

# An Order-based Algorithm for Minimum Dominating Set with Application in Graph Mining

David Chalupa

Computer Science  
School of Engineering and Computer Science  
University of Hull  
Cottingham Road  
Hull HU6 7RX, United Kingdom  
Email: D.Chalupa@hull.ac.uk

*Acknowledgement:* This is a preprint version of the article. This text will be substituted later with an acknowledgement and a link to the final version of the article.

**Abstract.** Dominating set is a set of vertices of a graph such that all other vertices have a neighbour in the dominating set. We propose a new order-based randomised local search ( $RLS_o$ ) algorithm to solve minimum dominating set problem in large graphs. Experimental evaluation is presented for multiple types of problem instances. These instances include unit disk graphs, which represent a model of wireless networks, random scale-free networks, as well as samples from two social networks and real-world graphs studied in network science. Our experiments indicate that  $RLS_o$  performs better than both a classical approximation algorithm and two metaheuristic algorithms based on ant colony optimisation and local search. Additionally, the performance gap between our algorithm and alternative approaches seems to widen with growing instance size. The order-based algorithm is able to find small dominating sets for graphs with tens of thousands of vertices. Its application in graph mining is also briefly demonstrated.

**Keywords.** randomised local search, order-based representation, minimum dominating set, complex networks, heuristics.

## 1 Introduction

Dominating set of a graph is a set of its vertices such that each vertex is in the dominating set or has a neighbour in the dominating set. Dominating sets

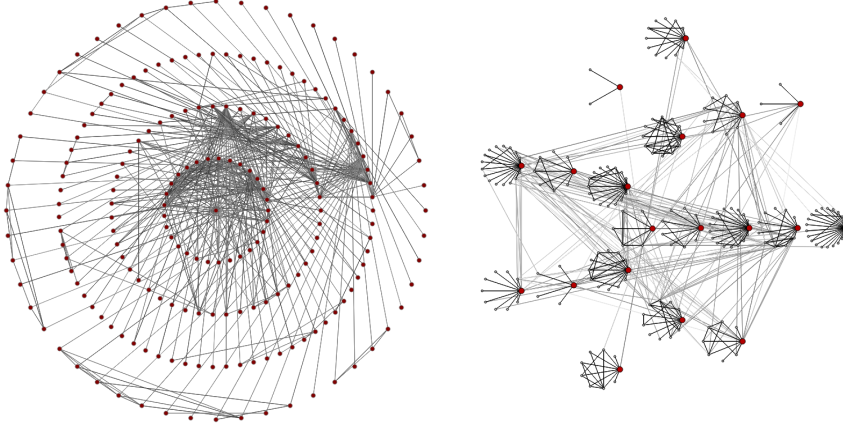


Figure 1: Two visualisations of a sample social graph from Google+ with 200 vertices. On the left hand side, the vertex with maximum degree is taken as the central vertex and other vertices are visualised in a radial drawing, based on distance from the centre. On the right hand side, vertices are partitioned around vertices in the dominating set. Dominating set can be used as a set of hubs of the network to form fine-grained clusters, since all other vertices have a neighbour in the dominating set.

and their variants have applications in several diverse areas, including routing in wireless ad-hoc networks [11, 55], multi-document summarisation [48] or modelling and studying of positive influence in social networks [12, 51]. The problem of finding the minimum dominating set (MDS) is widely known to be NP-hard.

**Definition of MDS** Let  $G = [V, E]$  be an undirected graph and let  $S \subseteq V$ . Then, we say that  $S$  is a *dominating set* if  $\forall v \in V \ v \in S \vee \exists v' [\{v, v'\} \in E \wedge v' \in S]$ . Dominating set with the lowest cardinality is called *minimum dominating set* and its cardinality is called *domination number* and is denoted by  $\gamma$ .

Figure 1 presents an illustration of the dominating set for a sample of a social graph from Google+ with 200 vertices. Both drawings in the figure represent the same data. On the left hand side, the vertex with maximum degree is placed in the middle and other vertices are arranged into levels, based on their distance from the central vertex. On the right hand side, a dominance drawing of the network is presented, in which the dominating set is used to visually

organise the network [2]. Vertices of the dominating set are highlighted in red and other vertices are grouped into clusters, effectively using the fact that each of these vertices has a neighbour in the dominating set.

There is a large body of literature on dominating sets, with its main focus on theoretical aspects and applications in wireless ad-hoc networks. NP-hardness and approximation characteristics of the problem suggest that works aimed at design of efficient heuristics and their scalability are of a interest. This is relevant especially for the classical variant of MDS [20, 43], which is of a high interest for large graphs due to its applications in social and information networks.

The current core of experimental literature seems to be focused mainly on benchmarking and applications of weighted dominating sets [5, 24, 30, 31, 44, 52] and connected dominating set problems [11, 23, 55]. Scalability of algorithms for the classical MDS problem and its real-world applications in social and information networks seem to be the areas to explore further. In this paper, we propose a new heuristic algorithm for the classical variant of MDS, which is highly scalable to large graphs and tends to perform better than a classical approximation algorithm, as well as algorithms based on constructive approaches and ant colony optimisation with local search.

**Contributions** Our *order-based randomised local search* ( $RLS_o$ ) algorithm tackles MDS indirectly by using a representation based on permutations of vertices, which are transformed into dominating sets using a greedy algorithm. The permutation of vertices is then optimised by repeated using of specific randomised *jump* moves.

Experiments were carried out using a wide collection of both synthetic and real-world graphs. We compare  $RLS_o$  to a classical approximation algorithm, as well as recently proposed ant colony optimisation algorithm hybridised with local search (ACO-LS) [43] and its extension with preprocessing (ACO-PP-LS) [44]. ACO-PP-LS was originally designed for the minimum weight dominating set problem.

We first present results of  $RLS_o$  for unit disk graphs, since these graphs were used for evaluation in previous studies as models of wireless networks. Additionally, we provide results for scale-free networks generated by Barabási-Albert (BA) model. We generally obtain that  $RLS_o$  performs better the approximation algorithm, ACO-LS and ACO-PP-LS, while the gap in the obtained results is more pronounced for large graphs. This is largely due to the fact that  $RLS_o$  avoids costly random walks on complete construction graphs and only traverses edges of the large sparse graph itself.

Last but not least, we provide results for an extensive collection of real-world graphs studied in network science, instances from DIMACS series, as well as samples of anonymised publicly available data from social networks

*Google+* and *Pokec*. These results also confirm that  $RLS_0$  provides results of better quality than the approximation algorithm, ACO-LS and ACO-PP-LS, while maintaining solid scalability for large graphs. In addition, the solutions found by  $RLS_0$  tend to be close to lower bounds, which have been computed as solutions to the linear programming relaxation of MDS. Finally, an application of the algorithm in graph mining is briefly discussed.

The structure of our paper is as follows. In Section 2, we review the background of the problem and related work. In Section 3, we describe our local search algorithm  $RLS_0$ . In Section 4, we present the experimental results and provide a short discussion. Finally, in Section 5, we summarise the contributions and identify open problems.

## 2 Background and Related Work

The problem of finding MDS remains NP-hard also for several very restricted graph classes. For example, NP-hardness of finding MDS for grids is known, the proof is attributed to Leighton [9]. For unit disk graphs, MDS problem is also NP-hard [34]. Additionally, Chlebík and Chlebíková have shown that for bipartite graphs with maximum degree 3 and general graphs with maximum degree 4, it is NP-hard to approximate MDS within ratios  $1 + 1/190$  and  $1 + 1/99$ , respectively [7].

Regarding the hardness of approximate MDS, approximation ratio  $\mathcal{O}(\log \Delta)$ , where  $\Delta$  is the maximum degree, can be achieved by a classical greedy algorithm. However, Feige showed that the logarithmic approximation is the best possible, unless the class NP contains some slightly superpolynomial algorithms [13]. Recently, it has also been shown that MDS is hard to approximate within a better than logarithmic ratio for certain graphs with power law degree distribution [16].

Exact algorithms require exponential time to solve the problem. To the best of our knowledge, the currently best exact algorithm was proposed by Fomin et al, and finds MDS in  $\mathcal{O}(1.5137^n)$  time [15].

**Greedy algorithm for MDS** It is known that the greedy approximation algorithm for vertex cover by Chvátal [8] can be used to find small dominating sets in polynomial time. This algorithm achieves approximation ratio  $H(\Delta)$ , where  $\Delta$  is the maximum degree of a vertex and  $H(n) = \sum_{i=1}^n 1/i$  is the  $n$ -th harmonic number. As we indicated above,  $H(\Delta) = \mathcal{O}(\log \Delta)$ .

The application of the greedy algorithm to find small dominating sets works as follows. For simplicity, we will say that a vertex  $v$  is *non-dominated in set  $S$*  if  $v \notin S \wedge \nexists v' \in V[\{v, v'\} \in E \wedge v' \in S]$ . In the algorithm, vertices are ordered based on a value  $w(v, S)$ , which denotes the *number of non-dominated vertices*

between the neighbours of the vertex and the vertex itself. In each iteration, vertex  $v$  with the largest  $w(v, S)$  in partial dominating set  $S$  is taken and put into  $S$ . The algorithm terminates when  $S$  is a dominating set.

The downside of the approximation algorithm is that even though it provides a very good approximation ratio in general, it can overestimate the dominating set size in practice. This holds even for relatively simple graphs such as paths. Therefore, experimental research on heuristics for the classical MDS problem in large graphs seems to be of a high interest, especially for its applications in large real-world networks.

Greedy and distributed [27] approximation algorithms still seem to be the most popular in the area of classical MDS. An experimental study of heuristics for MDS was conducted by Sanchis [46]. Performance of algorithms for MDS in real-world networks has been compared by Nehéz et al [35]. There has been a recent surge in heuristic algorithms for the minimum weight dominating set problem [5, 30, 31, 52]. These algorithms are usually applied to classical benchmarks consisting of graphs inspired by the applications in wireless networks, with up to around 1000 vertices and with strong results in terms of numerical performance. However, the focus on scalability in the current experimental research on MDS still seems to be somewhat limited.

**Hybrid heuristic algorithms for MDS** Hedar and Ismail [20] proposed a hybrid of a genetic algorithm and local search for MDS with a specific fitness function. Another hybrid genetic algorithm was proposed by Potluri and Singh [43].

However, it seems that the algorithms based on the framework of ant colony optimisation perform specifically well in this problem. An ant colony algorithm for the minimum weight dominating set problem has been proposed by Jovanovic et al [24]. Another ant colony optimisation algorithm hybridised with local search (ACO-LS) was proposed by Potluri and Singh [43]. ACO-LS seems to be the basis for some of the best currently available heuristics for MDS. Therefore, we will now provide more details on how this algorithm works.

**Ant colony optimisation with local search (ACO-LS) for MDS** ACO-LS operates on a construction graph, which is a complete graph with vertices corresponding to vertices of our original graph. Vertices of the construction graph are weighted with pheromone, which represents how likely the vertex is to be in the dominating set. ACO-LS first places an initial amount of pheromone  $\tau$  uniformly on each vertex. In each iteration,  $A$  dominating sets are constructed so that probability of the next vertex being put to the dominating set is proportional to the amount of pheromone on it.

The resulting dominating sets are improved using local search, which iteratively excludes redundant vertices from the dominating set. Redundant vertices are vertices, which can directly be excluded so that the resulting set still remains a dominating set. If there are more redundant vertices to exclude, the vertex is chosen randomly or by choosing the vertex with the lowest degree. The probability of choosing the vertex randomly is  $p_r$ , the lowest degree vertex is chosen otherwise.

At the end of each iteration, ACO-LS evaporates pheromone on each vertex by a multiplicative factor of  $\rho$ . Vertices of the smallest dominating set constructed in the current iteration are then reinforced by putting more pheromone on them. The formula that has been used to obtain the updated pheromone value  $\tau'$  for vertices in the best dominating set generated in the current iteration is the following:

$$\tau' = \rho\tau + \frac{p_1}{p_2 - f + F}. \quad (1)$$

This pheromone update rule has originally been used in an ant colony optimisation algorithm for the leaf-constrained minimum spanning tree problem [49]. In this formula,  $f$  is the best dominating set size for the current iteration and  $F$  is the best dominating set size found so far. In ACO-LS, the values of parameters  $p_1$  and  $p_2$  were  $p_1 = 1.0$  and  $p_2 = 10.0$  [43]. Hence, the vertices used in previously constructed dominating sets will be more likely to occur in the next dominating sets.

**Ant colony optimisation with preprocessing and local search (ACO-PP-LS) for MDS** In the application of a similar idea to the minimum weight dominating set problem, a preprocessing phase has been added to a similar algorithm called ACO-PP-LS [44]. This algorithm extended ACO-LS by adding a routine of generating  $M = 100$  maximal independent sets using a greedy algorithm and improving the pheromone values of vertices in these independent sets. These independent sets were constructed by using a list of vertices available for adding to the independent set. In the beginning, a random vertex is added to the independent set. This vertex and its neighbours are then excluded from the list of available vertices. This process is iterated until there are no more vertices available. In ACO-PP-LS, slightly different values of parameters  $p_1$  and  $p_2$  have also been used. These were  $p_1 = 2.0$  and  $p_2 = 5.0$ . We will use the original parameterisations of ACO-LS [43] and ACO-PP-LS [44] in our further experimental investigations.

It is worth mentioning that algorithms based on ant colony optimisation are popular also in other variants of dominating set problems. A similar approach was proposed for the minimum connected dominating set problem [23].

Because of the inapproximability barriers mentioned above, one can natu-

rally expect that improvements of previous results are dependent on structure of studied graphs. While it can be intractable to provide a significant improvement for an arbitrary graph, for some specific instances this might be possible. In the following, we will tackle the classical MDS by combining a greedy construction procedure mapping a fixed permutation of vertices to a dominating set with an optimisation routine for this permutation.

### 3 Order-based Randomised Local Search for MDS

At this point, we begin with specification of our *order-based randomised local search* (RLS<sub>o</sub>). The idea to use this approach comes from the field of randomised search heuristics theory [36, 37], in which RLS is studied analytically. Additionally, a similar approach was previously studied in the context of load balancing games [18].

Our RLS<sub>o</sub> algorithm tackles the problem indirectly by searching for a permutation, for which a greedy algorithm constructs as small dominating set as possible. Solution will be represented by a permutation of vertices. This permutation is used as an input to a greedy mapping algorithm, which guarantees that for some permutation, the optimal dominating set will be constructed. This way, the search for minimum dominating set is transformed into search for an optimal permutation.

We now specify the search space, our mapping algorithms and the objective function. Candidate solution  $S$  will be now represented naturally as a set  $S \subseteq V$ , since RLS<sub>o</sub> always works with dominating sets.

**Search space** The search space  $\Omega$  is represented by the set  $S_n$  of all permutations on  $n$  vertices, i.e.  $\Omega = S_n$ .

**Mapping of permutations of vertices to dominating sets** For this purpose, RLS<sub>o</sub> will use a simple greedy algorithm, similar to the classical approximation algorithm. We start with set  $S = \emptyset$ . The algorithm takes vertices in the ordering determined by permutation  $P$ . In each iteration  $i$ , we test whether the current vertex  $v_i$  is non-dominated or has any non-dominated neighbours. If  $v_i$  or any of its neighbours are non-dominated, then we put  $S = S \cup \{v_i\}$ , thus, making  $v_i$  and all of its neighbours dominated. The algorithm stops when all vertices are dominated, i.e.  $S$  is a dominating set.

In Algorithm 1, we present detailed pseudocode of this greedy mapping algorithm. We recall that  $w(v, S)$  means the number of non-dominated vertices between  $v$  and its neighbours. In steps 1-3, we start with an empty set  $S$  and set the initial values of  $w(v, S)$  for empty  $S$ . Steps 5-11 represent an iterative procedure. In step 6, we take the  $i$ -th vertex in the permutation and denote

Algorithm 1: Greedy algorithm for mapping of a permutation to a dominating set

	Input: graph $G = [V, E]$ , $V = \{v_1, v_2, \dots, v_n\}$ , permutation $P$ of integers from $\{1, 2, \dots, n\}$ Output: solution $S \subseteq V$
1	$S = \emptyset$
2	for $v \in V$
3	$w(v, S) = \deg(v) + 1$
4	$i = 0$
5	while $\exists v w(v, S) \neq 0$
6	$v = v_{P_i}$
7	if $w(v, S) \neq 0 \vee \exists v' [\{v, v'\} \in E \wedge w(v', S) \neq 0]$
8	$S = S \cup \{v\}$
9	$w(v, S) = 0$
10	for $v'$ such that $\{v, v'\} \in E$
11	$w(v', S) = 0$
12	$i = i + 1$
13	return $S$

it by  $v$ . Steps 7-12 are performed only if  $v$  is non-dominated or it has a non-dominated neighbour. In step 8, we put  $v$  in  $S$ . In steps 9-11, we set  $v$  and all of its neighbours as dominated. The iterative process terminates if all vertices are dominated.

**Mapping of dominating sets to permutations of vertices** Let  $S$  be a dominating set. Then, we will construct permutation  $P$  from  $S$  by putting the vertices in  $S$  first in the permutation. Their order can be arbitrary, we will use ordering by vertex indices. The vertices in  $V \setminus S$  are put in  $P$  in a uniformly random order after the vertices in  $S$ .

Consider now how this greedy mapping algorithm behaves when mapping  $P$  constructed from  $S$  to a resulting dominating set  $S'$ . The first  $|S|$  vertices in  $P$  are in  $S$ , i.e. they form the dominating set. Let  $v$  be the current vertex in  $P$  to be processed by the greedy algorithm. Vertex  $v$  can be non-dominated or have a non-dominated neighbour at the moment when it is processed by iterating over vertices in  $P$ . In this case,  $v$  will be added to  $S'$ . If  $v$  and all of its neighbours are already dominated, it means that some previous vertices were sufficient to dominate  $v$  and its neighbours. However, these vertices were already in  $S$ , i.e.  $S$  is not a minimal dominating set and can be improved by excluding  $v$ . Therefore, at the moment, when first  $|S|$  vertices of  $P$  are processed, we will have a dominating set  $S' \subseteq S$ . As a consequence, if  $S$  is the minimum



Algorithm 2: Order-based randomised local search (RLS<sub>o</sub>) for MDS

	Input: graph $G = [V, E]$ , lower bound $\gamma_l$ for $\gamma$
	Output: solution $S \subseteq V$
1	let $S$ be the result of greedy approximation algorithm on $G$
2	use mapping of dominating sets to permutations to create permutation $P$ from $S$
3	while stopping criteria are not met
4	if $ S  = \gamma_l$
5	return $S$
6	$P' = \text{jump}(\text{random}(2, n), P)$
7	construct $S'$ from $P'$ using the greedy algorithm for mapping of a permutation to a dominating set
8	if $ S'  \leq  S $
9	$P = P'$
10	$S = S'$
11	return $S$

dominating set, then a permutation generated by putting the vertices in  $S$  first in the permutation must necessarily produce the optimum. Therefore, we can guarantee that there is an optimal permutation for an arbitrary graph.

**Objective function** Since RLS<sub>o</sub> operates in the space of dominating sets, the objective will simply be to minimise the cardinality of the dominating set  $S$ , i.e. the problem is  $\min |S|$ .

RLS<sub>o</sub> will now search for a permutation of vertices, for which the greedy mapping from Algorithm 1 produces as small dominating set as possible. As an elementary move, RLS<sub>o</sub> will use the *jump* operator, which works as follows.

**Perturbation operator** Let  $j$  be an integer from  $\{2, 3, \dots, n\}$ . Then, perturbation operator  $\text{jump}(j, P)$ , will take the element at position  $j$  in permutation  $P$  and put it into position 1, i.e. to the front. The elements formerly between positions 1 and  $j - 1$  will then be shifted one position to the right. The returned result is this new permutation.

In Algorithm 2, we present the pseudocode of RLS<sub>o</sub>. In step 1, we start with a dominating set  $S$  constructed by the greedy approximation algorithm. In step 2, we use the mapping of dominating sets to permutations of vertices to create an initial permutation  $P$ . Next, we perform an iterative procedure. In steps 4-5, we verify whether  $S$  is optimal by checking its size against a lower bound

$\gamma_l$ . If no lower bound is provided, one can assume that  $\gamma_l = 0$ . In step 6, we perform  $jump(random(2, n), P)$ , i.e. we take a uniformly random vertex (except the currently first one) and put it to the first position in the permutation to construct  $P'$ . In step 7, we use the greedy mapping from Algorithm 1 to construct new dominating set  $S'$  from  $P'$ . In steps 8-10,  $P'$  and  $S'$  are accepted as the new  $P$  and  $S$ , if  $S'$  is at least as good as  $S$ .

## 4 Experimental Evaluation

In this section, we present the experimental results of  $RLS_0$  and its comparison to ACO-LS, ACO-PP-LS, as well as the greedy approximation algorithm. In addition, we experiment with our own modification of ACO-LS, an algorithm we denote by ACO-LS-S, which works much better than the original ACO-LS for large sparse graphs.

The idea behind ACO-LS-S is that for large graphs, it is preferable to avoid random walks on complete construction graphs inherently embedded in ACO-LS and ACO-PP-LS, even if it means a decrease in numerical performance. This is because  $\mathcal{O}(n^2)$  complexity of a random walk can make the algorithms prohibitively slow for real-world applications in large graphs.

We first present an overview of the experimental settings and structure of the evaluation. In accordance with previous studies on both ACO-LS and hybrid genetic algorithms [20, 43, 44], we used unit disk graphs as test instances. Next, we present results for random scale-free networks generated by Barabási-Albert (BA) model [1]. Finally, results are presented for a wide spectrum of real-world graphs, including samples from two social network services, graphs studied in network science, as well as several DIMACS graphs. Particular emphasis is put on scalability to large problem instances. An illustration of the relation of our work to graph mining and small-world network properties is also given.

### 4.1 Experimental Settings

We conducted a series of experiments for both unit disk graphs, which were used in previous studies, as well as artificial and real-world complex networks. This will allow a comparison both in settings similar to previous studies [20, 43, 44] and provide a new perspective on experimental algorithms for MDS.

**Problem instances** We first performed experiments for randomly generated unit disk graphs, which represent a model of wireless networks. A unit disk graph is an intersection graph, in which vertices correspond to points in a

certain area. The points represent omnidirectional antennas and an edge represents that the ranges of two antennas overlap. In our experiments, we will use a square area of size  $M \times M$  and antennas are placed uniformly at random. An edge is put between two vertices if their distance is at most *range*. This is equivalent to a setting used by Potluri and Singh [43].

Next, we present experimental results for BA model, which represents a canonical model of growing scale-free networks [1]. BA model is particularly interesting for our investigations, since it generates networks with power law degree distribution, which is typical for many real-world networks and allows that both number of vertices and their “connectivity” are tuned.

In the largest part of our experiments, we test the algorithms in solving MDS for various types of real-world graphs. These include data obtained from two different social networks - graphs obtained from the publicly available circles data from *Google+*, and samples of social network *Pokec*, which has been previously analyzed in large scale [50]. These networks have up to 50000 vertices, i.e. scalability will be a crucial issue. We enhance the benchmark by several networks studied in network science [17, 26, 39, 56] and coappearance networks of classical literary works’ characters used in DIMACS graph colouring benchmark [22].

**Algorithms** We reimplemented both the greedy approximation algorithm and ACO-LS. Greedy approximation algorithm will be denoted by GREEDY. Apart from the original variants of ACO-LS and ACO-PP-LS, we experimented with our ACO-LS-S modification of the ant-based framework, which allows transitions only between adjacent vertices in our graph. We will shortly see that this leads to an increase in scalability to large graphs.

**Ant colony optimisation variant ACO-LS-S** After the first series of preliminary experiments, we discovered that allowing transitions between all pairs of vertices in ACO-LS leads to very high computational demands for large graphs. This is understandable, since such an approach is equivalent to random walks on a complete weighted graph. Each such random walk requires roughly  $\mathcal{O}(n^2)$  time. To overcome this, we designed a slightly modified version of ACO-LS. There are only two differences between ACO-LS and this modification. Firstly, ACO-LS-S allows transitions only between vertices, which are adjacent in the original graph, while ACO-LS allows transitions between all pairs of vertices. Secondly, ACO-LS-S first performs a run of GREEDY and the amount of pheromone value 1000.0 is placed on the vertices in the dominating set constructed by GREEDY. Other vertices have initial pheromone value 10.0 used in ACO-LS.

**Parameter values** GREEDY was repeated 1000 times for each instance. For ACO-LS, we used the same values of parameters as in the original paper [43]. We used  $A = 20$  constructed dominating sets per iteration, pheromone evaporation rate  $\rho = 0.985$ , probability  $p_r = 0.6$  of excluding redundant vertices randomly and the initial pheromone value was  $\tau_0 = 10.0$ . Pheromone update parameters were  $p_1 = 1.0$  and  $p_2 = 10.0$  for ACO-LS. ACO-PP-LS used the same parameter configuration, apart from the pheromone update parameters, which were  $p_1 = 2.0$  and  $p_2 = 5.0$ . Parameters of ACO-LS-S were equivalent to those of ACO-LS, except the initial reinforcement of pheromone for vertices used by GREEDY as indicated above. In the cases of ACO-LS, ACO-PP-LS, ACO-LS-S and  $RLS_o$ , we stopped whenever a lower bound on the size of MDS was reached (the methodology of finding the lower bound is described below) or the algorithm has reached the time limit. Time limits were specific for each series of experiments. All experiments were performed on a machine with Intel Core i7-5960X 3 GHz CPU with 64 GB RAM and a code written in C++, compiled with 32-bit MinGW compiler under Windows 8 with -O3 optimisation option.

In the experiments for real-world graphs, we also include a lower bound for the domination number  $\gamma$ , which has been used as a stopping criterion to verify if optimum has been found. This value is computed as a solution to the linear programming relaxation of MDS. Let  $S \subseteq V$  and let  $x_i \in \{0, 1\}$  be a variable such that vertex  $x_i = 1$  if  $v_i \in S$  and  $x_i = 0$  otherwise. Then, MDS can be formulated as a minimisation of value  $\sum_{i=1}^n x_i$  subject to  $x_i + \sum_{\{v_i, v_j\} \in E} x_j \geq 1$  for all  $i = 1, 2, \dots, n$ . By relaxing the constraint that  $x_i$  is binary and assuming that  $0 \leq x_i \leq 1$ , one obtains a simple linear programming problem that can be solved in polynomial time to provide a very good lower bound. We have used the COIN-OR package [4, 32] to find these lower bounds for each real-world graph.

## 4.2 Results for Unit Disk Graphs

Unit disk graphs were created by putting  $n$  points randomly in a square area of size  $M \times M$ . Values of  $n$  equal to 50, 100, 250, 500, 750 and 1000 were used. For 50, 100 and 250 vertices, we set  $M = 1000$  and for 500, 750 and 1000, we set  $M = 2000$ . For each value of  $n$ , three different values of *range* were used. We obtained 10 unit disk graphs using these parameters, for which we computed minimum, maximum and average values for 1000 runs of the GREEDY approximation algorithm for each graph, and average values of dominating set sizes for ACO-LS, ACO-PP-LS, ACO-LS-S and  $RLS_o$ . Each run of ACO-LS, ACO-PP-LS, ACO-LS-S and  $RLS_o$  was stopped after 3 minutes. The time limit was chosen as a more fair criterion than maximum number of iterations, since the computational cost of one iteration for  $RLS_o$  is much lower than for

Table 1: Experimental results of the studied algorithms for unit disk graphs, presenting the average size of dominating set found, as well as the average number of evaluations in thousands performed within the time limit of 3 minutes per run.

$[n, range]$	GREEDY		$E[ S ]$	ACO-LS		ACO-PP-LS		ACO-LS-S		RLS <sub>0</sub>	
	min	max		$E[ S ]$	eval $\times 10^3$	$E[ S ]$	eval $\times 10^3$	$E[ S ]$	eval $\times 10^3$	$E[ S ]$	eval $\times 10^3$
[50, 150]	15.2	16.1	15.6	<b>14.6</b>	14748	<b>14.6</b>	16366	<b>14.6</b>	17212	<b>14.6</b>	226389
[50, 200]	10.6	12	11.1	<b>10.1</b>	19455	<b>10.1</b>	22736	<b>10.1</b>	20339	<b>10.1</b>	195807
[50, 250]	7.5	8.1	7.7	<b>7.1</b>	24652	<b>7.1</b>	30412	7.2	20174	<b>7.1</b>	190241
[100, 150]	18.3	20.8	19.5	17.5	5782	17.5	6614	17.5	6333	<b>17.4</b>	122087
[100, 200]	11.9	13.9	12.8	<b>10.7</b>	8357	<b>10.7</b>	10314	11.3	7835	<b>10.7</b>	113578
[100, 250]	8.5	10.1	9.2	<b>7.5</b>	10473	<b>7.5</b>	13216	7.9	9526	<b>7.5</b>	98837
[250, 150]	21.6	25.2	23.2	18.3	1933	18.2	2543	20.2	1772	<b>18</b>	47323
[250, 200]	13.5	15.7	14.5	11.1	2515	11.2	3480	12.2	2798	<b>11</b>	33063
[250, 250]	10.3	12.3	11.2	<b>8</b>	2755	<b>8</b>	3763	<b>8</b>	2906	<b>8</b>	25613
[500, 150]	71.9	81	76.2	64.5	354	64.5	440	69.9	316	<b>63.8</b>	34168
[500, 200]	45.6	53.4	49.1	39.8	493	39.8	673	45.4	400	<b>38.6</b>	24822
[500, 250]	31.4	36.9	33.7	26.4	627	26.5	894	30.7	753	<b>25.8</b>	17502
[750, 150]	77.8	88.1	82.5	67.3	191	67.4	256	78.6	176	<b>65.2</b>	17329
[750, 200]	47.9	55.3	51.4	40.4	260	40.5	390	48.3	342	<b>38.9</b>	11053
[750, 250]	32.2	38.7	35.3	26.8	345	27.2	537	32.3	470	<b>26.3</b>	9579
[1000, 150]	80.2	90.2	85	69.3	116	69.3	169	82.1	89	<b>66.7</b>	9141
[1000, 200]	49.5	57.9	53.6	42.2	161	42	249	50.2	260	<b>40.4</b>	7453
[1000, 250]	34.3	40.4	37	27.6	215	27.6	344	32.9	292	<b>27</b>	6101

ACO-LS and ACO-PP-LS. Additionally, the numbers of dominating sets evaluated by ACO-LS in our experiments consistently exceed  $2 \times 10^4$ . This was the limit used to obtain the original results of ACO-LS [43], which assures that the comparison presented in this paper is reasonably fair.

In Table 1, the results of the algorithms are presented. The first column contains the unit disk graph parameters. The next three columns contain results of GREEDY, including minimum, maximum and average dominating set sizes. Results of ACO-LS, ACO-PP-LS, ACO-LS-S and RLS<sub>0</sub> are presented in the next columns, including the average obtained value and the numbers of evaluated dominating sets (in the cases of ACO-LS and ACO-LS-S, this is the number of dominating sets generated after the LS phase). Best results are highlighted in bold.

One can see that the results of GREEDY lag behind the results of ACO-LS, ACO-PP-LS, ACO-LS-S and RLS<sub>0</sub>, even when restricted to the best runs. ACO-LS and ACO-PP-LS provided very similar results, even though it is worth pointing out that working with a smaller population of ants made ACO-PP-LS perform better than ACO-LS. For smaller unit disk graphs, ACO-LS, ACO-PP-LS and RLS<sub>0</sub> perform comparably well. However, the difference in performance between the ant-based algorithms and RLS<sub>0</sub> starts to be visible for larger graphs with  $n \geq 500$ , for which RLS<sub>0</sub> consistently provided better results than alternative approaches. The number of evaluations performed by RLS<sub>0</sub> within the time limit was also much higher than those by ACO-LS, ACO-

PP-LS and ACO-LS-S. This is related to the LS subroutine of ACO algorithms, which is used to eliminate redundant vertices in the constructed dominating sets. On the other hand,  $RLS_o$  constructs the dominating set in a way such that no elimination of redundant vertices is needed, leading to more compact intermediate dominating sets and a more rapid search strategy. This seems to be one of the bottlenecks of the ant-based algorithms. However, it is also worth pointing out that  $RLS_o$  could potentially be used as a local search subroutine within the framework of ACO. This would likely lead to an algorithm with a very strong tradeoff between performance and scalability.

### 4.3 Results for Scale-free Networks

In addition to unit disk graphs, we used BA model to generate artificial scale-free networks for further experiments. In each time step in BA model, one vertex comes to the network and brings  $w$  edges, which are attached preferentially, i.e. probability of attachment to a vertex is proportional to its current degree. For example, in a social network, this rule is interpreted in a way that a person with a higher number of contacts is likely to get even more contacts. Therefore, we used BA model to evaluate how well studied algorithms perform for networks, which follow this rule. The initial graph was simply a path on  $w$  vertices. We stopped whenever the resulting graph had  $n$  vertices. Hence, a particular instance is defined by parameters  $n$  and  $w$ .

Table 2 presents results obtained for the random scale-free networks. The structure of the table is almost identical to the structure used for unit disk graphs, with first column presenting the pair  $[n, w]$ , which determines model parameters. Similarly, the results are averaged over 10 instances for the specified parameter values.

Interestingly, ACO-LS, ACO-PP-LS, ACO-LS-S and  $RLS_o$  seem to exhibit similar specificities, as observed in experiments for unit disk graphs. For smaller instances, ACO-PP-LS and  $RLS_o$  perform comparably. It seems that  $RLS_o$  tends to provide better results for instances generated with higher values of  $w$ , which are denser graphs with a slightly higher number of triangles [3].

Additionally, for large instances with 2000 vertices, we observed that ACO-PP-LS performs better than ACO-LS, which is not the case for smaller graphs. ACO-LS-S is able to evaluate more candidate solutions than ACO-LS and ACO-PP-LS. However, this does not translate into a good numerical performance. This unfortunately highlights the fact that the quadratically complex construction routine of ant-based algorithms seems to be crucial for numerical performance on some types of instances. On the other hand,  $RLS_o$  needs  $\mathcal{O}(m)$  time to construct a dominating set, where  $m$  is the number of edges. This has contributed to the success of  $RLS_o$ , potentially highlighting its strong role in

Table 2: Experimental results of the studied algorithms for graphs generated by BA model, presenting the average size of dominating set found, as well as the average number of evaluations in thousands performed within the time limit of 3 minutes per run.

$[n, w]$	GREEDY		$E[ S ]$	ACO-LS		ACO-PP-LS		ACO-LS-S		RLS <sub>0</sub>	
	min	max		$E[ S ]$	eval $\times 10^3$	$E[ S ]$	eval $\times 10^3$	$E[ S ]$	eval $\times 10^3$	$E[ S ]$	eval $\times 10^3$
[500, 2]	95.2	101.7	97.9	<b>93.7</b>	308	<b>93.7</b>	363	94.2	485	<b>93.7</b>	35917
[500, 3]	68.2	75.2	71.1	66.3	409	66.6	528	69.6	576	<b>66.2</b>	34412
[500, 4]	55.1	61.4	57.9	53.4	477	53.6	636	58	597	<b>53.2</b>	32707
[1000, 2]	186.3	197.6	191.5	<b>182.4</b>	70	182.5	87	187.6	118	<b>182.4</b>	15229
[1000, 3]	138.9	149.4	144	133.5	87	134.1	116	148.5	124	<b>132.9</b>	13904
[1000, 4]	108.9	119.5	113.6	105.5	101	106.2	146	121.4	120	<b>105</b>	12900
[2000, 2]	373.9	388.1	381.1	385.9	6	370.4	9	384.3	27	<b>362.5</b>	4655
[2000, 3]	276.4	291.6	283.4	301.6	6	282	10	301.9	25	<b>263.5</b>	4428
[2000, 4]	215.6	230.8	222.7	241.7	7	221.7	11	249.3	24	<b>205.1</b>	4327

future designs of hybrid algorithms for MDS.

#### 4.4 Results for Real-world Graphs

In this section, we present the results of our algorithm for several real-world graphs. We will explore the performance of RLS<sub>0</sub>, ACO-LS, ACO-PP-LS, ACO-LS-S and GREEDY for *real-world data from social networks Google+ and Pokec*, several graphs studied in network science and coappearance networks from DI-MACS graphs.

Similarly to previous experiments, each run of GREEDY was repeated 1000 times and each run of ACO-LS, ACO-PP-LS, ACO-LS-S and RLS<sub>0</sub> was repeated 10 times. For ACO-LS, ACO-PP-LS, ACO-LS-S and RLS<sub>0</sub>, we were searching for the smallest dominating set sizes obtained, i.e. the upper bounds for domination numbers computed by each of these algorithms. Time limits for these experiments were higher, since we have tested the algorithms for several larger graphs with up to 50000 vertices. Each run of ACO-LS, ACO-PP-LS, ACO-LS-S and RLS<sub>0</sub> was stopped after 60 minutes or when the lower bound for the minimum dominating set size has been reached, computed from the linear programming relaxation of MDS, i.e. an optimum has been found.

Table 3 presents results obtained for samples from social networks *Google+* and *Pokec*. These samples have 500, 2000, 10000, 20000 and 50000 vertices, respectively. Table contains the minimum and maximum value of dominating set size obtained by GREEDY and minimum sizes of dominating sets obtained by ACO-LS, ACO-PP-LS, ACO-LS-S and RLS<sub>0</sub>. For smaller graphs, ACO-LS, ACO-PP-LS, ACO-LS-S and RLS<sub>0</sub> perform comparably. For graphs with 10000 vertices, high computational demands of ACO-LS start to be visible. This also affected the performance of ACO-PP-LS. Random walks on

Table 3: Experimental results of the studied algorithms for samples from social networks *Google+* and *Pokec*.

graph	GREEDY		ACO-LS	ACO-PP-LS	ACO-LS-S	RLS <sub>0</sub>
	min	max				
Samples from Google+*						
<i>gplus_500</i> , $\gamma = 42$	<b>42</b>	43	<b>42</b>	<b>42</b>	<b>42</b>	<b>42</b>
<i>gplus_2000</i> , $\gamma = 170$	175	180	<b>170</b>	<b>170</b>	<b>170</b>	<b>170</b>
<i>gplus_10000</i> , $\gamma = 861$	891	901	1061	979	862	<b>861</b>
<i>gplus_20000</i> , $\gamma \geq 1716$	1797	1821	2214	2206	1725	<b>1717</b>
<i>gplus_50000</i> , $\gamma \geq 4566$	4819	4862	5926	5923	4632	<b>4585</b>
Samples from Pokec*						
<i>pokec_500</i> , $\gamma = 16$	<b>16</b>	<b>16</b>	<b>16</b>	<b>16</b>	<b>16</b>	<b>16</b>
<i>pokec_2000</i> , $\gamma = 75$	<b>75</b>	<b>75</b>	<b>75</b>	<b>75</b>	<b>75</b>	<b>75</b>
<i>pokec_10000</i> , $\gamma = 413$	<b>413</b>	414	563	543	<b>413</b>	<b>413</b>
<i>pokec_20000</i> , $\gamma = 921$	923	930	1401	1381	<b>921</b>	<b>921</b>
<i>pokec_50000</i> , $\gamma \geq 2706$	2761	2791	4085	4104	2726	<b>2714</b>

\* All of these network samples are publicly available at:

<http://davidchalupa.github.io/research/data/social.html>.

complete graphs on tens of thousands of vertices seem to be slowing the algorithms down significantly. Hence, these algorithms compute only several first solutions, which leads to results with rather low quality. ACO-LS-S performed better for large graphs, since this algorithm performs random walk only on the original sparse graph. However, ACO-LS-S still performed the LS subroutine eliminating the redundant vertices, which suggests that the bottleneck of ant-based algorithms is in the random walk on the construction graph. It is worth acknowledging that this is partly affected by implementation techniques. However,  $\mathcal{O}(n^2)$  complexity of the construction seems to be unavoidable if transitions between non-adjacent vertices should be allowed.

RLS<sub>0</sub> starts directly with the solution generated by GREEDY, i.e. it both preserves the logarithmic approximation ratio and potentially improves the initial solution. Similarly to previous results, difference between the quality of solutions obtained by RLS<sub>0</sub> and other algorithms becomes more pronounced for larger graphs. Interestingly, the largest drop in dominating set size was from 4817 obtained by GREEDY to 4589 obtained by RLS<sub>0</sub> for a sample of a network of 50000 vertices from *Google+*. An improvement from 2761 to 2716 was also obtained for a sample of 50000 vertices from *Pokec*. This indicates that local search process of RLS<sub>0</sub> is well suited for finding small dominating sets in very large real-world graphs. It is also worth noting that even though ACO-LS-S seems to provide much better results than ACO-LS for this type of graphs, RLS<sub>0</sub> performed better than ACO-LS-S for large graphs *gplus\_10000*, *gplus\_20000*, *gplus\_50000* and *pokec\_50000*. In addition, the results provided



Table 4: Experimental results of the studied algorithms for network science instances and DIMACS instances.

graph	GREEDY		ACO-LS	ACO-PP-LS	ACO-LS-S	RLS <sub>0</sub>
	min	max				
Graphs from Newman’s network data repository						
<i>adjnoun</i> [39], $\gamma = 18$	<b>18</b>	20	<b>18</b>	<b>18</b>	<b>18</b>	<b>18</b>
<i>football</i> [17], $\gamma = 12$	13	16	<b>12</b>	<b>12</b>	13	<b>12</b>
<i>lesmis</i> [26], $\gamma = 10$	<b>10</b>	11	<b>10</b>	<b>10</b>	<b>10</b>	<b>10</b>
<i>netscience</i> [39], $\gamma = 477$	<b>477</b>	479	<b>477</b>	<b>477</b>	480	<b>477</b>
<i>zachary</i> [56], $\gamma = 4$	<b>4</b>	<b>4</b>	<b>4</b>	<b>4</b>	<b>4</b>	<b>4</b>
<i>celegansneural</i> [54], $\gamma = 16$	17	20	<b>16</b>	<b>16</b>	<b>16</b>	<b>16</b>
<i>dolphins</i> [33], $\gamma = 14$	15	17	<b>14</b>	<b>14</b>	<b>14</b>	<b>14</b>
<i>astro – ph</i> [38], $\gamma \geq 2928$	3010	3041	3138	3139	3046	<b>2930</b>
<i>cond – mat</i> [38], $\gamma \geq 3393$	3444	3468	3701	3697	3501	<b>3394</b>
<i>cond – mat – 2003</i> [38], $\gamma \geq 5377$	5490	5522	5956	5959	5601	<b>5379</b>
<i>cond – mat – 2005</i> [38], $\gamma \geq 6507$	6631	6670	7278	7254	6819	<b>6508</b>
<i>hep – th</i> [38], $\gamma \geq 2612$	2633	2653	2735	2659	2653	<b>2613</b>
<i>power</i> [54], $\gamma \geq 1472$	1545	1575	1499	1489	1575	<b>1481</b>
<i>as – 22july06</i> , $\gamma = 2026^*$	2028	2033	2223	2204	<b>2026</b>	<b>2026</b>
<i>polbooks</i> , $\gamma = 13^*$	14	16	<b>13</b>	<b>13</b>	<b>13</b>	<b>13</b>
DIMACS graphs [22]						
<i>anna</i> , $\gamma = 12$	<b>12</b>	<b>12</b>	<b>12</b>	<b>12</b>	<b>12</b>	<b>12</b>
<i>homer</i> , $\gamma = 96$	<b>96</b>	97	<b>96</b>	<b>96</b>	<b>96</b>	<b>96</b>
<i>david</i> , $\gamma = 2$	<b>2</b>	<b>2</b>	<b>2</b>	<b>2</b>	<b>2</b>	<b>2</b>
<i>huck</i> , $\gamma = 9$	<b>9</b>	<b>9</b>	<b>9</b>	<b>9</b>	<b>9</b>	<b>9</b>

\* Snapshot of the Internet and the political books network have not been published in a research paper. They are published in Newman’s network data repository:

<http://www-personal.umich.edu/~mejn/netdata/>.

by RLS<sub>0</sub> were close to the lower bounds, which seems to be encouraging for its use to solve large-scale instances of MDS, as well as its use in hybrid algorithm design.

Next, we performed experiments for graphs studied in *network science*. These include an adjective-noun adjacency network *adjnoun* [39], American college football league network *football* [17], coappearance network *lesmis* for Les Miserables [26], collaboration network *netscience* for network science [39], network *zachary* of friendships in a karate club [56], condensed matter collaboration networks *cond – mat*, *cond – mat – 2003* and *cond – mat – 2005* [38], high energy theory collaboration network *hep – th* [38], US power grid network *power* [54], as well as a snapshot of the Internet on the level of autonomous systems *as – 22july06* and a network *polbooks* of Krebs’ political books. Data also include results for coappearance networks from DIMACS graphs [22]. These are coappearance networks *anna* for Anna Karenina, *david* for David Copperfield, *huck* for Huckleberry Finn and *homer* for Iliad and Odyssey. The obtained results are presented in Table 4 in a structure identical to Table 3.

Consistently with previous results, the algorithms perform comparably for small graphs. GREEDY produced the best results for 8 networks. ACO-LS, ACO-PP-LS, and ACO-LS-S clearly perform better than GREEDY for small graphs, leading to the best results for 12 networks. Interestingly, ACO-LS-S performs comparably to  $RLS_o$  also for the Internet snapshot *as-22july06*. For large collaboration networks *astro-ph*, *cond-mat*, *cond-mat-2003*, *cond-mat-2005*, *hep-th* and the network *power*, scalability seems to play the crucial role.  $RLS_o$  clearly outperforms the other approaches for these instances, while maintaining its performance for small graphs, leading to the best results obtained for all 19 networks.

It seems there are multiple aspects, which make  $RLS_o$  successful for large-scale instances. In addition to the  $\mathcal{O}(m)$  complexity of one iteration, where  $m$  is the number of edges, it seems that *jump* operator is able to achieve large changes in the solution structure, since a vertex is moved to the first position in the permutation. Additionally,  $RLS_o$  excludes currently redundant vertices directly during the construction using the greedy mapping algorithm. Recalling the structure of Algorithm 1, the formulation of step 7 ensures that a vertex is added to the dominating set only if it is non-dominated or it has at least one non-dominated neighbour. This way,  $RLS_o$  effectively avoids the need for a consequent elimination of redundant vertices, while keeping the construction process efficient for sparse graphs.

## 4.5 Application in Graph Mining and Discussion

In the previous investigations, we demonstrated that  $RLS_o$  is a suitable algorithm for finding small dominating sets in large graphs, including real-world complex networks. In order to study these results in a more applied context, we now discuss the application of small dominating sets in graph mining.

*Graph mining* is an area focused on study of large-scale real-world graphs, their typical structure and design of algorithms for knowledge discovery in these graphs [6, 10]. *Graph clustering and community detection* problems are among the most widely studied topics in this area, as well as in contemporary computer science [14, 17, 19, 28, 29, 41, 42, 47]. On the other hand, there is a large spectrum of possible definitions of clusters, communities and evaluation criteria for quality of these structures [29, 47]. Therefore, we briefly present a more unified view on these methods and their similarity to this research.

One of the most classical approaches to model network communities is the *k-medoids problem* [25, 40], in which one searches for  $k$  medoids such that partitioning the vertices around the closest medoids gives minimum possible distance within the clusters. While in *k-medoids*, one aims to minimise the distance while number of clusters is fixed, dominating set tackles the problem by minimising the number of clusters while distance to a vertex of the dom-

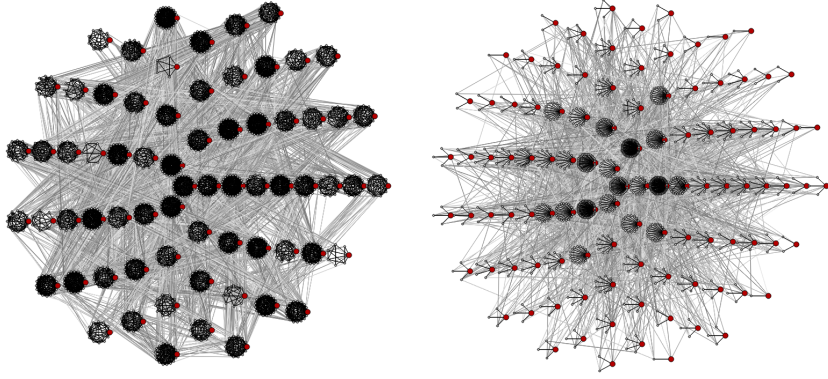


Figure 2: Visualisations of dominating sets obtained by  $RLS_o$  for a unit disk graph on 1000 vertices with  $range = 150$  and grid size  $2000 \times 2000$  (on the left-hand side) and for a scale-free network generated by BA model on 1000 vertices with the number of incoming edges  $w = 4$  (on the right hand side). Vertices in the dominating set are marked red and their neighbours are grouped into clusters. Dominating set of the unit disk graph consists of 68 vertices and leads to relatively larger and denser clusters, while on the right hand side, we have the dominating set with 104 vertices for the scale-free network, revealing a pseudo-star structure of the network, containing both larger and smaller clusters.

inating set is at most 1. This formulation reminds one of the small world properties of many real-world networks [53].

On the other hand, dominating set algorithms have also found their applications in clustering of real-world networked data. This includes clustering of mobile ad-hoc networks [21], as well as clustering algorithms for small satellite networks [45]. Social, information or biological network clustering seems to represent another interesting perspective.

Figure 2 depicts the dominating sets found by  $RLS_o$  and the corresponding clusters in dominance drawings for a unit disk graph (on the left-hand side) and a scale-free network (on the right-hand side). The unit disk graph was generated for 1000 vertices with  $range = 150$  and grid size  $2000 \times 2000$ .  $RLS_o$  was able to find a dominating set with 68 vertices, while ACO-LS found a dominating set with 71 vertices. The right-hand side of Figure 2 presents a similar result for scale-free network generated by BA model on 1000 vertices

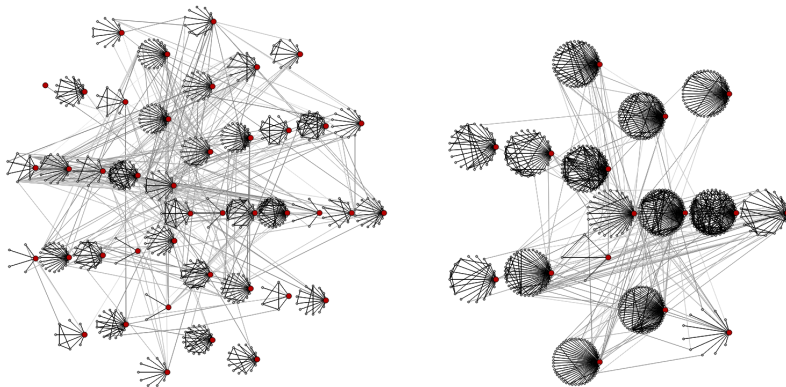


Figure 3: Visualisations of smallest dominating sets obtained for samples of social networks *Google+* and *Pokec* with 500 vertices. On the left hand size, we visualise a dominating set with 42 vertices for *Google+* and on the right hand size, we have a dominating set with 16 vertices for *Pokec*.

with  $w = 4$  incoming edges per vertex.  $RLS_0$  found a dominating set of size 104, while ACO-LS used 107 vertices to form a dominating set. Both for unit disk graphs and scale-free networks,  $RLS_0$  seems to lead to a slightly more compact representation of the network than alternative approaches.

In Figure 3, we illustrate the dominating sets for samples from *Google+* and *Pokec* with 500 vertices. The sample from *Google+* is sparser, since it is created from publicly available connections. For both graphs, dominating sets seem to reveal the community structure reliably. These communities are tightly partitioned around the dominating set vertices, with each community member being adjacent to the corresponding member of the dominating set.

These results indicate that small dominating sets might be suitable as a representation of community structure for different types of graphs. If the network is a small world, dominating set will generally be a solid choice for the clustering problem. In addition, if the network is large,  $RLS_0$  will be a good choice of a scalable heuristic to compute a small dominating set.

## 5 Conclusions

We proposed an *order-based randomised local search* ( $RLS_0$ ) algorithm for minimum dominating set problem. Evaluation of  $RLS_0$  was carried out for *unit*

*disk graphs, scale-free networks* generated by Barabási-Albert model, as well as real-world graphs including *samples of two social networks* and graphs studied in the field of *network science*.

Experimental results indicate that  $RLS_o$  performs better than a classical approximation algorithm for the problem, as well as hybrid heuristics based on ant colony optimisation and local search (ACO-LS) and ant colony optimisation with preprocessing and local search (ACO-PP-LS). Additionally, the difference in results obtained by  $RLS_o$  and other algorithms seems to become more pronounced for large graphs, which indicates that  $RLS_o$  is a suitable approach to solve large-scale instances of the problem. As another result, we also designed a simple modification of ACO-LS, which avoids random walks on complete construction graphs, making it better scalable to solve large-scale problems. However,  $RLS_o$  is the algorithm, which produced the best results in our experimental study.

In this context, interesting open problems include theoretical analysis of behaviour of  $RLS_o$  and the ant-based algorithms. Although it seems that one cannot expect better than logarithmic approximation ratio for scale-free networks [16], interesting results might still be obtainable for special cases of graphs, which are interesting for real-world applications. Additionally, tighter lower bounds for minimum dominating set size in large real-world graphs should be of a high interest.

Last but not least, illustration of the application of our approach in graph mining opens its possible use in application areas, particularly in large social and information networks. Partitioning of the network around dominating set vertices leads to clusters, for which it holds that every vertex is in distance to a vertex of the dominating set, which is at most 1. Therefore,  $RLS_o$  should be interesting for applications, which require a fast and highly scalable technique and for which the corresponding network exhibits small-world properties.

## References

- [1] A. L. Barabási and R. Albert. Emergence of scaling in random networks. *Science*, 286(5439):509–512, 1999.
- [2] G. Di Battista, P. Eades, R. Tamassia, and I. G. Tollis. *Graph drawing: algorithms for the visualization of graphs*. Prentice Hall PTR, 1998.
- [3] B. Bollobás and O. M. Riordan. Mathematical results on scale-free random graphs. In S. Bornholdt and H. G. Schuster, editors, *Handbook of Graphs and Networks*, pages 1–34. Wiley, 2005.
- [4] P. Bonami, L. T. Biegler, A. R. Conn, G. Cornuéjols, I. E. Grossmann, J. Laird, C. D. Lee, A. Lodi, F. Margot, N. Sawaya, et al. An algorithm-

- mic framework for convex mixed integer nonlinear programs. *Discrete Optimization*, 5(2):186–204, 2008.
- [5] S. Bouamama and C. Blum. A hybrid algorithmic model for the minimum weight dominating set problem. *Simulation Modelling Practice and Theory*, 64:57–68, 2016.
- [6] D. Chakrabarti and C. Faloutsos. Graph mining: Laws, generators, and algorithms. *ACM Computing Surveys (CSUR)*, 38(1):2, 2006.
- [7] M. Chlebík and J. Chlebíková. Approximation hardness of dominating set problems in bounded degree graphs. *Information and Computation*, 206(11):1264–1275, 2008.
- [8] V. Chvátal. A greedy heuristic for the set-covering problem. *Mathematics of Operations Research*, 4(3):233–235, 1979.
- [9] B. N. Clark, C. J. Colbourn, and D. S. Johnson. Unit disk graphs. *Discrete Mathematics*, 86(1-3):165–177, 1990.
- [10] D. J. Cook and L. B. Holder. *Mining graph data*. John Wiley & Sons, 2006.
- [11] F. Dai and J. Wu. An extended localized algorithm for connected dominating set formation in ad hoc wireless networks. *IEEE Transactions on Parallel and Distributed Systems*, 15(10):908–920, 2004.
- [12] T. N. Dinh, Y. Shen, D. T. Nguyen, and M. T. Thai. On the approximability of positive influence dominating set in social networks. *Journal of Combinatorial Optimization*, 27(3):487–503, 2014.
- [13] U. Feige. A threshold of  $\ln n$  for approximating set cover. *Journal of the ACM*, 45(4):634–652, 1998.
- [14] G. W. Flake, S. Lawrence, and C. L. Giles. Efficient identification of web communities. In R. Ramakrishnan, S. Stolfo, R. Bayardo, and I. Parsa, editors, *Proceedings of the 6th ACM SIGKDD international conference on Knowledge discovery and data mining, KDD '00*, pages 150–160, New York, NY, 2000. ACM.
- [15] F. V. Fomin, F. Grandoni, and D. Kratsch. A measure & conquer approach for the analysis of exact algorithms. *Journal of the ACM*, 56(5):25:1–25:32, 2009.
- [16] M. Gast, M. Hauptmann, and M. Karpinski. Inapproximability of dominating set on power law graphs. *Theoretical Computer Science*, 562:436–452, 2015.

- [17] M. Girvan and M. E. J. Newman. Community structure in social and biological networks. *Proceedings of the National Academy of Sciences*, 99(12):7821–7826, 2002.
- [18] P. W. Goldberg. Bounds for the convergence rate of randomized local search in a multiplayer load-balancing game. In S. Chaudhuri and S. Kutten, editors, *Proceedings of the Twenty-third Annual ACM Symposium on Principles of Distributed Computing*, PODC '04, pages 131–140, New York, NY, USA, 2004. ACM.
- [19] K. A. Hawick. Detecting and labelling wireless community network structures from eigen-spectra. In *Proc. International Conference on Wireless Networks (ICWN'10)*, pages 398–404, Las Vegas, USA, 12-15 July 2010.
- [20] A. R. Hedar and R. Ismail. Hybrid genetic algorithm for minimum dominating set problem. In D. Taniar, O. Gervasi, B. Murgante, E. Pardede, and B. O. Apduhan, editors, *Computational Science and Its Applications - ICCSA 2010*, volume 6019 of *Lecture Notes in Computer Science*, pages 457–467. Springer, 2010.
- [21] R. K. R. Indukuri and S. V. Penumathsa. Dominating sets and spanning tree based clustering algorithms for mobile ad hoc networks. *IJACSA-International Journal of Advanced Computer Science and Applications*, 2(2), 2011.
- [22] D. S. Johnson and M. Trick. *Cliques, Coloring, and Satisfiability: Second DIMACS Implementation Challenge*. American Mathematical Society, Providence, RI, 1996.
- [23] R. Jovanovic and M. Tuba. Ant colony optimization algorithm with pheromone correction strategy for the minimum connected dominating set problem. *Computer Science and Information Systems*, 10(1):133–149, 2013.
- [24] R. Jovanovic, M. Tuba, and D. Simian. Ant colony optimization applied to minimum weight dominating set problem. In *Proceedings of the 12th WSEAS international conference on Automatic control, modelling & simulation*, pages 322–326. World Scientific and Engineering Academy and Society (WSEAS), 2010.
- [25] L. Kaufman and P. J. Rousseeuw. *Finding groups in data: an introduction to cluster analysis*. Wiley, 1990.
- [26] D. E. Knuth. *The Stanford GraphBase: A Platform for Combinatorial Computing*. Addison-Wesley, Reading, MA, 1993.

- [27] F. Kuhn and G. Wattenhofer. Constant-time distributed dominating set approximation. *Distributed Computing*, 17(4):303–310, 2005.
- [28] J. Leskovec, K. J. Lang, A. Dasgupta, and M. W. Mahoney. Community structure in large networks: Natural cluster sizes and the absence of large well-defined clusters. *Internet Mathematics*, 6(1):29–123, 2009.
- [29] J. Leskovec, K. J. Lang, and M. W. Mahoney. Empirical comparison of algorithms for network community detection. In J. Freire M. Rappa, P. Jones and S. Chakrabarti, editors, *Proceedings of the 19th international conference on World wide web, WWW '10*, pages 631–640, New York, NY, 2010. ACM.
- [30] G. Lin. A hybrid self-adaptive evolutionary algorithm for the minimum weight dominating set problem. *International Journal of Wireless and Mobile Computing*, 11(1):54–61, 2016.
- [31] G. Lin, W. Zhu, and M. M. Ali. An effective hybrid memetic algorithm for the minimum weight dominating set problem. *IEEE Transactions on Evolutionary Computation*, 20(6):892–907, 2016.
- [32] J. T. Linderoth and A. Lodi. MILP software. *Wiley encyclopedia of operations research and management science*, 2011.
- [33] D. Lusseau, K. Schneider, O. J. Boisse, P. Haase, E. Slooten, and S. M. Dawson. The bottlenose dolphin community of doubtful sound features a large proportion of long-lasting associations. *Behavioral Ecology and Sociobiology*, 54(4):396–405, 2003.
- [34] S. Masuyama, T. Ibaraki, and T. Hasegawa. The computational complexity of the m-center problems in the plane. *Transactions of IECE Japan*, E64(2):57–64, 1981.
- [35] M. Nehéz, D. Bernát, and M. Klaučo. Comparison of algorithms for near-optimal dominating sets computation in real-world networks. In *Proceedings of the 16th International Conference on Computer Systems and Technologies*, pages 199–206. ACM, 2015.
- [36] F. Neumann and I. Wegener. Randomized local search, evolutionary algorithms, and the minimum spanning tree problem. *Theoretical Computer Science*, 378(1):32–40, 2007.
- [37] F. Neumann and C. Witt. *Bioinspired Computation in Combinatorial Optimization - Algorithms and Their Computational Complexity*. Springer, Berlin / Heidelberg, 2010.



- 
- [38] M. E. J. Newman. The structure of scientific collaboration networks. *Proceedings of the National Academy of Sciences*, 98(2):404–409, 2001.
  - [39] M. E. J. Newman. Finding community structure in networks using the eigenvectors of matrices. *Physical Review E*, 74(036104):036104–1–036104–19, 2006.
  - [40] H. S. Park and C. H. Jun. A simple and fast algorithm for k-medoids clustering. *Expert Systems with Applications*, 36(2, Part 2):3336–3341, 2009.
  - [41] C. Pizzuti. A multiobjective genetic algorithm to find communities in complex networks. *IEEE Transactions on Evolutionary Computation*, 16(3):418–430, 2012.
  - [42] C. Pizzuti and S. E. Rombo. Algorithms and tools for protein-protein interaction networks clustering, with a special focus on population-based stochastic methods. *Bioinformatics*, 30(10):1343–1352, 2014.
  - [43] A. Potluri and A. Singh. Two hybrid meta-heuristic approaches for minimum dominating set problem. In *Proceedings of the Second International Conference on Swarm, Evolutionary, and Memetic Computing - Volume Part II*, SEMCCO’11, pages 97–104, Berlin, Heidelberg, 2011. Springer.
  - [44] A. Potluri and A. Singh. Hybrid metaheuristic algorithms for minimum weight dominating set. *Applied Soft Computing*, 13(1):76–88, 2013.
  - [45] J. Qin, X. Mao, and J. McNair. Weight based dominating set clustering algorithm for small satellite networks. In *Communications (ICC), 2012 IEEE International Conference on*, pages 3195–3199. IEEE, 2012.
  - [46] L. A. Sanchis. Experimental analysis of heuristic algorithms for the dominating set problem. *Algorithmica*, 33(1):3–18, 2002.
  - [47] S. E. Schaeffer. Graph clustering. *Computer Science Review*, 1(1):27–64, 2007.
  - [48] C. Shen and T. Li. Multi-document summarization via the minimum dominating set. In *Proceedings of the 23rd International Conference on Computational Linguistics, COLING ’10*, pages 984–992, Stroudsburg, PA, USA, 2010. Association for Computational Linguistics.
  - [49] Alok Singh and Anurag Singh Baghel. New metaheuristic approaches for the leaf-constrained minimum spanning tree problem. *Asia-Pacific Journal of Operational Research*, 25(04):575–589, 2008.
  - [50] L. Takáč and M. Záborský. Data analysis in public social networks. In *International Scientific Conference and International Workshop Present Day Trends of Innovations*, pages 1–6, 2012.

- [51] F. Wang, H. Du, E. Camacho, K. Xu, W. Lee, Y. Shi, and S. Shan. On positive influence dominating sets in social networks. *Theoretical Computer Science*, 412(3):265–269, 2011.
- [52] Y. Wang, S. Cai, and M. Yin. Local search for minimum weight dominating set with two-level configuration checking and frequency based scoring function. *Journal of Artificial Intelligence Research*, 58:267–295, 2017.
- [53] D. J. Watts. *Small Worlds*. Princeton University Press, Princeton, NJ, 1999.
- [54] D. J. Watts and S. H. Strogatz. Collective dynamics of ‘small-world’ networks. *Nature*, 393:440–442, 1998.
- [55] J. Wu and H. Li. On calculating connected dominating set for efficient routing in ad hoc wireless networks. In *Proceedings of the 3rd International Workshop on Discrete Algorithms and Methods for Mobile Computing and Communications*, DIALM ’99, pages 7–14, New York, NY, USA, 1999. ACM.
- [56] W. W. Zachary. An information flow model for conflict and fission in small groups. *Journal of Anthropological Research*, 33:452–473, 1977.