

Phase-covariant cloning via adiabatic passage in nitrogen-vacancy center-nanocavity coupling system

Wan-Jun Su*

*Department of Physics, Fuzhou University, Fuzhou 350002, People's Republic of China and
Institute for Quantum Information Science, University of Calgary, Alberta T2N 1N4, Canada*

Zhen-Biao Yang

Department of Physics, Fuzhou University, Fuzhou 350002, People's Republic of China

(Dated: June 18, 2019)

We propose an effective scheme for realizing a long-range quantum state phase-covariant cloning between two qubits acted by nitrogen-vacancy (NV) centers via an adiabatic passage. Since no cavity (fiber) photons or excited levels of the NV center are populated during the whole process, the scheme is immune to the decay of cavity (fiber) and spontaneous emission of the NV center. The strictly numerical simulation shows that the fidelity is high even in the presence of realistic imperfections.

PACS numbers: 03.65.Xp, 03.65.Vf, 42.50.Dv, 42.50.Pq

I. INTRODUCTION

It is well known that the fundamental for quantum information science is no-cloning theorem, which states that an unknown quantum state cannot be cloned perfectly [1]. However, we can try to achieve a state as close as possible to the input state. Recently, different schemes of quantum cloning have been proposed, and various quantum cloning machines were designed for different tasks [2, 3]. For the universal quantum cloning machine (UQCM), the input can be arbitrary qubits, the fidelity is optimal and does not depend on the input qubit [4]. It has been reported in the NMR system [5] and linear optics system [6, 7]. Different from UQCM, phase-covariant quantum cloning machine [8] restricts the input state of the equatorial qubit $|\psi\rangle = (|0\rangle + e^{i\phi}|1\rangle)/\sqrt{2}$, which is located on the equator of the Bloch sphere. Phase-covariant quantum cloning machine has been reported in the solid state system with a single electron spin at room temperature [9], and the corresponding fidelity even reached 85.4%.

The key of quantum cloning is entanglement. Especially, tripartite entanglement states have been used to realize quantum cloning. The W state is one important tripartite entangled state, which was proposed by Dür and has some interesting properties [10]. In recent experiments, it was shown that three-qubit W states can be realized in optical systems [11] and ion traps [12]. Since W state retains bipartite entanglement when any one of the three qubits is traced out, it can be used in quantum information processing [13] and to test quantum nonlocality without inequality [14, 15]. What's more, the schemes using W states to realize phase-covariant quantum cloning have been studied in various physical systems [16, 17].

The main obstacle to realizing multi-particle entanglement and quantum information processing is decoherence. In the process of decoherence in cavity QED, atomic spontaneous emission and cavity decay take effect. How to reduce the decoherence is an important problem. Adiabatic techniques are the answers since they feature a certain robustness, and in systems of Λ type one can avoid a transient large population in the excited state. Recently, the techniques of stimulated Raman adiabatic passage [18] and fractional stimulated Raman adiabatic passage [19] have been extensively used for realizing the quantum information processing [20–22].

Motivated by these works, we present a new scheme to generate W state of NV centers in fiber-cavity coupling system via the adiabatic passage. Meanwhile, we realize phase-covariant cloning using the W state. In this scheme, we use the ground states of NV centers, and the cavities (fibers) field remains in the vacuum state throughout the operation. So NV center's spontaneous emission and cavity decay can be efficiently suppressed. Another advantage of the scheme is that the interaction time does not need to be accurately controlled as long as the adiabatic condition is fulfilled, which makes it more applicable to current laboratory techniques. Our scheme may offer promising perspectives for entanglement generation and quantum information processing.

*Electronic address: wanjunsu@fzu.edu.cn

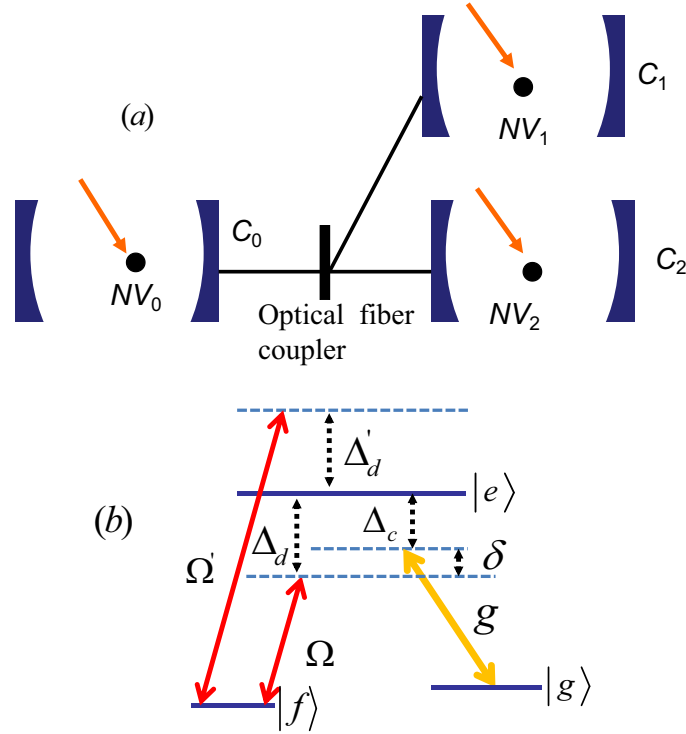


FIG. 1: (Color online) (a) The experimental setup for generating W states of NV centers in coupled system (b) Configurations of the NV center level structure and relevant transitions.

II. PHYSICAL MODEL

The experimental setup for generating W state of NV centers in the coupled system, as shown in Fig. 1(a). Three NV centers (labeled NV_0 , NV_1 , NV_2) are separately trapped in three distant optical cavities (labeled C_0 , C_1 , C_2) via an optical fiber coupler. The fiber coupler connects three fibers, at the end of which connect three cavities. The ground state of NV center is a spin triplet, which labeled as 3A . There is a zero-field splitting (2.88GHz) with a zero-field splitting between the state $|0\rangle$ ($m_s = 0$) and $|\pm 1\rangle$ ($m_s = \pm 1$) for the spin-spin interaction [23]. Applying an external magnetic field along the NV center symmetry axis, the levels $|\pm 1\rangle$ can be split by $2\pi \times 200$ MHz, while it does not affect the $|0\rangle$ state. For simplicity, we denote the following states: $|0\rangle = |g\rangle$ and $|-1\rangle = |f\rangle$ are the ground states. while $|1\rangle = |e\rangle$ is the excited state. As shown in Fig. 1(b), the transition $|f\rangle \leftrightarrow |e\rangle$ is derived by two classical fields with the Rabi frequencies Ω_k and Ω'_k , and the corresponding detunings Δ_d and Δ'_d . The transition $|g\rangle \leftrightarrow |e\rangle$ is coupled to the cavity mode with the coupling strength g , and the corresponding detuning is Δ_c . In the interaction picture, the Hamiltonian describing NV centers and cavities interaction is ($\hbar = 1$)

$$\begin{aligned}
 H &= H_{NVc} + H_{fc}, \\
 H_{NVc} &= \sum_{k=0}^2 [(\Omega_k e^{i\Delta_d t} |e\rangle_k \langle f| + \Omega'_k e^{-i\Delta'_d t} |e\rangle_k \langle f| \\
 &\quad + g a_k e^{i\Delta_c t} |e\rangle_k \langle g|) + H.c.],
 \end{aligned} \tag{1}$$

where a is the annihilation operator for the cavity mode. Under the large detuning condition, i.e., $|\Delta_c|, |\Delta_d|, |\Delta'_d| \gg g, \Omega_k, \Omega'_k$, the upper level $|e\rangle$ can be adiabatically eliminated. We set the parameters $\Omega_k = \Omega'_k$ and $\Delta_d = -\Delta'_d$ to eliminate the Stark shift induced by the classical lasers. The cavities are initially in vacuum states, so the Stark shift induced by the cavity mode is discarded. Furthermore, choosing the detunings appropriately $\Delta_c = \Delta_d = \Delta$, the dominant Raman transition is induced by the classical field and the cavity mode, while the other Raman transitions are far off-resonant, and can be neglected. Then, the Hamiltonian describing NV centers and cavities interaction is rewritten as

$$H'_{NVc} = \sum_{k=0}^2 (\lambda_k a_k |f\rangle_k \langle g| + H.c.), \tag{2}$$

where $\lambda_k = g\Omega_k/\Delta$ is the effective coupling strength of the Raman transition induced by the classical field and the cavity mode.

In this model, the optical cavities are connected by identical single-mode fibers. We assume that all the fibers connected to the coupler have the same transverse mode. In the short fiber limit, $l\bar{\nu}/(2\pi c) \leq 1$ [24], where l is the length of the fiber and $\bar{\nu}$ is the decay rate of the cavity fields into the fiber modes, only one resonant mode b of the fiber interacts with the cavity modes. In the case, the coupling between the fiber mode and cavity fields is modeled by the interaction Hamiltonian

$$H_{fc} = \nu \sum_{k=0}^2 (b^+ a_k + H.c.), \quad (3)$$

where ν is coupling strength of the cavity mode to the fiber mode, and b^+ is the creation operator for the fiber mode. In the interaction picture, the total Hamiltonian describing NV centers, cavities and fibers interaction is given by

$$H_{total} = H'_{NVc} + H_{fc}, \quad (4)$$

An adiabatic process changes conditions gradually, so that the system adapts its corresponding configuration. If the system starts in the ground state of an initial Hamiltonian, it will end in the ground state of the final Hamiltonian after the adiabatic change. Considering a Hamiltonian $H_{(t=0)}$ whose unique ground state can be easily constructed, and another Hamiltonian $H_{(t=\tau)}$ whose ground-state energy we are interested in, the Hamiltonian can be given by

$$H(\alpha) = (1 - \alpha)H_{(t=0)} + \alpha H_{(t=\tau)}, \quad (5)$$

with $\alpha = \alpha(t)$ as a time-dependent parameter with a range in $[0, 1]$. If we start in the ground state of $H_{(t=0)}$ and we slowly increase the parameter α , then the system will evolve to the ground state of $H_{(t=\tau)}$. The adiabatic process above, on which our following work is based.

III. W STATE PREPARATION AND PHASE COVARIANT CLONING

Now, we show how to generate W state of NV centers using the physical model above. For an initial state of the system $|f_{gg}000\rangle|0\rangle_f$, the single excitation subspace \forall can be spanned by the following state vectors: $\{|\phi_0\rangle, |\phi_1\rangle, |\phi_2\rangle, |\phi_3\rangle, |\phi_4\rangle, |\phi_5\rangle, |\phi_6\rangle\}$, with

$$\begin{aligned} |\phi_0\rangle &= |f_{gg}000\rangle|0\rangle_f, \\ |\phi_1\rangle &= |ggg100\rangle|0\rangle_f, \\ |\phi_2\rangle &= |ggg000\rangle|1\rangle_f, \\ |\phi_3\rangle &= |ggg010\rangle|0\rangle_f, \\ |\phi_4\rangle &= |ggg001\rangle|0\rangle_f, \\ |\phi_5\rangle &= |gfg000\rangle|0\rangle_f, \\ |\phi_6\rangle &= |ggf000\rangle|0\rangle_f. \end{aligned} \quad (6)$$

The Hamiltonian H_{total} has the following dark state with null eigenvalue as well

$$|\psi\rangle = \frac{1}{\sqrt{K}} \left(\frac{1}{\lambda_0} |\phi_0\rangle + \frac{1}{\lambda_1} |\phi_5\rangle + \frac{1}{\lambda_2} |\phi_6\rangle - \frac{1}{\nu} |\phi_2\rangle \right). \quad (7)$$

where $K = (1/\lambda_0^2 + 1/\lambda_1^2 + 1/\lambda_2^2 + 1/\nu^2)$ is the normalized factor.

According to the adiabatic theory, if the whole system is initially prepared in the dark state, under the adiabatic condition, it will evolve in the dark state subspace. We control the Rabi frequencies of classical fields $\Omega_1 = \Omega_2 = \Omega$ to satisfy the effective coupling strengths $\lambda_1 = \lambda_2$. At the beginning, the Rabi frequencies are assumed $\Omega \gg \Omega_0$. Then we slowly decrease $\Omega(t)$ and simultaneously increase $\Omega_0(t)$ to obtain $\Omega(t)/\Omega_0(t) = 1$ at the time T . Meanwhile, assuming $\lambda_1 = \lambda_0 \ll \nu$, we can discard the last term in the Eq. (7) above. From the discussion above, the pulse shapes must satisfy

$$\lim_{t \rightarrow -\infty} \frac{\Omega_0(t)}{\Omega(t)} = 0, \quad (8)$$

and

$$\lim_{t \rightarrow \infty} \frac{\Omega(t)}{\Omega_0(t)} = 1. \quad (9)$$

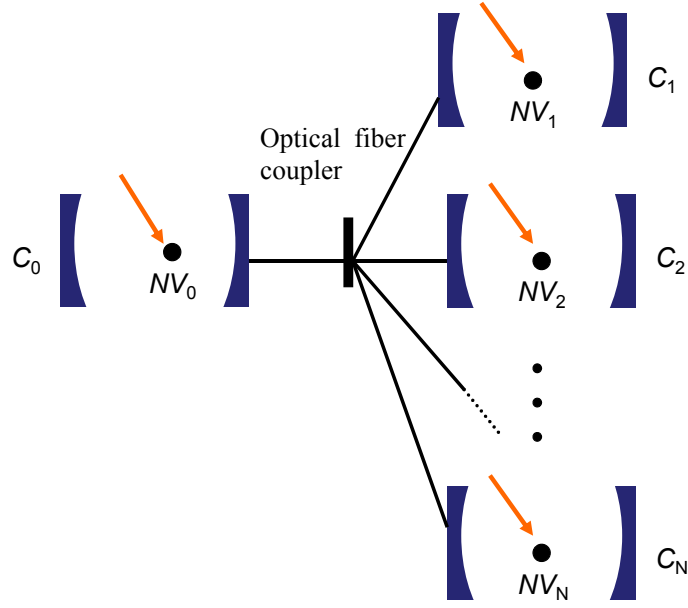


FIG. 2: (Color online) Schematic of N ($N > 3$) NV centers separately trapped in each of the distant cavities, which are connected by optical fibers.

As a result, we can obtain the target state

$$|\psi\rangle_W = \frac{1}{\sqrt{3}}(|f g g\rangle + |g f g\rangle + |g g f\rangle)|000\rangle_c|0\rangle_f. \quad (10)$$

The Eq. (10) above denotes that the fiber and cavity field are in vacuum states, and the three NV centers are in three-particle W state.

Then, we show that the idea can be generalized to the generation of the multi-NV-centers W state. N ($N > 3$) NV centers are separately trapped in each of the distant cavities connected by fibers, as shown in Fig. 2. We assume that the system is initially in the state $|f_0 g_1 g_2 \cdots g_N\rangle|0\rangle_c|0\rangle_f$, where $|0\rangle_c|0\rangle_f = \prod_{k=0}^N |0_k\rangle_c|0_k\rangle_f$ denotes all the cavity fields and fiber fields are in the vacuum states. Similar to the Eq. (7), we can get the dark state

$$\begin{aligned} |\psi\rangle = & \frac{1}{\sqrt{K}} \left(\frac{1}{\lambda_0} |f_0 g_1 g_2 \cdots g_N\rangle|0\rangle_c|0\rangle_f + \frac{1}{\lambda_1} |g_0 f_1 g_2 \cdots g_N\rangle|0\rangle_c|0\rangle_f + \cdots \right. \\ & \left. + \frac{1}{\lambda_N} |g_0 g_1 \cdots g_{N-1} f_N\rangle|0\rangle_c|0\rangle_f - \frac{1}{\nu} |g_0 g_1 g_2 \cdots g_N\rangle|0\rangle_c|1\rangle_f \right), \end{aligned} \quad (11)$$

where $K = (1/\lambda_0^2 + 1/\lambda_1^2 + \cdots + 1/\lambda_N^2 + 1/\nu^2)$ is the normalized factor. Choosing $\Omega_1 = \Omega_2 = \cdots = \Omega_N = \Omega$, we get $\lambda_1 = \lambda_2 = \cdots = \lambda_N = \lambda$. At the beginning, we assume $\Omega \gg \Omega_0$. Then we slowly decrease $\Omega(t)$ and simultaneously increase $\Omega_0(t)$ to obtain $\Omega(t)/\Omega_0(t) = 1$ at the time T . Meanwhile, assuming $\lambda_0 = \lambda \ll \nu$, we can discard the last term in the Eq. (11) above. The final state is

$$|\psi\rangle_W = \frac{1}{\sqrt{N}} (|f_0 g_1 g_2 \cdots g_N\rangle + |g_0 f_1 g_2 \cdots g_N\rangle + \cdots + |g_0 g_1 \cdots g_{N-1} f_N\rangle). \quad (12)$$

So N NV centers are prepared in an entangled state with the cavity mode and fiber mode left in the vacuum states.

The quantum cloning scheme can be implemented based on the W state previously prepared. Again, we assume that all the cavities and the optical fiber channel are initially both in the vacuum state, and only one NV center of the first cavity is prepared in the arbitrary orbital state of the Bloch sphere. The system initial state is written as

$$|\psi_{(0)}\rangle = \frac{1}{\sqrt{2}} (|g_0\rangle + e^{i\delta} |f_0\rangle) |g_1 g_2 \cdots g_N\rangle |0\rangle_c |0\rangle_f. \quad (13)$$

Under the above-mentioned conditions, the dark state $|g_0 g_1 g_2 \cdots g_N\rangle|0\rangle_c|0\rangle_f$ undergoes no changes. On the other hand, $|f_0 g_1 g_2 \cdots g_N\rangle|0\rangle_c|0\rangle_f$ evolves to the state of the Eq. (11). So the system evolves to the state

$$|\psi_{(t)}\rangle = \frac{1}{\sqrt{2}} [|g_0 g_1 g_2 \cdots g_N\rangle + \frac{1}{\sqrt{N}} e^{i\delta} (|f_0 g_1 g_2 \cdots g_N\rangle$$

$$\begin{aligned}
& + |g_0 f_1 g_2 \cdots g_N\rangle + \cdots \\
& + |g_0 g_1 \cdots g_{N-1} f_N\rangle |0\rangle_c |0\rangle_f].
\end{aligned} \tag{14}$$

All the cavity and fiber field are always in vacuum states, so this scheme is robust against the cavity and fiber decay.

IV. DISCUSSION

It should be noted that preparing W state of the NV centers is the key step to achieving the phase-covariant quantum cloning. For this reason, it is necessary to consider the feasibility of generating the W state of the NV centers. In the above derivations, we reasonably select the experimental parameters to satisfy the adiabatic passage. To make the scheme experimentally feasible, we discuss the Rabi frequencies and other correlative parameters. The time-dependent pulses we introduce are as follows:

$$\begin{aligned}
\Omega(t) &= \Omega_m e^{-(t-t_1)^2/t_p^2} + \Omega_m e^{-(t-t_0)^2/t_p^2}, \\
\Omega_0(t) &= \Omega_m e^{-(t-t_0)^2/t_p^2},
\end{aligned} \tag{15}$$

where Ω_m , t_k ($k = 0, 1$) and t_p , are the peak, the time delay and the width of the laser pulses, respectively. We utilize the fidelity and the fidelity of the prepared states is given by

$$F = \langle \Psi(t) | | \Psi_{ideal} \rangle, \tag{16}$$

where $|\Psi_{ideal}\rangle$ is the ideal three-NV centers W state in Eq. (10), and $|\Psi(t)\rangle$ is the final state described by the Schrödinger equation $i(d|\Psi(t)\rangle/dt) = H|\Psi(t)\rangle$, where H is the full Hamiltonian governed by Eq. (1).

Fig. 3, we plot the dependences of the fidelity of three-NV centers W state versus the scaled parameters of the laser pulses, i.e, the scaled peak Ω_m/g , the scaled time delay gt_k ($k = 0, 1$) and the scaled width gt_p . As we can see from the subfigures, when the parameters are set in a significant range, the fidelity reaches to unit one. The Fig. 3(a) shows that small Ω_m will reduce the fidelity seriously. Increasing the Rabi frequency Ω_m will get a raise in the effective coupling strength of the Raman transition induced by the classical field and the cavity mode, and the effective Hamiltonian in Eq. (2) takes effect. The excited state can be eliminated, so the decoherence is reduced. We can see from the Fig. 3(b) that the fidelity decreases rapidly when $t_0 - t_1$ is too large or too small. Obviously, when t_1 is close to t_0 or deviate much from t_0 , the condition $\Omega(t)/\Omega_0 t = 1$ can not be satisfied at the end of evolution. In Fig. 3(c), we can find when $40 < gt_p < 60$, the fidelity is larger than 0.98. It is because the large deviation can not ensure the Eq. (8) and Eq. (9) to take effect. Hence, a high-fidelity W state can be obtained as long as the experiment parameters are set in the correspond range: $\Omega_m = g$, $gt_0 = 150$, $gt_1 = 90$ and $gt_p = 50$. To satisfy the condition of adiabatic passage $\nu \gg \Omega g/\Delta$, we should choose the coupling strength ν and the detuning Δ to be large enough. From the Fig. 4 and Fig. 5, we can find when $\nu/g > 1$ and $\Delta/g > 1$, the fidelity of W state can reach 0.99. Considering the experimental feasibility, we choose $\nu = 10g$ and $\Delta = 10g$. Moreover, one observes from Fig. 6 that within pulse duration, the fidelity increases with the time going on and approximates unit 1 when $gt > 150$. For the reason that the target state approaches a steady state at least, the interaction time need not to be controlled strictly, the same as the parameters. We choose $T/g = 200$ as the evolution time with $\nu = 10g$, $\Delta = 10g$, $\Omega_m = g$, $gt_0 = 150$, $gt_1 = 90$ and $gt_p = 50$. The numerical result shows a good agreement with the expected result.

In a realistic experiment, the effect of the spontaneous emission of the NV centers, fiber losses and cavity losses on quantum phase-covariant cloning should be taken into account. The master equation of the whole system can be expressed by

$$\begin{aligned}
\dot{\rho} &= -i[H, \rho] + \frac{\kappa_c}{2}(2a\rho a^\dagger - a a^\dagger \rho - \rho a^\dagger a) \\
&+ \frac{\kappa_f}{2}(2b\rho b^\dagger - b b^\dagger \rho - \rho b^\dagger b) + \sum_{j=g,f} \sum_{k=0}^2 \frac{\gamma_k}{2}(2\sigma_{je}\rho\sigma_{ej} - \sigma_{ej}\sigma_{je}\rho - \rho\sigma_{ej}\sigma_{je}),
\end{aligned} \tag{17}$$

where κ_c and κ_f denote the effective decay rate of the cavity and the optical fiber. For simplicity, we assume γ_k ($k = 0, 1, 2$) = γ , where γ represents the branching ration of the spontaneous decay from level $|e\rangle$ to $|g\rangle$ and $|f\rangle$ in NV center. By solving the master equation numerically, we obtain the relation of the fidelity of quantum phase-covariant cloning using three NV centers W states versus the scaled ratio γ/g and κ/g with $\Delta = 10g$, $\nu = 10g$, $\Omega_m = g$, $gt_p = 50$, $gt_0 = 150$, $gt_1 = 90$, $T = 200/g$ in Fig. 7. We see that the fidelity is always larger than 0.955 even γ/g and κ/g is up to 0.01.

Now, we discuss the proposed scheme may be experimentally realized with quantum optical devices, such as microsphere cavity-fiber coupling system [25]. In order to get identical N-V centers, we adjust the energy levels of different N-V centers by an external magnetic field [23]. The NV centers are put near the equator of a microsphere cavity and interact with the cavity via the evanescent fields. The coupling constant between the NV centers and the cavity ranges from hundreds of MHz to several GHz in the experiment [26]. The Q factor of the microsphere cavity can have a value exceeding 2×10^6 , leading to a photon leakage rate $\kappa = \omega/Q \sim 2\pi \times 120$ MHz [27]. The spontaneous decay rate of the NV center is $\gamma \sim 2\pi \times 15$ MHz [28]. The coupling between N-V centers and a microsphere cavity has been realized with the relevant cavity QED parameters $[g, \gamma, \kappa, \Omega, \Delta, \nu]/2\pi = [1, 0.01, 0.01, 1, 10, 10]$ GHz, with which the corresponding fidelity of the W state can reach 95.5%. The decoherence time being longer than $600\mu s$ at room temperature has been observed for individual NV centers [29]. The operation time of the phase-covariant scheme is about $50ns$ with the parameters above, which is shorter than the decoherence time of NV center. We note that in principle, the performance of this scheme can be improved even further, by using shortcuts to adiabatic passage [30], which has been used in entangled state preparation and transition [31].

V. CONCLUSION

In summary, based on adiabatic passage, we have proposed a scheme for generating the N NV-centers entangled state in a hybrid system consisting of NV centers, optical fibers, and micro-cavities. What's more, a scheme of phase-covariant cloning has been realized. By numerical calculation, we have demonstrated that the present scheme is immune to the excited levels and cavity (fiber) photons.

VI. ACKNOWLEDGE

This work is supported by the National Fundamental Research Program People's Republic of China under Grant No. 11405031, and the Research Program of Fujian Education Department under Grant NO. JA14044.

-
- [1] W. K. Wootters and W. H. Zurek, Nature (London) 299, 802(1982).
 - [2] R. F. Werner, Phys. Rev. A 58, 1827 (1998).
 - [3] V. Bužek and M. Hillery, Phys. Rev. Lett. 81, 5003 (1998).
 - [4] V. Bužek and M. Hillery, Phys. Rev. A 54, 1844 (1996).
 - [5] Holly K. Cummins, Claire Jones, Alistair Furze, Nicholas F. Soffe, Michele Mosca, Josephine M. Peach, and Jonathan A. Jones, Phys. Rev. Lett. 88, 187901 (2002).
 - [6] Yun-Feng Huang, Wan-Li Li, Chuan-Feng Li, Yong-Sheng Zhang, Yun-Kun Jiang, and Guang-Can Guo, Phys. Rev. A 64, 012315 (2001).
 - [7] A. Lamas-Linares, C. Simon, J. C. Howell, and D. Bouwmeester, Science 296, 712 (2002).
 - [8] D. Bruß, M. Cinchetti, G. M. D'riano, and C. Macchiavello, Phys. Rev. A 62, 012302 (2000).
 - [9] Xin-Yu Pan, Gang-Qin Liu, Li-Li Yang and Heng Fan, Appl. Phys. Lett. 99, 051113 (2011).
 - [10] W. Dür, G. Vidal and J. I. Cirac, Phys. Rev. A 62,062314 (2000).
 - [11] M. Eibl, N. Kiesel, M. Bourennane, C. Kurtsiefer and H. Weinfurter, Phys. Rev. Lett. 92, 077901 (2004).
 - [12] C. F. Roos, M. Riebe, H. Häffner, W. Hänsel, J. Benhelm, G P T Lancaster, C. Becher, F. Schmidt-Kaler and R. Blatt, Science 304, 1478 (2004).
 - [13] D. Bruß, D. P. DiVincenzo, A. Ekert, C. A. Fuchs, C. Macchiavello and J. A. Smolin, Phys. Rev. A 57, 2368 (1998).
 - [14] S B Zheng, Phys. Rev. A 66, 014103 (2002).
 - [15] A. Cabello, Phys. Rev. A 65, 032108 (2002).
 - [16] S B Zheng, J. Opt. B: 7 139C141 (2005).
 - [17] Li-Tuo Shen, Huai-Zhi Wu and Zhen-Biao Yang, The Eur. Phys. J. D 66, 123 (2012).
 - [18] K. Bergmann, H. Theuer, and B. W. Shore, Rev. Mod. Phys. 70, 1003 (1998).
 - [19] N. V. Vitanov, K. A. Suominen, and B. W. Shore, J. Phys. B 32, 4535 (1999).
 - [20] X. Lacour, N. Sangouard, S. Guérin, and H. R. Jauslin, Phys. Rev. A 73, 042321 (2006).
 - [21] Z. B. Yang, H. Z. Wu, and S. B. Zheng, Chin. Phys. B 19, 094205 (2010).
 - [22] J. Song, Y. Xia, and H. S. Song, Appl.Phys. Lett. 96, 071102 (2010).
 - [23] E. Togan, Y. Chu, A. S. Trifonov, L. Jiang, J. Maze, L. Childress, M. V. G. Dutt, A. S. Sørensen, P. R. Hemmer, A. S. Zibrov, and M. D. Lukin, Nature 466, 730 (2010).
 - [24] A. Serafini, S. Mancini, and S. Bose, Phys. Rev. Lett. 96, 010503(2006)
 - [25] Young-Shin Park, Andrew K. Cook, and Hailin Wang, Nano Lett., 6(9) 2075C2079 (2006).

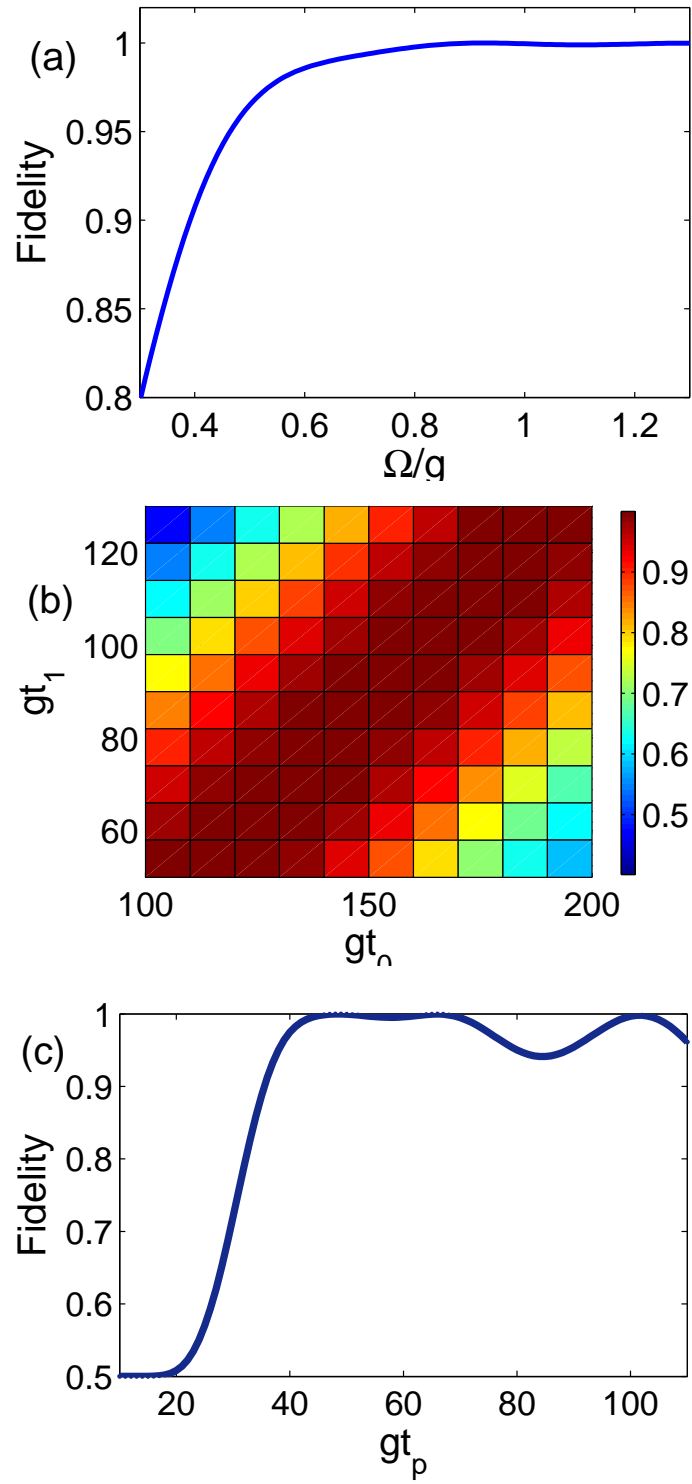


FIG. 3: (Color online) Fidelity of three-NV centers W state versus (a) the scaled peak of the laser pulses Ω_m/g with $gt_p = 50$, $gt_0 = 150$ and $gt_1 = 90$; (b) the scaled time delay of the laser pulses gt_k ($k = 0, 1$) with $\Omega_m = g$, $gt_p = 50$; (c) the scaled width of the laser pulses gt_p with $gt_0 = 150$ and $t_1 = 90g$ and $\Omega_m = g$. The other factors are assumed to be $\Delta = 10g$, $\nu = 10g$, $T = 200/g$ in all the cases.

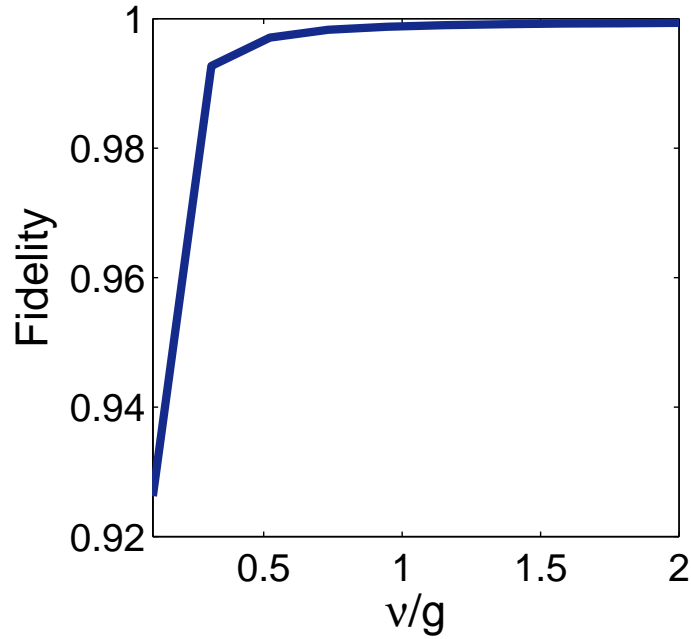


FIG. 4: (Color online) Fidelity of three-NV centers W state versus the scaled cavity-fiber coupling strength ν/g , with $\Delta = 10g$, $\Omega_m = g$, $gt_p = 50$, $gt_0 = 150$, $gt_1 = 90$, $T = 200/g$.

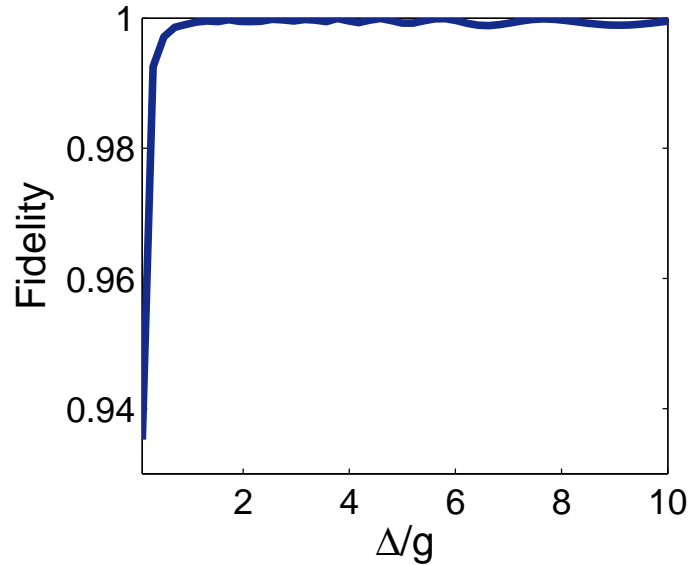


FIG. 5: (Color online) Fidelity of three-NV centers W state versus the scaled detuning Δ/g , with $\nu = 10g$, $\Omega_m = g$, $gt_p = 50$, $gt_0 = 150$, $gt_1 = 90$, $T = 200/g$.

- [26] P. E. Barclay, C. Santori, K. M. Fu, and *et. al.*, Opt. Express 19, 8081(2009).
- [27] J. Maze, P. L. Stanwix, J. S. Hodges, and *et. al.*, Nature 455, 644 (2008).
- [28] C. Santori, P. Tamarat, P. Neumann, and *et. al.*, Phys. Rev. Lett. 97, 247401 (2006).
- [29] N. Mizuochi, P. Neumann, F. Rempp, J. Beck, V. Jacques, P. Siyushev, K. Nakamura, D. J. Twitchen, H. Watanabe, S. Yamasaki, F. Jelezko, and J. Wrachtrup, Phys. Rev. B 80, 041201(2009).
- [30] Xi Chen, I. Lizuain, A. Ruschhaupt, D. Guéry-Odelin, and J. G. Muga, Phys. Rev. Lett. 105, 123003 (2010).
- [31] Ye-Hong Chen, Yan Xia, Qing-Qin Chen and Jie Song, Laser Phys. Lett. 11, 115201 (2014).

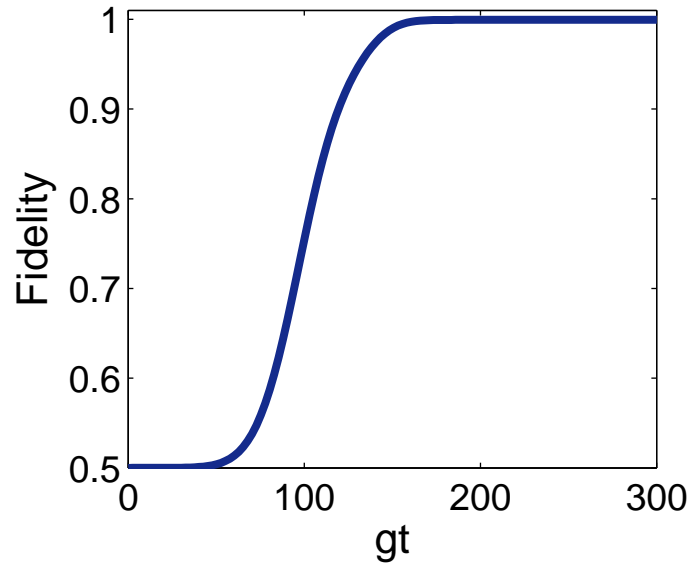


FIG. 6: (Color online) Fidelity of three-NV centers W state versus the scaled interaction time gt , with $\Delta = 10g$, $\nu = 10g$, $\Omega_m = g$, $gt_p = 50$, $gt_0 = 150$, $gt_1 = 90$.

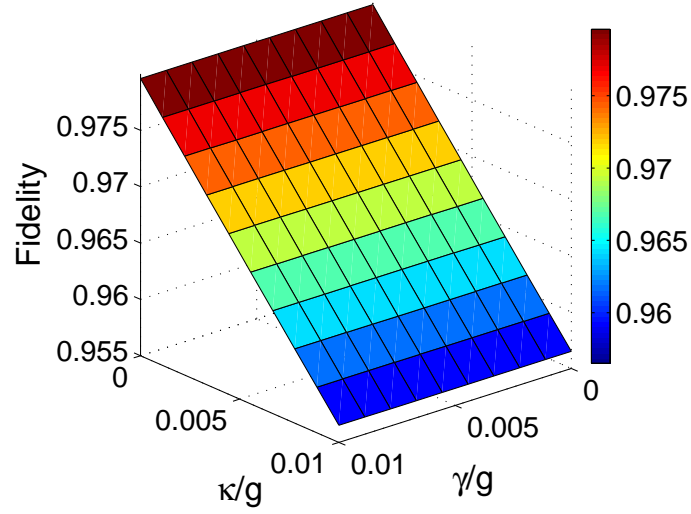


FIG. 7: (Color online) Fidelity of phase-covariant cloning using three-NV centers W state versus the scaled cavity(or fiber) decay rate κ/g and atomic spontaneous emission rate γ/g , with $\Delta = 10g$, $\nu = 10g$, $\Omega_m = g$, $gt_p = 50$, $gt_0 = 150$, $gt_1 = 90$, $T = 200/g$.