

Asymptotic Performance Analysis of Spatially Reconfigurable Antenna Arrays

Saba Asaad^{†*}, Ali Bereyhi^{*}, Mohammad Ali Sedaghat^{*}, Ralf R. Müller^{*}, Amir M. Rabiei[†]

[†]School of Electrical and Computer Engineering, University of Tehran

^{*}Institute for Digital Communications (IDC), Friedrich-Alexander Universität Erlangen-Nürnberg (FAU)

saba_asaad@ut.ac.ir, ali.bereyhi@fau.de, mohammad.sedaghat@fau.de, ralf.r.mueller@fau.de, rabiei@ut.ac.ir

Abstract—A spatially reconfigurable antenna arrays consists of an antenna array of finite length and fixed geometry which is displaced within a given area. Using these reconfigurable components, the performance of MIMO systems is remarkably improved by effectively positioning the array in its displacement area. This paper studies the large-system performance of MIMO setups with spatially reconfigurable antenna arrays when the displacement area is large. Considering fading channels, the distribution of the input-output mutual information is derived, and the asymptotic hardening property is demonstrated to hold. As the size of the displacement area grows large, the mutual information is shown to converge in distribution to a type-one Gumbel random variable whose mean grows large proportional to the displacement size, and whose variance tends to zero. Our numerical investigations depict that the type-one Gumbel approximation closely tracks the empirical distribution even for a finite displacement size.

Index Terms—Spatially reconfigurable antenna arrays, Millimeter wave, MIMO, Antenna selection, Channel hardening

I. INTRODUCTION

Multiple-Input Multiple-Output (MIMO) systems have been shown to enhance the throughput significantly. The millimeter Wave (mmWave) spectrum enables us to employ large antenna arrays at the both user terminal and access point [1]. Consequently, massive MIMO systems have been considered as a key technology for the next generation of mobile communications [2]. Despite the promising results obtained through theoretical investigations, these systems have still remained challenging from the implementational point of view. Consequently, several ideas such as antenna selection [3] have been addressed in the context of massive MIMO systems in the mmWave spectrum, in order to reduce the overall Radio Frequency (RF) cost of the system [4], [5]. These ideas mainly propose solutions based on the reduction in the number of RF chains while keeping the array size large. Spatially reconfigurable antenna arrays [6] suggest an alternative solution by employing a finite number of antennas displacing within a given area. In mmWave, these reconfigurable arrays can acquire substantial performance improvements due to the fact that a displacement area of practical sizes is relatively large compared to physically small antenna arrays. The asymptotic performance of these configurations, however, have not yet been addressed in the literature precisely.

This work was supported by the German Research Foundation, Deutsche Forschungsgemeinschaft (DFG), under Grant No. MU 3735/2-1.

Spatially Reconfigurable Antenna Arrays

In spatially reconfigurable antenna arrays, an antenna array of finite length and fixed geometry is being displaced through a given area. This setup allows for effectively changing the array's location at the beginning of each transmission interval such that the best channel is observed, and consequently, leads to remarkable performance improvements. As the displacement area of a spatially reconfigurable antenna array grows large, efficient positioning methods demonstrate the same limiting behavior as massive MIMO systems in the mmWave spectrum. These properties are obtained at the expenses of a large displacement area and challenges raising in the design of reconfigurable arrays. However, compared to the high RF cost, the issues can be more effectively coped with in practice. In fact, these issues can be resolved by moving to the mmWave spectrum, since a large displacement area is realized within a rather small physical platform [1]. Recent proposals for the implementation of these arrays, such as microfluidically reconfigurable arrays [6]–[9], moreover, have efficiently addressed the latter issue.

Asymptotic Hardening Property

Consider the Gaussian MIMO channel $\mathbf{H}_{N_r \times N_t}$ with N_t transmit and N_r receive antennas, and assume the Signal-to-Noise Ratio (SNR) at each receive antenna is ρ . In this case, the input-output mutual information, when independent and identically distributed (i.i.d.) zero-mean unit-variance Gaussian symbols are transmitted through the channel, is given by

$$\mathcal{I} = \log \det |\mathbf{I}_{N_r} + \rho \mathbf{H} \mathbf{H}^H|. \quad (1)$$

Let \mathbf{H} be an i.i.d. unit-variance Rayleigh fading channel. As $N_t \uparrow \infty$, for a fixed N_r , $N_t^{-1} \mathbf{H} \mathbf{H}^H$ converges to the covariance matrix of the column vectors, i.e., \mathbf{I}_{N_r} , and therefore, the mutual information converges to

$$\mathcal{I} = N_r \log \{1 + \rho N_t\}. \quad (2)$$

Consequently, one can conclude that the channel converges to a deterministic channel, and the effect of fading vanishes as N_t grows large. This asymptotic property of the channel is called the “hardening property” and was initially studied in [10] where the authors showed that the mutual information is normally distributed around its mean while the variance tends rapidly to zero. The property was further shown to hold under

the Transmit Antenna Selection (TAS) when a finite number of active antennas are selected from a large set of transmit antennas [4], [5], [11].

Contributions

In this paper, we study spatially reconfigurable transmit antenna arrays with large displacement areas when the array is positioned such that the strongest channel between the transmit array and receive antennas is observed. To investigate the performance in the large limit, we model a spatially reconfigurable array by introducing the concept of virtual channel. The positioning of the array therefore reduces to a TAS problem in which the set of strongest neighboring antennas are selected from a set of large transmit antennas. For this setup, we determine the distribution of the input-output mutual information and show that, as the size of displacement area grows large, the mutual information converges in distribution to a type-one Gumbel random variable whose mean grows large, and whose variance converges to zero; the result which demonstrate the asymptotic hardening property of large spatially reconfigurable antenna arrays.

A. Notation

We represent scalars, vectors and matrices with non-bold, bold lower case and bold upper case letters, respectively. A $K \times K$ identity matrix is shown by \mathbf{I}_K , and \mathbf{H}^H indicates the Hermitian of the matrix \mathbf{H} . The set of real and integer numbers are denoted by \mathbb{R} and \mathbb{Z} , and their corresponding non-negative subsets are shown by superscript $+$; moreover, \mathbb{C} represents the complex plane. The cardinality of the set \mathcal{S} is indicated by $|\mathcal{S}|$. $\|\mathbf{x}\|$ denotes the Euclidean norm of the vector \mathbf{x} . For a random variable x , f_x and F_x represent the Probability Density Function (PDF) and Cumulative Distribution Function (CDF), respectively. $\log\{\cdot\}$ and $\ln\{\cdot\}$ indicate the binary and natural logarithm, and $\mathbb{E}\{\cdot\}$ is the expectation operator. A type-one Gumbel distribution, or double exponential distribution, with the location factor μ and scale factor σ is denoted by Gumbel $[\mu; \sigma]$ which reads

$$F_z(z) = e^{-e^{-\frac{z-\mu}{\sigma}}} \quad (3)$$

for some random variable $z \sim \text{Gumbel}[\mu; \sigma]$.

II. SYSTEM MODEL

Consider a single-user Gaussian MIMO system in which the transmitter is equipped with a spatially reconfigurable antenna array of length N_t , and the user has N_r receive antennas. We consider a block fading channel model in which the Channel State Information (CSI) is assumed to be constant within a coherence time interval. At the beginning of each time interval, the transmitter selects the location of the antenna array such that the array observes the strongest channels to the user. Our goal is to investigate input-output mutual information for this setup when the number of possible array locations grows large. We tackle this objective by first introducing a selection based model for spatially reconfigurable antenna arrays, and then studying the proposed model.

A. Channel Model

In spatially reconfigurable antenna arrays, the antenna array has a degree of freedom to displace within a given area. Let the set $\mathcal{S} \subseteq \mathbb{R}^3$, being referred to as the “displacement support”, denote the area in which the the antenna array can displace. In this case, the received vector $\mathbf{y}_{N_r \times 1}$, at each time interval, is written as

$$\mathbf{y} = \sqrt{\rho} \mathbf{H}(x, y, z) \mathbf{x} + \mathbf{n} \quad (4)$$

where ρ denotes the average SNR at each receive antenna, $\mathbf{n}_{N_r \times 1}$ is a circularly symmetric zero-mean complex Gaussian noise vector with unit variance, i.e., $\mathbf{n} \sim \mathcal{CN}(\mathbf{0}, \mathbf{I}_{N_r})$, $\mathbf{x}_{N_t \times 1}$ identifies the transmit signal with the power constraint $\mathbb{E} \mathbf{x}^H \mathbf{x} \leq N_t$, the tuple $(x, y, z) \in \mathcal{S}$ denotes the coordinate of the array’s location, and $\mathbf{H}(x, y, z) \in \mathbb{C}^{N_r \times N_t}$ represents the channel between the transmit antenna array at (x, y, z) and the receive antennas. The statistics of the channel $\mathbf{H}(x, y, z)$ depend on the operating carrier frequency and antennas geometry at the transmit and receive arrays and can be modeled by known channel models, e.g. Kronecker model. The channels at different locations, moreover, might be correlated, since the corresponding locations can be in a relatively small distance compared to the array size.

B. General Spatially Reconfigurable Antenna Arrays

The key point for describing the spatially reconfigurable antenna arrays is to address the correlation among the observed channels. We model the correlation by introducing the concept of the “virtual channel” over \mathcal{S} . To illustrate the idea, consider two given locations at (x_1, y_1, z_1) and (x_2, y_2, z_2) with the Euclidean distance d , and denote their corresponding observed channels with \mathbf{H}_1 and \mathbf{H}_2 , respectively, i.e.,

$$\mathbf{H}_1 = \mathbf{H}(x_1, y_1, z_1), \quad (5a)$$

$$\mathbf{H}_2 = \mathbf{H}(x_2, y_2, z_2). \quad (5b)$$

For large d , \mathbf{H}_1 and \mathbf{H}_2 can be uncorrelated. However, as the distance reduces, the channels become strongly correlated, and consequently indistinguishable. Therefore, we define the effective step size d_0 which is considered to be the same as the distance between two neighboring antennas in the transmit array, and assume the transmit array to displace by a multiple of d_0 . Based on this assumption, one can grid \mathcal{S} into a finite set of location points in which the space between each two neighboring locations is d_0 . Let us denote the number of locations by L and their corresponding coordinates by (x_ℓ, y_ℓ, z_ℓ) for all $\ell \in [1 : L]$. In this case, one can think of L imaginary transmit antennas located at (x_ℓ, y_ℓ, z_ℓ) , and therefore, the displacement support is represented by the channel between these imaginary antennas and the receiver. We call this channel, the virtual channel over the displacement support \mathcal{S} , and denote it by the $N_r \times L$ matrix $\mathbf{H}(\mathcal{S})$. Considering the virtual channel, the positioning of the spatially reconfigurable antenna array is then modeled as the selection of N_t neighboring transmit antennas over $\mathbf{H}(\mathcal{S})$. Fig. 1 illustrates the model based on the virtual channel for a spatially reconfigurable antenna array.

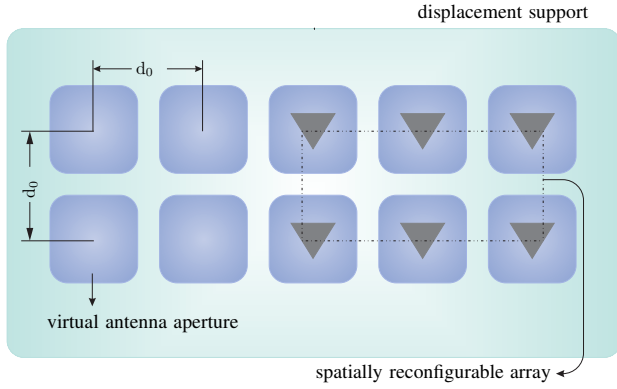


Fig. 1: A spatially reconfigurable antenna array modeled by a virtual channel. The imaginary transmit antennas are located at the center of the blue apertures. At each location, the transmit array selects a subset of the apertures.

As it is shown, the displacement support is divided into a set of apertures which are spaced from each other by distance d_0 . By considering an imaginary transmit antenna at the center of each aperture, the specially reconfigurable antenna array virtually selects N_t neighboring apertures within the displacement support.

The channel between the transmit array at (x_ℓ, y_ℓ, z_ℓ) and the receive antennas is determined in terms of the virtual channel $\mathbf{H}(\mathcal{S})$. To illustrate the latter statement, let M be the number of all possible subsets of N_t neighboring apertures. For a given $m \in [1 : M]$, denote the set of the corresponding aperture indices with \mathcal{S}_m where $|\mathcal{S}_m| = N_t$ and $\mathcal{S}_m \subset [1 : L]$. In this case, by assuming that the transmit array at (x_ℓ, y_ℓ, z_ℓ) is located in the m th subset of neighboring apertures, \mathbf{y} in (4) is rewritten as

$$\mathbf{y} = \sqrt{\rho} \mathbf{H}_m \mathbf{x} + \mathbf{n} \quad (6)$$

where \mathbf{H}_m is an $N_r \times N_t$ matrix constructed from $\mathbf{H}(\mathcal{S})$ by collecting the columns which correspond \mathcal{S}_m .

C. One-Dimensional Spatially Reconfigurable Antenna Arrays

Due to hardware limitations, the spatially reconfigurable antenna arrays are usually considered to displace in one dimension. This approach fits new hardware proposals such as microfluidically reconfigurable RF devices [6]–[9]. Considering a one-dimensional spatially reconfigurable array, the number of possible subsets of neighboring apertures reads $M = L - N_t + 1$, and the columns of \mathbf{H}_m , for any index m , are neighboring columns in $\mathbf{H}(\mathcal{S})$ which means that

$$\mathcal{S}_m = [m : m + N_t - 1] \quad (7)$$

for $m \in [1 : L - N_t + 1]$. Therefore, by denoting $\mathbf{H}(\mathcal{S})$ as

$$\mathbf{H}(\mathcal{S}) = [\mathbf{h}_1, \dots, \mathbf{h}_L], \quad (8)$$

with \mathbf{h}_ℓ being an $N_r \times 1$ vector, \mathbf{H}_m is given by

$$\mathbf{H}_m = [\mathbf{h}_m, \dots, \mathbf{h}_{m+N_t-1}]. \quad (9)$$

In the sequence, we focus on one-dimensional spatially reconfigurable antenna arrays.

III. PROBLEM FORMULATION

Considering the model proposed in Section II, we investigate the performance of a one-dimensional spatially reconfigurable antenna array considering a single receive antenna, i.e., $N_r = 1$, and the virtual channel $\mathbf{H}(\mathcal{S})$ to be an i.i.d. Rayleigh fading channel. The former assumption is common in downlink scenario of cellular networks, and the latter fits the model given in Section II at the frequencies of which d_0 is larger than the decorrelation distance defined as the minimum distance between two antennas in which their received symbols are approximately uncorrelated. We leave the extension of the analysis to cases with multiple receive antennas and correlated channel models as possible future works. Although the virtual channel $\mathbf{H}(\mathcal{S})$ and observed channels \mathbf{H}_m reduce to row vectors as $N_r = 1$, we do not change their notation for sake of compactness.

Definition 1 (M-Dependent Sequences): A sequence of random objects $\mathbf{X}_1, \dots, \mathbf{X}_n$ is said to be M-dependent, if for any two indices i and j such that $|i - j| \geq M$, \mathbf{X}_i and \mathbf{X}_j are independent.

Regarding (9), the sequence of the observed channels is an N_t -dependent sequence, since \mathbf{H}_m overlaps only with $N_t - 1$ next or previous selected channels.

A. Array Positioning

At the beginning of each transmission interval, a pilot signal is transmitted while the transmit antenna array is displaced through the whole displacement support. The CSI, namely the observed channels \mathbf{H}_m , is therefore supposed to be available at the receiver side. We moreover assume that the transmitter is aware of the location of the antenna array in which the observed channel has the most dominant or strongest coefficients. This information is provided either by

- assuming the transmitter estimating the observed channels itself, or
- assuming the index which corresponds to the dominant observed channel is given to the transmitter through a rate-limited return channel.

In either case, the transmitter locates the antenna array at the corresponding location. In this case, the observed channel is denoted by \mathbf{H}_{m^*} which reads

$$m^* = \arg \max_m \text{Tr}\{\mathbf{H}_m \mathbf{H}_m^H\} \quad (10)$$

for $m \in [1 : L - N_t + 1]$.

For this positioning protocol, our objective is to investigate the distribution of the input-output mutual information of the system when the displacement support of the spatially reconfigurable antenna array grows large relative to the distance d_0 , i.e., large L .

IV. MAIN RESULTS

We assume that the antennas transmit i.i.d. complex Gaussian symbols with equal power. In this case, due to the average

transmit power constraint, $\mathbf{x} \sim \mathcal{CN}(\mathbf{0}, N_t^{-1} \mathbf{I}_{N_t})$. The input-output mutual information, therefore, reads

$$\mathcal{I} := I(\mathbf{x}; \mathbf{y} | \mathbf{H}(\mathcal{S})) = \log(1 + \rho \|\mathbf{H}_{m^*}\|^2). \quad (11)$$

In case that the CSI is available only at the receiver side, the input-output mutual information in (11) represents the maximum achievable rate over the observed channel \mathbf{H}_{m^*} . However, when the CSI is available at the both sides, \mathcal{I} determines only an achievable rate which is a lower bound on the capacity.

The mutual information in (11) is in general a random variable whose distribution depends on the distribution of \mathbf{H}_{m^*} . Our main result shows that, as L grows large, the distribution of \mathcal{I} converges to a type-one Gumbel distribution whose mean grows large proportional to L .

Theorem 1: Consider the one-dimensional transmit antenna array with positioning protocol proposed in III-A. As L grows large, the input-output mutual information \mathcal{I} converges in distribution to the type-one Gumbel random variable \mathcal{I}_{asy}

$$\mathcal{I}_{\text{asy}} \sim \text{Gumbel}[\mu_L - \gamma\sigma_L; \sigma_L] \quad (12)$$

where γ denotes Euler's constant, and μ_L and σ_L are given by

$$\mu_L = \log\{1 + \rho\Theta_L\} \quad (13a)$$

$$\sigma_L = \frac{\beta_L \rho \log e}{1 + \rho\Theta_L} + \mathcal{O}\left(\frac{1}{\ln^2 L}\right). \quad (13b)$$

In (13a) and (13b), $\Theta_L = \xi_L + \phi_L + \gamma\beta_L$ where β_L is determined in terms of ϕ_L and ξ_L as

$$\beta_L = \frac{(\xi_L + \phi_L)^2 + (N_t - 1)(\xi_L + \phi_L)}{(\xi_L + \phi_L)^2 - (N_t - 1)(N_t - 2)}, \quad (14)$$

ϕ_L is given in terms of ξ_L by

$$\phi_L = \delta_{N_t,1} \frac{N_t - 1}{\xi_L} \left[1 + (N_t + \xi_L - 1) \ln \left\{ \frac{\xi_L}{N_t - 1} \right\} \right] \quad (15)$$

and ξ_L is defined in terms of L and N_t as

$$\xi_L = \ln \left\{ \frac{L - N_t + 1}{(N_t - 1)!} \right\} + \delta_{N_t,1} (N_t - 1) \ln(N_t - 1) \quad (16)$$

for $\delta_{N_t,1}$ being equal to zero for $N_t = 1$ and one elsewhere.

Proof: The proof is briefly sketched in Section VI. The details, however, are left for the extended version of the paper.

A. Asymptotic Hardening Property

Theorem 1 gives a simple approximation for several performance measures of the system in the large system limit. In fact, one can employ \mathcal{I}_{asy} to approximate the ergodic capacity or outage probability of the system when L is large enough. In addition to these applications, our main result depicts the asymptotic hardening property of the proposed setup. To illustrate the property, let L grow large. In this case, ξ_L grows proportional to $\log L$, and thus, β_L tends to 1. Consequently, μ_L reads

$$\mu_L = \mathcal{O}(\log \log L) \quad (17)$$

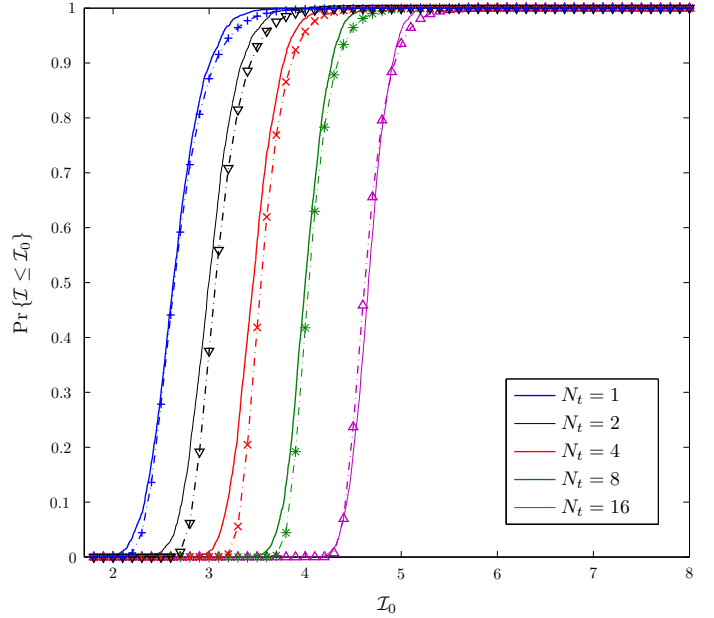


Fig. 2: Comparison of empirical CDF of \mathcal{I} and its Gumbel approximation given by Theorem 1 for various number of transmit antennas. The solid and dashed lines indicate the empirical and approximated CDF, respectively. SNR is set to be 0 dB, and $L = 128$.

and σ_L converges to zero. This observation indicates that \mathcal{I} asymptotically converges to a deterministic variable growing large proportional to $\log \log L$, and therefore, concludes the asymptotic hardening property of the system. More precisely, it states that, for large displacement supports, the observed channel between the transmit array and receive antenna, under the positioning protocol considered in Section III-A, converges to a deterministic channel whose expected performance measure increases with respect to L .

The asymptotic hardening property in this setup is observed even by employing a few number of transmit antennas. This is due to the fact that spatially reconfigurable antenna arrays with large displacement support virtually implement massive MIMO systems in which a finite number of transmit antennas have been selected.

V. NUMERICAL RESULTS

In order to investigate the accuracy of the main result, we plot the CDF of \mathcal{I}_{asy} , and compare it with the empirical CDF of \mathcal{I} evaluated numerically. Fig. 2 demonstrates the empirical CDFs of \mathcal{I} and the corresponding approximations for various numbers of transmit antennas when $L = 128$. The empirical distributions are denoted by the solid lines and obtained via 20000 channel realizations; moreover, SNR is set to be 0 dB. As Fig. 2 depicts, the type-one Gumbel distribution given by Theorem 1 accurately approximates the empirical distribution of the mutual information. The figure, moreover, shows a jump in the probability from zero to one within a short interval of \mathcal{I}_0 which indicates the hardening property.

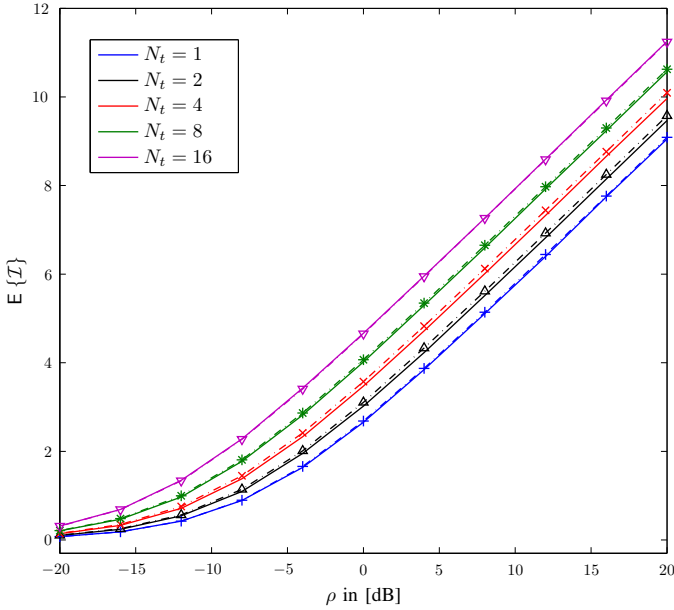


Fig. 3: Ergodic capacity versus SNR. The solid lines are plotted via numerical simulations, and the dashed lines denote the Gumbel approximations of the ergodic capacity given by Theorem 1. The size of the virtual channel is set to be $L = 128$.

As we mentioned in Section IV, for cases in which the CSI is only available at the receiver side, the input-output mutual information determines the maximum achievable transmit rate over the observed channel. In this case, the ergodic capacity represents the asymptotic average capacity of the channel and is defined as the expectation of \mathcal{I} . In Fig. 3, the ergodic capacity is plotted in terms of the average SNR per antenna for several numbers of transmit antennas assuming the virtual channel to be of the size $L = 128$. As the figure shows, the approximation given by Theorem 1 tracks the simulation results with less than 1.2% deviation for a rather large range of SNRs.

VI. SKETCH OF THE PROOF

In this section, we briefly illustrate the proof of Theorem 1. The details of derivations, however, are skipped here and left for the extended versions of the paper.

To start with the large-system analysis, let us define the sequence of random variables $\{z_m\}$ such that $z_m := \mathbf{H}_m \mathbf{H}_m^H$ and denote its maximum by z_{\max} , i.e., $z_{\max} := \max_m z_m$ for $m \in [1 : L - N_t + 1]$. The random variable z_{\max} represents $\|\mathbf{H}_{m^*}\|^2$ in (11), and therefore, its distribution determines the distribution of \mathcal{I} . Consequently, our problem reduces to the problem of evaluating the extreme value distribution of a sequence of random variables. For i.i.d. sequences, the extreme value distribution is given by Fisher-Tippet law [12]. However, considering our problem, $\{z_m\}$ is an N_t -dependent sequence of random variables with identically distributed entries. To determine the extreme value distribution of $\{z_m\}$, we invoke the result of [13], and show that Fisher-Tippet law also holds for our case.

A. Fisher-Tippet Law

Consider an i.i.d. sequence $\{x_m\}$ whose entries are distributed with the CDF F_x . For this sequence, let us denote the extreme value by x_{\max} . The CDF of x_{\max} , therefore, reads

$$F_{x_{\max}}(x) = \Pr\{x_{\max} < x\} \quad (18a)$$

$$= \Pr\{x_1 < x, \dots, x_m < x\} = [F_x(x)]^m. \quad (18b)$$

The above derivation determines the extreme value distribution; however, it does not enable us to determine the asymptotic limit, i.e., the limit as $m \uparrow \infty$, explicitly. Fisher-Tippet law states that x_{\max} , as m grows large, converges to the large limit of a random sequence in distribution which is a deterministic function of a random variable with the Fisher-Tippet distribution. To illustrate the law, let m tends to infinity, and assume that the deterministic sequences $\{c_m\}$ and $\{d_m\}$ exist, such that

$$\lim_{m \uparrow \infty} [F_x(c_m x + d_m)]^m = F_h(x) \quad (19)$$

for some CDF F_h . In this case, one can conclude that

$$\frac{x_{\max} - d_m}{c_m} \xrightarrow{d} h \quad (20)$$

as $m \uparrow \infty$, where \xrightarrow{d} indicates convergence in distribution, and h is a random variable distributed with CDF F_h . Fisher-Tippet law indicates that the above convergence argument holds for any given CDF F_x in which

- the normalization sequences $\{c_m\}$ and $\{d_m\}$ exist such that $c_m \in \mathbb{R}^+$ and $d_m \in \mathbb{R}$, and
- the converging CDF F_h is one of the type-one Gumbel, Fréchet, or Weibull CDFs.

Regarding the sequence $\{z_m\}$, the entries are identically distributed, but not independent. Therefore, the above extreme value convergence arguments for this case need to be further discussed. In the sequel, we show that the extreme value of $\{z_m\}$ follows Fisher-Tippet law with the converging type-one Gumbel distribution.

B. Asymptotic Extreme Value Distribution of $\{z_m\}$

The sequence $\{z_m\}$ is an N_t -dependent sequence with identically distributed entries. As the entries of \mathbf{H}_m are i.i.d. zero-mean unit-variance complex Gaussians, z_m , for any m , is a chi-squared random variable with $2N_t$ degrees of freedom, i.e., $z_m \sim F_z$ where

$$F_z(z) = \int_0^z \frac{w^{N_t-1} e^{-w}}{(N_t-1)!} dw. \quad (21)$$

It is therefore straightforward to conclude that $\{z_m\}$ is an stationary process. In order to study the extreme value distribution of $\{z_m\}$, one needs to extend the scope of Fisher-Tippet law to a larger set of sequences. To do so, define the dependency measure

$$\Delta_x(k; u) := \frac{\Pr\{\min\{x_m, x_{m+k}\} > u\}}{\Pr\{x_m > u\}} \quad (22)$$

for some stationary sequence $\{x_m\}$, where the index m in $\Delta_x(k; u)$ is dropped, due to the fact that the joint statistics of stationary sequences only depend on the difference of the indices. For i.i.d. sequences, $\Delta_x(\cdot; \cdot)$ reads

$$\Delta_x(k; u) = \Pr\{x_m > u\} = 1 - F_x(u) \quad (23)$$

which tends to zero, as u grows large. Therefore, one can write

$$\lim_{u \uparrow \infty} \max_{k \neq 0} \Delta_x(k; u) = 0 \quad (24)$$

for $k \in \mathbb{Z}$. In general, it is shown that the scope of Fisher-Tippett law extends to the set of M-dependent stationary random sequences which satisfy the constraint in (24); see [13].

For $\{z_m\}$, the symbols z_m and z_{m+k} are independent as $k \geq N_t$, and $\Delta_z(k; u)$ converges to zero for these values of k , as u grows large. Thus, the constraint in (24) reduces to

$$\lim_{u \uparrow \infty} \max_{0 < k < N_t} \Delta_z(k; u) = 0. \quad (25)$$

Considering the definition of the sequence $\{z_m\}$, the constraint in (25) is shown to hold, and therefore, the distribution of z_{\max} is determined via Fisher-Tippett law. At this point, we need to determine the converging law F_h for $\{z_m\}$, as well as the deterministic sequences $\{c_m > 0\}$ and $\{d_m\}$ which satisfy

$$\lim_{m \uparrow \infty} F_{z_{\max}}(c_m z + d_m) = F_h(z) \quad (26)$$

By standard analytical arguments, it is shown that the converging law of a sequence of chi-squared random variables is Gumbel[0; 1]. Consequently, $\{c_m\}$ and $\{d_m\}$ can be determined in terms of F_z as in Fisher-Tippett law. The obtained sequences, however, have a low rate of convergence, and thus, the asymptotic distribution cannot approximate the result well for a finite length of the sequence. In order to improve the convergence rate, we modify the sequences $\{c_m\}$ and $\{d_m\}$ by invoking the results given in [14]. After some trivial lines of derivations, $\{d_m\}$ is determined as

$$d_m = a_m + \delta_{N_t, 1} \frac{N_t - 1}{a_m} \left[1 + (N_t + a_m - 1) \ln \left\{ \frac{a_m}{N_t - 1} \right\} \right] \quad (27)$$

where $\delta_{N_t, 1}$ returns zero at $N_t = 1$ and one elsewhere, and the sequence $\{a_m\}$ is defined as

$$a_m := \ln \left\{ \frac{m}{(N_t - 1)!} \right\} + \delta_{N_t, 1} (N_t - 1) \ln (N_t - 1), \quad (28)$$

and the sequence $\{c_m\}$ is given by

$$c_m = \frac{d_m^2 + (N_t - 1) d_m}{d_m^2 - (N_t - 1)(N_t - 2)}. \quad (29)$$

Therefore, one can conclude that

$$\frac{z_{\max} - d_m}{c_m} \xrightarrow{d.} z_0 \quad (30)$$

where $z_0 \sim e^{-e^{-z_0}}$. Substituting in (11), as L grows large, the input-output mutual information converges in distribution to

$$\mathcal{I}_{\text{asy}} := \log \{1 + \rho (c_{L-N_t+1} z_0 + d_{L-N_t+1})\}. \quad (31)$$

By defining $\xi_L := a_{L-N_t+1}$ and $\phi_L := d_{L-N_t+1} - a_{L-N_t+1}$, and the non-negative coefficient $\beta_L := c_{L-N_t+1}$, the asymptotic input-output mutual information is written as

$$\mathcal{I}_{\text{asy}} = \log \{1 + \rho (\beta_L \gamma + \xi_L + \phi_L) + \rho \tilde{z}_0\} \quad (32a)$$

$$= \log \{1 + \rho (\beta_L \gamma + \xi_L + \phi_L)\} + \log \{1 + \hat{z}_0\} \quad (32b)$$

where γ is Euler's constant, $\tilde{z}_0 := z_0 - \gamma$ is a zero-mean type-one Gumbel random variable, and \hat{z}_0 is defined as

$$\hat{z} := \frac{\rho \tilde{z}_0}{1 + \rho (\beta_L \gamma + \xi_L + \phi_L)}. \quad (33)$$

The second expression in the right hand side of (32b) is further simply expanded as

$$\log \{1 + \hat{z}_0\} = \hat{z}_0 + \mathcal{O}(\hat{z}_0^2). \quad (34)$$

The random variable \hat{z}_0 is a zero-mean random variable whose variance reduces with respect to $\ln^{-1} L$ as L grows. Therefore, the second term in the right hand side of (34) is a random term vanishing to zero with respect to $\ln^{-2} L$. Substituting (34) in (32b), Theorem 1 is finally concluded.

REFERENCES

- [1] T. S. Rappaport, S. Sun, R. Mayzus, H. Zhao, Y. Azar, K. Wang, G. N. Wong, J. K. Schulz, M. Samimi, and F. Gutierrez, "Millimeter wave mobile communications for 5G cellular: It will work!" *IEEE access*, vol. 1, pp. 335–349, 2013.
- [2] T. L. Marzetta, "Noncooperative cellular wireless with unlimited numbers of base station antennas," *IEEE Transactions on Wireless Communications*, vol. 9, no. 11, pp. 3590–3600, 2010.
- [3] A. F. Molisch, M. Z. Win, Y.-S. Choi, and J. H. Winters, "Capacity of MIMO systems with antenna selection," *IEEE Transactions on Wireless Communications*, vol. 4, no. 4, pp. 1759–1772, 2005.
- [4] H. Li, L. Song, and M. Debbah, "Energy efficiency of large-scale multiple antenna systems with transmit antenna selection," *IEEE Transactions on Communications*, vol. 62, no. 2, pp. 638–647, 2014.
- [5] S. Asaad, A. Beryhi, R. R. Müller, and A. M. Rabieci, "Asymptotics of transmit antenna selection: Impact of multiple receive antennas," *International Conference on Communications (ICC)*, 2017.
- [6] A. A. Gheethan, A. Dey, and G. Mumcu, "Passive feed network designs for microfluidic beam-scanning focal plane arrays and their performance evaluation," *IEEE Transactions on Antennas and Propagation*, vol. 63, no. 8, pp. 3452–3464, 2015.
- [7] A. Dey and G. Mumcu, "Microfluidically controlled frequency-tunable monopole antenna for high-power applications," *IEEE Antennas and Wireless Propagation Letters*, vol. 15, pp. 226–229, 2016.
- [8] T. Palomo and G. Mumcu, "Microfluidically reconfigurable metallized plate loaded frequency-agile RF bandpass filters," *IEEE Transactions on Microwave Theory and Techniques*, vol. 64, no. 1, pp. 158–165, 2016.
- [9] M. Yilmaz, E. Guvenkaya, G. Mumcu, and H. Arslan, "Millimeter-wave wireless channel control using spatially adaptive antenna arrays," *IEEE Communications Letters*, 2016.
- [10] B. M. Hochwald, T. L. Marzetta, and V. Tarokh, "Multiple-antenna channel hardening and its implications for rate feedback and scheduling," *IEEE transactions on Information Theory*, vol. 50, no. 9, pp. 1893–1909, 2004.
- [11] D. Bai, P. Mitran, S. S. Ghassemzadeh, R. R. Miller, and V. Tarokh, "Rate of channel hardening of antenna selection diversity schemes and its implication on scheduling," *IEEE Transactions on Information Theory*, vol. 55, no. 10, pp. 4353–4365, 2009.
- [12] B. C. Arnold, N. Balakrishnan, and H. N. Nagaraja, *A first course in order statistics*. Siam, 1992, vol. 54.
- [13] G. Watson, "Extreme values in samples from m-dependent stationary stochastic processes," *The Annals of Mathematical Statistics*, pp. 798–800, 1954.
- [14] A. Gasull, J. A. López-Salcedo, and F. Utzet, "Maxima of Weibull-like distributions and the Lambert W function," *arXiv preprint arXiv:1308.5534*, 2013.