

AN ADAPTIVE OBSERVER DESIGN APPROACH FOR DISCRETE-TIME NONLINEAR SYSTEMS

KRISHNAN SRINIVASARENGAN ^{a,b,*}, JOSÉ RAGOT ^{a,b}, CHRISTOPHE AUBRUN ^{a,b},
DIDIER MAQUIN ^{a,b}

^aCRAN UMR 7039, Université de Lorraine, Vandoeuvre-lès-Nancy, Cedex, France

^bCRAN UMR 7039, CNRS, France

e-mail: (krishnan.srinivasarengan, jose.ragot, christophe.aubrun, didier.maquin)
@univ-lorraine.fr

We discuss a design approach for nonlinear discrete-time adaptive observer. This involves transforming a nonlinear system into a quasi-LPV (Linear Parameter Varying) polytopic model in Takagi-Sugeno (T-S) form using nonlinear embedding and sector nonlinearity (SNL) transformation. We then develop a discrete-time counterpart for a joint state and parameter estimation, based on design strategies developed for continuous time models in the existing literature. The design uses a Lyapunov approach and provides an error bounded by \mathbb{L}_2 gain. Based on this strategy, we propose a design for adaptive observers for nonlinear systems whose T-S form can have unmeasured premise variables.

Keywords: Adaptive observer, Joint state and parameter estimation, Takagi-Sugeno model, time-varying parameter estimation, Sector nonlinearity transformation.

1. Introduction

The term adaptive observers is used to represent joint state and parameter observers that estimate the states and parameters independently without augmenting them with the states (Ticlea and Besançon, 2016). For nonlinear systems, a systematic procedure for adaptive observers was first proposed in (Cho and Rajamani, 1997). These results were characterized further in (Besançon, 2000), where an adaptive observer form was introduced. However, the extension to discrete-time systems is not straightforward as it exploits the particular structure arising in continuous-time trajectories.

Other systematic adaptive observer design procedures attempt at specific applications such as fault diagnosis. In (Caccavale *et al.*, 2008), a diagnostic observer with an adaptive uncertainties estimation component is provided. All the states are assumed measured allowing the authors to use an innovation term as $\mathbf{e}_{x,k+1} - (A - K_o)\mathbf{e}_{x,k}$, where A and K_o are the system and the state observer gain matrices respectively with $\mathbf{e}_{x,k}$ representing the state error. This innovation allows for a

cancellation of terms that complicate the adaptation of the approach in (Cho and Rajamani, 1997) to discrete-time. Another fault detection application based on the design of an adaptive observer is proposed in (Thumati and Sarangapani, 2008). Here, the model uncertainties are bounded by known constants and hence it was possible to propose a state observer with a Luenberger form. The parameter estimation component of the observer is tailored for fault detection using terms for fault detection such as threshold and dead-zone. The focus on fault detection allows these works to tune the observers with specific constraints, hence generalizing them to a generic adaptive observer is ruled out.

One way to develop observers for general nonlinear systems could be using equivalent forms. A recurring theme in the above works in boundedness of inputs, matrix entries, etc. If we add them with boundedness of the states of the system, we can obtain consider using the linear parameter varying (LPV) or quasi-LPV system formulations. A nonlinear state equation of the form,

$$\mathbf{x}_{k+1} = f(\mathbf{x}_k, \mathbf{u}_k) \quad (1)$$

could be put through a systematic procedure of factorizing

*Corresponding author

them like that proposed in (Kwiatkowski *et al.*, 2006) to obtain a quasi-LPV form as,

$$\mathbf{x}_{k+1} = A(\mathbf{x}_k, \mathbf{u}_k)\mathbf{x}_k + B(\mathbf{x}_k, \mathbf{u}_k)\mathbf{u}_k \quad (2)$$

For a system with unknown parameters θ_j in the adaptive observer form of (Cho and Rajamani, 1997), the quasi-LPV form would be,

$$\mathbf{x}_{k+1} = \sum_{j=1}^{n_\theta} (A_j(\mathbf{x}_k, \mathbf{u}_k)\mathbf{x}_k\theta_j + B_j(\mathbf{x}_k, \mathbf{u}_k)\mathbf{u}_k\theta_j) \quad (3)$$

and possibly with an affine term. Here, n_θ is the number of parameters. The observer design strategy for such quasi-LPV systems could follow that of the linear time-varying (LTV) systems, if the matrices depend only on measured variables like outputs and inputs, as pointed out in (Ticlea and Besançon, 2013).

In that direction, we can consider the adaptive observer proposed for LTV systems in (Guyader and Zhang, 2003), which takes inspiration from its continuous-time counterpart in (Zhang, 2002). The authors propose an innovation term whose gain is obtained by filtering the parameters' transmission matrix in the state equation. This structure along with some boundedness assumption allow showing the exponential convergence of the observer. If the system has bounded zero mean noise, the estimation errors have an expected value that exponentially converges to zero. The main issue with this approach is the lack of clear procedure to choose a scalar that helps to guarantee convergence. These criticisms lead the authors in (Ticlea and Besançon, 2016) to propose an exponential forgetting factor based approach adopted from (Ticlea and Besançon, 2013). This approach mimics a Kalman filter with an update and propagation step, but has two interconnected exponential forgetting factor designs, thus preserving the adaptive observer structure. The main assumptions are complete uniform observability of the system and the invertibility of the system matrix of the LTV, A_k , $\forall k$.

The LTV based observers, however, cannot handle the case when the system matrices depend on one of the unmeasured states. This type of design can be handled in the realm of one of the quasi-LPV polytopic models: Takagi-Sugeno (T-S) form. One way to obtain a T-S model, that exactly represents the original nonlinear system with a sector, is using the sector nonlinearity (SNL) transformation (Ohtake *et al.*, 2003). For the quasi-LPV model in (3), applying SNL would lead to a

T-S model of the form,

$$\mathbf{x}_{k+1} = \sum_{i=1}^{2^{n_p}} \mu_i(\mathbf{z}_k) \left[\begin{aligned} & \left(A_i + \sum_{j=1}^{n_\theta} \bar{A}_{ij}\theta_j \right) \mathbf{x}_k \\ & + \left(B_i + \sum_{j=1}^{n_\theta} \bar{B}_{ij}\theta_j \right) \mathbf{u}_k \end{aligned} \right] \\ \mathbf{y}_k = C\mathbf{x}_k \quad (4)$$

where, n_p is the number of premise variables \mathbf{z}_k , which could be one of the states, inputs, and outputs. We consider a linear output equation, as in (Cho and Rajamani, 1997). We assert that the observer design for such models can cover all possible systems that are represented by those in (Cho and Rajamani, 1997). The observer for this type of system should take into account the fact that the weighting functions μ_i would be depending on estimated premise variables, rather than exact ones. Fortunately, there is a growing body of literature for observer design for T-S system with unmeasured premise variables (Lendek *et al.*, 2010), as well as using immersion techniques to avoid T-S systems with unmeasured premise variables (Ichalal *et al.*, 2016).

In this paper, we first develop a method for joint state and time-varying parameter estimation. The approach springs from the idea in (Bezzaoucha *et al.*, 2013b) to represent a time-varying parameter using SNL transformation. This was extended to T-S models with time-varying parameters in (Bezzaoucha *et al.*, 2013a). We derived the discrete-time version for the T-S models in (Srinivasarengan *et al.*, 2016a). In the present paper, we derive the time-varying parameter estimation for a linear system to illustrate the equivalence with that for the T-S models in (Srinivasarengan *et al.*, 2016a). With this design approach, we propose an adaptive observer design for nonlinear systems whose T-S form has unmeasured premise variables. This would fill the gap that is left in the nonlinear discrete-time adaptive observers that cannot be solved by adapting LTV based design approaches.

This work builds on top of our communication in (Srinivasarengan *et al.*, 2016a). The key improvements are: to show the generalized nature of the results for both LTV and T-S system, providing extensions and refinement through corollaries, and to propose an adaptive observer design using the joint state and time-varying parameter estimation approach. Further, the illustration involves a different, but a more relevant example. The outline of the paper is as follows: the following section discusses the preliminaries that are used later in the paper. The Sec. 3 discusses the model structure idea and formulates the problem. The joint state and time-varying parameter are derived for a linear time-varying system in Sec.4. These results are customized to design an adaptive observer design for nonlinear discrete-time systems in Sec. 5. A

simulation example is given in Sec. 6 to illustrate the proposed method. The paper is then summarized with a future outlook in Sec. 7.

2. Preliminaries

2.1. Notations. Takagi-Sugeno models (Tanaka and Wang, 2004) are of the form,

$$\begin{aligned} \mathbf{x}_{k+1} &= \sum_{i=1}^r \mu_i(\mathbf{z}_k) [A_i \mathbf{x}_k + B_i \mathbf{u}_k] \\ \mathbf{y}_k &= C \mathbf{x}_k \end{aligned} \quad (5)$$

Here, $r = 2^{n_p}$, where n_p is the number of premise variables \mathbf{z}_k . The weighting functions $\mu_i(\mathbf{z}_k)$ capture the nonlinearity associated with the corresponding premise variables. Further,

$$\mathbf{x}_k \in \mathbb{R}^{n_x}, \mathbf{u}_k \in \mathbb{R}^{n_u}, \mathbf{z}_k \in \mathbb{R}^{n_p}, \mathbf{y}_k \in \mathbb{R}^{n_y}$$

and

$$A_i \in \mathbb{R}^{n_x \times n_x}, B_i \in \mathbb{R}^{n_x \times n_u}, C \in \mathbb{R}^{n_y \times n_x}, \forall i \quad (6)$$

Given a symmetric matrix,

$$A = \begin{bmatrix} a_{11} & a_{12} \\ * & a_{22} \end{bmatrix}$$

the '*' symbol represents the symmetric transpose element, that is, in this case, $*$ = a_{12}^T .

2.2. Preliminary Results. The following known results would be referred to while proving the results in this work,

Lemma 1. (Boyd et al., 1994) For a symmetric matrix M , given by,

$$M = \begin{bmatrix} A & B \\ B^T & C \end{bmatrix}$$

if C is invertible, then the following properties hold:

1. $M > 0$ iff $C > 0$ and $A - BC^{-1}B^T > 0$
2. if $C > 0$, then $M \geq 0$ iff $A - BC^{-1}B^T \geq 0$.

Lemma 2. (Zhou and Khargonekar, 1988) Consider two matrices X and Y with appropriate dimensions, a time-varying matrix Δ_k and a positive scalar λ . The following property is verified:

$$X^T \Delta_k^T Y + Y^T \Delta_k X \leq \lambda X^T X + \lambda^{-1} Y^T Y \quad (7)$$

for $\Delta_k^T \Delta_k \leq I$

Lemma 3. (de Souza and Xie, 1992) For a discrete-time system of the form,

$$\begin{aligned} \mathbf{x}_{k+1} &= A \mathbf{x}_k + B \mathbf{u}_k \\ \mathbf{y}_k &= C \mathbf{x}_k + D \mathbf{u}_k \end{aligned} \quad (8)$$

the Bounded Real Lemma equivalent LMI condition for stability is,

$$\begin{aligned} P = P^T > 0, \\ \begin{bmatrix} A^T P A - P + C^T C & A^T P B + C^T D \\ B^T P A + D^T C & D^T D + B^T P B - \Gamma_2 \end{bmatrix} \leq 0 \end{aligned}$$

where Γ_2 is the \mathbb{L}_2 gain between the input \mathbf{u}_k and the output \mathbf{y}_k .

3. System Model and Problem Formulation

3.1. Representing a time-varying parameter using SNL. The idea of the estimation of time-varying parameter lies in representing it using the sector nonlinearity (SNL) transformation. The SNL assumes that the parameter is bounded and its boundary values are known. For a scalar parameter $\theta_k \in [\theta^1, \theta^2]$, we could write,

$$\theta_k = \mu^1(\theta_k) \theta^1 + \mu^2(\theta_k) \theta^2 \quad (9)$$

where,

$$\mu^1(\theta_k) = \frac{\theta^2 - \theta_k}{\theta^2 - \theta^1}, \quad \mu^2(\theta_k) = \frac{\theta_k - \theta^1}{\theta^2 - \theta^1} \quad (10)$$

The membership functions satisfy the convex sum property, that is,

$$\sum_i \mu^i(\cdot) = 1, \quad 0 \leq \mu^i(\cdot) \leq 1, \quad \forall i \quad (11)$$

Hence each parameter could be represented by a weighted sum of two elements.

Remark 1. For a vector case, or for T-S systems with unknown parameters, the membership functions can be manipulated to obtain weighting functions that depend on the same variables. To illustrate this, take the case of two unknown parameters, $\theta_{1,k} \in [\theta_1^1, \theta_1^2]$ and $\theta_{2,k} \in [\theta_2^1, \theta_2^2]$ and represented as,

$$\begin{aligned} \theta_{1,k} &= \mu_1^1(\theta_{1,k}) \theta_1^1 + \mu_1^2(\theta_{1,k}) \theta_1^2 \\ \theta_{2,k} &= \mu_2^1(\theta_{2,k}) \theta_2^1 + \mu_2^2(\theta_{2,k}) \theta_2^2 \end{aligned} \quad (12)$$

We can now create a new formulation for the unknown parameters by,

$$\begin{aligned} \theta_{1,k} &= (\mu_2^1(\theta_{2,k}) + \mu_2^2(\theta_{2,k})) \theta_{1,k} \\ \theta_{2,k} &= (\mu_1^1(\theta_{1,k}) + \mu_1^2(\theta_{1,k})) \theta_{2,k} \end{aligned} \quad (13)$$

By bringing the alternative form in (12), we obtain the variables that depend on the same, but 4 weighting functions, which are the products of the membership functions of the original representation. In general, this approach would lead to 2^{n_θ} submodels, where n_θ is the number of parameters. A detailed treatment of this representation could be obtained from (Nagy *et al.*, 2010).

3.2. System Model Structures. Consider a linear time-varying system, the time varying nature is due to the unknown parameters Θ_k as follows:

$$\begin{aligned} \mathbf{x}_{k+1} &= A(\Theta_k)\mathbf{x}_k + B(\Theta_k)\mathbf{u}_k \\ \mathbf{y}_k &= C\mathbf{x}_k \end{aligned} \quad (14)$$

where $\Theta_k \in \mathbb{R}^{n_\theta}$ is used to represent the vector of $\theta_i, \forall i \in 1, \dots, n_\theta$. We consider only a specific form of time-varying matrices that takes the following form:

$$\begin{aligned} A(\Theta_k) &= A_0 + \sum_{i=1}^{n_\theta} \theta_{i,k} \bar{A}_i, \\ B(\Theta_k) &= B_0 + \sum_{i=1}^{n_\theta} \theta_{i,k} \bar{B}_i \end{aligned} \quad (15)$$

that is, it is possible to write the time-varying matrix as a sum of constant matrices that are scaled by the unknown parameter. We can use the SNL transformation as in (9), to represent the matrices of time-varying parameters. Let us consider a scalar case,

$$\begin{aligned} A(\theta_k) &= A_0 + \theta_k \bar{A} \\ &= A_0 + (\mu^1(\theta_k)\theta^1 + \mu^2(\theta_k)\theta^2)\bar{A} \\ &= \sum_{j=1}^2 \mu^j(\theta_k)(A_0 + \theta^j)\bar{A} \end{aligned} \quad (16)$$

with θ^j corresponding to one of θ^1 or θ^2 depending upon the submodel j . Similarly,

$$B(\theta_k) = \sum_{j=1}^2 \mu^j(\theta_k)(B_0 + \theta^j)\bar{B} \quad (17)$$

This could then be extended to the vector case to yield,

$$\begin{aligned} A(\Theta_k) &= \sum_{i=1}^r h_i(\Theta_k)(A_0 + \theta^i \bar{A}_i), \\ B(\Theta_k) &= \sum_{i=1}^r h_i(\Theta_k)(B_0 + \theta^i \bar{B}_i) \end{aligned} \quad (18)$$

where $r = 2^{n_\theta}$. Here $h_i(\Theta_k)$ is the normalized product of a membership function $\mu_i^j(\theta_{i,k})$ of each parameter corresponding the submodel i (See Remark 1) and θ^i represents the sector boundary values of each parameter

corresponding to the submodel i . More details could be obtained from (Tanaka and Wang, 2004). This would lead to

$$\begin{aligned} \mathbf{x}_{k+1} &= \sum_{i=1}^r h_i(\Theta_k)(A_i\mathbf{x}_k + B_i\mathbf{u}_k) \\ \mathbf{y}_k &= C\mathbf{x}_k \end{aligned} \quad (19)$$

with

$$A_i = A_0 + \sum_{j=1}^{n_\theta} \theta_j^i \bar{A}_i \quad B_i = B_0 + \sum_{j=1}^{n_\theta} \theta_j^i \bar{B}_i \quad (20)$$

where θ_j^i is the corresponding maximum or minimum value of θ_j for the submodel i . For the model in (19), we propose an observer of the form,

$$\begin{aligned} \hat{\mathbf{x}}_{k+1} &= \sum_{i=1}^r h_i(\hat{\Theta}_k)(A_i\hat{\mathbf{x}}_k + B_i\mathbf{u}_k + L_i(\mathbf{y}_k - \hat{\mathbf{y}}_k)) \\ \hat{\Theta}_{k+1} &= \hat{\Theta}_k + \sum_{i=1}^r h_i(\hat{\Theta}_k)(K_{y,i}(\mathbf{y}_k - \hat{\mathbf{y}}_k) - K_\theta\hat{\Theta}_k) \\ \hat{\mathbf{y}}_k &= C\hat{\mathbf{x}}_k \end{aligned} \quad (21)$$

The gains $L_i \in \mathbb{R}^{n_x \times n_y}$ and $K_{y,i} \in \mathbb{R}^{n_\theta \times n_y}$ are to be estimated while the gain $K_\theta \in \mathbb{R}^{n_\theta \times n_\theta}$ is chosen. The choice of K_θ shall typically be in the form of a diagonal matrix. In the initial work (Bezzaoucha *et al.*, 2013a), this was introduced to avoid a marginal stability condition for the error dynamics. As discussed in (Srinivasarengan *et al.*, 2016b), choosing this reduces the number of variables in the final LMI to solve and hence allows for a computationally tractable problem. Further, in the discrete-time case, K_θ as a variable leads to unresolvable nonlinear terms in the matrix inequalities.

3.3. Uncertain-like model representation. Let us define the state estimation error $\mathbf{e}_{\mathbf{x},k} = \mathbf{x}_k - \hat{\mathbf{x}}_k$. If we want to analyse the dynamics of the errors based on the system and observer models in (19) and (21), it would involve comparing systems weighted by functions that depend on mismatched variables (i.e., \mathbf{x}_k, Θ_k vs $\hat{\mathbf{x}}_k, \hat{\Theta}_k$). This is a typical problem in observer design for T-S systems with unmeasured premise variables. There are different approaches to deal with it. In this work, we use the approach proposed in (Ichalal *et al.*, 2009) to develop an uncertain-like model representation. By making use of the convex sum property in (11), we can rewrite (19), without making any approximations, as,

$$\begin{aligned} \mathbf{x}_{k+1} &= \sum_{i=1}^r h_i(\hat{\Theta}_k)(A_i\mathbf{x}_k + B_i\mathbf{u}_k) \\ &\quad + \sum_{i=1}^r (h_i(\Theta_k) - h_i(\hat{\Theta}_k))(A_i\mathbf{x}_k + B_i\mathbf{u}_k) \\ \mathbf{y}_k &= C\mathbf{x}_k \end{aligned} \quad (22)$$

Let us denote,

$$\begin{aligned}\Delta A_k &= \sum_{i=1}^r (h_i(\Theta_k) - h_i(\hat{\Theta}_k))A_i = \mathcal{A}\Sigma_{A,k}E_A \\ \Delta B_k &= \sum_{i=1}^r (h_i(\Theta_k) - h_i(\hat{\Theta}_k))B_i = \mathcal{B}\Sigma_{B,k}E_B\end{aligned}\quad (23)$$

where,

$$\begin{aligned}\mathcal{A} &= [A_1 \quad A_2 \quad \dots \quad A_r] \in \mathbb{R}^{n_x \times n_x r} \\ E_A &= [I_{n_x} \quad I_{n_x} \quad \dots \quad I_{n_x}]^T \in \mathbb{R}^{n_x r \times n_x} \\ \Sigma_{A,k} &= \begin{bmatrix} (h_1 - \hat{h}_1)I_{n_x} & & & \mathbf{0} \\ & \dots & & \\ & & & \mathbf{0} \\ \mathbf{0} & & & (h_r - \hat{h}_r)I_{n_x} \end{bmatrix}\end{aligned}\quad (24)$$

Similarly,

$$\begin{aligned}\mathcal{B} &= [B_1 \quad B_2 \quad \dots \quad B_r] \in \mathbb{R}^{n_u \times n_u r} \\ E_B &= [I_{n_u} \quad I_{n_u} \quad \dots \quad I_{n_u}]^T \in \mathbb{R}^{n_u r \times n_u} \\ \Sigma_{B,k} &= \begin{bmatrix} (h_1 - \hat{h}_1)I_{n_u} & & & \mathbf{0} \\ & \dots & & \\ & & & \mathbf{0} \\ \mathbf{0} & & & (h_r - \hat{h}_r)I_{n_u} \end{bmatrix}\end{aligned}\quad (25)$$

with h_i and \hat{h}_i stand for $h_i(\Theta)$ and $\hat{h}_i(\hat{\Theta})$ respectively. Noting that $-1 \leq (h_i - \hat{h}_i) \leq 1$, the matrices $\Sigma_{A,k} \in \mathbb{R}^{n_x r \times n_x r}$, $\Sigma_{B,k} \in \mathbb{R}^{n_u r \times n_u r}$ have the useful property,

$$\Sigma_{A,k}^T \Sigma_{A,k} \leq I, \quad \Sigma_{B,k}^T \Sigma_{B,k} \leq I \quad (26)$$

which will later be used to bound the time-varying difference between the known and estimated weighting functions. This will lead to the system model (19) be represented as,

$$\begin{aligned}\mathbf{x}_{k+1} &= \sum_{i=1}^r h_i(\hat{\Theta}_k)[(A_i + \Delta A_k)\mathbf{x}_k + (B_i + \Delta B_k)\mathbf{u}_k] \\ \mathbf{y}_k &= C\mathbf{x}_k\end{aligned}\quad (27)$$

As the model (27) and its observer (21) now share the same weighting functions $h_i(\hat{\Theta})$, it's therefore possible to express in a more simple and tractable form the state and the parameter estimation errors.

4. Joint state and time-varying parameter estimation

In this section, we provide the results for the stability analysis of the design of joint state and parameter observer. The results can be considered the discrete-time version of the observer design in (Bezzaoucha *et al.*, 2013a) and follows the steps in (Srinivasarengan *et al.*, 2016a).

Theorem 1. *Given the system model of the form (19), there exists an observer of the form (21), if there exists $P_0, P_1, R_i, F_i, \lambda_1, \lambda_2, \lambda_3, \lambda_4, \Gamma_2^j$ ($\forall i \in [1, r], \forall j \in \{x, u, \theta, \Delta\theta\}$), such that,*

$$\begin{aligned}P_0 = P_0^T > 0, \quad P_1 = P_1^T > 0 \\ \lambda_m > 0, \quad \forall m \in \{1, 2, 3, 4\}, \quad \Gamma_2^j > 0, \quad \forall j\end{aligned}\quad (28)$$

$$\begin{bmatrix} -P + I & Q_{A,i} & \Phi_i^T P & 0 \\ * & T_{22} & 0 & Q_B^T & T_{AB} \\ * & * & -P & 0 & \\ * & * & * & -P & \\ & * & & & \Lambda \end{bmatrix} < 0 \quad (29)$$

Here,

$$\begin{aligned}P_{0,i} &= A_i^T P_0 - C^T R_i^T, \quad P = \text{diag}(P_0, P_1), \\ \Phi_i^T P &= \begin{bmatrix} P_{0,i} & -C^T F_i^T \\ 0 & -K_\theta^T P_1 \end{bmatrix} \\ Q_{A,i} &= \begin{bmatrix} 0 & 0 & -C^T F_i^T (I + K_\theta) & -C^T F_i^T \\ 0 & 0 & -K_\theta^T P_1 (I + K_\theta) & -K_\theta^T P_1 \end{bmatrix} \\ Q_B &= \begin{bmatrix} 0 & 0 \\ 0 & 0 \\ 0 & (I + K_\theta)^T P_1 \\ 0 & P_1 \end{bmatrix} \\ T_{22} &= \begin{bmatrix} T_{22}^{11} & 0 & 0 & 0 \\ 0 & T_{22}^{22} & 0 & 0 \\ 0 & 0 & -\Gamma_2^\theta & 0 \\ 0 & 0 & 0 & -\Gamma_2^{\Delta\theta} \end{bmatrix} \\ \Lambda &= \text{diag}(-\lambda_1 I, -\lambda_3 I, -\lambda_2 I, -\lambda_4 I) \\ T_{AB} &= \begin{bmatrix} P_{0,i} \mathcal{A} & P_{0,i} \mathcal{B} & 0 & 0 \\ 0 & 0 & 0 & 0 \\ 0 & 0 & 0 & 0 \\ 0 & 0 & P_0 \mathcal{A} & P_0 \mathcal{B} \end{bmatrix}\end{aligned}\quad (30)$$

where, $T_{22}^{11} = -\Gamma_2^x + (\lambda_1 + \lambda_2)E_A^T E_A$ and $T_{22}^{22} = -\Gamma_2^u + (\lambda_3 + \lambda_4)E_B^T E_B$. The observer gains are given by,

$$K_{y,i} = P_1^{-1} F_i, \quad L_i = P_0^{-1} R_i \quad (31)$$

Proof. Consider the uncertain-like representation of the system in (27). Comparing it with the observer (21), and defining errors of the form,

$$\mathbf{e}_{\mathbf{x},k} = \mathbf{x}_k - \hat{\mathbf{x}}_k, \quad \mathbf{e}_{\Theta,k} = \Theta_k - \hat{\Theta}_k$$

we get,

$$\begin{aligned}\mathbf{e}_{\mathbf{x},k+1} &= \sum_{i=1}^r h_i(\hat{\Theta}_k)[(A_i - L_i C)\mathbf{e}_{\mathbf{x},k} + \Delta A_k \mathbf{x}_k + \Delta B_k \mathbf{u}_k] \\ \mathbf{e}_{\Theta,k+1} &= \sum_{i=1}^r h_i(\hat{\Theta}_k)[\Delta \Theta_k + (I + K_\theta)\theta_k \\ &\quad - K_{y,i} C \mathbf{e}_{\mathbf{x},k} - K_\theta \mathbf{e}_{\Theta,k}]\end{aligned}\quad (32)$$

where, $\Delta\Theta_k = \Theta_{k+1} - \Theta_k$. We can represent this error dynamics as,

$$\begin{bmatrix} \mathbf{e}_{\mathbf{x},k+1} \\ \mathbf{e}_{\Theta,k+1} \end{bmatrix} = \Phi_i \begin{bmatrix} \mathbf{e}_{\mathbf{x},k} \\ \mathbf{e}_{\Theta,k} \end{bmatrix} + \Psi_{i,k} \begin{bmatrix} \mathbf{x}_k \\ \mathbf{u}_k \\ \Theta_k \\ \Delta\Theta_k \end{bmatrix} \quad (33)$$

where,

$$\begin{aligned} \Phi_i &= \begin{bmatrix} A_i - L_i C & 0 \\ -K_{y,i} C & -K_\theta \end{bmatrix} \\ \Psi_{i,k} &= \begin{bmatrix} \Delta A_k & \Delta B_k & 0 & 0 \\ 0 & 0 & I + K_\theta & I \end{bmatrix} \end{aligned} \quad (34)$$

Considering,

$$\mathbf{e}_{a,k} = [\mathbf{e}_{\mathbf{x},k}^T \quad \mathbf{e}_{\Theta,k}^T]^T, \quad \tilde{\mathbf{u}}_k = [\mathbf{x}_k^T \quad \mathbf{u}_k^T \quad \Theta_k^T \quad \Delta\Theta_k^T]^T$$

the error dynamics can be written by,

$$\mathbf{e}_{a,k+1} = \Phi_i \mathbf{e}_{a,k} + \Psi_{i,k} \tilde{\mathbf{u}}_k \quad (35)$$

The aim here is the asymptotic decay of the error and the minimization of the effect of $\tilde{\mathbf{u}}_k$ on the error. It is to be noted that Φ_i has constant entries, but $\Psi_{i,k}$ has time varying entries. To analyze the stability of (35), we consider the following Lyapunov candidate,

$$V_k = \mathbf{e}_{a,k}^T P \mathbf{e}_{a,k} \quad (36)$$

Since there are time-varying perturbations that affect the error $\mathbf{e}_{a,k}$ in (35), the sufficient condition for stability that we consider is,

$$V_{k+1} < V_k - (\mathbf{e}_{a,k}^T \mathbf{e}_{a,k} - \tilde{\mathbf{u}}_k^T \Gamma_2 \tilde{\mathbf{u}}_k) \quad (37)$$

where Γ_2 is a block diagonal matrix with the entries

$$\Gamma_2 = \text{diag}(\Gamma_2^x, \Gamma_2^u, \Gamma_2^\theta, \Gamma_2^{\Delta\theta}) \quad (38)$$

that represent the \mathbb{L}_2 -gains of the effect of the elements in $\tilde{\mathbf{u}}$ on the error, respectively. By applying the discrete-time version of the bounded real lemma (BRL) in Lemma 3, we get the matrix inequality condition,

$$\begin{bmatrix} \Phi_i^T P \Phi_j - P + I & \Phi_i^T P \Psi_{i,k} \\ * & \Psi_{i,k}^T P \Psi_{j,k} - \Gamma_2 \end{bmatrix} < 0 \quad (39)$$

The introduction of j terms is to illustrate that we have cross terms between the different submodels. However, we could take the more conservative condition of considering $j = i$, based on the illustrations in Theorem 17 in (Blanco, 2001). We find another form for (39), so as to,

- Obtain linear bounds for the nonlinearities (in $\Phi_i^T P \Phi_j$, $\Phi_i^T P \Psi_{i,k}$ and their transposes)
- Obtain bounds for the time-varying terms (in $\Phi_i^T P \Psi_{i,k}$ and $\Psi_{i,k}^T P \Psi_{j,k}$)

Reducing nonlinearities. The quadratic terms associated with Φ_i and $\Psi_{i,k}$ could be reduced to linear terms. By using the Schur complements (Lemma 1) for the nonlinear terms, the matrix terms in (39) could be reduced to,

$$\begin{bmatrix} -P + I & \Phi_i^T P \Psi_{i,k} & \Phi_i^T P & 0 \\ * & -\Gamma_2 & 0 & \Psi_{i,k}^T P \\ * & * & -P & 0 \\ * & * & * & -P \end{bmatrix} < 0 \quad (40)$$

This has not resolved all the nonlinear entries, though, and the residual factors are in the form of unresolvable terms inside $\Phi_i^T P$ and $\Phi_i^T P \Psi_{i,k}$. This is because as in (34), Φ_i has two variables L_i and $K_{y,i}$, as part of the matrix split into n_x and n_θ blocks. This issue is alleviated in two steps:

- Consider a diagonal structure for the Lyapunov matrix $P = \begin{bmatrix} P_0 & 0 \\ 0 & P_1 \end{bmatrix}$
- This Lyapunov structure would lead to terms $P_0 L_i$ and $P_1 K_{y,i}$. These quadratic terms are eliminated by introducing new variables,

$$R_i = P_0 L_i, \quad F_i = P_1 K_{y,i} \quad (41)$$

These steps would reduce the nonlinear matrix entries in (40) to linear terms. First, we define, to simplify notations,

$$P_{0,i} = A_i^T P_0 - C^T R_i^T \quad (42)$$

The term $\Phi_i^T P$ would reduce to,

$$\Phi_i^T P = \begin{bmatrix} P_{0,i} & -C^T F_i^T \\ 0 & -K_\theta^T P_1 \end{bmatrix}$$

Further, we split the linearized time-varying matrices to those with constant entries and time-varying terms,

$$\begin{aligned} \Phi_i^T P \Psi_{i,k} &= Q_{A,i} + \mathcal{L}_{U,i,k} \\ \Psi_{i,k}^T P &= Q_B + \mathcal{L}_{L,k} \end{aligned} \quad (43)$$

where,

$$\begin{aligned} Q_{A,i} &= \begin{bmatrix} 0 & 0 & -C^T F_i^T (I + K_\theta) & -C^T F_i^T \\ 0 & 0 & -K_\theta^T P_1 (I + K_\theta) & -K_\theta^T P_1 \end{bmatrix} \\ Q_B &= \begin{bmatrix} 0 & 0 \\ 0 & 0 \\ 0 & (I + K_\theta)^T P_1 \\ 0 & P_1 \end{bmatrix} \\ \mathcal{L}_{U,i,k} &= \begin{bmatrix} P_{0,i} \Delta A_k & P_{0,i} \Delta B_k & 0 & 0 \\ 0 & 0 & 0 & 0 \end{bmatrix} \\ \mathcal{L}_{L,k} &= \begin{bmatrix} P_0 \Delta A_k & P_0 \Delta B_k & 0 & 0 \\ 0 & 0 & 0 & 0 \end{bmatrix} \end{aligned} \quad (44)$$

Bounds for time-varying terms. The linearized version of the inequality in (40) can now be split into terms with and without time-varying terms and their corresponding transposes,

$$Q_i + \mathcal{L}_{i,k} + \mathcal{L}_{i,k}^T < 0 \quad (45)$$

where,

$$Q_i = \begin{bmatrix} -P + I & Q_{A,i} & \Phi_i^T P & 0 \\ * & -\Gamma_2 & 0 & Q_B \\ * & * & -P & 0 \\ * & * & * & -P \end{bmatrix} \quad (46)$$

with $Q_{A,i}$ and Q_B given in (30). The time-varying terms are gathered as below,

$$\mathcal{L}_{i,k} = \begin{bmatrix} 0 & \mathcal{L}_{U,i,k} & 0 & 0 \\ 0 & 0 & 0 & 0 \\ 0 & 0 & 0 & 0 \\ 0 & \mathcal{L}_{L,k} & 0 & 0 \end{bmatrix} \quad (47)$$

and its transpose with the terms defined in (44). There are 4 time-varying terms and their transposes in (45). In (23), we showed that the uncertain-like terms could be written as a product of matrices and further showed an interesting property of the time-varying matrix in (26). In the same lines, we can split each of the uncertain-like term in $\mathcal{L}_{i,k}$. Let us denote the four terms as part of individual matrices, $\mathcal{L}_{A1,k}$, $\mathcal{L}_{A2,k}$, $\mathcal{L}_{B1,k}$, $\mathcal{L}_{B2,k}$ corresponding to the time-varying factors, $P_{0,i}\Delta A_k$, $P_0\Delta A_k$, $P_{0,i}\Delta B_k$, $P_0\Delta B_k$ respectively. That is,

$$\mathcal{L}_{A1,k} = \begin{bmatrix} 0 & \begin{bmatrix} P_{0,i}\Delta A_k & 0 & 0 \\ 0 & 0 & 0 \end{bmatrix} & 0 & 0 \\ 0 & 0 & 0 & 0 \\ 0 & 0 & 0 & 0 \\ 0 & 0 & 0 & 0 \end{bmatrix}$$

$$\mathcal{L}_{B2,k} = \begin{bmatrix} 0 & 0 & 0 & 0 \\ 0 & 0 & 0 & 0 \\ 0 & 0 & 0 & 0 \\ 0 & \begin{bmatrix} P_0\Delta B_k & 0 \\ 0 & 0 \end{bmatrix} & 0 & 0 \end{bmatrix} \quad (48)$$

and similarly for $\mathcal{L}_{B1,k}$ and $\mathcal{L}_{A2,k}$, so that,

$$\mathcal{L}_{i,k} = \mathcal{L}_{A1,k} + \mathcal{L}_{A2,k} + \mathcal{L}_{B1,k} + \mathcal{L}_{B2,k} \quad (49)$$

It is to be noted that the 0 entries in the matrices have appropriate dimension and are usually grouped together to make the representation easier. By taking cue from the representation in (23), we represent the uncertain-like terms as,

$$\mathcal{L}_{A1,k} = \begin{bmatrix} P_{0,i}\mathcal{A} \\ 0 \\ 0 \\ 0 \\ 0 \end{bmatrix} \Sigma_{A,k} \begin{bmatrix} 0 & [E_A & 0 & 0] & 0 & 0 \end{bmatrix}$$

$$\mathcal{L}_{A2,k} = \begin{bmatrix} 0 \\ 0 \\ 0 \\ P_0\mathcal{A} \\ 0 \end{bmatrix} \Sigma_{A,k} \begin{bmatrix} 0 & [E_A & 0 & 0] & 0 & 0 \end{bmatrix}$$

$$\mathcal{L}_{B1,k} = \begin{bmatrix} P_{0,i}\mathcal{B} \\ 0 \\ 0 \\ 0 \\ 0 \end{bmatrix} \Sigma_{B,k} \begin{bmatrix} 0 & [0 & E_B & 0] & 0 & 0 \end{bmatrix}$$

$$\mathcal{L}_{B2,k} = \begin{bmatrix} 0 \\ 0 \\ 0 \\ P_0\mathcal{B} \\ 0 \end{bmatrix} \Sigma_{B,k} \begin{bmatrix} 0 & [0 & E_B & 0] & 0 & 0 \end{bmatrix} \quad (50)$$

Now, we apply Lemma 2 on the sum of these terms and their transposes.

$$\mathcal{L}_{A1,k} + \mathcal{L}_{A1,k}^T \leq \lambda_1^{-1} \begin{bmatrix} P_{0,i}\mathcal{A} \\ 0 \\ 0 \\ 0 \\ 0 \end{bmatrix} \begin{bmatrix} [A^T P_{0,i} & 0] & 0 & 0 & 0 \end{bmatrix}$$

$$+ \lambda_1 \begin{bmatrix} 0 \\ E_A^T \\ 0 \\ 0 \\ 0 \end{bmatrix} \begin{bmatrix} 0 & [E_A & 0 & 0] & 0 & 0 \end{bmatrix}$$

$$\leq \begin{pmatrix} \begin{bmatrix} \lambda_1^{-1} P_{0,i} \mathcal{A} \mathcal{A}^T P_{0,i} & 0 \\ 0 & 0 \end{bmatrix} & 0 & 0 & 0 \\ 0 & \begin{bmatrix} 0 & \lambda_1 E_A^T E_A & 0 \\ 0 & 0 & 0 \end{bmatrix} & 0 & 0 \\ 0 & 0 & 0 & 0 \\ 0 & 0 & 0 & 0 \end{pmatrix} \quad (51)$$

for some scalar λ_1 . Similarly the sums of $\mathcal{L}_{A2,k} + \mathcal{L}_{A2,k}^T$, $\mathcal{L}_{B1,k} + \mathcal{L}_{B1,k}^T$ and $\mathcal{L}_{B2,k} + \mathcal{L}_{B2,k}^T$ are bounded (respectively) by,

$$\begin{pmatrix} 0 & 0 & 0 & 0 \\ 0 & \begin{bmatrix} \lambda_2 E_A^T E_A & 0 & 0 \\ 0 & 0 & 0 \end{bmatrix} & 0 & 0 \\ 0 & 0 & 0 & 0 \\ 0 & 0 & 0 & \begin{bmatrix} \lambda_2^{-1} P_0 \mathcal{A} \mathcal{A}^T P_0 & 0 \\ 0 & 0 \end{bmatrix} \end{pmatrix}$$

$$\begin{pmatrix} \begin{bmatrix} \lambda_3^{-1} P_{0,i} \mathcal{B} \mathcal{B}^T P_{0,i} & 0 \\ 0 & 0 \end{bmatrix} & 0 & 0 & 0 \\ 0 & \begin{bmatrix} 0 & 0 & 0 \\ 0 & \lambda_3 E_B^T E_B & 0 \end{bmatrix} & 0 & 0 \\ 0 & 0 & 0 & 0 \\ 0 & 0 & 0 & 0 \end{pmatrix}$$

$$\begin{pmatrix} 0 & 0 & 0 & 0 \\ 0 & \begin{bmatrix} 0 & 0 \\ 0 & \lambda_4 E_B^T E_B \end{bmatrix} & 0 & 0 \\ 0 & 0 & 0 & 0 \\ 0 & 0 & 0 & \begin{bmatrix} \lambda_4^{-1} P_0 \mathcal{B} \mathcal{B}^T P_0 & 0 \\ 0 & 0 \end{bmatrix} \end{pmatrix}$$

Adding them all up gives,

$$\mathcal{L}_{i,k} + \mathcal{L}_{i,k}^T \leq \begin{pmatrix} \begin{bmatrix} \mathcal{L}_i^1 & 0 \\ 0 & 0 \end{bmatrix} & 0 & 0 & 0 \\ 0 & \mathcal{L}^2 & 0 & 0 \\ 0 & 0 & 0 & 0 \\ 0 & 0 & 0 & \begin{bmatrix} \mathcal{L}_i^3 & 0 \\ 0 & 0 \end{bmatrix} \end{pmatrix}$$

with,

$$\begin{aligned} \mathcal{L}_i^1 &= \lambda_1^{-1} P_{0,i} \mathcal{A} \mathcal{A}^T P_{0,i} + \lambda_3^{-1} P_{0,i} \mathcal{B} \mathcal{B}^T P_{0,i}, \\ \mathcal{L}^2 &= \begin{bmatrix} (\lambda_1 + \lambda_2) E_A^T E_A & 0 & 0 & 0 \\ 0 & (\lambda_3 + \lambda_4) E_B^T E_B & 0 & 0 \\ 0 & 0 & 0 & 0 \\ 0 & 0 & 0 & 0 \end{bmatrix} \\ \mathcal{L}^3 &= \lambda_2^{-1} P_0 \mathcal{A} \mathcal{A}^T P_0 + \lambda_4^{-1} P_0 \mathcal{B} \mathcal{B}^T P_0 \end{aligned} \quad (52)$$

This would lead to the inequality in (45) to,

$$\begin{pmatrix} \mathcal{L}_i^{11} & Q_{A,i} & \Phi_i^T P & 0 \\ * & -\Gamma_2 + \mathcal{L}^2 & 0 & Q_B \\ * & * & -P & 0 \\ * & * & * & \mathcal{L}^{44} \end{pmatrix} < 0 \quad (53)$$

where,

$$\begin{aligned} \mathcal{L}_i^{11} &= \begin{bmatrix} -P_0 + I + \mathcal{L}_i^1 & 0 \\ 0 & P_1 \end{bmatrix} \\ \mathcal{L}^{44} &= \begin{bmatrix} -P_0 + I + \mathcal{L}^3 & 0 \\ 0 & P_1 \end{bmatrix} \end{aligned} \quad (54)$$

These terms have quadratic entries that could be handled by applying Schur's complement. In this way, we could consider,

$$\mathcal{L}_i^{11} < 0 \Leftrightarrow \begin{bmatrix} -P_0 + I & 0 & P_{0,i} \mathcal{A} & P_{0,i} \mathcal{B} \\ 0 & P_1 & 0 & 0 \\ 0 & 0 & -\lambda_1 I & 0 \\ 0 & 0 & 0 & -\lambda_3 I \end{bmatrix} < 0 \quad (55)$$

Similarly for \mathcal{L}^{44} . By putting them together and rearranging, we get,

$$\begin{bmatrix} -P + I & Q_{A,i} & \Phi_i^T P & 0 & T_{AB} \\ * & T_{22} & 0 & Q_B^T & T_{AB} \\ * & * & -P & 0 & \\ * & * & * & -P & \\ * & * & * & & \Lambda \end{bmatrix} < 0 \quad (56)$$

with,

$$\begin{aligned} T_{AB} &= \begin{bmatrix} P_{0,i} \mathcal{A} & P_{0,i} \mathcal{B} & 0 & 0 \\ 0 & 0 & 0 & 0 \\ 0 & 0 & 0 & 0 \\ 0 & 0 & P_0 \mathcal{A} & P_0 \mathcal{B} \end{bmatrix} \\ \Lambda &= \begin{bmatrix} -\lambda_1 I & 0 & 0 & 0 \\ 0 & -\lambda_3 I & 0 & 0 \\ 0 & 0 & -\lambda_2 I & 0 \\ 0 & 0 & 0 & -\lambda_4 I \end{bmatrix} \end{aligned}$$

Hence the proof. \blacksquare

Corollary 1. We could formulate the observer design as an optimization problem with the objective to minimize the \mathbb{L}_2 -gain between the perturbation factors \tilde{u}_k and the errors $\mathbf{e}_{\alpha,k}$ in (35). We could aim to minimize a scalar β , such that,

$$\min_{P_0, P_1, F_i, R_i, \Gamma_2^j, \lambda_m} \beta \quad (57)$$

$\forall i \in [1, r], \forall j \in \{x, u, \theta, \Delta\theta\}, \forall m \in \{1, 2, 3, 4\}$ such that, the LMIs in (29) are satisfied along with,

$$\beta I > \Gamma_2^j, \quad \forall j \in \{x, u, \theta, \Delta\theta\} \quad (58)$$

There is an inherent assumption that the \mathbb{L}_2 -gains of various perturbations are scaled appropriately so that using a single β makes sense. This could otherwise be achieved by using appropriate scaling factor instead of I on the left hand side of (58).

Corollary 2. Measurement noise could be added to the output equation in (19) so that,

$$\mathbf{y}_k = C \mathbf{x}_k + H \nu_k \quad (59)$$

where, $\nu_k \in \mathbb{R}^{n_y}$ is the measurement noise with $H \in \mathbb{R}^{n_y \times n_y}$ the transmission matrix. This would lead to the perturbation variable to become $\tilde{u}_k = [\mathbf{x}_k \quad \mathbf{u}_k \quad \Theta_k \quad \Delta\Theta_k \quad \nu_k]^T$ and the matrix $\Psi_{i,k}$ in (34) as,

$$\Psi_{i,k} = \begin{bmatrix} \Delta A_k & \Delta B_k & 0 & 0 & -L_i H \\ 0 & 0 & I + K_\theta & I & -K_{y,i} H \end{bmatrix} \quad (60)$$

which would then lead to the same LMIs with the modifications in the following components in (30) as,

$$\begin{aligned} Q_{A,i} &= \begin{bmatrix} 0 & 0 & -C^T F_i^T (I + K_\theta) & -C^T F_i^T & -R_i H \\ 0 & 0 & -K_\theta^T P_1 (I + K_\theta) & -K_\theta^T P_1 & -F_i H \end{bmatrix} \\ T_{22} &= \begin{bmatrix} T_{22}^{11} & 0 & 0 & 0 & 0 \\ 0 & T_{22}^{22} & 0 & 0 & 0 \\ 0 & 0 & -\Gamma_2^\theta & 0 & 0 \\ 0 & 0 & 0 & -\Gamma_2^{\Delta\theta} & 0 \\ 0 & 0 & 0 & 0 & -\Gamma_2^\nu \end{bmatrix} \end{aligned} \quad (61)$$

where, Γ_2^ν is the \mathbb{L}_2 -gain between the noise ν and the error $\mathbf{e}_{\alpha,k}$. It is to be noted that Γ_2^ν will also be added as a diagonal block in the matrix Γ_2 .

Remark 2. It is to be noted that since there are only two time-varying terms ΔA_k and ΔB_k in (47), we could split the time-varying terms into only two additive factors and hence apply the Lemma 2 twice. However, the resulting matrix inequality is nonlinear with crossover terms making it impossible to resolve. Hence four additive factors were used.

Remark 3. In the continuous-time version in (Bezzaoucha *et al.*, 2013a), the factor K_θ allowed to avoid numerical issues in the LMI conditions. In our work, this has been followed through. The value of K_θ however, is also important because it may lead to the effect of the innovation term $K_{y,i}(\mathbf{y}_k - \hat{\mathbf{y}}_k)$ to become negligible due to relative scaling between K_θ and $K_{y,i}$ as discussed in (Srinivasarengan *et al.*, 2016b). This could be done by adding an extra condition. For example, for a scalar parameter estimation case, let k_θ be the scalar value of the observer gain K_θ , which would lead to the condition,

$$\frac{1}{k_\theta} K_{y,i} > \rho \quad (62)$$

where $\rho > 1$ is a constant chosen depending upon the relative scaling between θ and $\mathbf{y}_k - \hat{\mathbf{y}}_k$. Along with the LMIs in (29), we could add, for a scalar case,

$$F_i > \rho P_1 k_\theta \quad (63)$$

Remark 4. The LMI in (29) could be considered restrictive partly because of the term $-P + I$ that calls for P to be more positive than I . This starts with the term, $e_{a,k}^T I e_{a,k}$ in the Lyapunov function trajectory in (37). If a solution is unavailable for this case, we could replace this with $e_{a,k}^T Q_e e_{a,k}$, where Q_e could be chosen to be a value that allows for a solution to the LMI (29) exists.

Remark 5. The extension of the Theorem 1 for nonlinear system represented by T-S models is straightforward. That is the nonlinear model has to be transformed as a T-S model with time-varying matrices and then all the proposed development with the introduction of a supplementary index for some of the matrices involved. Further the weighting functions now would be the products of membership functions of both unknown parameters as well as the premise variables of the T-S model. And hence the components of the uncertain-like terms would be different.

5. Adaptive Observer Design

As discussed in Sec. 1, adaptive observers deal with cases where the unknown parameter is a constant, that is $\Theta_{k+1} = \Theta_k = \Theta$. For the discrete-time version of the nonlinear system in (Cho and Rajamani, 1997) of the form,

$$\begin{aligned} \mathbf{x}_{k+1} &= A\mathbf{x}_k + \phi(\mathbf{x}_k, \mathbf{u}_k) + bf(\mathbf{x}_k, \mathbf{u}_k)\Theta \\ \mathbf{y}_k &= C\mathbf{x}_k \end{aligned} \quad (64)$$

a quasi-LPV equivalent would be of the form (4). Our aim is to design an adaptive observer for this model, assuming that we know a range of values $[\theta_i^1, \theta_i^2]$ in which the true value of each of the $\theta_i, \forall i \in 1, \dots, n_\theta$ lies. This substitutes for the sector bounds for the time-varying case. Following the same argument of applying SNL transformation for the time-varying parameter in the previous section with these bounds, we obtain,

$$\begin{aligned} \mathbf{x}_{k+1} &= \sum_{i=1}^s h_i(\mathbf{z}_k, \Theta_k) (A_i \mathbf{x}_k + B_i \mathbf{u}_k) \\ \mathbf{y}_k &= C \mathbf{x}_k \end{aligned} \quad (65)$$

where $s = 2^{n_p + n_\theta}$ and $h_i(\mathbf{z}_k, \Theta_k)$ is the weighting function obtained by normalizing the product of membership functions associated with the premise variables \mathbf{z}_k and the parameters θ_k . For this type of system, we propose an observer of the form,

$$\begin{aligned} \hat{\mathbf{x}}_{k+1} &= \sum_{i=1}^s h_i(\hat{\mathbf{z}}_k, \hat{\Theta}_k) [A_i \hat{\mathbf{x}} + B_i \mathbf{u}_k + L_i (\mathbf{y}_k - \hat{\mathbf{y}}_k)] \\ \hat{\Theta}_{k+1} &= \hat{\Theta}_k + \sum_{i=1}^s h_i(\hat{\mathbf{z}}_k, \hat{\Theta}_k) K_{y,i} (\mathbf{y}_k - \hat{\mathbf{y}}_k) \\ \hat{\mathbf{y}}_k &= C \hat{\mathbf{x}}_k \end{aligned} \quad (66)$$

As could be noted, the K_θ gain term has been dropped. One main reason is the simplification this offers (would be apparent soon). Further, the condition $K_\theta = 0$ lead to unsolvable LMIs in the continuous-time case, but not in discrete-time. To compute the state and parameter error, we follow the uncertain-like model approach, the augmented error dynamics is given by,

$$\mathbf{e}_{a,k+1} = \begin{bmatrix} A_i - L_i C & 0 \\ -K_{y,i} C & 0 \end{bmatrix} \mathbf{e}_{a,k} + \begin{bmatrix} \Delta A_k & \Delta B_k \\ 0 & 0 \end{bmatrix} \begin{bmatrix} \mathbf{x}_k \\ \mathbf{u}_k \end{bmatrix}$$

As could be seen, the number of perturbations has reduced and hence the dynamics matrices simplified. By applying discrete-time BRL and following it up with the application of LMI equivalence using Schur's complement (Lemma 1), and then splitting the Lyapunov matrix to be of the form $P = \begin{bmatrix} P_0 & 0 \\ 0 & P_1 \end{bmatrix}$, and applying the variable transformations $R_i = P_0 L_i$ and $F_i = P_1 K_{y,i}$, we get,

$$\begin{bmatrix} -P + I & \Phi_i^T P \Psi_{i,k} & \Phi_i^T P & 0 \\ * & -\Gamma_2 & 0 & \Psi_{i,k}^T P \\ * & * & -P & 0 \\ * & * & * & -P \end{bmatrix} < 0 \quad (67)$$

with

$$\begin{aligned}\Phi_i^T P \Psi_{i,k} &= \begin{bmatrix} P_{0,i} \Delta A_k & P_{0,i} \Delta B_k \\ 0 & 0 \end{bmatrix} \\ \Phi_i^T P &= \begin{bmatrix} P_{0,i} & -C^T F_i^T \\ 0 & 0 \end{bmatrix} \\ \Psi_{i,k}^T P &= \begin{bmatrix} \Delta A_k^T P_0 & \Delta B_k^T P_0 \\ 0 & 0 \end{bmatrix}\end{aligned}\quad (68)$$

Further following the same steps described in the proof of Theorem 1, we can summarize the results as follows,

Theorem 2. *Given a nonlinear discrete-time system of the form (64) which can be transformed to a T-S model, we could design an observer of the form (66), if there exists $P_0, P_1, R_i, F_i, \lambda_1, \lambda_2, \lambda_3, \lambda_4, \Gamma_2^j (\forall i \in [1, r], \forall j \in \{x, u\})$, such that,*

$$P_0 = P_0^T > 0, P_1 = P_1^T > 0 \quad (69)$$

$$\lambda_m > 0, \forall m \in 1, 2, 3, 4, \Gamma_2^j > 0, \forall j \quad (70)$$

$$\begin{pmatrix} -P + I & 0 & \Phi_i^T P & 0 \\ * & T_{22} & 0 & 0 & T_{AB} \\ * & * & -P & 0 \\ * & * & * & -P \\ * & * & * & * & \Lambda \end{pmatrix} < 0 \quad (71)$$

where $\Phi_i^T P$ is given in (68), Λ is given in (30), T_{AB} has the same structure as in (30) except to accommodate the changes in the number of zero rows due to the change of T_{22} to,

$$T_{22} = \begin{bmatrix} T_{22}^{11} & 0 \\ 0 & T_{22}^{22} \end{bmatrix}$$

where, $T_{22}^{11} = -\Gamma_2^x + (\lambda_1 + \lambda_2) E_A^T E_A$ and $T_{22}^{11} = -\Gamma_2^u + (\lambda_3 + \lambda_4) E_B^T E_B$.

Proof. The proof follows that of Theorem 1 with the changes in the matrix block entries discussed above. ■

6. Simulation Example

We consider the discrete-time version of the simplified waste water treatment plant from (Bezzaoucha *et al.*, 2013a). The simplification concerns reducing the 10-state system to a 2-state model, given by,

$$\begin{aligned}x_{1,k+1} &= x_{1,k} + T_s \left[\frac{ax_{1,k}}{x_{2,k} + b} x_{2,k} - x_{1,k} u_k \right] \\ x_{2,k+1} &= x_{2,k} + T_s \left[-\frac{cax_{1,k}}{x_{2,k} + b} x_{2,k} + (d - x_{2,k}) u_k \right] \\ y_k &= x_{1,k}\end{aligned}\quad (72)$$

In this model, we consider an uncertainty in the parameter a , that is,

$$a = a_0 + \theta \quad (73)$$

Table 1. Model Parameters

Parameter	Value
a_0	0.5
b	0.4
c	0.4
d	2
T_s	1

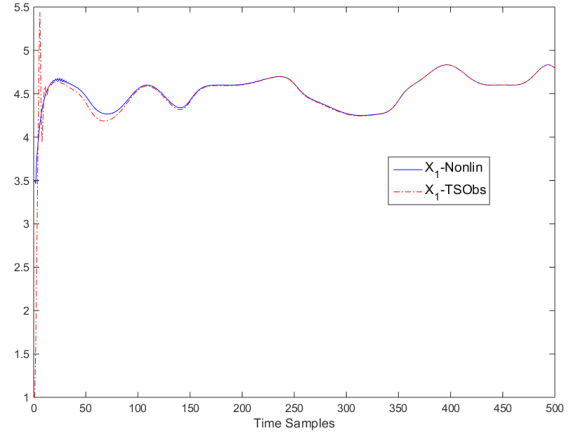


Fig. 1. Estimation of $x_{1,k}$

The parameters of the model used are given in Table 1. The unknown parameter θ in (66) is constant; however, for the observer design purposes we assume it to be known and in the range,

$$\theta \in [-0.3, 0.3] \quad (74)$$

We choose the premise variables,

$$z_{1,k} = u_k, \quad \text{and}, \quad z_{2,k} = \frac{x_{1,k}}{x_{2,k} + b} \quad (75)$$

It is evident that $z_{2,k}$ depends on the unmeasured state $x_{2,k}$ making it unmeasured. Assuming a range of values for $u_k \in [0, 0.4]$, $x_{1,k} \in [0.01, 6]$, and $x_{2,k} \in [0.01, 3]$, we get the range of the premise variables as,

$$z_{1,k} \in [0, 0.4], \quad z_{2,k} \in [0.003, 14.63] \quad (76)$$

With these parameters, we get the model

$$\mathbf{x}_{k+1} = \sum_{i=1}^8 h_i(\mathbf{z}_k, \theta_k) [A_i \mathbf{x}_k + B_i u_k] \quad (77)$$

where $h_i(\mathbf{z}_k, \theta)$ is obtained from the product of membership functions of $z_{1,k}, z_{2,k}$ and θ corresponding to the submodel i . The system matrices are given by,

$$\begin{aligned}A_1 &= \begin{bmatrix} 1 & 5.9 \times 10^{-4} \\ 0 & 0.99 \end{bmatrix} A_2 = \begin{bmatrix} 1 & 0.0024 \\ 0 & 0.99 \end{bmatrix} A_3 = \begin{bmatrix} 1 & 2.92 \\ 0 & -0.17 \end{bmatrix} \\ A_4 &= \begin{bmatrix} 1 & 11.7 \\ 0 & -3.68 \end{bmatrix} A_5 = \begin{bmatrix} 0.6 & 5.9 \times 10^{-4} \\ 0 & 0.6 \end{bmatrix} A_6 = \begin{bmatrix} 0.6 & 0.0024 \\ 0 & 0.6 \end{bmatrix} \\ A_7 &= \begin{bmatrix} 0.6 & 2.93 \\ 0 & -0.57 \end{bmatrix} A_8 = \begin{bmatrix} 0.6 & 11.7 \\ 0 & -4.1 \end{bmatrix} \text{ and, } B_i = \begin{bmatrix} 0 \\ 2 \end{bmatrix}, \forall i\end{aligned}$$

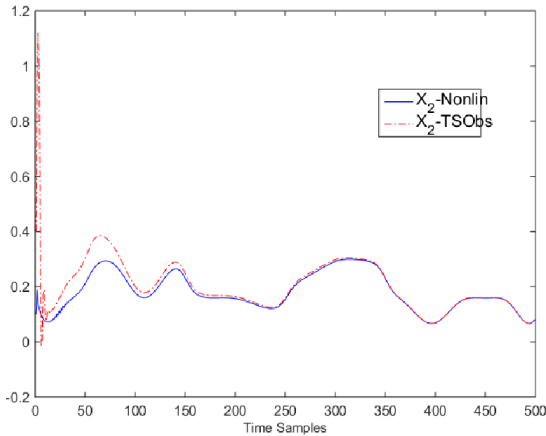


Fig. 2. Estimation of $x_{2,k}$

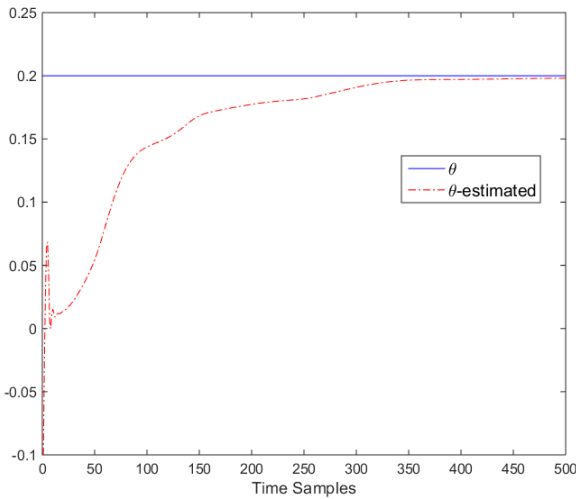


Fig. 3. Estimation of θ_k

We used Matlab with Yalmip (Löfberg, 2004) interface with LMILab toolbox to solve the LMI conditions.

Remark 6. Some problem specific conditions could be added to obtain an optimum solution to the problem. For example, pole placement for the state observers $A_i - L_i C$ could be added as a separate LMI condition so as to achieve favourable rate of convergence. Further, some minimum value for the gain corresponding to parameter estimation, $K_i, \forall i$ could be imposed so that the innovation term is useful in augmenting the estimated θ (due to the relative scaling between the values of $\hat{\theta}$ and $y - \hat{y}$). Further, as noted in Remark 4, the value of Q_e was chosen as

$$Q_e = \begin{bmatrix} 0.001I_{n_x} & 0 \\ 0 & 0.1I_{n_\theta} \end{bmatrix}$$

Remark 7. It is to be noted that there are a number of variables to be determined by the LMI solver. This could be reduced by fixing some of the parameters. For this example, we chose the values for $\Gamma_2^x = \Gamma_2^y = 0.1$ and

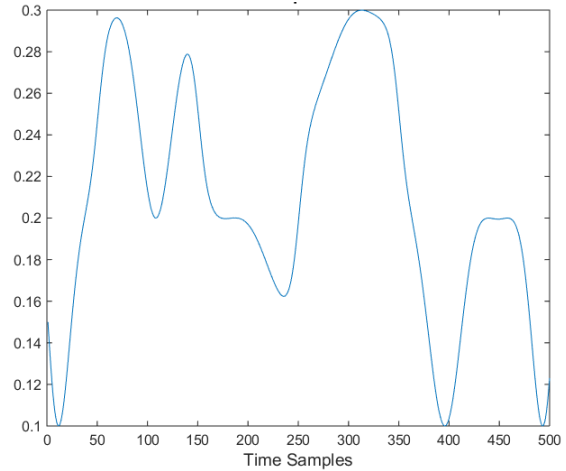


Fig. 4. Input used for simulation

$\lambda_i = 0.001, \forall i = 1, 2, 3, 4$. This significantly reduces the computational complexity of the problem.

With the above conditions, we obtain the following observer gain values,

$$L_1 = \begin{bmatrix} 0.23 \\ 0.24 \end{bmatrix} L_2 = \begin{bmatrix} 0.23 \\ 0.24 \end{bmatrix} L_3 = \begin{bmatrix} 0.31 \\ 0.21 \end{bmatrix} L_4 = \begin{bmatrix} 0.61 \\ 0.09 \end{bmatrix}$$

$$L_5 = \begin{bmatrix} -0.41 \\ 0.30 \end{bmatrix} L_6 = \begin{bmatrix} -0.41 \\ 0.30 \end{bmatrix} L_7 = \begin{bmatrix} -0.41 \\ 0.30 \end{bmatrix} L_8 = \begin{bmatrix} -0.27 \\ 0.24 \end{bmatrix}$$

and $K_i = 0.03, \forall i$.

With these gain values, we obtain the state estimation results as shown in the Fig 1 and 2. The estimation of the unknown parameter is given in Fig 3. Further, the input used for the simulation is shown in the Fig 4. To illustrate the nonlinearity of the model, we show the variation of the weighting function $h_i(\hat{x}, \hat{\theta})$ in the Fig 5.

7. Concluding Remarks

We presented an adaptive observer design procedure for discrete-time nonlinear systems which could be converted to a quasi-LPV form. The presented work fills a gap for adaptive observer design for discrete-time nonlinear systems for those cases where the transformed quasi-LPV matrices depend on one of the unmeasured states of the system. The results in this approach are conservative, but provides an opening in exploring a systematic approach for adaptive observer design for nonlinear system of this type. One interesting extension could be to explore other observer structures, especially the one proposed in (Guyader and Zhang, 2003) and follow the similar design strategy of our work so as to expand for unmeasured premise variable case.

References

Besaçon, G. (2000). Remarks on nonlinear adaptive observer design, *Systems & Control Letters* **41**(4): 271–280.

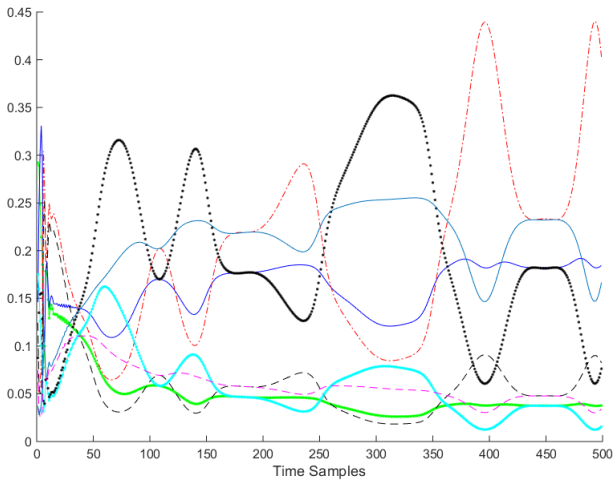


Fig. 5. Weighting functions of the submodels

- Bezzaoucha, S., Marx, B., Maquin, D. and Ragot, J. (2013a). State and parameter estimation for nonlinear systems: a Takagi-Sugeno approach, *American Control Conference, ACC'2013*.
- Bezzaoucha, S., Marx, B., Maquin, D. and Ragot, J. (2013b). State and parameter estimation for time-varying systems: a Takagi-Sugeno approach, *5th Symposium on System Structure and Control, IFAC Joint Conference 2013 SSSC, TDS, FDA*.
- Blanco, Y. (2001). *Stabilisation des Modeles Takagi-Sugeno et leur usage pour la commande des systemes non lineaires*, PhD thesis, Université des Sciences et Technologies de Lille. (in French).
- Boyd, S. P., El Ghaoui, L., Feron, E. and Balakrishnan, V. (1994). *Linear matrix inequalities in system and control theory*, Vol. 15, SIAM.
- Caccavale, F., Pierri, F. and Villani, L. (2008). Adaptive observer for fault diagnosis in nonlinear discrete-time systems, *Journal of dynamic systems, measurement, and control* **130**(2): 021005.
- Cho, Y. M. and Rajamani, R. (1997). A systematic approach to adaptive observer synthesis for nonlinear systems, *IEEE Transactions on Automatic Control* **42**(4): 534–537.
- Țiclea, A. and Besançon, G. (2013). Exponential forgetting factor observer in discrete time, *Systems & Control Letters* **62**(9): 756–763.
- Țiclea, A. and Besançon, G. (2016). Adaptive observer design for discrete time LTV systems, *International Journal of Control* **89**(12): 2385–2395.
- de Souza, C. E. and Xie, L. (1992). On the discrete-time bounded real lemma with application in the characterization of static state feedback H_∞ controllers, *Systems & Control Letters* **18**(1): 61–71.
- Guyader, A. and Zhang, Q. (2003). Adaptive observer for discrete time linear time varying systems, *13th IFAC/IFORS Symposium on System Identification, SYSID'2003*.
- Ichalal, D., Marx, B., Maquin, D. and Ragot, J. (2016). A method to avoid the unmeasurable premise variables in observer design for discrete time systems, *International Conference on Fuzzy Systems, FUZZ-IEEE'2016*.
- Ichalal, D., Marx, B., Ragot, J. and Maquin, D. (2009). State and unknown input estimation for nonlinear systems described by Takagi-Sugeno models with unmeasurable premise variables, *17th Mediterranean Conference on Control and Automation, MED'09*.
- Kwiatkowski, A., Boll, M. T. and Werner, H. (2006). Automated Generation and Assessment of Affine LPV Models, *Proceedings of the 45th IEEE Conference on Decision and Control*.
- Lendek, Z., Guerra, T. M. and De Schutter, B. (2010). *Stability analysis and nonlinear observer design using Takagi-Sugeno fuzzy models*, Vol. 262, Springer.
- Löfberg, J. (2004). Yalmip: A toolbox for modeling and optimization in matlab, *International Symposium on Computer Aided Control Systems design*.
- Nagy, A. M., Mourot, G., Marx, B., Ragot, J. and Schutz, G. (2010). Systematic multimodeling methodology applied to an activated sludge reactor model, *Industrial & Engineering Chemistry Research* **49**(6).
- Ohtake, H., Tanaka, K. and Wang, H. O. (2003). Fuzzy modeling via sector nonlinearity concept, *Integrated Computer-Aided Engineering* **10**(4): 333–341.
- Srinivasarengan, K., Ragot, J., Maquin, D. and Aubrun, C. (2016a). Joint state and parameter estimation for discrete-time Takagi-Sugeno model, *13th European Workshop on Advanced Control and Diagnosis, ACD 2016*.
- Srinivasarengan, K., Ragot, J., Maquin, D. and Aubrun, C. (2016b). Nonlinear joint state-parameter observer for VAV damper position estimation, *3rd Conference on Control and Fault-Tolerant Systems, SysTol 2016*.
- Tanaka, K. and Wang, H. O. (2004). *Fuzzy control systems design and analysis: a linear matrix inequality approach*, John Wiley & Sons.
- Thumati, B. T. and Sarangapani, J. (2008). A model based fault detection scheme for nonlinear multivariable discrete-time systems, *2008 IEEE International Conference on Systems, Man and Cybernetics*, pp. 1978–1983.
- Zhang, Q. (2002). Adaptive observer for multiple input multiple-output (mimo) linear time-varying systems, *IEEE Transactions on Automatic Control* **47**(3): 525–529.
- Zhou, K. and Khargonekar, P. P. (1988). Robust stabilization of linear systems with norm-bounded time-varying uncertainty, *Systems & Control Letters* **10**(1): 17–20.