

RESEARCH

Modeling of Information Diffusion on Social Networks with Applications to WeChat

Liang Liu^{1,2}, Bo Qu², Bin Chen¹, Alan Hanjalic² and Huijuan Wang^{2*}

*Correspondence:

H.Wang@tudelft.nl

²Faculty of Electrical Engineering, Mathematics, and Computer Science, Delft University of Technology, Mekelweg 4, 2628 CD Delft, The Netherlands

Full list of author information is available at the end of the article

Abstract

Traces of user activities recorded in online social networks such as the creation, viewing and forwarding/sharing of information over time open new possibilities to quantitatively and systematically understand the information diffusion process on social networks. From an online social network like WeChat, we could collect a large number of information cascade trees, each of which tells the spreading trajectory of a message/information such as which user creates the information and which users view or forward the information shared by which neighbours. In this work, we propose two heterogeneous non-linear models, one for the topologies of the information cascade trees and the other for the stochastic process of information diffusion on a social network. Both models are validated by the WeChat data in reproducing and explaining key features of cascade trees.

Specifically, we firstly apply the Random Recursive Tree (RRT) to model the cascade tree topologies, capturing key features, i.e. the average path length and degree variance of a cascade tree in relation to the number of nodes (size) of the tree. The RRT model with a single parameter θ describes the growth mechanism of a tree, where a node in the existing tree has a probability d_i^θ of being connected to a newly added node that depends on the degree d_i of the existing node. The identified parameter θ quantifies the relative depth or broadness of the cascade trees, indicating that information propagates via a star-like broadcasting or viral-like hop by hop spreading. The RRT model explains the appearance of hubs, thus a possibly smaller average path length as the cascade size increases, as observed in WeChat. We further propose the stochastic Susceptible View Forward Removed (SVFR) model to depict the dynamic user behaviors including creating, viewing, forwarding and ignoring a message on a given social network. Beside the average path length and degree variance of the cascade trees in relation to their sizes, the SVFR model could further explain the power-law cascade size distribution in WeChat and unravel that a user with a large number of friends may actually have a smaller probability to read a message (s)he receives due to limited attention.

Keywords: Information diffusion; stochastic model; social networks; WeChat; random recursive tree.

1 Introduction

The rapid development of the Internet, smart phones and information technology has facilitated the boost of online social networks, such as Facebook, Twitter, Flickr, Digg and Sina Weibo. Such online social networks allow message, content and information in general to spread faster and wider than ever (e.g. retweeting) [1–4]. Understanding the features and dynamics of information diffusion in social networks

is crucial for businesses to promote products, but also for governments to predict and even regulate public opinion [5–7].

Most empirical work on aforementioned social networks has focused on basic statistical analysis of the features of the social networks, of the content popularity or of the content/information diffusion trajectories [8–20]. For example, the information diffusion trajectory on a social network can generally be represented by a cascade (tree), where the root is the source node that creates the information and where the links represent the information transmitting paths between the users. The average path length of a cascade tree ^[1], also called structural virality, in relation to the size of the tree, may indicate how deep (viral like information propagation) or shallow (broadcasting type of information diffusion) a cascade tree is [12, 21]. Time series analysis of e.g. content popularity over time has been explored to distinguish between different types of contents [22, 23]. Machine learning techniques have also been applied to, for example, predict content popularity based on the previous popularity and the features related to the contents and users that shared the content [24, 25].

Stochastic models, such as *cellular automata* [26], *Threshold models* [27–29], *Susceptible Infected Recovered (SIR)* [17, 30–32], and *Linear Influence* [33] have been studied to understand how the dynamics of information diffusion such as the spreading rate and the social network topology could influence a key feature of the diffusion process such as the popularity. However, we still insufficiently understand to whether such first order models with few parameters could quantitatively reproduce several key features of real-world information diffusion.

In this paper we aim to propose stochastic models with few parameters for (a) the topology of the information cascade trees and (b) the dynamics of information diffusion on a social network, that could capture several key features observed in the real-world cascade trees. Our models will be applied and validated by the WeChat dataset. WeChat is the most popular smart phone application in China and has about 800 million monthly active user accounts[34]. Apart from some sporadic efforts (e.g. [35]), information diffusion in WeChat has, not been studied extensively. Our choice of WeChat data to illustrate and validate our modelling methods is also because:

- WeChat is a semi-closed social network where information is shared mainly via strong social ties (i.e. friends that mutually agree to share information)
- WeChat records both the view and forward actions of each user and also from which node the information arriving to the user has been forwarded.

Topologies of cascade trees have so far been characterised by their average path length in relation to their sizes [12, 21]. The size of a cascade tree, i.e. the number of users that a message has reached in total in a social network, may range from hundreds to millions. Although a weak (strong) correlation between the average path length and the size of a tree may suggest shallow (deep) tree structures [36], we lack a systematic method to quantify the shallowness or deepness of a group of cascade trees. In this work, we propose to use of the generalised random recursive tree (RRT) [37, 38] with a single parameter to model cascade trees (possible of a

^[1]The average path length is the average number of links in the shortest path between two nodes.

given type of contents) with diverse sizes on an online platform. The RRT, a growth tree model, could well capture two features of WeChat cascade trees: the average path length and the degree variance, as a function of the cascade size. The identified parameter in the RRT model quantifies how deep or shallow the cascade trees are and implies the possible growing mechanisms of cascade trees. Via applying the RRT to the WeChat data, we find that hubs tend to appear as WeChat cascade trees become large in size, leading towards broadcast-like information diffusion.

Secondly, we propose the heterogeneous Susceptible View Forward Removed (SVFR) model, which allows users to have different probabilities of viewing a message, depending on their degree (the number of neighbours) in the underlying social network. Interestingly, our SVFR model could well explain the power-law distributed size of cascade trees, the degree variance and the average path length of a cascade tree in relation to the tree size as observed in the WeChat dataset. Importantly, our SVFR model benchmarked by the WeChat data points out that a WeChat user with a large number of friends tends to have a lower probability of viewing the messages shared by his/her friends, likely due to his/her limited energy and attention online.

The remainder of this paper is organized as follows: Section 2 describes the WeChat Moments diffusion data and how to construct the cascade trees. Section 3 and 4 present the RRT and SVFR model to capture the structure of the cascade trees and the dynamics of the information diffusion respectively. Section 5 summaries our findings and points out interesting future work.

2 Dataset Description

We firstly introduce the information diffusion dataset from the WeChat^[2] platform^[39, 40], which will be used to validate the two models that we are going to propose. WeChat Moments (WM)^[3], known as *Friends Circle*, serves social networking functions in which users can view information shared by friends. In this work we focus on the diffusion of web pages in the WM network. A user may react to the web page forwarded/shared by his/her friend in three ways: (i) *View* the web page, meaning that the user clicks the link of the web page and views the content (ii) ignore the web page without a click, and (iii) *Forward* (or share) the URL of the web page to his/her friends.

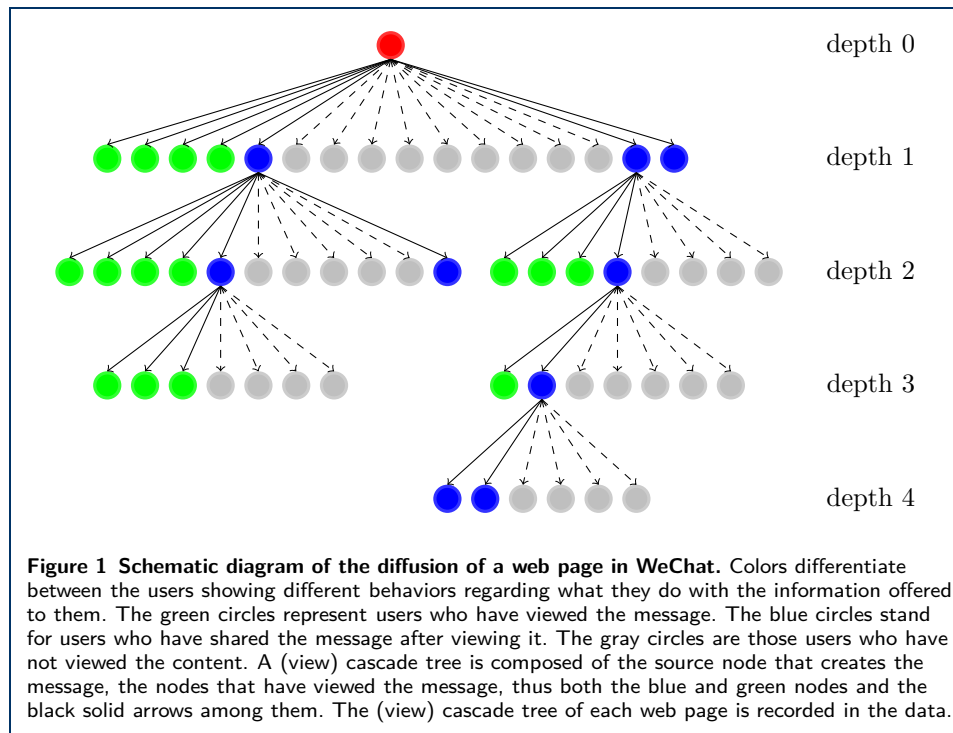
An example of the diffusion of a web page in the WM network is shown in Figure 1. Firstly, a user being at the root of the tree creates a web page and makes it available to his friends. Then his friends may ignore, view or forward the web page after seeing the web page appearing in their Friends Circle with a title. The forwarding of the information (web page) allows its friends to further view, forward or ignore the information.

We obtained the web page spreading dataset in WeChat Moments from a third-party service company^[4]. The service company helps users create HTML5 format web pages to share the information including advertisements, web games, news, articles or holiday greetings. The dataset recorded from January 14 to February

^[2]<https://en.wikipedia.org/wiki/WeChat>

^[3][https://en.wikipedia.org/wiki/Moments_\(social_networking\)](https://en.wikipedia.org/wiki/Moments_(social_networking))

^[4]<http://www.fibodata.com/>



27 in 2016 all user activities, such as view and forward, and their corresponding time stamps related to all the web pages created with the format support from the service company. Both the content of the web pages and users are anonymised by web page indexes and user indexes, respectively. A user must first view a web page before (s)he forwards it. Whenever a user views a web page shared by a friend, the index of both the user who views the web page and the friend who shares the web page are recorded in the dataset, allowing us to construct the cascade tree for each web page. We select the web pages whose diffusion starts and ends within the period of 45 days. We assume that the diffusion of a web page stops if after the generation of the web page there is a day that no viewing/forwarding/sharing happens. Although resurgence of the spread of a content may occur after a silent day [36], our assumption is supported by the data: given that a web page is neither forwarded nor viewed by any user in a given day, the probability that forwarding or viewing of this page occurs after that day within the 45 days' observation window is 17%. We obtain 277,014 web pages, whose life span is approximately within the considered time window. More than 7 million users are involved in the diffusion of these web pages. For each web page, we construct its cascade tree, in which nodes represent the users who have viewed the web page and some of these nodes may have forwarded the web page. Such a cascade tree is also called a view cascade tree. Each information cascade is a tree without cycles because a user seldom views/forwards the same content more than once. If, in the rare case a user views (shares) a web page more than once, we consider only the first time when the user views (shares) the page.

These cascade trees collected from WeChat will be used to valid our models, i.e. whether our models could reproduce several key features of the observed cascade tree features.

3 Modeling of Information Cascade Tree Structure

In this section, we focus on the modelling of the topologies of the information cascade trees, without considering the underlying dynamics of users. We aim to propose a tree model that could construct trees that share similar properties of the cascade trees observed in WeChat. Firstly, we will analyse two fundamental properties of the information cascade trees in WeChat, that we would like our model to reproduce, namely the *average path length* and *degree variance*. Afterwards, we propose to use the Random Recursive Tree (RRT) model to model information cascade trees and illustrate to what extent this model could capture the two key features of the information cascades in WeChat.

3.1 Cascade Structure in WeChat

Two basic properties of a generic tree are the *average path length* and the *degree variance*. The average path length, also known as "Wiener Index" or "Structural Virality". It is defined as the average of the number of links H_{ij} in the shortest path between any two nodes i and j . Hence, in a tree with N nodes we can formulate it as

$$E[H] = \frac{1}{N(N-1)} \sum_{i=1}^N \sum_{j=1, j \neq i}^N H_{ij}, \quad (1)$$

The *degree variance* is the variance of degrees of all the nodes in a tree,

$$Var[D] = \frac{\sum_{i=1}^N (d_i - E[D])^2}{N}, \quad (2)$$

where the degree d_i of the node i tells how many links the node i has and $E[D]$ is the average degree of all the nodes. The degree variance can be equivalently characterized by the standard deviation $\sqrt{Var[D]}$ of the degree, which is used later in our data analysis and model validation.

It has been shown that the average path length is an important characteristic of information cascades and complex networks in general [12, 41, 42]. Consider the class of cascade trees collected from an online social network. If the average path length of a cascade tree does not increase much with the size (number of nodes) of the tree, hubs may exist in relatively large cascade trees. In this case, information propagates via star-like broadcasting and large cascade trees are relatively shallow. However, if the cascade trees' average path lengths increase dramatically with their sizes, large cascade trees tend to be deep without large hubs and information spreads viral-like, hop by hop.

Both properties are sensitive to the size of the tree. For example, large trees may tend to have a large average path length. As shown in Figure 5, the sizes of the cascade trees collected from WeChat follow approximately a power-law distribution. Hence, we group the cascades trees according to their sizes that are slitted uniformly in logarithmic scale. We consider cascading trees that have more than 100 nodes in the dataset, which corresponds to the web pages that could propagate to a certain extent. Both properties are explored for each group of trees. Figure 2 (a) and (b) show the average path length and degree variance of a cascade tree (group) as

a function of the size of the tree (group), respectively. The average path length increases as the size of the cascade tree increases, except that when the size is large. The decrease in the average path length around size 10^4 is due to the hubs in the cascade trees, i.e. higher degree nodes, which is reflected in the large degree variance of large cascade trees.

We aim to propose a tree model that could capture both properties as a function of tree size and could further quantitatively characterize how deep/shallow the cascade trees are.

3.2 The Random Recursive Tree Model

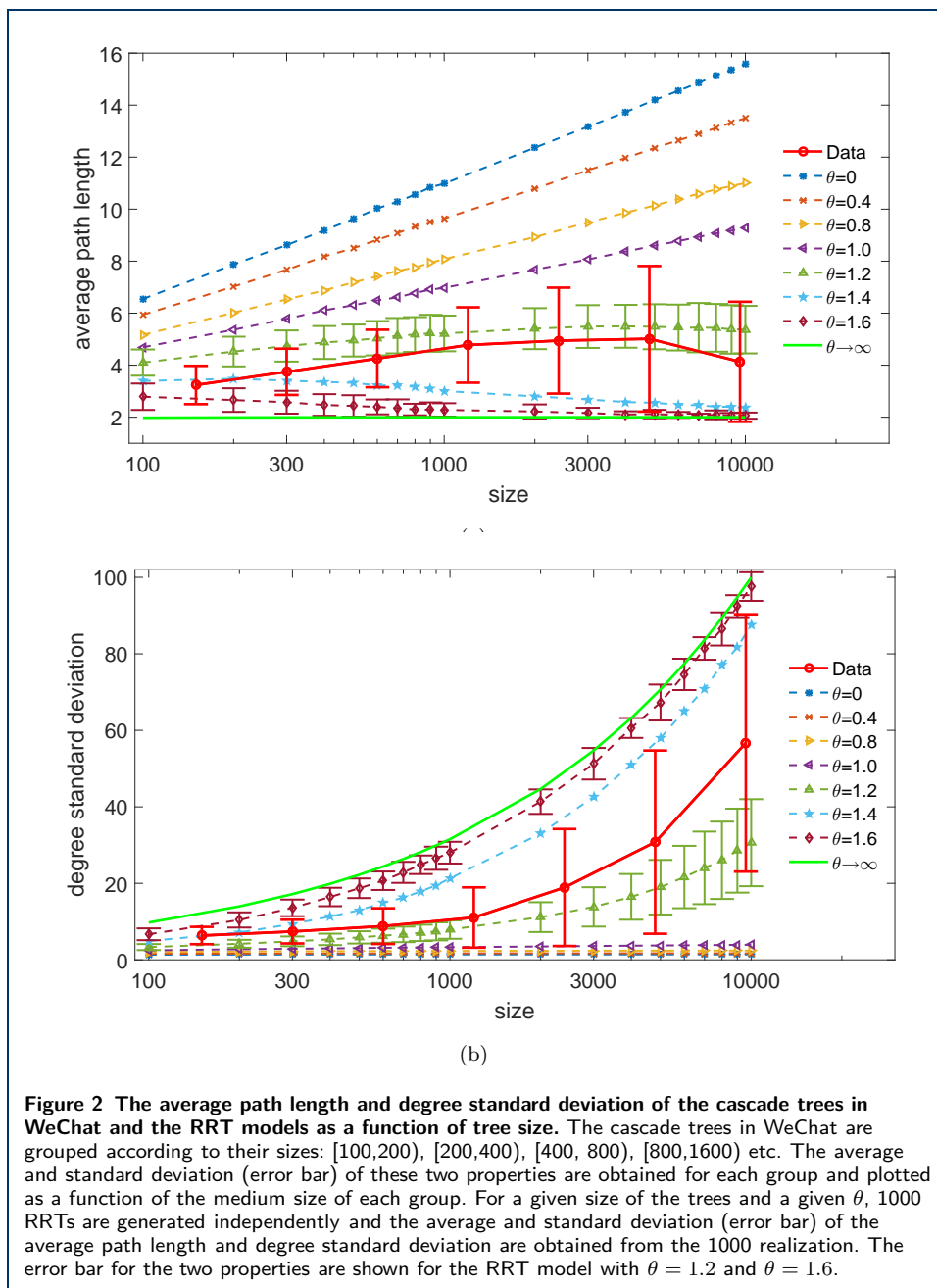
We propose to use the Random Recursive Trees RRTs to model the cascade trees. A RRT [37, 38, 43] is a growth tree model that starts with the root with node index 1 at $t = 0$ and adds a node $t + 1$ at each time step t to an existing node selected as follows: each existing node i with its degree $d_i(t)$ at time t has the probability $\frac{d_i^\theta(t)}{\sum_{i=1}^t d_i^\theta(t)}$ of being connected to the newly added node. Hence, the probability that an existing node is connected to a newly added node is proportional to the degree of this node of power $\theta \in [0, \infty)$. We denote a RRT with N nodes and the scaling parameter θ by $T(N, \theta)$. Specifically, $T(N, 0)$ corresponds to a uniform recursive tree (URT) where at each time step, a randomly selected existing node is connected to the newly added node [44, 45]. $T(N, 1)$ is a scale-free tree where at each time step, the probability for an existing node to be connected to the new node is proportional to the degree of this node [46]. When $0 < \theta < 1$ ($\theta > 1$), the probability that an existing node is attached to a new node is sub-linear (super-linear) of the degree of the existing node. When $\theta \rightarrow \infty$, the RRT approaches a star topology, whose average path length is $2 - 2/N$ for a star with N nodes.

We conduct 1000 independent realisations of each RRT class $T(N, \theta)$ with size N and scaling parameter θ and obtain for each class the average as well as the standard deviation of the two key topological features, i.e. the average path length and the degree variance. As illustrated in Figure 2, a small (large) θ suggests a relative deep (shallow like a star) tree with a large (small) average path length, that corresponds to the viral (broadcast) type of information diffusion.

Figure 2 shows that the average path length and degree variance, equivalently reflected by the degree standard deviation, in WeChat cascade trees as a function of the tree size can be well captured by RRT model with the scaling parameter θ around 1.2 if we look at the mean of these two properties. When the variance of these properties, i.e. error bar, is taken into account, the WeChat cascade trees can be well described by the RRT model with $\theta > 1$. This observation suggests that the WeChat cascade trees may follow a growth rule where a high degree node in the tree has a high probability to attract the connection to new nodes, such that large trees tend to have hubs, a large degree variance and a moderate average path length. When θ is positive, the average path length of RRTs increases first and decreases afterwards as the size of the tree increases. This can be observed evidently in the RRTs when $\theta = 1.2$ in Figure 2. The average path length starts to decrease at a small tree size if θ is large. Such a change of the average path length as a function of the tree size is due to the fact that as a RRT grows with a positive θ , hubs tend to appear and have a significantly higher chance to be connected to newly added

nodes, and thus reduce the average path length and increase the degree variance. The average path length in WeChat cascade trees indeed increases first and then decreases as the cascade tree size increases, which can be thus well captured by the RRT model.

The RRT model could be used to model the cascade trees, not limited to WeChat, that have diverse sizes. The parameter θ that best fits the data reflects quantitatively how deep the tree is and how diverse the degrees of the nodes in the tree are. In this way, we could compare different online systems with respect to in which system information propagates more via hubs/broadcasting or viral-like spreading.



4 Modeling of Information Cascade Process

In this section, we aim to develop a stochastic model of the information diffusion process. We develop this model based on our understanding of the WeChat information diffusion mechanisms and validate the model according to three key features observed in the WeChat dataset: the distribution of the sizes of the cascade trees, the average path length and the degree variance of a cascade tree in relation to the size of the tree.

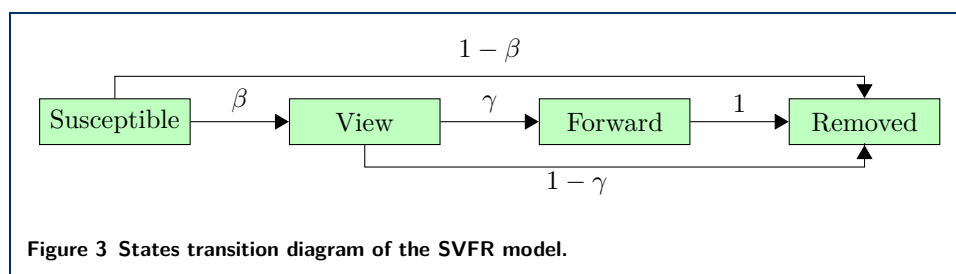
4.1 The Susceptible View Forward Removed Model

We propose the Susceptible View Forward Removed (SVFR) model to describe the information diffusion process on a social network. This model is based on classic viral spreading models such as SIR model but more general and practical with respect to the definition of the possible states of a user and the possible non-linear and non-homogeneous probability for a user to view a message shared by its friend.

In the SVFR model, each node can be in one of the following four states at any time step:

- Susceptible (S) - the user has the potential to read a message/content, but has not yet read it,
- View (V) - the user views the message,
- Forward (F) - the user forwards the message,
- Removed (R) - the user ignores the message either because (s)he does not want to read the message or has already viewed or forwarded the message.

For a given message, all the nodes are initially susceptible, except for the node that firstly publishes/shares this message thus is in state F at step $t = 0$. The state transition diagram has been shown in Figure 3. For any node that is in state F at any time step t , each of its susceptible neighbours in the social network has a probability β to view the message at step $t + 1$. Moreover, each neighbor that views the message has a probability γ to forward the message immediately after reading, and thus transits to state F at step $t + 1$. In other words, each neighbor of a node in state F at time t , has a probability $\beta * (1 - \gamma)$ of being in state V (view but not forward) and a probability $\beta\gamma$ of being in state F (read and forward) and probability $1 - \beta$ of being in state R (ignore the message without reading the content) at time step $t + 1$. For any node in state V or F at any given time, this node will be in state R at the next time step. The diffusion process of a message stops when all the nodes are either in state S or R, thus when the system reaches the stable state.



Furthermore, we generalize the SVFR model to be a heterogeneous stochastic model where the probability β that a user reads a message shared by its friend

may depend on the degree of this user in the underlying social network. This is motivated by the fact that a node has a large number of friends tends to have a low probability to read a message shared by his/her friend due to the large number of messages he/she is exposed to and his/her limited effort in reading messages [47, 48]. Without losing generality, we assume that the probability for a node i to read a message shared by a neighbor $\beta_i = cd_i^{-\alpha}$ may depend on the degree d_i of this node, where the power exponent α is assumed to be positive and the constant c is determined by the given average probability β to view a message over all the nodes [5]:

$$\beta = c \sum_{k=d_{min}}^{d_{max}} k^{-\alpha} Pr[D = k], \quad (3)$$

As observed in the data and assumed in our model, users seldom reads or share a message more than once. The average view probability β suggests how infectious/interesting a message is for users to view it. When $\alpha = 0$, all nodes have the same view probability. Similar homogeneity has been usually assumed in previously proposed information diffusion models [12]. Our heterogeneous model takes into account the possibility that the view probability of each node may be inversely proportional to the degree of the node, characterised by the degree scaling parameter α . In the proposed stochastic model, we did not take into account a realistic and possibly heterogeneous time delay, e.g., between the time when a node shares a message and the time a neighbor reads or shares the message.

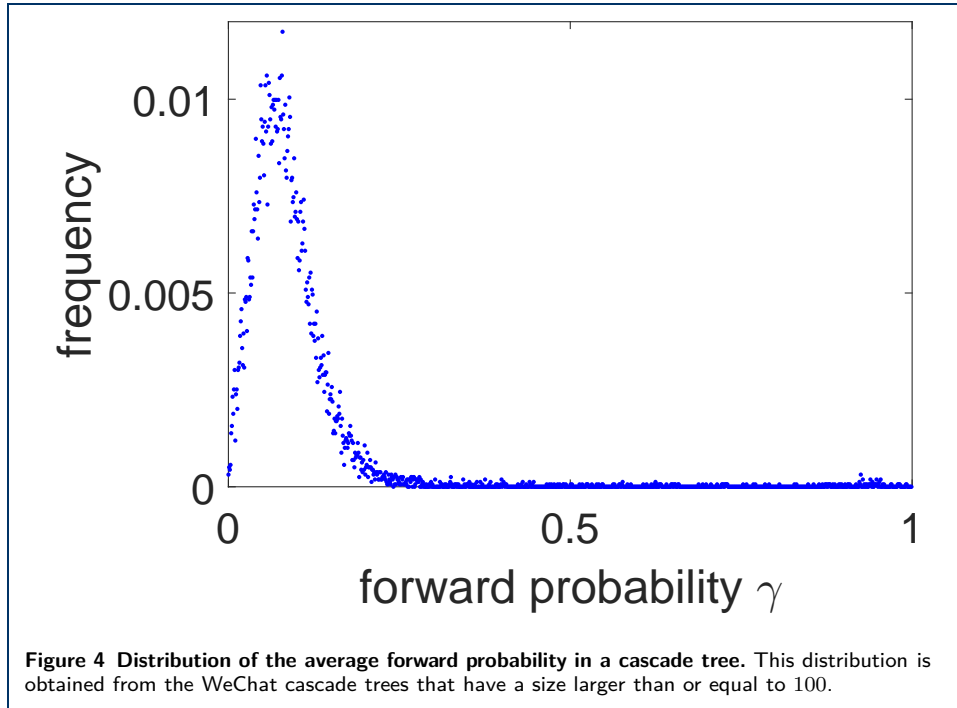
We assume that the probability γ that a user forwards a message after viewing it, the so-called forward probability, is a constant, which is a simple start for the model study. Given the underlying social network and given the parameters α , γ and β to be calibrated, the SVFR model could iterate the stochastic propagation of a message, each resulting in a cascade tree composed of users that have created, viewed and forwarded the message.

4.2 Model Validation

The (average) forward probability in a cascade tree can be obtained as the number of nodes that forward the message over the total number of nodes in the cascade. Figure 4 shows that the forward probabilities of the WeChat cascade trees follows approximately a Gaussian distribution where forward probabilities are close to the average. Hence, we consider the average forward probability $\gamma = 0.091$ observed in the data as the forward probability in our SVFR model.

The WeChat social network topology is unknown. Hence, we cannot derive directly from the data the two parameters related to the degree dependent view probabilities: the average view probability β and scaling parameter α . Instead, we will explore whether the SVFR model with tunable parameters β and α could reproduce the three key features of the WeChat cascade trees: the size distribution, the average path length and degree variance in relation to the tree size. The distribution of the sizes of the cascade trees is a crucial feature for a online social network, characterizing the distribution of the prevalence or popularity of the information

^[5]Each node may view a message maximally once.

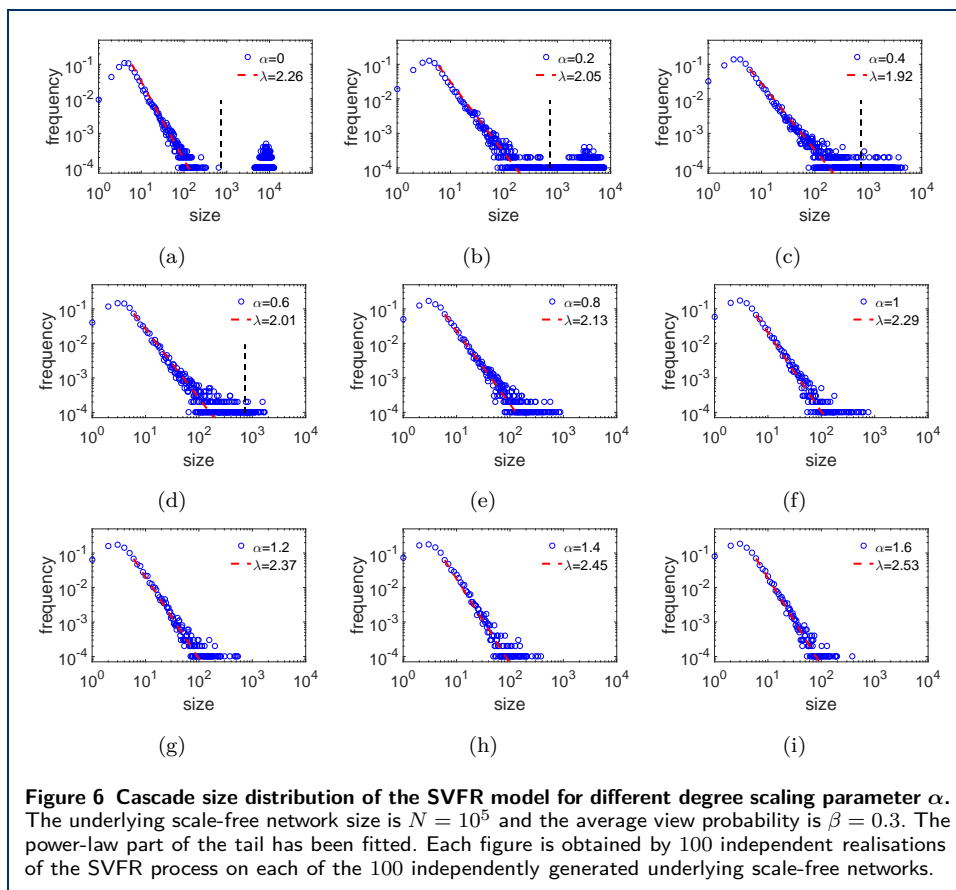
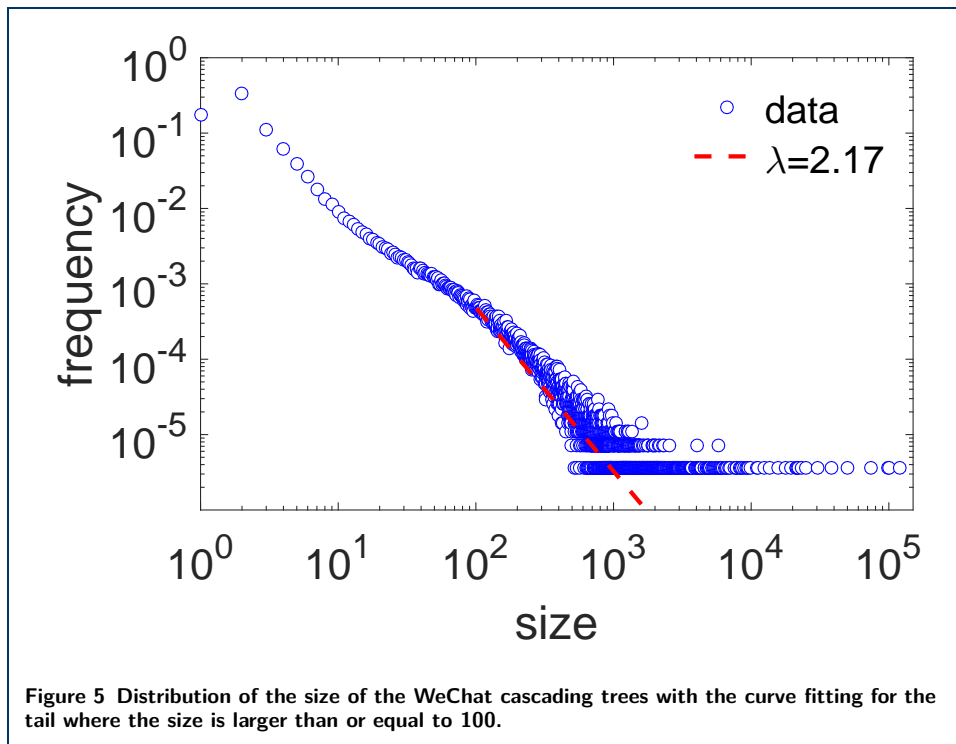


propagated on the network. We assume that the underlying social network is a scale-free network with a power law degree distribution $Pr[D = k] = ck^{-\phi}$, as observed in many real-world networks [49]. We use the configuration model [50–52] to construct the random scale-free networks with a power exponent of the degree distribution $\phi = 2.5$, a minimum degree $d_{min} = 10$ as in [12] and a cutoff of the maximum degree $d_{max} = N^{1/(\phi-1)}$ [53], where N is the network size. When the network size is $N = 10^5$, the average degree $E[D] \approx 26.7$.

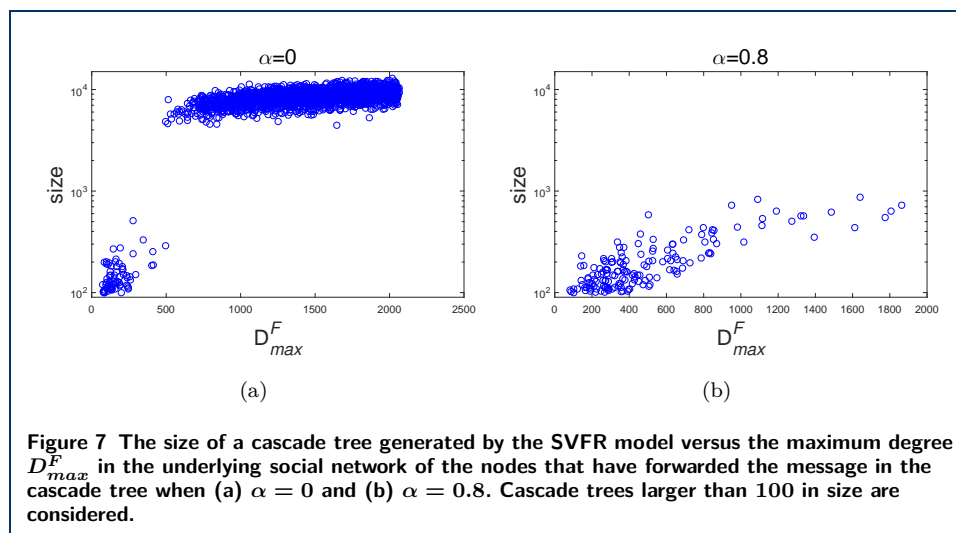
For each given pair of β and α , we generate independently 100 scale-free networks using the configuration model with $N = 10^5$ nodes and power exponent $\phi = 2.5$. On each generated network, we carry out the information spread of 100 messages independently according to the SVFR model where the initial node that creates/shares the message is chosen uniformly at random. In total, we obtain 10^4 cascade trees for the given β and α .

Firstly, we explore the distribution of the sizes of the cascade trees in both the WeChat dataset and in our SVFR model. As shown in Figure 5, the distribution of the sizes of the observed WeChat cascade trees is approximately a power-law distribution. Since we are interested in the cascade trees with a size larger than 100, that corresponds to the messages that could propagate to a certain extend, we fit the tail part of the distribution when the size is larger than or equal to 100. The power exponent is approximately $\lambda = 2.17$. The power-law cascade size distribution has also been observed in other social networks, such as Twitter [10, 11, 54], Flickr [14], Digg [15] and Sina Weibo[16].

We take as an example the SVFR model with the average view probability $\beta = 0.3$ whereas the degree scaling parameter α varies. Figure 6 illustrates how the size distribution of the cascade trees generated by our SVFR model changes as the degree scaling parameter α increases.



It turns out that when $\alpha = 0$, i.e. when all the nodes have the same probability to view a message, the cascade size distribution has a peak in the tail. In this case, the cascade size of our model does not follow a power-law distribution as WeChat cascades but has a significantly higher probability to be large. Similar observation holds when the degree scaling parameter α is small. When the view probability β or the network size N increases, the separation between the power law decrease and the peak in the size distribution becomes even more apparent. As α increases, the cascade size distribution becomes a power-law distribution, the same as observed in WeChat. The hubs play a key role in such a change in the size distribution. Firstly, a hub (a high degree node in the underlying scale-free network) has a higher probability that one of its neighbors forwards the message than low degree nodes. Secondly, a hub has a higher probability to view thus forward a message when α is smaller and given the same average view probability β . Thirdly, the forwarding of a message by a hub allow its large number of neighbours to further view and forward the message, leading potentially to a large cascade. Hence, hubs facilitate the appearance of large cascades, especially when α is small. This explains as well why the largest possible cascade size decreases as α increases. Figure 7 further supports our explanation. We look into the maximal degree (in the underlying social network) D_{max}^F of that nodes that have forwarded the information in a cascade tree in relation to the size of the cascade. As the D_{max}^F increases, i.e. a higher degree node involves in the forwarding of the message, an abrupt jump occurs in the cascade size, when $\alpha = 0$. Hence, the bulk in the size distribution $\alpha = 0$ corresponds to the large cascades where hubs involve in forwarding the information. When $\alpha = 0.8$, the increase of the cascade size with D_{max}^F is relatively continuous. Figure 6 suggests

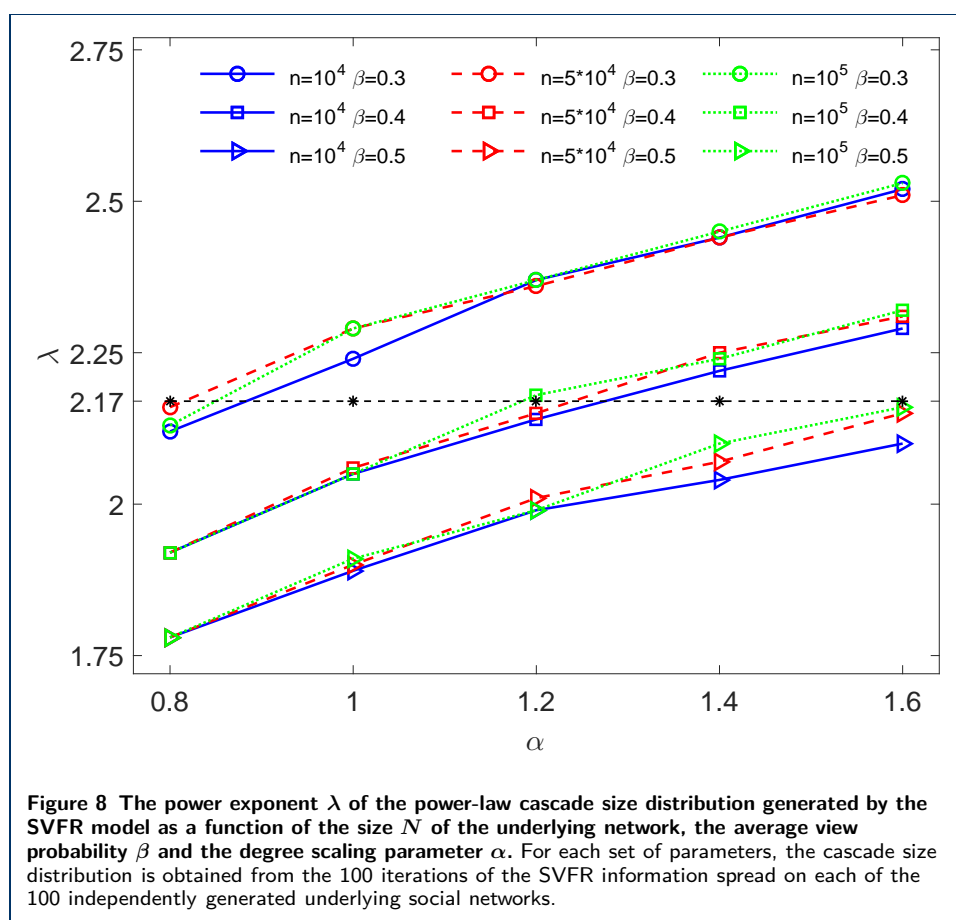


that α should not be small in order to capture the power-law size distribution in the WeChat dataset.

Furthermore, we explore how the power exponent/slope λ of the power-law cascade size distribution generated by the SVFR model is influenced by the size N of the underlying network, the average view probability β and the degree scaling parameter α . As shown in Figure 8, the exponent λ is obtained via the power-law curve

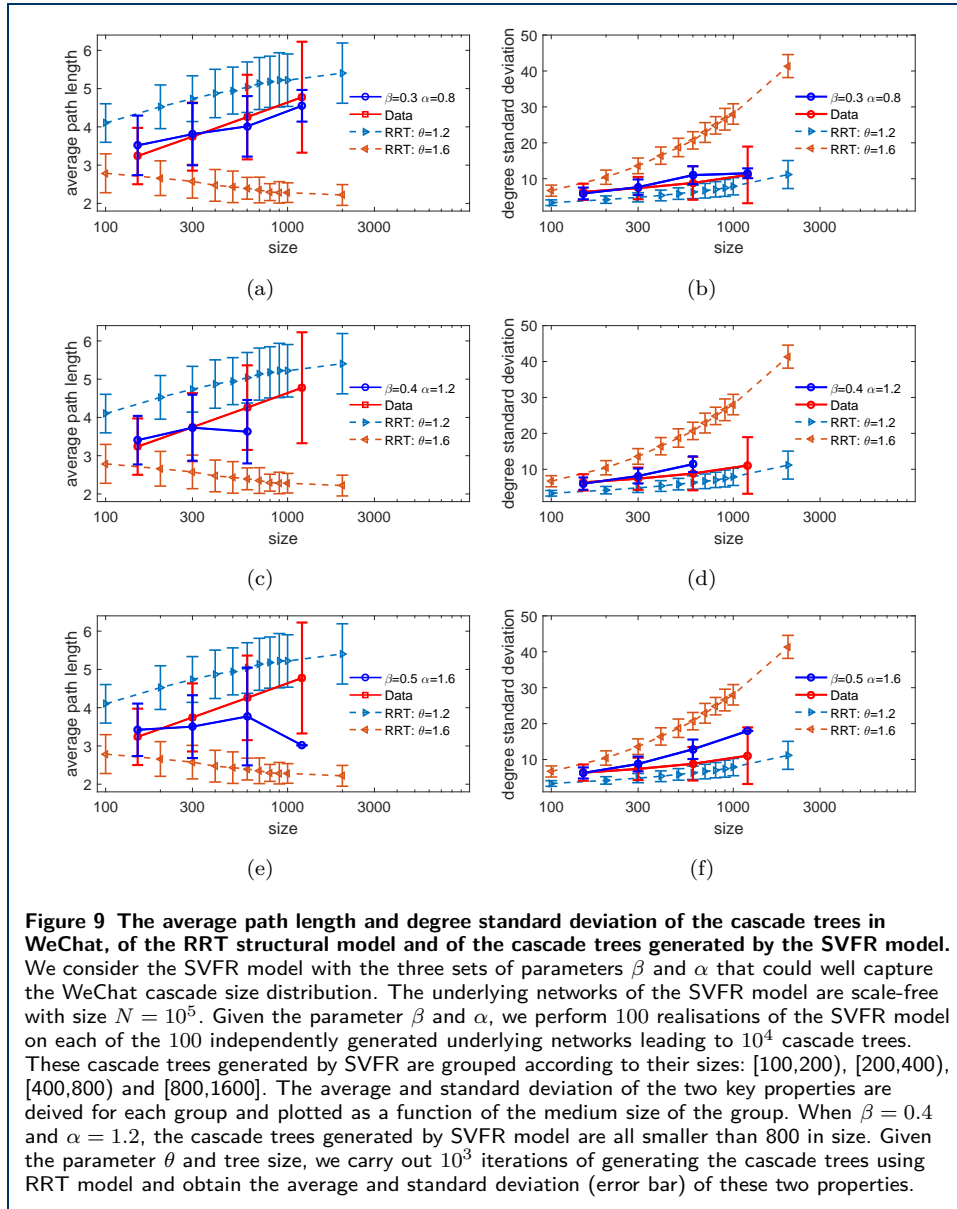
fitting of the power-law decreasing part of the size distribution. Although different curving fitting methods may influence the obtained power exponents [51], we adopt this simplest method to illustrate our methodologies to identify the parameters of the proposed SVFR model.

As shown in Figure 8, power exponent λ is insensitive to the size N of the underlying networks, though the average cascade size may depend on the size of the underlying network. We will focus on the underlying network size $N = 10^5$, which is large as well feasible for simulations. A smaller α and a large average view probability β contribute to a smaller power exponent λ , thus large cascade trees with a higher probability. The power exponent $\lambda = 2.17$ observed in WeChat can be approximated by our SVFR model when $\beta = 0.3$ and $\alpha = 0.8$ or $\beta = 0.4$ and $\alpha = 1.2$ or $\beta = 0.5$ and $\alpha = 1.6$.



Finally, we investigate the average path length and the degree variance of the cascade trees in relation to the cascade tree sizes produced by our SVFR model with the aforementioned three sets of parameters that could already well capture the cascade size distribution of WeChat.

Figure 9 shows that the cascade trees generated by the SVFR model with $\beta = 0.3$ and $\alpha = 0.8$ well approximate the cascade trees in WeChat with respect to their average path length and the degree variance/standard deviation. The cascade trees generated by the SVFR, the same as the WeChat cascade trees, are also well



bounded by the RRT models with $\theta = 1.2$ and $\theta = 1.6$ and closer to RRT models with $\theta = 1.2$, verifying the consistency of the RRT and SVFR models.

As mentioned before, it would be interesting to explore even larger underlying network sizes, which could lead to larger cascade trees thus improve the SVFR model validation with respect to capturing features of cascade trees with a broader range of sizes.

Our SVFR model could well explain the cascade size distribution including the power-law decay exponent, the average path and the degree variance of the cascade trees in WeChat and suggests that a user with a large number of friends may have a lower probability to view the message shared by a friend.

5 Conclusion

The cascade trees that describe the information spread trajectories in social networks have been widely studied. In this work, we rely on the data extracted from the WeChat social network as a test bed to further advance the information diffusion analysis methods from two aspects.

Firstly, we propose to model the cascade tree topology by random recursive trees RRTs. The RRT model could well reproduce or explain two fundamental properties of the cascade trees in the WeChat network, i.e. the average path length and the degree variance in relation to the tree size. The identified single parameter θ in the RRT model, allows us, for the first time to quantify how deep (viral like spread) or shallow (broadcast type spread) a class of cascade trees are. Hence, we could compare or classify different online networks regarding to that the information spread on each network is more broadcast or viral like. The RRT model also unravels some interesting phenomena in the cascade-tree growth, like the emergence of hubs.

Secondly, we introduced the SVFR stochastic model to capture the information diffusion process on a network. The model encodes three types of user reactions to a message they receive: ignore, view or forward the message, and was shown to capture and explain three main properties of the WeChat cascade trees: the average path length, the degree variance and the tree size distribution. Our model calibration suggests that a WeChat user with a large number of friends tends to have a low probability to view a message shared by his/her friends. This finding can be supported by the cognitive and biological constraints of users as predicated by Dunbar's theory [47, 48].

The WeChat dataset served as excellent test bed enabling the above mentioned contributions due to the rich user actions it captures and related to the way how users react to the message forwarded to them. We believe, however, that our contributions can serve as a starting point to systematically explore the structure and dynamics of information diffusion in general social networks, not limited to WeChat. The proposed SVFR stochastic model can be applied to other online social networks as well to explore e.g. whether other types heterogeneity may exist. For example, the view or forward probability of a content may depend on the content. Another promising future research direction is to explore the time delay in the information diffusion model in order to explain e.g. how fast a message could reach a certain number of users.

Competing interests

The authors declare that they have no competing interests.

Author's contributions

Conceived and designed the experiment: LL, BQ, BC, HW. Performed the experiment: LL. Analyzed the data: LL, BQ, AH and HW. Wrote the paper: LL and HW. All authors read and approved the final manuscript.

Acknowledgements

The authors would like to thank Linnan He (The School of Communication and Design, Sun yat-sen University) and Yichong Bai (Fibonacci Consulting Co. Ltd.) for providing the WeChat dataset. We also wish to thank the National Natural Science Foundation of China under Grant No. 71673292, 61503402, 61403402, 61374185, 71373282.

Author details

¹College of Information System and Management, National University of Defense Technology, 410073 Changsha, China. ²Faculty of Electrical Engineering, Mathematics, and Computer Science, Delft University of Technology, Mekelweg 4, 2628 CD Delft, The Netherlands.

References

1. Kietzmann, J.H., Hermkens, K., McCarthy, I.P., Silvestre, B.S.: Social media? get serious! understanding the functional building blocks of social media. *Business horizons* **54**(3), 241–251 (2011)
2. Guille, A., Hacid, H., Favre, C., Zighed, D.A.: Information diffusion in online social networks: A survey. *ACM SIGMOD Record* **42**(2), 17–28 (2013)
3. Obar, J.A., Wildman, S.S.: Social media definition and the governance challenge—an introduction to the special issue. Available at SSRN 2663153 (2015)
4. Zhang, Z.-K., Liu, C., Zhan, X.-X., Lu, X., Zhang, C.-X., Zhang, Y.-C.: Dynamics of information diffusion and its applications on complex networks. *Physics Reports* **651**, 1–34 (2016)
5. Hughes, A.L., Palen, L.: Twitter adoption and use in mass convergence and emergency events. *International Journal of Emergency Management* **6**(3-4), 248–260 (2009)
6. Kaplan, A.M., Haenlein, M.: Users of the world, unite! the challenges and opportunities of social media. *Business horizons* **53**(1), 59–68 (2010)
7. Khondker, H.H.: Role of the new media in the arab spring. *Globalizations* **8**(5), 675–679 (2011)
8. Kwak, H., Lee, C., Park, H., Moon, S.: What is twitter, a social network or a news media? In: *Proceedings of the 19th International Conference on World Wide Web*, pp. 591–600 (2010). ACM
9. Bakshy, E., Hofman, J.M., Mason, W.A., Watts, D.J.: Everyone's an influencer: quantifying influence on twitter. In: *Proceedings of the Fourth ACM International Conference on Web Search and Data Mining*, pp. 65–74 (2011). ACM
10. Baños, R.A., Borge-Holthoefer, J., Moreno, Y.: The role of hidden influentials in the diffusion of online information cascades. *EPJ Data Science* **2**(1), 1 (2013)
11. Taxisidou, I., Fischer, P.M.: Online analysis of information diffusion in twitter. In: *Proceedings of the 23rd International Conference on World Wide Web*, pp. 1313–1318 (2014). ACM
12. Goel, S., Anderson, A., Hofman, J., Watts, D.J.: The structural virality of online diffusion. *Manage Sci* **62**(1), 180–196 (2015)
13. Bakshy, E., Rosenn, I., Marlow, C., Adamic, L.: The role of social networks in information diffusion. In: *Proceedings of the 21st International Conference on World Wide Web*, pp. 519–528 (2012). ACM
14. Cha, M., Mislove, A., Gummadi, K.P.: A measurement-driven analysis of information propagation in the flickr social network. In: *Proceedings of the 18th International Conference on World Wide Web*, pp. 721–730 (2009). ACM
15. Ghosh, R., Lerman, K.: A framework for quantitative analysis of cascades on networks. In: *Proceedings of the Fourth ACM International Conference on Web Search and Data Mining*, pp. 665–674 (2011). ACM
16. Bao, P., Shen, H.-W., Chen, W., Cheng, X.-Q.: Cumulative effect in information diffusion: empirical study on a microblogging network. *PloS one* **8**(10), 76027 (2013)
17. Feng, L., Hu, Y., Li, B., Stanley, H.E., Havlin, S., Braunstein, L.A.: Competing for attention in social media under information overload conditions. *PloS one* **10**(7), 0126090 (2015)
18. Li, Y., Qian, M., Jin, D., Hui, P., Vasilakos, A.V.: Revealing the efficiency of information diffusion in online social networks of microblog. *Information Sciences* **293**, 383–389 (2015)
19. Wang, R., Rho, S., Chen, B.-W., Cai, W.: Modeling of large-scale social network services based on mechanisms of information diffusion: Sina weibo as a case study. *Future Generation Computer Systems* (2016)
20. Zhang, B., Qian, Z., Lu, S.: Structure pattern analysis and cascade prediction in social networks. In: *Joint European Conference on Machine Learning and Knowledge Discovery in Databases*, pp. 524–539 (2016). Springer
21. Bounova, G., de Weck, O.: Overview of metrics and their correlation patterns for multiple-metric topology analysis on heterogeneous graph ensembles. *Physical Review E* **85**(1), 016117 (2012)
22. Crane, R., Sornette, D.: Robust dynamic classes revealed by measuring the response function of a social system. *Proceedings of the National Academy of Sciences* **105**(41), 15649–15653 (2008)
23. Wu, F., Huberman, B.A.: Novelty and collective attention. *Proceedings of the National Academy of Sciences* **104**(45), 17599–17601 (2007)
24. Richier, C., Altman, E., Elazouzi, R., Jimenez, T., Linares, G., Portilla, Y.: Bio-inspired models for characterizing youtube viewcount. In: *Advances in Social Networks Analysis and Mining (ASONAM), 2014 IEEE/ACM International Conference On*, pp. 297–305 (2014). IEEE
25. Cheng, J., Adamic, L.A., Kleinberg, J.M., Leskovec, J.: Do cascades recur? In: *International Conference on World Wide Web* (2016)
26. Goldenberg, J., Libai, B., Muller, E.: Talk of the network: A complex systems look at the underlying process of word-of-mouth. *Marketing letters* **12**(3), 211–223 (2001)
27. Granovetter, M.: Threshold models of collective behavior. *American journal of sociology*, 1420–1443 (1978)
28. Li, Q., Braunstein, L.A., Wang, H., Shao, J., Stanley, H.E., Havlin, S.: Non-consensus opinion models on complex networks. *Journal of Statistical Physics* **151**(1), 92–112 (2013). doi:10.1007/s10955-012-0625-4
29. Qu, B., Li, Q., Havlin, S., Stanley, H.E., Wang, H.: Nonconsensus opinion model on directed networks. *Phys. Rev. E* **90**, 052811 (2014). doi:10.1103/PhysRevE.90.052811
30. Hethcote, H.W.: The mathematics of infectious diseases. *SIAM review* **42**(4), 599–653 (2000)
31. Pastor-Satorras, R., Vespignani, A.: Epidemic spreading in scale-free networks. *Physical review letters* **86**(14), 3200 (2001)
32. Newman, M.E.: Spread of epidemic disease on networks. *Physical review E* **66**(1), 016128 (2002)
33. Yang, J., Leskovec, J.: Modeling information diffusion in implicit networks. In: *2010 IEEE International Conference on Data Mining*, pp. 599–608 (2010). IEEE
34. Tencent: Tencent Announces 2016 Second Quarter and Interim Results. <http://www.tencent.com/en-us/ir/news/2016.shtml>
35. Li, Z., Chen, L., Bai, Y., Bian, K., Zhou, P.: On diffusion-restricted social network: A measurement study of wechat moments. arXiv preprint arXiv:1602.00193 (2016)

36. Anderson, A., Huttenlocher, D., Kleinberg, J., Leskovec, J., Tiwari, M.: Global diffusion via cascading invitations: Structure, growth, and homophily. In: Proceedings of the 24th International Conference on World Wide Web, pp. 66–76 (2015). ACM
37. Rudas, A., Tóth, B., Valkó, B.: Random trees and general branching processes. arXiv preprint math/0503728 (2005)
38. Krapivsky, P.L., Redner, S.: Organization of growing random networks. *Physical Review E* **63**(6), 066123 (2001)
39. Schiavenza, M.: Wechat—not weibo—is the chinese social network to watch. *The Atlantic* **30** (2013)
40. Lien, C.H., Cao, Y.: Examining wechat users' motivations, trust, attitudes, and positive word-of-mouth: Evidence from china. *Computers in Human Behavior* **41**, 104–111 (2014)
41. Wiener, H.: Structural determination of paraffin boiling points. *Journal of the American Chemical Society* **69**(1), 17–20 (1947)
42. Li, C., Wang, H., de Haan, W., Stam, C.J., Miegheem, P.V.: The correlation of metrics in complex networks with applications in functional brain networks. *Journal of Statistical Mechanics: Theory and Experiment* **2011**(11), 11018 (2011)
43. Kunegis, J., Blattner, M., Moser, C.: Preferential attachment in online networks: Measurement and explanations. In: Proceedings of the 5th Annual ACM Web Science Conference, pp. 205–214 (2013). ACM
44. Su, C., Feng, Q., Hu, Z.: Uniform recursive trees: Branching structure and simple random downward walk. *Journal of mathematical analysis and applications* **315**(1), 225–243 (2006)
45. Van Mieghem, P.: *Performance Analysis of Complex Networks and Systems*. Cambridge University Press, Cambridge, United Kingdom (2014)
46. Szabó, G., Alava, M., Kertész, J.: Shortest paths and load scaling in scale-free trees. *Physical Review E* **66**(2), 026101 (2002)
47. Dunbar, R.I.M.: Neocortex size as a constraint on group size in primates. *Journal of Human Evolution* **22**(6), 469–493 (1992). doi:[10.1016/0047-2484\(92\)90081-J](https://doi.org/10.1016/0047-2484(92)90081-J)
48. Gonçalves, B., Perra, N., Vespignani, A.: Modeling users' activity on twitter networks: Validation of dunbar's number. *PLOS ONE* **6**(8), 1–5 (2011). doi:[10.1371/journal.pone.0022656](https://doi.org/10.1371/journal.pone.0022656)
49. Barabási, A.-L., Albert, R.: Emergence of scaling in random networks. *science* **286**(5439), 509–512 (1999)
50. Newman, M.E.: Power laws, pareto distributions and zipf's law. *Contemporary physics* **46**(5), 323–351 (2005)
51. Clauset, A., Shalizi, C.R., Newman, M.E.: Power-law distributions in empirical data. *SIAM review* **51**(4), 661–703 (2009)
52. Hernandez, J.M., Kleiberg, T., Wang, H., Miegheem, P.V.: A qualitative comparison of power law generators. In: International Symposium on Performance Evaluation of Computer and Telecommunication Systems (SPECTS 2007) (2007)
53. Cohen, R., Erez, K., Ben-Avraham, D., Havlin, S.: Resilience of the internet to random breakdowns. *Physical review letters* **85**(21), 4626 (2000)
54. Goel, S., Watts, D.J., Goldstein, D.G.: The structure of online diffusion networks. In: Proceedings of the 13th ACM Conference on Electronic Commerce, pp. 623–638 (2012). ACM