

Material-Independent Modes of Arbitrarily Shaped Homogeneous Scatterers

Carlo Forestiere, Giovanni Miano, Guglielmo Rubinacci, Antonello Tamburrino, Roberto Tricarico and Salvatore Ventre

Abstract—We introduce an alternative representation of the electromagnetic field scattered by a homogeneous object of arbitrary shape at a given frequency, in terms of a set of modes independent of its permittivity. This is accomplished by introducing an auxiliary eigenvalue problem, based on a volume integral operator. With this modal basis the expansion coefficients of the scattered field are simple rational functions of the permittivity of the scatterer. We show, by studying the electromagnetic scattering from a sphere and a cylinder of dimensions comparable to the incident wavelength, that only a moderate number of modes is needed to accurately describe the scattered far field.

This method can be used to investigate resonant scattering phenomena, including plasmonic and photonic resonances, and to design the permittivity of the object to pursue a prescribed tailoring of the scattered field. Moreover, the presented modal expansion is computationally advantageous compared to direct solution of the volume integral equation when the scattered field has to be computed for many different values of the dielectric permittivity, given the size and shape of the dielectric body.

Index Terms—Eigenvalues and eigenfunctions, Integral Equations, Frequency domain analysis, Maxwell Equations, Resonance, Scattering.

I. INTRODUCTION

The solution of the scattering problem obtained by the majority of analytical and numerical method is often expressed in a form where the contributions of the material and of the geometry are interwoven and cannot be separated. For instance, in the Mie theory for the electromagnetic scattering from spherical homogeneous objects the electric size and the permittivity both appear in the argument of the vector spherical wave functions, and, as a consequence, the Mie expansion coefficients are complicated function of their combination. Similar considerations hold true also when the scattering problem is solved by using Volume Integral Equations (VIE) [1], [2], [3], [4], [5], Surface Integral Equations (SIE) [6] or the Finite Difference Time Domain (FDTD) [7] solvers. Thus, the complex dependence of the solution of the scattering problem on the permittivity makes the design of the material to achieve assigned constraints on the scattered field complicated.

Over the years some authors have investigated the possibility of separating the dependence on the material properties from the dependence on the geometry by representing the

scattered field in terms of a set of modes independent of the permittivity of the scatter. In the following we denote these modes as Material Independent Modes (MIMs). MIMs have been calculated in the quasi-static limit [8], [9], [10], [11], [4], for the scalar Mie scattering [12]. They have been also derived within the quasi-static [13] and retarded [14] single dipole approximation.

More recently, MIMs have been derived for the full-retarded vector scattering by a homogeneous sphere [15], by a coated sphere [16], and by a flat slab [17]. Furthermore, it has been also shown that the investigation of the eigenvalues associated to the MIM unveils important structural properties of plasmonic and photonic resonances [18]. The expansion of the scattered field in terms of MIMs leads to a natural separation of the contributions of the permittivity and of the geometry because the corresponding expansion coefficients are simple rational functions of the permittivity, whereas the MIMs depend solely on the geometry. This fact has suggested a straightforward methodology to design the permittivity of the object to pursue a prescribed tailoring of the scattered field, including the cancellation of the backscattering, the suppression of a given multipolar order, and the maximization of the scattered field in the near-field zone [15], [16].

Deriving a general and accurate method to compute MIMs of arbitrarily shaped particle is a problem of great importance that has been addressed so far only in the electrostatic regime [11], [4]. In this paper, we tackle this problem by introducing a general approach for the calculation of MIM in arbitrary shaped homogeneous particles based on a volume integral formulation of the Maxwell's equation. This approach reduces to the one presented in Ref. [4] in the electrostatic limit. The problem unknown is the sum of the conduction and polarization current densities. It is represented in terms of its loop and star components.

The MIMs are not the only modes that can be defined starting from the full-wave electromagnetic scattering problem in the frequency domain. Different choices are possible resulting in different kind of modes. Here, we briefly outline two alternative mode definitions, the quasi normal modes and the characteristic modes, pointing out their profound differences with the MIMs.

The Quasi Normal Modes (QNM), also known as morphology dependent modes and leaky modes [19], [20] are often used to investigate open systems. Reviews of QNM can be found in different contexts, including light scattering [21] and nanophotonics [22]. The QNMs are not orthogonal in the usual sense, moreover they diverge exponentially at large distances [22]. Therefore, to be used in any practical

C. Forestiere, G. Miano, G. Rubinacci and R. Tricarico are with the Department of Electrical Engineering and Information Technology, Università degli Studi di Napoli Federico II, via Claudio 21, Napoli, 80125, Italy,

A. Tamburrino and S. Ventre are with the Department of Electrical and Information Engineering, Università di Cassino e del Lazio Meridionale, Cassino, Italy

A. Tamburrino is with the Department of Electrical and Computer Engineering, Michigan State University, East Lansing, MI 48824 USA

application they need to be normalized [23]. QNM of an homogeneous dielectric object do depend on the material, shape and size but are independent of the frequency.

Characteristic modes (CMs), also known as characteristic currents, were first introduced for perfect conductors by the pioneering works of R. J. Garbacz [24], [25], R. F. Harrington and J. Mautz [26]. Later, Harrington et al. have proposed generalization of CMs to structures with dielectric and magnetic materials [27], [28]. CMs have been extensively used in the analysis and design of radiation and scattering of two and three dimensional objects [29], providing guidance for tailoring the excitation of antennas or scatterers to selectively excite desirable radiation modes. CMs have been also used as a set of basis functions for the solution of the scattering problem from an array of small objects [30], resulting in significant reduction of the total number of unknowns compared to a standard MoM approach. The CMs modes are real and satisfy a weighted orthogonality. Although CMs are independent of the excitation, they do depend on the shape, size, frequency, and material composition of the scattering object.

The layout of the paper is as follows. In Sec. II we derive an auxiliary eigenvalue problem which defines the MIMs starting from a volume integral formulation of the Maxwell's equations. We also discuss the main properties of the eigenvalues and of the associated modes. Then, in Sec. III we introduce the numerical discretization of the unknowns in terms of the star and loop shape functions. We provide the explicit expression of the matrix equations. Thus, we use the MIMs to expand the scattered field in the presence of an arbitrary external excitation. In Sec. IV we apply the introduced numerical approach to compute the MIMs of a sphere and a cylinder of dimensions comparable to the incident wavelength. In particular, the eigenvalues associated to MIMs of a homogeneous sphere are validated against analogous quantities evaluated through an independent approach [15]. The scattering cross section and the radiation diagrams of both sphere and cylinder are obtained starting from MIMs, and compared against the Mie theory and a surface integral formulation of the Maxwell's equations. It is also shown by numerical examples that only few modes are necessary to represent the far field scattered by a dimension comparable to the wavelength. A scenario, in which the presented method is computational advantageous compared to the direct solution of the volume integral equations is also illustrated.

II. MATHEMATICAL MODEL

Let us consider an isotropic and homogeneous material occupying a volume Ω , which is bounded by a closed surface $\partial\Omega$ with outward-pointing normal $\hat{\mathbf{n}}$. The medium is non-magnetic with relative permittivity $\varepsilon_R(\omega) = \varepsilon'_R(\omega) + i\varepsilon''_R(\omega)$, surrounded by vacuum. The object is excited by a time harmonic electromagnetic field incoming from infinity $\text{Re}\{\mathbf{E}_i(\mathbf{r})e^{-i\omega t}\}$. Let \mathbf{E}_S^+ and \mathbf{E}_S^- be the scattered electric fields in Ω and $\mathbb{R}^3 \setminus \Omega$, respectively.

Following Ref. [31], we now consider the generalized current density in the material region:

$$\mathbf{J}(\mathbf{r}) = \begin{cases} -i\omega\varepsilon_0\chi(\omega)(\mathbf{E}_S^+(\mathbf{r}) + \mathbf{E}_i(\mathbf{r})) & \mathbf{r} \in \Omega \\ \mathbf{0} & \mathbf{r} \in \mathbb{R}^3 \setminus \Omega \end{cases} \quad (1)$$

where $\chi(\omega) = \varepsilon_R(\omega) - 1$ is the dielectric susceptibility, and ε_0 is the free space dielectric constant. We choose \mathbf{J} as the problem's unknown. This fact allows us to limit the discretization only to the material regions and to recast the problem as a volume integral equation whose kernel is the free-space Green function [32], [33], [31].

We express the electric field produced by \mathbf{J} in terms of the vector and scalar potentials, assuming the Lorenz gauge. The vector and scalar potentials can be directly obtained from the current density and surface charge density through the scalar free space Green function $g(\mathbf{r}) \triangleq e^{ik_0 r}/(4\pi r)$, $k_0 = \omega/c$, and c is the speed of light in vacuum. Therefore, the electric field \mathbf{E}_S^+ sustained by \mathbf{J} is:

$$\begin{aligned} \mathbf{E}_S^+(\mathbf{r}) = & +i\omega\mu_0 \iiint_{\Omega} \mathbf{J}(\mathbf{r}') g(\mathbf{r} - \mathbf{r}') dV' \\ & + \frac{1}{i\omega\varepsilon_0} \nabla \oint_{\partial\Omega} \mathbf{J}(\mathbf{r}') \cdot \hat{\mathbf{n}}(\mathbf{r}') g(\mathbf{r} - \mathbf{r}') dS' \quad \forall \mathbf{r} \in \Omega, \end{aligned} \quad (2)$$

where the quantity \mathbf{J} occurring in the surface integral on the r.h.s. represents the limit of the volume current \mathbf{J} along the normal to $\partial\Omega$ as the evaluation point approaches the surface from the internal face of $\partial\Omega$. By combining Eqs. 1 and 2, we obtain the volume integral equation in terms of the unknown \mathbf{J} :

$$\chi^{-1} \mathbf{J}(\mathbf{r}) - \mathcal{L}\{\mathbf{J}\}(\mathbf{r}) = -i\omega\varepsilon_0 \mathbf{E}_i(\mathbf{r}) \quad \forall \mathbf{r} \in \Omega, \quad (3)$$

where we have introduced the operator $\mathcal{L}\{\cdot\}$

$$\begin{aligned} \mathcal{L}\{\mathbf{J}\}(\mathbf{r}) = & -\nabla \oint_{\partial\Omega} \mathbf{J} \cdot \hat{\mathbf{n}}(\mathbf{r}') g(\mathbf{r} - \mathbf{r}') dS' \\ & + k_0^2 \iiint_{\Omega} \mathbf{J}(\mathbf{r}') g(\mathbf{r} - \mathbf{r}') dV' \quad \forall \mathbf{r} \in \Omega. \end{aligned} \quad (4)$$

Aiming at the reduction of the scattering problem to an algebraic form, we introduce the following auxiliary eigenvalue problem

$$\mathcal{L}\{\mathbf{u}\}(\mathbf{r}) = \sigma \mathbf{u}(\mathbf{r}) \quad (5)$$

where σ is the eigenvalue. The adjoint of the operator of \mathcal{L} is

$$\mathcal{L}^\dagger = \mathcal{L}^* \quad (6)$$

Therefore, the operator \mathcal{L} is not self-adjoint but symmetric. Its eigenvalues are complex with $\text{Im}\{\sigma_r^{-1}\} < 0$. The eigenmodes \mathbf{u}_r and \mathbf{u}_s corresponding to different eigenvalues σ_r and σ_s are not orthogonal in the usual sense, i.e. $\langle \mathbf{u}_r^*, \mathbf{u}_s \rangle_\Omega \neq 0$, where

$$\langle \mathbf{A}, \mathbf{B} \rangle_V = \iiint_V \mathbf{A} \cdot \mathbf{B} dV. \quad (7)$$

Nevertheless, it can be proved that

$$\langle \mathbf{u}_r, \mathbf{u}_s \rangle_\Omega = 0 \quad \text{for } \sigma_r \neq \sigma_s, \quad (8)$$

We denote with \mathbf{C}_r the electric field produced in the whole space by the current \mathbf{u}_r . By considering the volume integral

of the quantity $\nabla \cdot [\mathbf{C}_r \times \nabla \times \mathbf{C}_r^*]$ over $\mathbb{R}^3 \setminus \bar{\Omega}$, exploiting the divergence theorem, and the properties of the eigenfunctions we readily obtain

$$\text{Re} \{ \sigma_r^{-1} \} = + \frac{1}{\|\mathbf{C}_r\|_{\Omega}^2} \left(\frac{\|\nabla \times \mathbf{C}_r\|_{\mathbb{R}^3}^2}{k_0^2} - \|\mathbf{C}_r\|_{\mathbb{R}^3}^2 \right), \quad (9)$$

$$\text{Im} \{ \sigma_r^{-1} \} = - \frac{1}{\|\mathbf{C}_r\|_{\Omega}^2} \oint_{S_{\infty}} \frac{|\mathbf{C}_r|^2}{k_0} dS, \quad (10)$$

where $\|\mathbf{A}\|_V^2 = \langle \mathbf{A}^*, \mathbf{A} \rangle_V$ and S_{∞} is an auxiliary closed surface enclosing the scatterer and contained in the far zone. Equation 10 suggests that $\text{Re} \{ \sigma_r^{-1} \}$ does not have a definite sign, while $\text{Im} \{ \sigma_r^{-1} \}$ is strictly negative. In particular, $\text{Im} \{ \sigma_r^{-1} \}$ is proportional to the contribution of the corresponding mode to the power radiated to infinity, accounting for its radiative losses.

III. NUMERICAL FORMULATION

Following [31], we split the unknown \mathbf{J} into the sum of its loop and star components, denoted by \mathbf{J}_L and \mathbf{J}_S , respectively, namely:

$$\mathbf{J} = \mathbf{J}_L + \mathbf{J}_S, \quad (11)$$

where:

$$\begin{aligned} \nabla \cdot \mathbf{J}_L &= 0 \text{ in } \bar{\Omega}, & \mathbf{J}_L \cdot \hat{\mathbf{n}} &= 0 \text{ on } \partial\Omega, \\ \nabla \cdot \mathbf{J}_S &= 0 \text{ in } \bar{\Omega}, & \mathbf{J}_S \cdot \hat{\mathbf{n}} &\neq 0 \text{ on } \partial\Omega. \end{aligned}$$

Thus, we introduce a finite-dimensional approximation of the currents \mathbf{J}_L , \mathbf{J}_S in terms of linear combinations of suitable shape functions, namely \mathbf{w}_k^L 's and \mathbf{w}_k^S 's, respectively. The k -th loop shape function \mathbf{w}_k^L is associated to the k -th edge of the finite element discretization of the volume Ω , and it is defined as the curl of the k -th edge-element shape functions \mathbf{N}_k :

$$\mathbf{w}_k^L(\mathbf{r}) = \nabla \times \mathbf{N}_k(\mathbf{r})$$

The shape functions \mathbf{w}_k^S 's are used to discretize the star component \mathbf{J}_S describing the effects due to the surface charges appearing on the boundary $\partial\Omega$. The function \mathbf{w}_k^S is defined as the curl of the k -th edge-element shape function corresponding to an edge on $\partial\Omega$.

Then, the unknown current density distribution is represented, at the discrete level, as

$$\mathbf{J} = \sum_{k=1}^{N_L} I_k^L \mathbf{w}_k^L + \sum_{k=1}^{N_S} I_k^S \mathbf{w}_k^S, \quad (12)$$

where the coefficients I_k^L 's and I_k^S 's are the degrees of freedom (DoFs) for the loop and star components, while N_L , N_S are the number of loop and star functions involved in the discretization. Their sum correspond to the total number of degrees of freedom $N_{DoF} = N_L + N_S$.

We obtain the discrete model, by first substituting the current representation of Eq. 12 into the integral equation 5, and by then applying the Galerkin method, projecting along the loop and the star shape functions. Following the outlined steps, we arrive at the generalized eigenvalue problem:

$$\mathbf{KI} = \sigma \mathbf{RI}, \quad (13)$$

where σ is the eigenvalue,

$$\mathbf{K} = k_0^2 \mathbf{L} - \mathbf{D}, \quad (14)$$

and the block matrices and vector are defined as:

$$\begin{aligned} \mathbf{R} &= \begin{bmatrix} \mathbf{R}_{LL} & \mathbf{R}_{LS} \\ \mathbf{R}_{SL} & \mathbf{R}_{SS} \end{bmatrix}, & \mathbf{L} &= \begin{bmatrix} \mathbf{L}_{LL} & \mathbf{L}_{LS} \\ \mathbf{L}_{SL} & \mathbf{L}_{SS} \end{bmatrix}, \\ \mathbf{D} &= \begin{bmatrix} \mathbf{0} & \mathbf{0} \\ \mathbf{0} & \mathbf{D}_{SS} \end{bmatrix}, & \mathbf{I} &= \begin{bmatrix} \mathbf{I}^L \\ \mathbf{I}^S \end{bmatrix}. \end{aligned}$$

The generic occurrences of the block matrices \mathbf{R} and \mathbf{L} are:

$$(\mathbf{R}_{\alpha\beta})_{pq} = \iiint_{\Omega} \mathbf{w}_p^{\alpha}(\mathbf{r}) \cdot \mathbf{w}_q^{\beta}(\mathbf{r}) dV$$

$$(\mathbf{L}_{\alpha\beta})_{pq} = \iiint_{\Omega} \iiint_{\Omega} \mathbf{w}_p^{\alpha}(\mathbf{r}) \cdot \mathbf{w}_q^{\beta}(\mathbf{r}') g(\mathbf{r} - \mathbf{r}') dV dV'$$

$\forall \alpha, \beta \in \{L, S\}$. The non-vanishing elements of the matrix \mathbf{D} are:

$$\begin{aligned} (\mathbf{D}_{SS})_{pq} &= \\ \oint_{\partial\Omega} \oint_{\partial\Omega} (\mathbf{w}_q^S \cdot \hat{\mathbf{n}}')(\mathbf{r}') (\mathbf{w}_p^S \cdot \hat{\mathbf{n}})(\mathbf{r}) g(\mathbf{r} - \mathbf{r}') dS' dS. \end{aligned}$$

We denote the numerical eigenvalues with σ_h and the corresponding eigenvectors with \mathbf{I}_h . The eigenvectors are not orthogonal in the usual sense but we have:

$$\mathbf{I}_h^T \mathbf{R} \mathbf{I}_k = 0 \quad \sigma_h \neq \sigma_k. \quad (15)$$

Exploiting similar steps, we obtain the discretization of the non-homogeneous problem of Eq. 3.

$$\chi^{-1} \mathbf{R} \mathbf{I} - \mathbf{K} \mathbf{I} = \mathbf{V} \quad (16)$$

where

$$\mathbf{V} = \begin{bmatrix} \mathbf{V}^L \\ \mathbf{V}^S \end{bmatrix},$$

$$(\mathbf{V}^{\alpha})_p = \iiint_{\Omega} \mathbf{w}_p^{\alpha} \cdot \mathbf{E}_i dV, \quad \forall \alpha \in \{L, S\}.$$

By expanding the solution \mathbf{I} of the discrete problem in terms of the eigenvalues σ_h and the eigenvectors \mathbf{I}_h of Eq. 13 we obtain:

$$\mathbf{I} = \sum_{h=1}^{N_{DoF}} \frac{1}{\chi^{-1} - \sigma_h} \frac{\mathbf{I}_h^T \mathbf{V}}{\mathbf{I}_h^T \mathbf{R} \mathbf{I}_h} \mathbf{I}_h \quad (17)$$

The eigenvalues σ_h and the eigenvectors \mathbf{I}_h are permittivity independent, and they depend on the shape and size of the dielectric object, and on the frequency. The permittivity appears in the multiplicative factors only as $1/(\chi^{-1} - \sigma_h)$.

In the next sections, we refer to the introduced method as MIM-VIE.

IV. NUMERICAL RESULTS

We carried out the computation presented in this section on a cluster of 25 Intel Xeon CPU E5-2690 cores operating at 2.90GHz and equipped with 128 GB of RAM memory. The Fortran library ARPACK [34] has been used for the calculation of the generalized eigenvalues and eigenvectors of Eq. 13. These routines are based upon an algorithmic variant of the Arnoldi process called the Implicitly Restarted

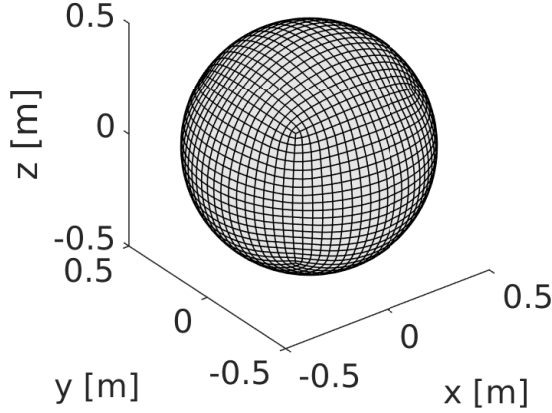


Fig. 1. Hexahedral volume mesh of the investigated sphere (diameter $D = \lambda$). It features $N_p = 26075$ points and $N_e = 24800$ elements, leading to $N_L = 48401$ loop shape functions, and $N_S = 2399$ star shape functions, corresponding to a total of 50800 complex unknowns.

Arnoldi Method (IRAM) [34]. In particular, we compute N_{LR} eigenvalues of largest real part, N_{SR} eigenvalues of smallest real part, N_{LI} eigenvalues of largest imaginary part, N_{SI} eigenvalues of smallest imaginary part, and we consider the union of these four sets, whose dimension is denoted with N_{tot} . We set $N_{LR} = N_{SR} = N_{LI} = N_{SI} = 200$ and a converge tolerance $\tau = 10^{-2}$. It is apparent that $N_{tot} \leq N_{LR} + N_{SR} + N_{LI} + N_{SI}$, because these four sets may have finite intersection.

Subsequently, we filter the modes by retaining only those associated to the eigenvalues located outside a box centred in the origin of the complex plane, satisfying simultaneously the following criteria

$$\begin{aligned} |\operatorname{Re}\{\sigma_h\}| &> \xi \cdot \max_{k=1 \dots N_{tot}} |\operatorname{Re}\{\sigma_k\}| \\ |\operatorname{Im}\{\sigma_h\}| &> \xi \cdot \max_{k=1 \dots N_{tot}} |\operatorname{Im}\{\sigma_k\}| \end{aligned} \quad (18)$$

where we assumed $\xi = 10^{-3}$. We denote with h_{max} the total number of modes which pass this filter. In this section, we restrict the sum of Eq. 17 to only these h_{max} MIMs.

In this sum, we investigate the scattering cross section and the radiation patterns of a sphere and a cylinder by using the MIMs expansion. They are excited by a plane wave of unit intensity polarized along \hat{x} and propagating along \hat{z} ,

$$\mathbf{E}_i = e^{ik_0 z} \hat{\mathbf{x}} \quad (19)$$

In particular, the scattering cross section is [35], [36]:

$$C_{sca} = \frac{c_0}{\omega} \oint_{S_c} \hat{\mathbf{e}}_r \cdot \operatorname{Im} \left\{ (\nabla \times \mathbf{E}_S)^* \times \mathbf{E}_S \right\} dS, \quad (20)$$

where S_c is an auxiliary surface enclosing Ω . It is worth noting that interference among several MIMs may take place in the total scattered power, because the MIMs are not orthogonal [18]. The radiation pattern is [36]

$$\mathbf{E}_S^\infty(\theta, \phi) = \lim_{r \rightarrow \infty} [r e^{-ik_0 r} \mathbf{E}_S^-(r, \theta, \phi)]. \quad (21)$$

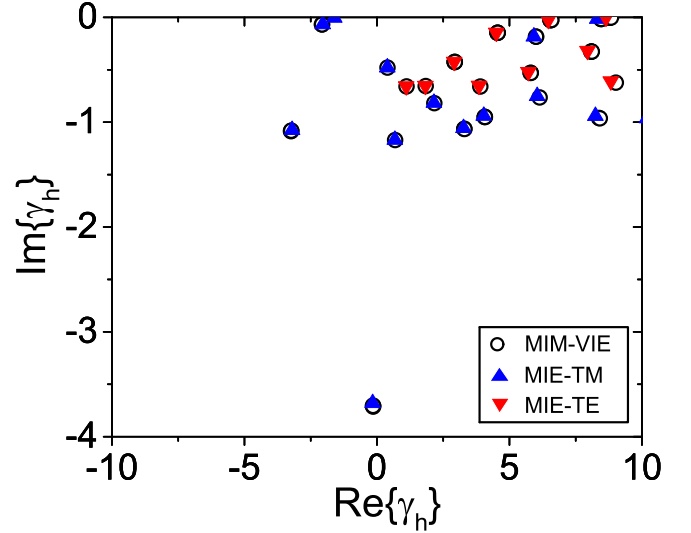


Fig. 2. Quantities $\gamma_h = \sigma_h^{-1} + 1$ represented in the complex plane, where σ_h are the eigenvalues of Eq. 13 (black open circle) for a sphere with diameter $D = \lambda$. Analogous quantity evaluated with the approach of Ref. [15] for the TM (blue up-pointing triangles) and TE (red down-pointing triangles) modes.

A. Sphere

Let us consider a homogeneous sphere of diameter $D = \lambda$, where λ is the wavelength in vacuum. The hexahedral volume mesh of the sphere used for the MIM calculations is shown in Fig. 1, and its detailed characteristics are described in the caption. The union of the four set of eigenvalues evaluated through the ARPACK routine contains $N_{tot} = 466$ elements. After the filtering process of Eq. 18, we only retain $h_{max} = 147$ eigenvalues. First, we validate the calculation of the eigenvalues σ_h against the corresponding quantities calculated by using the approach introduced in Ref. [15]. The latter approach consists in numerically finding the roots of a polynomial, whose coefficients are known analytically for a sphere.

For simplicity of representation, we compare the quantities $\gamma_h = \sigma_h^{-1} + 1$. In Fig. 2, we show with a black circle the γ_h 's associated to the eigenvalues calculated with the approach introduced in this paper, with a red down-pointing triangle the same quantity associated to magnetic (TE) modes, and with a blue up-pointing triangle the eigenvalues associated to electric (TM) modes, both calculated by using Ref. [15]. Only the γ_h 's belonging to the box of the complex plane $[-10, 10] \times [-4, 0]$ are shown. A small error is appreciable only for moderately positive $\operatorname{Re}\{\gamma_h\}$, where the MIM-VIE method tend to overestimate the real part of γ_h . It is worth noting that the quantities shown in Fig. 2 depend neither on the excitation conditions nor on the permittivity ε_R , but they solely depend on the quantity D/λ .

Next, in Fig. 3 we show the scattering cross section C_{sca} as a function of the real part of its permittivity $\varepsilon'_R \in [-10, 10]$, whereas the imaginary part is fixed to the value $\varepsilon''_R = 0.1$. The sphere is excited by the plane wave of Eq. 19 with $\lambda = 1m$. We computed C_{sca} using Eqs. 20 and 17 by only using $h_{max} = 147$ MIMs. As a reference solution we use the

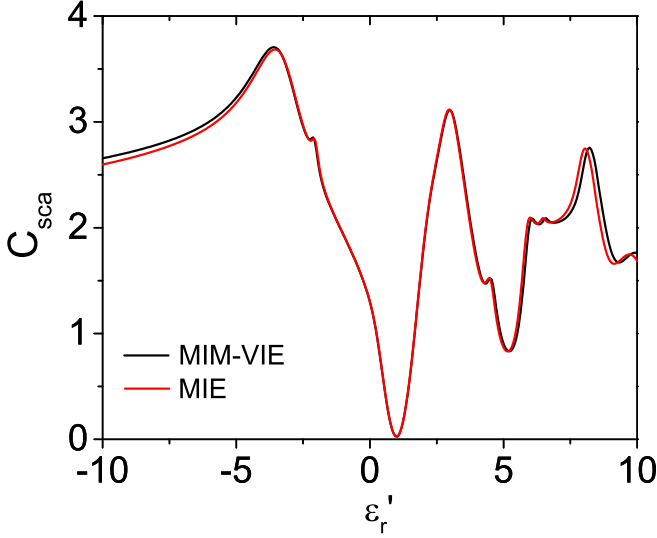


Fig. 3. Scattering Cross Section C_{sca} of an isolated sphere of diameter $D = \lambda = 1m$ with permittivity $\varepsilon_R = \varepsilon'_R + i\varepsilon''_R$ excited by a linearly polarized plane wave as a function of ε'_R . We assumed $\varepsilon''_R = 0.1$. We computed C_{sca} starting from $h_{max} = 147$ MIMs using VIE approach (black curve) and by the standard Mie theory by using $n_{max} = 10$.

standard Mie Theory [37], where the scattered electric field has been expanded in terms of vector spherical wave functions (VSWFs):

$$\mathbf{E}_S^- = \sum_{n=1}^{n_{max}} E_n \left(ia_n \mathbf{N}_{e1n}^{(3)}(k_0 \mathbf{r}) - b_n \mathbf{M}_{o1n}^{(3)}(k_0 \mathbf{r}) \right) \quad (22)$$

where a_n and b_n are the Mie scattering coefficients, which can be found in Ref. [37] and $E_n = i^n(2n+1)/[n(n+1)]$ and the cross section is obtained by

$$C_{sca} = \frac{2\pi}{k_0^2} \sum_{n=1}^{n_{max}} (2n+1) (|a_n|^2 + |b_n|^2) \quad (23)$$

where we assumed $n_{max} = 10$. The functions $\mathbf{N}_{emn}^{(3)}$ and $\mathbf{M}_{omn}^{(3)}$ are the VSWFs of the radiative kind and the subscripts e and o denote even and odd azimuthal dependence. Overall we achieved a very good agreement. A slight shift of the peaks of the MIM-VIE solution with respect to the reference Mie solution can be appreciated for moderate positive permittivities, due to the overestimation of the real part of the eigenvalues, already apparent in Fig. 2.

Next, we show in Fig. 4 the radiation pattern intensity defined in Eq. 21 as a function of the inclination angle θ in the zx plane (a),(c) and in the yz plane (b),(d). The sphere is excited by the plane wave of Eq. 19 with $\lambda = 1$. The angles $\theta = 0$ and $\theta = \pi$ correspond to the directions of forward- and back-scattering, respectively. We assumed a permittivity $\varepsilon_R = 5 + 0.1i$, and we performed the calculation using Eq. 17 with $h_{max} = 147$ (black line) and by the standard Mie theory (red line). We obtained very good agreement.

In conclusion, the introduced approach correctly evaluates the eigenvalues σ_h of a sphere of diameter $D = \lambda$. Moreover, it is also capable to accurately compute the scattering cross

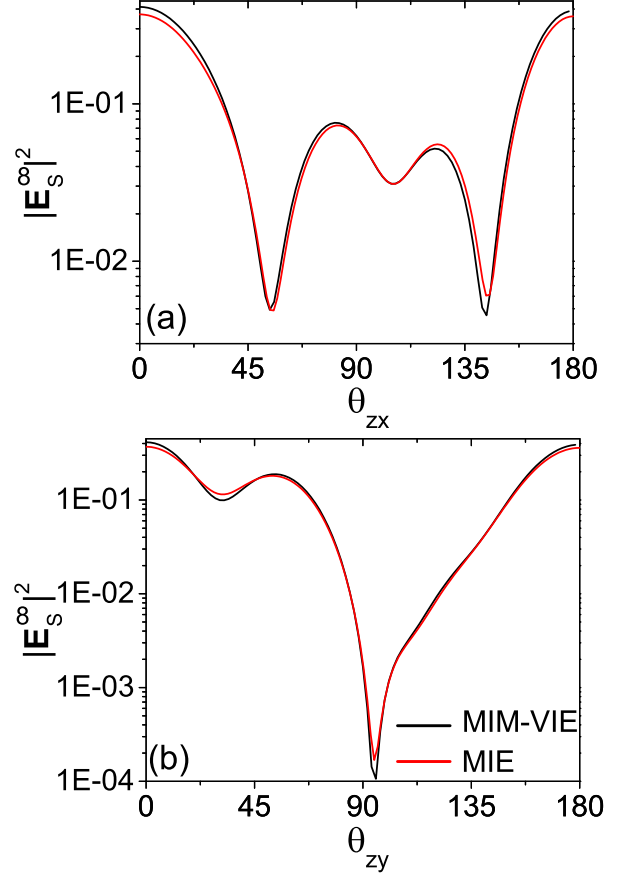


Fig. 4. Radiation diagram of the electric field scattered from the homogeneous sphere with diameter $D = \lambda = 1m$, as a function of the inclination angle θ in zx plane (a) and in the yz plane (b). The solution has been evaluated starting from $h_{max} = 147$ MIMs computed with the VIE formulation (black line), and with the Mie theory with $n_{Fmax} = 10$ (red line).

section and the radiation diagrams by using only a moderate number of MIMs.

We now show that the MIM-VIE solution may be computationally advantageous in a scenario relevant to practical applications if compared to a direct solution of the VIE, namely

$$\mathbf{I} = (\chi^{-1} \mathbf{R} - \mathbf{K})^{-1} \mathbf{V}. \quad (24)$$

First, let us derive the time needed for the calculation of the scattering response at a given frequency of a number n_{ε_R} of different spheres of given size and shape, but having n_{ε_R} different values of ε_R , by using both the MIM-VIE and the VIE solvers. The cumulative time for assembling both matrices \mathbf{K} and \mathbf{R} on 25 processors is the same for both approaches, namely $t_{ASM} = 2h12m$. The total time needed for the calculation of the four sets of eigenvalues and corresponding MIMs is $t_{EIG} = 1h35m$. The total time needed for the MIM-VIE formulation is with good approximation independent of n_{ε_R} , being approximately $t_{MIM-VIE} \approx t_{ASM} + t_{EIG}$. For the direct VIE solution, we have to find the solution of a different linear system for each of the n_{ε_R} values of permittivity. We accomplished this task by LU factorization

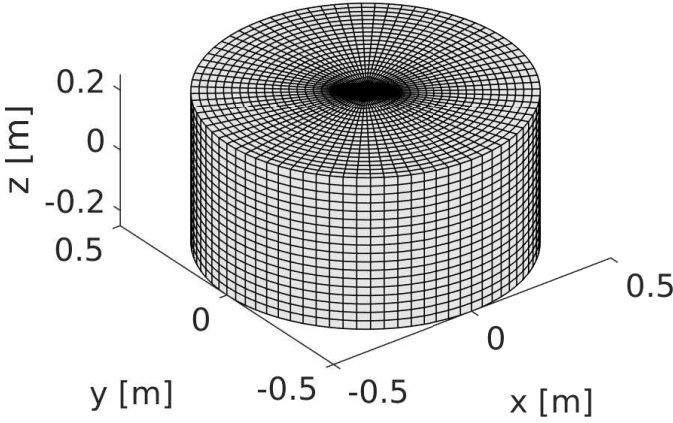


Fig. 5. Hexahedral volume mesh of the investigated cylinder (diameter $D = \lambda$, height $H = \lambda/2$). It features 37183 points and 34488 elements, which correspond to $N_L = 66341$ loop shape functions, and $N_S = 5271$ star shape functions, corresponding to a total of 71612 complex unknowns.

using the ScaLAPACK routine called PZGETRF [38]. This process requires a time $t_{\text{FCT}} = 11m$. Therefore, the total time is $t_{\text{VIE}} = t_{\text{ASM}} + n_{\varepsilon_R} \times t_{\text{FCT}}$. The break-even value of n_{ε_R} , in correspondence of which the MIM-VIE method becomes computationally advantageous compared to a direct VIE solution, is $n_{\varepsilon_R} \approx 9$. It is also worth to point out that if we are interested in finding the scattering response of the object for just one value of permittivity, i.e. $n_{\varepsilon_R} = 1$, the MIM-VIE solution is roughly 1.6 times slower than the direct VIE solution.

B. Cylinder

We now consider a cylinder of diameter λ and height $H = 0.5\lambda$. The finite elements mesh (hexahedral elements) is shown in Fig. 5, whose details are reported in the figure caption.

The union of the four set of eigenvalues evaluated through the ARPACK routine contains $N_{\text{tot}} = 484$ elements. After the filtering process, by using $\xi = 10^{-3}$ we only retain $h_{\text{max}} = 208$ eigenvalues. In Fig. 6 we show with black circles the quantity $\gamma_h = \sigma_h^{-1} + 1$. Only the γ_h 's belonging to the box of the complex plane $[-10, 10] \times [-6, 0]$ are shown.

Next, we plot in Fig. 7 the scattering cross section C_{sca} of the investigated homogeneous cylinder as a function of the real part of its permittivity $\varepsilon'_R \in [-10, 10]$, whereas the imaginary part is fixed to the value $\varepsilon''_R = 0.1$. The cylinder is excited by the plane wave of Eq. 19 with $\lambda = 1m$. We computed C_{sca} using Eqs. 20 and 17 by only using $h_{\text{max}} = 208$ MIMs. As reference solution we use the solution of the Poggio-Miller-Chang-Harrington-Wu-Tsai (PMCHWT) Surface Integral Formulation of the Maxwell's equations [6] by RWG basis functions using a triangular mesh with $N_p = 1373$ nodes, $N_t = 2742$ triangular elements, $N_e = 4113$ edges, corresponding to $N_{\text{DoF}} = 8226$ degrees of freedom. Overall, we can appreciate a very good agreement. Only for negative values of ε'_R , the two plasmonic resonances appear to be slightly shifted with respect to the surface integral formulation.

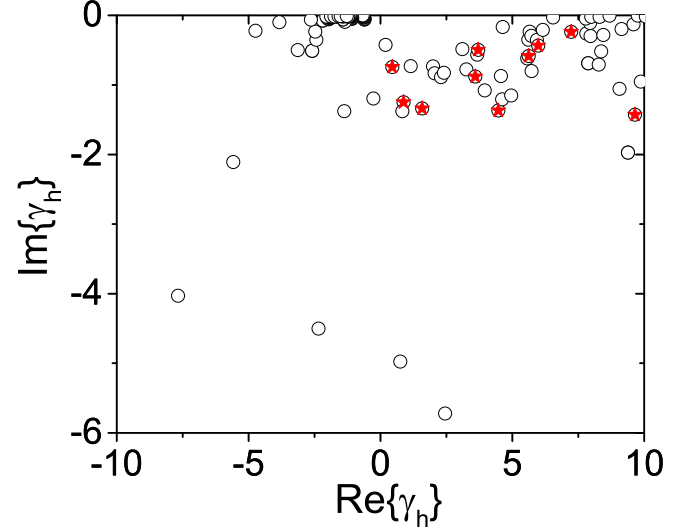


Fig. 6. Quantities $\gamma_h = \sigma_h^{-1} + 1$ represented in the complex plane, where σ_h are the eigenvalues of Eq. 13 (black open circle) for cylinder with basis diameter $D = \lambda$ and height $H = 0.5\lambda$. With red stars we also represent the γ_h associated to the modes shown in Fig. 8 and listed in Tab. I.

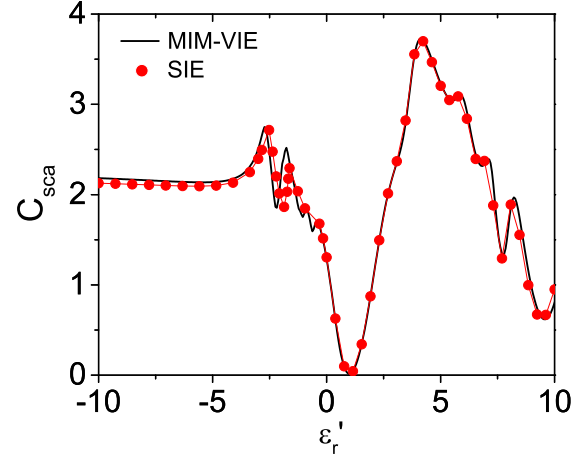


Fig. 7. Scattering Cross Section C_{sca} of an isolated cylinder of diameter $D = \lambda$ and height $H = \lambda/2$ with permittivity $\varepsilon_R = \varepsilon'_R + i\varepsilon''_R$ excited by a linearly polarized plane wave as a function of ε'_R . We assumed $\varepsilon''_R = 0.1$. We computed C_{sca} starting from $h_{\text{max}} = 208$ MIMs using VIE approach (black curve) and by PMCHWT surface integral formulation.

We plot in Fig. 8 the ten modes that play the most relevant role in correspondence of the peak at $\varepsilon_r = 4.135 + 0.1j$. The values of γ_h associated to these eigenvalues are tabulated in Tab. I, and also plotted with red stars in Fig. 6. By considering exclusively these 10 modes in Eq. 17, we would only commit an error of 9% in the estimation of C_{sca} .

Eventually, we plot in Fig. 9 the radiation pattern intensity as a function of the inclination angle θ in the zx plane (a),(c) and in the yz plane (b),(d). The cylinder is excited by an x -polarized plane wave of unit intensity, incoming from the negative z -axis. Also in this case, the cylinder is excited by the plane wave of Eq. 19 with $\lambda = 1m$. We assumed a permittivity $\varepsilon_R = 5 + 0.1i$, and we performed the calculation using Eq.

TABLE I
VALUES OF $\gamma_h = \sigma_h^{-1} + 1$ ASSOCIATED TO THE EIGENVALUES σ_h OF THE TEN MODES SHOWN IN FIG. 8.

#	1	2	3	4	5
γ_h	$0.45 - 0.74i$	$0.88 - 1.2i$	$1.6 - 1.3i$	$3.6 - 0.88i$	$3.7 - 0.49i$
#	6	7	8	9	10
γ_h	$4.5 - 1.4i$	$5.6 - 0.58i$	$6.0 - 0.43i$	$7.2 - 0.24i$	$9.6 - 1.4i$

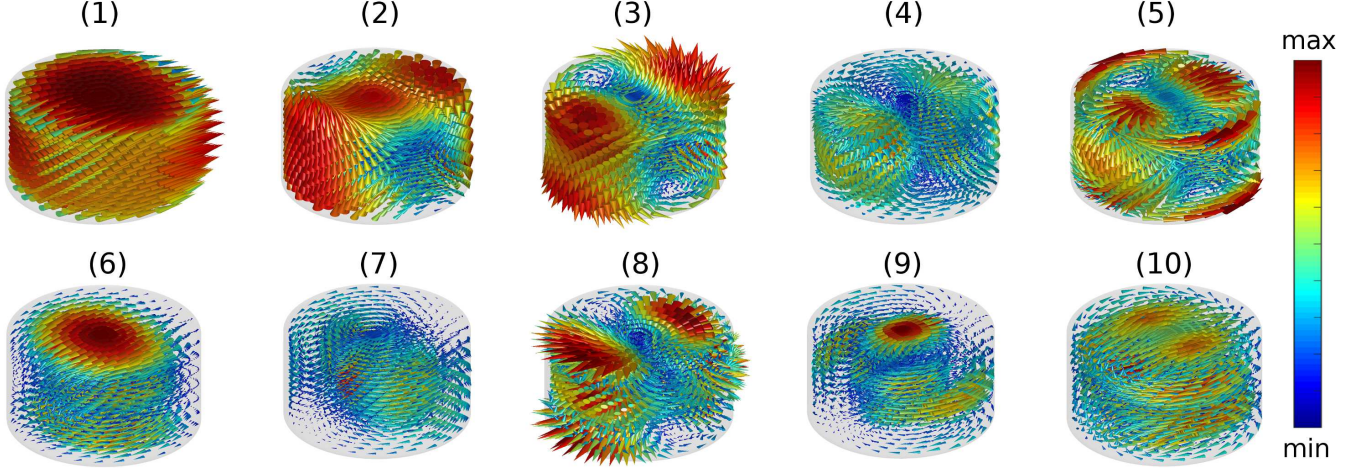


Fig. 8. Cone plot of the real part of the modes that dominate the total scattered power of a cylinder with $D = \lambda$, $H = 0.5\lambda$ when $\epsilon_R = 4.135 + 0.1j$.

17 with $h_{max} = 208$ (black line) and by the PMCHWT formulation. We obtained very good agreement.

V. CONCLUSIONS

We introduced a volume integral formulation for the calculation of a set of modes independent of the permittivity of the scatter, which we have denoted as Material Independent Modes (MIMs). The electric field scattered by a homogeneous object can be expanded in terms of MIMs, leading to a natural separation of the contributions of the permittivity and of the geometry. Specifically, the expansion coefficients are simple rational functions of the permittivity, whereas the MIMs depend solely on the geometry.

The calculation of the eigenvalues associated to the MIMs of a sphere is validated against the approach of Ref. [15]. We showed through numerical examples that for objects of linear dimensions comparable to the incident wavelength only a moderate number of MIM is needed to accurately describe the scattering cross section for a wide range of permittivities and the radiation pattern. This fact has been shown by investigating the scattering from a sphere and a cylinder of size comparable to the incident wavelength and validating the results exploiting the standard Mie theory and the PMCHWT surface integral formulation.

In addition, the independence of MIMs of the permittivity of the scatterer suggests that the representation of the solution in terms of them may be computationally convenient when the scattered field has to be computed for many different values of the dielectric permittivity, given the size and shape of the dielectric body. Eventually, it is also worth to point out that the application of the present method is limited to objects of size comparable to the wavelength due to its memory requirements

and computational burden, unless suitable parallel sparsification techniques are used.

REFERENCES

- [1] D. Schaubert, D. Wilton, and A. Glisson, "A tetrahedral modeling method for electromagnetic scattering by arbitrarily shaped inhomogeneous dielectric bodies," *IEEE Transactions on Antennas and Propagation*, vol. 32, pp. 77–85, Jan 1984.
- [2] B. T. Draine and P. J. Flatau, "Discrete-dipole approximation for scattering calculations," *JOSA A*, vol. 11, no. 4, pp. 1491–1499, 1994.
- [3] L. E. Sun and W. C. Chew, "A novel formulation of the volume integral equation for electromagnetic scattering," *Waves in Random and Complex Media*, vol. 19, no. 1, pp. 162–180, 2009.
- [4] L. Dal Negro, G. Miano, G. Rubinacci, A. Tamburrino, and S. Ventre, "A fast computation method for the analysis of an array of metallic nanoparticles," *IEEE Transactions on Magnetics*, vol. 45, pp. 1618–1621, March 2009.
- [5] J. Markkanen, P. Yla-Oijala, and A. Sihvola, "Discretization of volume integral equation formulations for extremely anisotropic materials," *Antennas and Propagation, IEEE Transactions on*, vol. 60, no. 11, pp. 5195–5202, 2012.
- [6] R. F. Harrington and J. L. Harrington, *Field computation by moment methods*. Oxford University Press, 1996.
- [7] A. Taflov and S. C. Hagness, *Computational electrodynamics*. Artech house, 2005.
- [8] D. J. Bergman, "The dielectric constant of a composite material a problem in classical physics," *Physics Reports*, vol. 43, no. 9, pp. 377–407, 1978.
- [9] D. J. Bergman and D. Stroud, "Theory of resonances in the electromagnetic scattering by macroscopic bodies," *Physical Review B*, vol. 22, no. 8, p. 3527, 1980.
- [10] D. R. Fredkin and I. D. Mayergoyz, "Resonant behavior of dielectric objects (electrostatic resonances)," *Phys. Rev. Letters*, vol. 91, 2003.
- [11] I. Mayergoyz, D. Fredkin, and Z. Zhang, "Electrostatic (plasmon) resonances in nanoparticles," *Phys. Rev. B*, vol. 72, p. 155412, 2005.
- [12] V. A. Markel, "Pole expansion of the lorenz-mie coefficients," *Journal of Nanophotonics*, vol. 4, no. 1, pp. 041555–041555, 2010.
- [13] C. Forestiere, G. Miano, G. Rubinacci, and L. Dal Negro, "Role of aperiodic order in the spectral, localization, and scaling properties of plasmon modes for the design of nanoparticle arrays," *Phys. Rev. B*, vol. 79, p. 085404, Feb 2009.

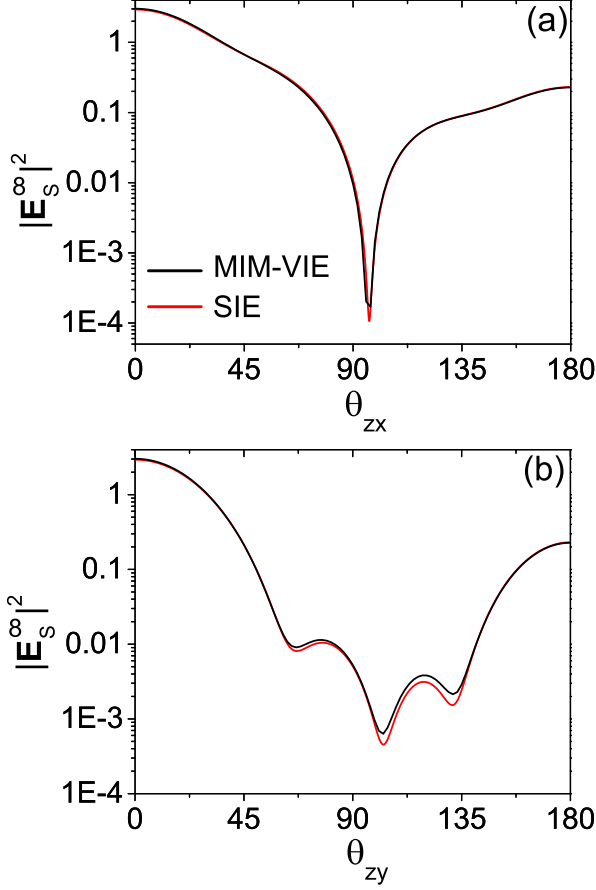


Fig. 9. Radiation diagram of the electric field scattered from the homogeneous cylinder with basis diameter $D = \lambda = 1m$ and height $H = \lambda/2 = 0.5m$, as a function of the inclination angle θ in zx plane (a) and in the yz plane (b). The solution has been evaluated starting from the MIMs computed with the VIE formulation (black line), and with the PMCHWT surface integral formulation (red line).

[14] V. A. Markel, "Antisymmetrical optical states," *J. Opt. Soc. Am. B*, vol. 12, pp. 1783–1791, Oct 1995.

[15] C. Forestiere and G. Miano, "Material-independent modes for electromagnetic scattering," *Phys. Rev. B*, vol. 94, p. 201406, Nov 2016.

[16] M. Pascale, G. Miano, and C. Forestiere, "Spectral theory of electromagnetic scattering by a coated sphere," *arXiv preprint arXiv:1702.04613*, 2017.

[17] A. Farhi and D. J. Bergman, "Electromagnetic eigenstates and the field of an oscillating point electric dipole in a flat-slab composite structure," *Physical Review A*, vol. 93, no. 6, p. 063844, 2016.

[18] C. Forestiere and G. Miano, "On the electromagnetic resonances of nanoparticles," *arXiv preprint arXiv:1702.04135*, 2017.

[19] M. Gastine, L. Courtois, and J. L. Dormann, "Electromagnetic resonances of free dielectric spheres," *IEEE Transactions on Microwave Theory and Techniques*, vol. 15, no. 12, pp. 694–700, 1967.

[20] P. R. Conwell, P. W. Barber, and C. K. Rushforth, "Resonant spectra of dielectric spheres," *JOSA A*, vol. 1, no. 1, pp. 62–67, 1984.

[21] H. S. C and B. R. E, "Morphology-dependent resonances," in *Optical Effects Associated with Small Particles* (P. W. Barber and R. K. Change, eds.), ch. 1, Singapore: World Scientific, 1988.

[22] P. T. Kristensen and S. Hughes, "Modes and mode volumes of leaky optical cavities and plasmonic nanoresonators," *ACS Photonics*, vol. 1, no. 1, pp. 2–10, 2013.

[23] P. T. Kristensen, R.-C. Ge, and S. Hughes, "Normalization of quasinormal modes in leaky optical cavities and plasmonic resonators," *Physical Review A*, vol. 92, no. 5, p. 053810, 2015.

[24] R. J. Garbacz, "Modal expansions for resonance scattering phenomena," *Proceedings of the IEEE*, vol. 53, pp. 856–864, Aug 1965.

[25] R. Garbacz and R. Turpin, "A generalized expansion for radiated and scattered fields," *IEEE Transactions on Antennas and Propagation*, vol. 19, no. 3, pp. 348–358, 1971.

[26] R. Harrington and J. Mautz, "Theory of characteristic modes for conducting bodies," *IEEE Transactions on Antennas and Propagation*, vol. 19, no. 5, pp. 622–628, 1971.

[27] R. Harrington, J. Mautz, and Y. Chang, "Characteristic modes for dielectric and magnetic bodies," *IEEE Transactions on Antennas and Propagation*, vol. 20, no. 2, pp. 194–198, 1972.

[28] Y. Chang and R. Harrington, "A surface formulation for characteristic modes of material bodies," *IEEE Transactions on Antennas and Propagation*, vol. 25, no. 6, pp. 789–795, 1977.

[29] Y. Chen and C.-F. Wang, *Characteristic Modes: Theory and Applications in Antenna Engineering*. John Wiley and Sons, 2015.

[30] O. Bucci and G. Di Massa, "Use of characteristic modes in multiple-scattering problems," *Journal of Physics D: Applied Physics*, vol. 28, no. 11, p. 2235, 1995.

[31] G. Rubinacci and A. Tamburrino, "A broadband volume integral formulation based on edge-elements for full-wave analysis of lossy interconnects," *IEEE Transactions on Antennas and Propagation*, vol. 54, pp. 2977–2989, Oct 2006.

[32] R. Albanese and G. Rubinacci, "Solution of three dimensional eddy current problems by integral and differential methods," *IEEE Transactions on Magnetics*, vol. 24, pp. 98–101, Jan 1988.

[33] R. Albanese and G. Rubinacci, "Finite element methods for the solution of 3d eddy current problems," vol. 102 of *Advances in Imaging and Electron Physics*, pp. 1 – 86, Elsevier, 1997.

[34] R. B. Lehoucq, D. C. Sorensen, and C. Yang, *ARPACK users' guide: solution of large-scale eigenvalue problems with implicitly restarted Arnoldi methods*. SIAM, 1998.

[35] C. F. Bohren and D. R. Huffman, *Absorption and scattering of light by small particles*. John Wiley & Sons, 2008.

[36] A. Doicu, T. Wriedt, and Y. Eremin, *Light Scattering by Systems of Particles*. Springer-Verlag, 2006.

[37] C. F. Bohren and D. R. Huffman, *Absorption and Scattering of Light by Small Particles*. Wiley, 1998.

[38] L. S. Blackford, J. Choi, A. Cleary, E. D'Azevedo, J. Demmel, I. Dhillon, J. Dongarra, S. Hammarling, G. Henry, A. Petitet, et al., *SciLAPACK users' guide*. SIAM, 1997.