

General expression for component-size distribution in infinite configuration networks

Ivan Kryven*

University of Amsterdam, PO box 94214, 1090 GE, Amsterdam, The Netherlands

In the infinite configuration network the links between nodes are assigned randomly with the only restriction that the degree distribution has to match a predefined function. This work presents a simple equation linking an arbitrary degree distribution to the corresponding size distribution of connected components. This equation is suitable for fast and stable numerical computations up to the machine precision. The analytical analysis reveals that the asymptote of component-size distribution is completely defined by only a few parameters of the degree distribution: the first three moments, scale and exponent (if applicable). When the degree distribution features a heavy tail, multiple asymptotic modes are observed in the component-size distribution that may or may not feature a heavy tail.

PACS numbers: 64.60.aq, 02.10.Ox, 89.75.Da

Keywords: networks; degree distribution; connected components; heavy tail; power law; giant component;

I. INTRODUCTION

Random graphs provide models for complex networks, and in many cases, real-world networks has been accurately described by such models[1–4]. Within the scope of such models one finds, Erdős-Rényi model, Barabási-Albert model[1], node copying model[5], small world network[6], configuration network[7, 8] and many others. In the configuration network N nodes are assigned pre-defined degrees. The edges connecting these nodes are then considered to be random, and every distinct configuration of edges that satisfies the given set of degrees is treated as a new instance of the network in the sense of random graphs. Interesting properties emerge when the number of nodes, N , approaches infinity, or at so called thermodynamical limit[9, 10]. In this case the infinite degree sequence, that provides the only input information for the model, is equivalent to the frequency distribution of degrees, $u(k)$, $k = 1, 2, \dots$, i.e. the probability that a randomly chosen node has degree k . Molloy and Reed[11], provided an elegant criterion that connects properties of $u(k)$ to the fact that the network contains the giant component. A somewhat deeper question further in this direction reads: providing $u(k)$ is given, what

is the probability, $w(n)$, that a randomly chosen node belongs to a connected component of size n ? In Ref.[12] Newman et al. showed that the component-size distribution can be recovered by a numerical algorithm that involves a solution to a fixed-point problem followed by a numerical inversion of a generation function. Such algorithm demonstrates that indeed $u(k)$ and $w(n)$ can be put into a correspondence, however it becomes computationally infeasible for large values of n . This numerical issues arises due to ill-posedness of the generating function inversion.

On another hand, the component-size distribution has been analytically resolved only for a limited number of partial cases of $u(k)$ [13]. Within the scope of analytically resolved cases, only Yule-Simon degree distribution has a heavy tail, i.e the degree distribution that decays as an algebraic function, $O(n^{-\beta})$. Yet, the heavy-tail (or scale-free) phenomenon is commonly observed in the empirical data collected from real-world networks[14–17]. Empirically observed exponents vary in a broad range. Some studies discuss as small degree exponents as $\beta = 0.81$, in the case of the Internet topology[18], and $\beta = 1$ in social networks [19]. On the other end of the range one finds as high values as $\beta = 5$, Ref. [20]

The only asymptotic analysis available for component-size distribution in the configuration network states that

* i.kryven@uva.nl

for large n , $w(n)$ is either proportional to $n^{-3/2}$ or to e^{-n} [12]. The current paper uncovers new asymptotic modes for $w(n)$ when the degree distribution features a heavy tail. It will be shown that given an arbitrary $u(k)$, $w(n)$ can be expressed as a finite sum. In practice, this sum can be stably computed up to the machine precision in the cost of $O(n^2)$ multiplicative operations. Additionally, we discuss how a finite cutoff introduced in the degree distribution reflects on the distribution of component sizes.

II. COMPONENT-SIZE DISTRIBUTION BY LAGRANGE INVERSION

It has been noticed that all components in the infinite configuration model are locally tree-like. Using this fact as a departure point, Newman et al. showed that the degree distribution can be put into a correspondence to the component-size distribution by applying the generation-function (GF) formalism [12]. Here, by a GF of $u(k)$, $\sum_{k=0}^{\infty} u(k)x^k = 1$, we refer to the series,

$$U(x) = \sum_{k=0}^{\infty} u(k)x^k, \quad x \in \mathbb{C}, \quad |x| \leq 1. \quad (1)$$

According to the approach presented in Ref. [12], the generating function for the component-size distribution, $W(x)$ is found as a solution of the following system of functional equations,

$$W(x) = xU[W_1(x)], \quad (2)$$

$$W_1(x) = xU_1[W_1(x)]. \quad (2')$$

where $U(x)$ is the GF of $u(k)$, and $U_1(x)$ is the GF for the excess degree distribution

$$u_1(k) = \frac{k+1}{\mu_1} u(k+1), \quad (3)$$

where $\mu_1 = \sum_{k=1}^{\infty} ku(k)$. Similarly to combinatorial tree-counting problems, Eq. (2) can be solved by applying the Lagrange inversion formula[21]. The original formulation of the Lagrange inversion principle is as follows. Suppose, $A(X), R(x)$, are such formal power series that $A(x) = xR[A(x)]$ then for an arbitrary formal power series $F(x)$, the coefficient of power series $F[A(x)]$ at x^n reads as,

$$[x^n]F[A(x)] = \frac{1}{n}[t^{n-1}]F'(t)R^n(t), \quad n > 0. \quad (4)$$

Here $[t^{n-1}]$, as being the inverse operation to the GF transform (1), refers to the coefficient at t^{n-1} of the corresponding power series. By substituting $A(x) = W_1(x)$, $F(x) = U(x)$ and applying Eq. (2) one obtains the following transformation of the left hand side of (4), $[x^n]F[A(x)] = [x^n]U[W_1(x)] = [x^{n-1}]W(x) = w(n-1)$. Further on, the right hand side of (4) is transformed by substituting $R(x) = U_1(x)$ and realising that, as follows from the definition (3), $U'(x) = \mu_1 U_1(x)$. Now, we are ready to write the expression for $w(n)$, even though we have no explicit expression for generating function $W(x)$ itself,

$$w(n) = \frac{1}{n-1}[t^{n-2}]U'(x)U_1(x)^{n-1} = \frac{\mu_1}{n-1}[t^{n-2}]U_1(x)^n, \quad n > 1. \quad (5)$$

Similar equation was also derived in Ref.[13] by means of different reasoning. In principle, (5) provides enough information to analytically recover the component-size distribution for a few special cases of the degree distribution[13]. Yet in practice, the main difficulty when applying Eq. (5) is that the equation is written employing the inverse GF transform, $[t^n]$, which limits the choices one has when searching for the analytical solution or performing numerical computations. With this in mind, one may rewrite (5) so that the new expression does not involve the GF concept at all. It turns out that the only reason why Eq. (5) utilises the GF formalism is that it provides means for *convolution power*.

The convolution of two distributions, $f(k)*g(k)$, $k > 0$ is defined as a binary multiplicative operation, $f(k)*g(k) = \sum_{i+j=k} f(i)g(j)$, where the summation is performed over all non-negative ordered couples i, j that sum up to k . There are precisely $k+1$ of such couples. In this paper, the order of operations is chosen in a such way that the point-wise multiplication precedes convolution, for instance, $f(k)*kg(k) = f(k)*[kg(k)]$. The convolution can be inductively extended to the n -fold convolution, or *the convolution power*,

$$f(k)^{*n} = f(k)^{*n-1} * f(k), \quad (6)$$

where $f(k)^{*0} \equiv 1$ by definition. It can be shown that the convolution power can be expanded into a sum of

products,

$$f(k)^{*n} = \sum_{\substack{k_1 + \dots + k_n = k \\ k_i \geq 0}} \prod_{i=1}^n f(k_i). \quad (7)$$

The convolution has a peculiar property in respect to the GF transform. If $F(x), G(x), U(x)$ are GFs for $f(k), g(k)$, and $u(k) = f(k) * g(k)$ then $U(x) = F(x)G(x)$. Furthermore, if $U(x)$ is GF for $u(k)$ then $U(x)^n$ generates $u(k)^{*n}$. By exploiting this relation one immediately reduces Eq. (5) to,

$$w(n) = \begin{cases} \frac{\mu_1}{n-1} u_1^{*n}(n-2), & n > 1, \\ u(0) & n = 1. \end{cases} \quad (8)$$

Here, the value of $w(0)$ is derived directly from the formulation of the problem: nodes with degree zero are also components of size one. This simple equation is ready to be used: by combining (8) and the definitions (3),(7) one may directly express the values of the component-size distribution in terms of $u(k)$. For example, the first five values of $w(n)$ read as,

$$\begin{aligned} w(1) &= u(0), \\ w(2) &= \frac{1}{\mu_1} u(1)^2, \\ w(3) &= \frac{3}{\mu_1^2} u(1)^2 u(2), \\ w(4) &= \frac{4}{\mu_1^3} u(1)^2 [2u(2)^2 + u(1)u(3)], \\ w(5) &= \frac{5}{\mu_1^4} u(1)^2 [4u(2)^3 + 6u(1)u(2)u(3) + u(1)^2 u(4)]. \end{aligned}$$

Obviously, the number of terms in a such expansion increases rapidly with n . That said, formula (8) can be easily readjusted for numerical computations. Namely, one can use Fast Fourier Transform (FFT) to compute the convolution powers, $u_1^{*n}(k) = \mathcal{F}^{-1}[\mathcal{F}[u_1(k)]^n]$. In this case, $O(N^2)$ multiplicative operations is sufficient to compute all values of $w(n), n \leq N$. Alternatively, if $w(n-1)$ is known $w(n)$ can be found in the cost of $O(n \log n)$. Apart of FFT, there are algorithms that are specifically designed for fast approximation of convolution powers, as for instance projection onto basis functions that are invariant under convolution[22].

Analytic formulas for convolution powers (sometimes also referred to as compositas [23]), were covered in the

literature for many elementary functions[24, 25]. Convolution powers of $u_1(k)$ can also be found analytically by applying discrete functional transforms, as for instance Z-transform, discrete Fourier transform, etc. A few examples of such results are given in Table I. Focusing on one of them, the first curve in Figure 1 demonstrates that both analytical and numerical results for the exponential degree distribution coincide.

Degree Distribution,	Component-Size Distribution
Exponential distribution $Ce^{-\lambda k}$	$\frac{(1-e^{-\lambda})^{2n-1}}{e^{\lambda(n-1)}} \frac{\Gamma(3n-2)}{\Gamma(n)\Gamma(2n)}$
Geometric distribution $(1-p)^{k-1}p$	$(1-p)^{n-2} p^{2n-1} \frac{\Gamma(3n-2)}{\Gamma(n)\Gamma(2n)}$
Binomial distribution $\binom{k_{\max}}{k} (1-c)^{k_{\max}-k} c^k$	$\frac{1}{n-1} \binom{nk_{\max}-n}{n-2} \times (1-c)^{nk_{\max}-2n-2} c^{n-2}$

TABLE I. Degree distributions and corresponding to them component-size distributions as evaluated with Eq. (8) via Z-Transform.

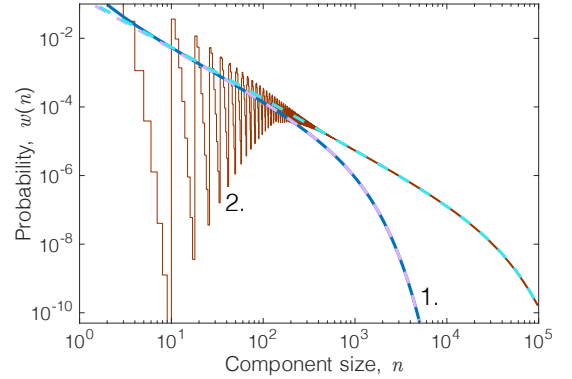


FIG. 1. (Color online) Examples of component-size distributions (solid lines) that feature fast (1) and slow (2) convergence to their asymptotes (dashed lines). Both asymptotes are covered by Case A, Table II. 1) $u(k) = Ce^{-1.05k}$, all three: the analytical expression (see Table I), numerical values (according to Eq. (8)) and the asymptote practically coincide. 2) $u(k)$ is non-zero in three points $u(1) = 0.97$, $u(2) = 0.015$, $u(10) = 0.015$; the component-size distribution features oscillations before it converges to the asymptote.

III. ASYMPTOTIC ANALYSIS

The format of Eq. (8), naturally suggests a straightforward way to perform an asymptotic analysis as $n \rightarrow \infty$. Recall the following property of convolution powers: if i.i.d. random variables k_i have probability mass function $u_1(k)$ then $u_1^{*n}(k)$ gives the probability mass function for the sum $k_1 + k_2 + \dots + k_n$.

A. Light-tailed degree distributions

First, let us assume that distribution $u(k)$ decays faster than algebraically, that is

$$u(k) = o(k^{-\beta}), \quad \beta > 2, \quad k \rightarrow \infty. \quad (9)$$

Which is also equivalent to $u_1(k) = o(k^{-\beta+1})$. Then according to Central Limit Theorem (CLT), $u_1^{*n}(k)$ approaches the normal distribution, $u_1^{*n}(k) \xrightarrow{d} (\sqrt{n}\sigma)^{-1} \mathcal{N}(\frac{k-nM}{\sqrt{n}\sigma}, 1)$, when $n \rightarrow \infty$, where $M = \sum_{k=1}^{\infty} k u_1(k)$ and $\sigma^2 = \sum_{k=1}^{\infty} k(k-M)^2 u_1(k) < \infty$ denote the mean value and variance of $u_1(k)$. The normal distribution can now replace $u_1^{*n}(k)$ in (8), which yields the asymptote for the component-size distribution,

$$w(n) \sim \frac{\mu_1 e^{-\frac{(n(1-M)-2)^2}{2n\sigma^2}}}{(n-1)\sqrt{2\pi n\sigma^2}}, \quad \text{as } n \rightarrow \infty. \quad (10)$$

Quantities M, σ^2 are directly expressible in terms of moments of degree distribution $u(k)$,

$$\begin{aligned} M &= \sum_{k=1}^{\infty} k u_1(k) = \frac{1}{\mu_1} \sum_{k=1}^{\infty} (k^2 - k) u(k) = \frac{\mu_2 - \mu_1}{\mu_1}, \\ \sigma^2 &= \sum_{k=1}^{\infty} k(k-M)^2 u_1(k) = \\ &= \frac{1}{\mu_1} \sum_{k=0}^{\infty} k(k-M-1)^2 u(k) = \frac{\mu_3 \mu_1 - \mu_2^2}{\mu_1^2}, \end{aligned} \quad (11)$$

where

$$\mu_i = \mathbb{E}[k^i] = \sum_{k=1}^{\infty} k^i u(k), \quad i = 1, 2, \dots$$

Finally, substituting the expressions (11) into (10) and using approximation $n \approx n-1 \approx n-2$ for large n gives

the final version of the asymptote,

$$w(n) \sim \frac{\mu_1^2 n^{-3/2} e^{-\frac{(\mu_2 - 2\mu_1)^2}{2(\mu_1 \mu_3 - \mu_2^2)} n}}{\sqrt{2\pi(\mu_1 \mu_3 - \mu_2^2)}}, \quad \text{as } n \rightarrow \infty. \quad (12)$$

Two examples of component-size distributions that converge with various rates to their asymptotes are given in Figure 1. Peculiarly, the only information on $u(k)$ that is contained in the asymptote definition (12) is the first three moments μ_1, μ_2, μ_3 . Furthermore, depending on the value of $\theta = \mu_2 - 2\mu_1$, the asymptotic expression (12) switches between *two modes*: it either decays exponentially as $O(e^{-An})$, when $\theta \neq 0$, or it decays as an algebraic function, $O(n^{-3/2})$, when $\theta = 0$ (see also Table II, Case A). The last equality is the well-known giant component criterion,

$$\mu_2 - 2\mu_1 = 0. \quad (13)$$

The criterion (13) was also obtained by Molloy and Reed[11] by means of a different reasoning. In Ref [11], the authors prove that $\theta > 0$ implies existence of giant component in the configurational network, whereas $\theta < 0$ implies its non-existence. Latter, it was hypothesised that the $-3/2$ exponent is universal and must hold for all degree distributions at the critical point $\theta = 0$ [12]. We will see now that when the condition (9) fails to hold, distinct from $-3/2$ exponents may also appear in the asymptotic of $w(n)$.

B. Heavy-tailed degree distributions

Suppose, that in contrary to the condition (9), degree distribution $u(k)$ features a heavy tail,

$$u(k) \sim s k^{-\beta}, \quad \beta > 2, \quad k \rightarrow \infty, \quad (14)$$

which is equivalent to $u_1(k) \sim s k^{-\alpha-1}$, $\alpha = \beta - 2 > 0$, $k \rightarrow \infty$. It turns out that exponent α and the scale s , together with the moments μ_1, μ_2, μ_3 provide enough information to generalise the asymptote (12) for the case of heavy-tailed degree distributions. Suppose $0 < \alpha \leq 2$. In terms of $u(k)$ moments this condition casts out as $\mu_3 = \infty$. As follows from Gnedenko and Kolmogorov's

generalisation of CLT[26] the mass density distribution for $u_1^{*n}(k)$ approaches the stable law,

$$u_1^{*n}(k) \xrightarrow{d} \frac{1}{\gamma(n)} G^A\left(\frac{k - \mu(n)}{\gamma(n)}, \alpha, 1\right), \quad n \rightarrow \infty. \quad (15)$$

Here, we use the notation of Uchaikin & Zolotarev [27] which includes: exponent parameter α , the location parameter,

$$\mu(n) = \begin{cases} n^{\frac{\mu_2 - \mu_1}{\mu_1}}, & \alpha > 1, \\ sn \ln n, & \alpha = 1, \\ 0, & 0 < \alpha < 1, \end{cases} \quad (16)$$

and the scale parameter,

$$\gamma(n) = \begin{cases} \sqrt{sn \ln n}, & \alpha = 2, \\ \sqrt{\pi s} [2\Gamma(\alpha) \sin \frac{\pi\alpha}{2}]^{-1/\alpha} n^{1/\alpha}, & \alpha \in (0, 1) \cup (1, 2) \\ \frac{\pi n s}{2}, & \alpha = 1. \end{cases} \quad (17)$$

No general analytical expression is known for $G^A(x, \alpha, 1)$, and the stable law is defined via its Fourier transform

$$\mathcal{F}[G^A(x, \alpha, 1)] = \begin{cases} e^{-x^\alpha - i \tan \frac{\pi\alpha}{2}}, & \alpha \in (0, 1) \cup (1, 2], \\ e^{-x^\alpha + i \frac{2\alpha}{\pi}}, & \alpha = 1. \end{cases} \quad (18)$$

Consider the case when $1 < \alpha < 2$. According to (15) the point in which the stable law is evaluated, $x(n) = \frac{n - \mu(n)}{\gamma(n)}$, approaches positive or negative infinities depending on the sign of $\theta = \mu_2 - 2\mu_1$. Indeed, as $n \rightarrow \infty$,

$$x(n) \rightarrow \begin{cases} +\infty, & \theta < 0, \\ 0, & \theta = 0, \\ -\infty, & \theta > 0, \end{cases} \quad (19)$$

For these values of α , function $G^A(x, \alpha, 1)$ is non-zero on $(-\infty, +\infty)$. For $x(n) \rightarrow \infty$ the function features algebraic decay, and for $x(n) \rightarrow -\infty$ the decay is exponential. Therefore, the limiting value switching that takes place in (19) may reflect on the asymptotic behaviour of $u_1^{*n}(n)$. To give a precise answer one has to consider series expansions of $G^A(x, \alpha, 1)$ around the points of interest, $x \in \{-\infty, 0, +\infty\}$. We use here the leading terms

of these series[27],

$$G^A(x, \alpha, 1) = \begin{cases} \frac{\Gamma(1 + \frac{1}{\alpha}) \sin \frac{\pi}{\alpha}}{\pi} + O(x), & x = 0 \\ \frac{\Gamma(\alpha+1)x^{-\alpha-1}}{\Gamma(2-\alpha)\Gamma(\alpha-1)} + O(x^{-2\alpha-1}), & x \rightarrow \infty, \\ \frac{e^{-(\alpha-1)(\frac{x}{\alpha})^{\frac{\alpha}{\alpha-1}}} (\frac{x}{\alpha})^{\frac{1}{2}(\frac{1}{\alpha-1}-1)}}{\sqrt{2\pi\alpha(\alpha-1)}} [1 + O(x^{-\frac{\alpha-1}{\alpha}})], & x \rightarrow -\infty, \end{cases} \quad (20)$$

By replacing the expression for the limiting distribution (15) with the leading terms given in (20) one obtains the asymptotes for (8). This time, the asymptote has *three modes*: depending on the value of θ , it either features a heavy tail with exponent $-\alpha - 1$, a heavy tail with exponent $-\frac{1}{\alpha} - 1$, or an exponential decay, as shown in Table II, Case D. A few examples of such asymptotic modes are given in Fig. 2.

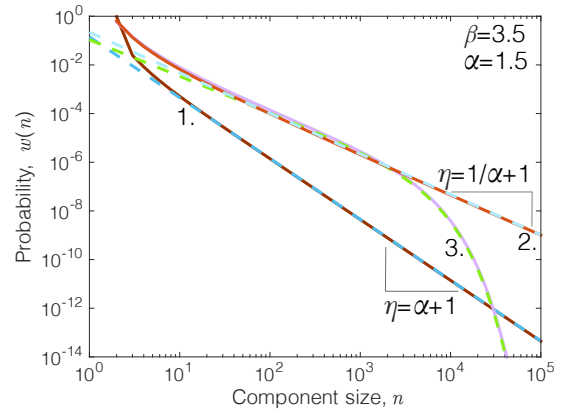


FIG. 2. (Color online) Component-size distributions (*solid lines*) and their asymptotes (*dashed lines*) as obtained for degree distributions with exponent $\beta = 3.5$ and various scale parameters feature three distinct asymptotic modes: 1) $s = 0.1, \theta < 0$; 2) $s = 0.95255, \theta \approx 0$; 3) $s = 1.2, \theta > 0$;

When $\alpha = 2$, the behaviour of $\frac{n - \mu(n)}{\gamma(n)}, n \rightarrow \infty$ is identical to (19), but the expression for $\gamma(n)$ is different and the series expansions (20) lead to somewhat different asymptotes, see Table II, Case C.

According to the definition (16), the location parameter vanishes, $\mu(n) \equiv 0$, when $\alpha < 1$. In this case, $x(n) = \frac{n - \mu(n)}{\gamma(n)} \rightarrow 0$ as $n \rightarrow \infty$, and only *one* asymptotic mode is possible for $w(n)$. Stable law $G^A(x, \alpha, 1)$ is supported on $(0, \infty)$, and we make use of the series expansion

around $x = 0 + 0$,

$$G^A(x, \alpha, 1) = \frac{e^{-(1-\alpha)\left(\frac{\alpha}{x}\right)^{\frac{1}{1-\alpha}}} \left(\frac{\alpha}{x}\right)^{\frac{1}{2}\left(1+\frac{1}{1-\alpha}\right)}}{\sqrt{2\pi\alpha(1-\alpha)}} [1 + O(x^{\frac{1-\alpha}{\alpha}})], \quad x \rightarrow 0, \quad (21)$$

which when used in (15) yields faster than algebraic decay of the component-size distribution, see Table II, Case F. Due to the parametrisation scheme for the stable law, the point $\alpha = 1$ needs to be considered separately. In this case, $\frac{n-\mu(n)}{\gamma(n)} \rightarrow \infty$ when $n \rightarrow \infty$, and we utilise the leading term of the series expansion,

$$G^A(x, \alpha, 1) = \frac{1}{\sqrt{2\pi}} e^{\frac{x-1}{2} - e^{x-1}} [1 + O(e^{1-x})], \quad x \rightarrow \infty, \quad (22)$$

which admits one sub-algebraic asymptotic mode for $w(n)$ as shown in Table II, Case E. This case is special in that the stable law $G^A(x, \alpha, 1)$ is supported on $x \in (-\infty, \infty)$, but asymptotically, $\frac{1}{\gamma(n)} G^A\left(\frac{n-\mu(n)}{\gamma(n)}, \alpha, 1\right)$ always tends to $-\infty$ for large n . Yet, if for small n the point $x(n) = \frac{n-\mu(n)}{\gamma(n)}$ stays on the positive half-axis where (22) does not provide correct description for $G^A(x, \alpha, 1)$, the convergence to the asymptote will be slow. In other words, there is a ‘temporary asymptote’ that the component-size distribution can be approximated with before it eventually switches to Eq. (22). This switching point is given by such n_0 that $x(n)$ changes the sign from ‘+’ to ‘-’ when n becomes greater than n_0 . By solving $x(n_0) = 0$, one obtains $n_0 = e^{\frac{1}{s}}$, what means that in principle, the switching between temporary and the final asymptotes may be indefinitely postponed if s is small enough. The temporary asymptote itself is deduced from the leading term of the stable law expansion at ∞ , that is $G^A(x, 1, 1) = \frac{2}{\pi} x^{-2} + O(x^{-3})$. After the substitutions one obtains,

$$w(n) \simeq \frac{\mu_1 s}{(s \log n - 1)^2} n^{-2}, \quad \frac{1}{s} \gg 0, \quad n < e^{\frac{1}{s}}, \quad \alpha = 1.$$

As illustrated in Fig. 3, similar considerations are also valid for the case $0 < \alpha < 1$, where

$$w(n) \simeq \mu_1 s \frac{\Gamma(\alpha+1)}{\Gamma(\alpha)} n^{-\alpha-1}, \quad \frac{1}{s} \gg 0, \quad 0 < \alpha < 1.$$

Realising that such switching occurs has a practi-

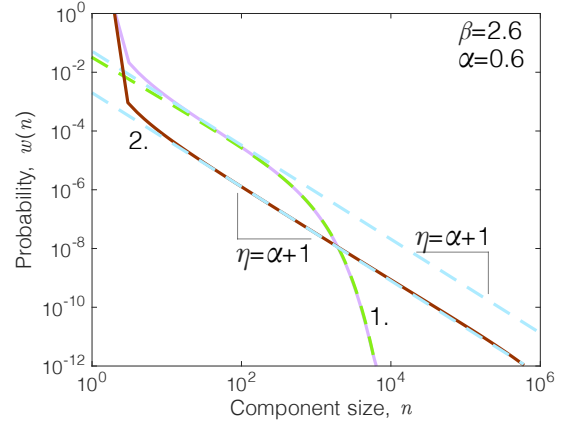


FIG. 3. (Color online) Component-size distributions (*solid line*) corresponding to degree distributions with exponent $\beta = 2.6$ ($\alpha = 0.6$). In this case, the component-size distributions can not feature a heavy tail, however depending on the scale parameter s a ‘temporary asymptote’ may emerge: 1) $s = 0.05$, fast convergence to the exponential asymptote. 2) $s = 0.002$, the distribution temporary follows what seems to be a heavy tail for $n < 10^6$, yet for larger n the theory predicts no heavy tail.

cal importance when dealing with empirically observed component-size data. Indeed, it may happen that one observes only the temporary asymptote and not the final one due a small number of samples at the tail of the component-size distribution. For instance, the second line in Fig. 3 does feature an exponential decay at infinity, but if one limits the data points to $n < 10^6$, the component-size distribution will seem to be a heavy tailed one.

Finally, we consider the case when the condition (14) holds for $\beta > 4$: even though $u_1(k)$ has a finite mean, M , and variance, σ^2 , it also features a heavy tail. Similarly to (15), we approximate $u_1^{*n}(k)$ with the stable law $u_1^{*n}(k) \xrightarrow{d} \frac{1}{\sigma(n)} G^P\left(\frac{k-\mu(n)}{\sigma(n)}, \alpha\right)$, $n \rightarrow \infty$. Again, as $n \rightarrow \infty$, $x(n) = \frac{n-\mu(n)}{\sigma(n)}$ features the limiting values that are defined by the sign of θ , see Eq. (19). It turns out that the stable law $G^P(x, \alpha)$ behaves as the normal distribution for $x < C$, where C is a finite positive constant, but features a heavy tail with the same exponent as $u_1(k)$ when $x \rightarrow \infty$, see Refs. [28, 29]. Thus when $\theta \geq 0$ the component-size distribution features asymptotic modes

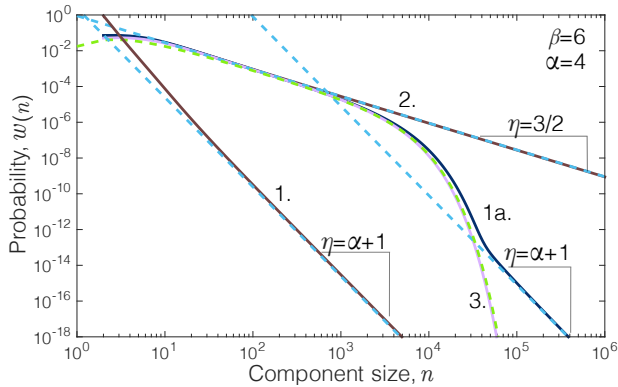


FIG. 4. (Color online) Component-size distributions (*solid line*) associated to heavy-tailed degree distributions with $\beta = 6$ ($\alpha = 4$). The dashed lines represent the asymptotes according to Case B in Table II. Depending on the sign of θ , three asymptotic modes are distinguished: 1) $s = 7.7487$, $\theta = -0.8$, 1a) $s = 37.6974$, $\theta = -0.027$, 2) $s = 38.7435$, $\theta = 1.6 \cdot 10^{-7}$, 3) $s = 40.2158$, $\theta = 0.038$. When θ is a small negative number (*curve 1a*), $w(n)$ first decays as $n^{-3/2}$ but eventually switches to asymptote $n^{-\alpha-1}$.

as in (12), while when $\theta > 0$ it features a heavy tail with exponent $-\alpha-1$, see Table II, Case B. Interestingly, when θ is a small negative number, $w(n)$ temporarily follows one asymptote and then switches to the other as demonstrated in Figure 4. If there is a process that continuously changes the degree distribution so that θ progresses from being negative to positive, the exponent of the associated component-size distribution will jump from the subcritical branch, at $\theta < 0$, to the critical one at $\theta = 0$. An example of such transition between two power-law distributions is given in Figure 4, where a component-size distribution switches between power laws with exponents $\eta = 3$ and $\eta = 1.5$.

IV. DISCUSSION AND CONCLUSIONS

Eq. (8), that was analysed in the previous section, connects the degree distribution in a configuration network to the distribution of sizes for connected components. The main conclusion one may draw from this equation is that the convolution power provides a smoothing effect. This means that all points of $u(k)$, $k = 1, \dots, \infty$

have a significant contribution to the definition of $w(n)$, but as n increases, the system 'forgets' the exact shape of the degree distribution and the component-size distribution tends its asymptote, that is defined by only a few parameters. The only information that is still preserved at $n \rightarrow \infty$ is the first three moments of the degree distribution if it does not feature a heavy tail, see for example Fig. 1. If $u(k)$ does feature a heavy tail then the information that characterises the tail becomes also important: that is the scale parameter s and the exponent β . Depending on the values of these parameters many asymptotical modes exist.

A. Degree distributions with a cutoff

In practice, no empirical degree distribution is a heavy-tailed one. Most of the 'real-world' degree distributions feature a cutoff, $u(k) = 0$, $k > k_{\text{cut}}$, and therefore fail to be heavy-tailed in the strict sense of definition (14). It turns out that if a cutoff is featured at large enough k_{cut} , the above-provided asymptotic analysis has still a relevant meaning. This situation can be compared to how we commonly attribute a fractal dimension to many real-world geometrical objects that fail to be a fractal on infinitesimal scales.

Suppose one applies a cutoff at k_{cut} to a degree distribution, $u(k)$, that features a heavy tail. Since $u(k)$ has a finite support, the asymptote of associated $w(n)$ is covered in Case A (Table II), yet if k_{cut} is large, $w(n)$ may also temporarily follow the original for the no-cutoff case asymptote. Instead of an analytical investigation, we demonstrate the influence of the cutoff with numerical examples obtained according to (8). Such influence strongly depends on how the sign of θ is affected by the introduction of the cutoff. For example, if $\theta > 0$ even after the cutoff, the cutoff will cause more nodes to appear in finite-size components, and thus the component-size distribution will shift to the right. The opposite case is valid when $\theta \leq 0$ before (and after) the cutoff, then the cutoff causes the component-size distribution to shift to the left. The third option is when the cutoff changes

the sign of θ from ‘+’ to ‘-’, then both shifts are possible: to the right and to the left. Fig. 5 shows how a component-size distribution that corresponds to degree exponent $\beta = 3.3$ is affected by a cutoff with various values of k_{cut} .

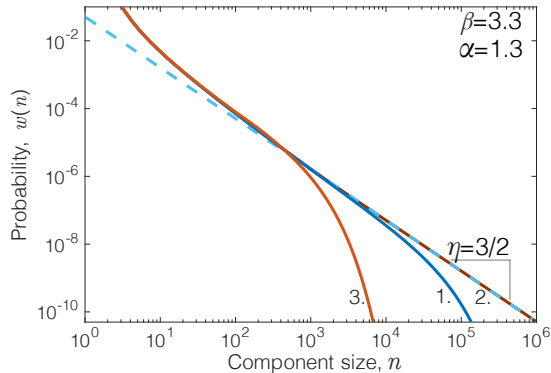


FIG. 5. (Color online) The effect of a cutoff imposed on a heavy-tailed degree distribution with $\beta = 3.3$ ($\alpha = 1.3$) and $s = 0.556$. The solid curves correspond to component-size distributions for: 1) no cutoff, $\theta > 0$; 2) cutoff at $k = 1000$, $\theta = 0$; 3) cutoff at $k = 100$, $\theta < 0$. The asymptote for 1 is covered by Case D, Table II; while due to the cutoffs the asymptotes for 2 and 3 are covered by Case A.

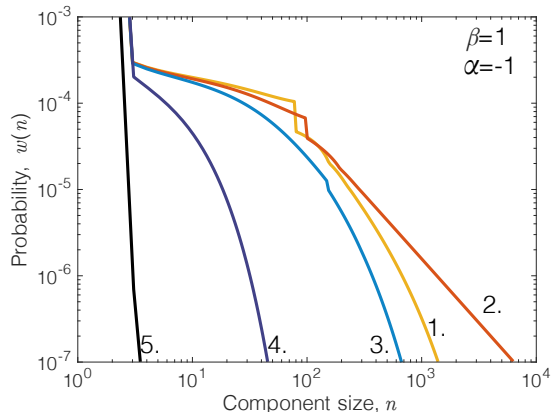


FIG. 6. (Color online) The effect of a cutoff imposed on a heavy-tailed degree distribution with exponent $\beta = 1$ ($\alpha = -1$) and $s = 0.0002$. The following values of the cutoff are considered: 1) $k_{\text{cut}} = 80$, corresponds to $\theta < 0$; 2) $k_{\text{cut}} = 100$, corresponds to $\theta \approx 0$; 3) $k_{\text{cut}} = 150$ corresponds to $\theta > 0$, 4) $k_{\text{cut}} = 10^3$; 5) $k_{\text{cut}} = 10^5$.

B. Degrees with no mean value and a cutoff

In principle, the degree distributions that do not have a mean value, i.e. $\beta < 2$, do not fall within any of the above considered categories. However, if one introduces a cutoff, $u(k)$ will feature finite moments including, $\mu_3 < \infty$, and thus this case should be treated according to Case A of Table II. Fig. 6 shows how cutoffs at $k = k_{\text{cut}}$ influence an instance of such component-size distribution. Unlike as in the previous example, in which $u(k)$ with no cutoff generates a valid $w(n)$, here the increase of k_{cut} results in vanishing probability of finding a finite-size component: for any n , $w(n) \rightarrow 0$ when $k_{\text{cut}} \rightarrow \infty$. This illustrates the fact that finite-size components do not exist for $\beta < 2$, and therefore, the whole configuration network is connected.

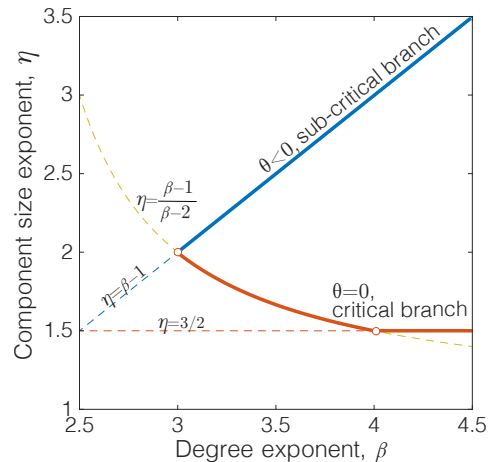


FIG. 7. (Color online) The correspondence between the exponent in a heavy-tailed degree distribution, β , and the exponent in the associated heavy-tailed component-size distributions, η . The critical branch corresponds to $\theta = 0$, subcritical branch to $\theta < 0$. Positive θ is not associated with heavy-tailed component-size distributions.

C. Role of the giant component

All the cases presented in Table II depend in some way on the value of θ . This is not a coincidence as the sign of θ is the indicator for giant component existence. If the degree distribution features a heavy tail with exponent

$\beta \geq 3$, depending on the value of θ , there are two possible heavy-tail exponents for the component-size distribution: subcritical branch $\eta = \beta - 1$ when $\theta < 0$, and critical branch $\eta = \min\{\frac{3}{2}, \frac{\beta-1}{\beta-2}\}$ when $\theta = 0$. This relation is illustrated in Fig. 7, where the component-size distribution exponent, η , is plotted versus the degree-distribution exponent, β . We can see that if the giant component exists, $\theta > 0$, then irrespectively of what is the degree distribution, the component-size distribution always decays faster than the power law. Thus one may conclude that the giant component is not compatible with heavy-tailed component-size distributions. Any degree distribution

with $\beta < 3$, leads to a giant component since θ can only be positive in this case. Furthermore, if $\beta \leq 2$ the giant component is also the only component: the configuration network is fully connected.

ACKNOWLEDGMENTS

This work is part of the research program Veni with project number 639.071.511, which is financed by the Netherlands Organisation for Scientific Research (NWO).

-
- [1] A.-L. Barabási and R. Albert, *science* **286**, 509 (1999).
 - [2] M. E. Newman, D. J. Watts, and S. H. Strogatz, *PNAS* **99**, 2566 (2002).
 - [3] A. Vázquez, *Physical Review E* **67**, 056104 (2003).
 - [4] I. Kryven, J. Duivenvoorden, J. Hermans, and P. D. Iedema, *Macromolecular Theory and Simulations* **25**, 449 (2016).
 - [5] U. Bhat, P. L. Krapivsky, R. Lambiotte, and S. Redner, *Physical Review E* **94**, 062302 (2016).
 - [6] M. E. J. Newman and D. J. Watts, *Physical Review E* **60**, 7332 (1999).
 - [7] M. Molloy and B. Reed, *Combinatorics, probability and computing* **7**, 295 (1998).
 - [8] M. Newman, *Networks: an introduction* (Oxford university press, Oxford, 2010).
 - [9] F. Chung, L. Lu, and V. Vu, *PNAS* **100**, 6313 (2003).
 - [10] I. Kryven, *Phys. Rev. E* **94**, 012315 (2016).
 - [11] M. Molloy and B. Reed, *Random structures & algorithms* **6**, 161 (1995).
 - [12] M. E. J. Newman, S. H. Strogatz, and D. J. Watts, *Physical review E* **64**, 026118 (2001).
 - [13] M. E. J. Newman, *Phys. Rev. E* **76**, 045101 (2007).
 - [14] S.-H. Yook, H. Jeong, and A.-L. Barabási, *PNAS* **99**, 13382 (2002).
 - [15] E. Ravasz and A.-L. Barabási, *Physical Review E* **67**, 026112 (2003).
 - [16] V. M. Eguiluz, D. R. Chialvo, G. A. Cecchi, M. Baliki, and A. V. Apkarian, *Physical review letters* **94**, 018102 (2005).
 - [17] F. Fu, L. Liu, and L. Wang, *Physica A: Statistical Mechanics and its Applications* **387**, 675 (2008).
 - [18] L. A. Adamic and B. A. Huberman, *Glottometrics* **3**, 143 (2002).
 - [19] G. Timár, S. N. Dorogovtsev, and J. F. F. Mendes, *Physical Review E* **94**, 022302 (2016).
 - [20] S. N. Dorogovtsev, J. F. F. Mendes, and A. N. Samukhin, *Physical review letters* **85**, 4633 (2000).
 - [21] F. Bergeron, G. Labelle, and P. Leroux, *Combinatorial species and tree-like structures* (Cambridge University Press, Cambridge, 1998).
 - [22] I. Kryven and P. Iedema, *Macromolecular Theory and Simulations* **22**, 89 (2013).
 - [23] D. V. Kruchinin, *Advances in Difference Equations* **2015**, 1 (2015).
 - [24] N.-Y. Ma and F. Liu, *Applied mathematics and computation* **158**, 225 (2004).
 - [25] N.-Y. Ma and R. King, *Applied mathematics and computation* **133**, 83 (2002).
 - [26] B. V. Gnedenko and A. Kolmogorov, *Limit distributions for sums of independent variables* (Addison-Wesley, Cambridge, 1954).
 - [27] V. V. Uchaikin and V. M. Zolotarev, *Chance and stability: stable distributions and their applications* (Walter de Gruyter, Urecht, 1999).
 - [28] C. M. Ramsay, *Communications in Statistics—Theory and Methods* **35**, 395 (2006).
 - [29] J. Nacher and T. Akutsu, *Physica A: Statistical Mechanics and its Applications* **390**, 4636 (2011).

Finite moments of $u(k)$	$u(k), k \rightarrow \infty$	$\theta = \mu_2 - 2\mu_1$	Asymptote of $w(n)$
$\mu_3 < \infty$	A. $o(k^{-\beta}), \beta > 2$	$\theta \neq 0$	$C_1 e^{-C_2 n} n^{-3/2}$
		$\theta = 0$	$C_1 n^{-3/2}$
	B. $O(k^{-\beta}), \beta > 4$	$\theta < 0$	$C_3 n^{-\alpha-1}$
$\mu_3 = \infty, \mu_2 < \infty$	C. $O(k^{-\beta}), \beta = 4$	$\theta = 0$	$C_1 n^{-3/2}$
		$\theta > 0$	$C_1 e^{-C_2 n} n^{-3/2}$
		$\theta < 0$	$C_3 n^{-\alpha-1}$
	D. $O(k^{-\beta}), 3 < \beta < 4$	$\theta = 0$	$C_4 n^{-\frac{1}{\alpha}-1}$
$\mu_2 = \infty$	E. $O(k^{-\beta}), \beta = 3$	$\theta > 0$	$C_7 e^{-C_8 - C_9 n^{\frac{2}{\pi}}} n^{\frac{1}{\pi}-2}$
	F. $O(k^{-\beta}), 2 < \beta < 3$	$\theta > 0$	$C_{10} e^{-C_{11} n} n^{-3/2}$
$C_1 = \frac{\mu_1^2}{\sqrt{2\pi(\mu_1\mu_3 - \mu_2^2)}}, C'_1 = \frac{\mu_1}{\sqrt{2\pi s}}$ $C_2 = \frac{(\mu_2 - 2\mu_1)^2}{2(\mu_1\mu_3 - \mu_2^2)}, C'_2 = \frac{(\mu_2 - 2\mu_1)^2}{2s\mu_1^2}$ $C_3 = \frac{s\mu_1^{\alpha+2}\Gamma(\alpha+1)}{(2\mu_1 - \mu_2)^{\alpha+1}\Gamma(\alpha)};$ $C_4 = \mu_1 \Gamma\left(1 + \frac{1}{\alpha}\right) \sin \frac{\pi}{\alpha} \left(\frac{2\Gamma(\alpha) \sin \frac{\pi\alpha}{2}}{\pi^{\alpha+1}s}\right)^{1/\alpha}$ $C_5 = \frac{\mu_1}{\sqrt{\alpha-1}} \left(\frac{2^{2-\alpha}(\frac{\mu_2}{\mu_1} - 2)^{2-\alpha}\Gamma(\alpha) \sin \frac{\pi\alpha}{2}}{\alpha\pi^{\alpha}s}\right)^{\frac{1}{2\alpha-2}}$ $C_6 = (1 - \alpha) \left(\frac{2(\frac{\mu_2}{\mu_1} - 2)^{\alpha}\Gamma(\alpha) \sin \frac{\pi\alpha}{2}}{\alpha^{\alpha}\pi s}\right)^{\frac{1}{\alpha-1}}$ $C_7 = \frac{\sqrt{2}\mu_1}{\pi^{3/2}s}$ $C_8 = \frac{1}{\pi s} + \frac{1}{2}$ $C_9 = e^{-1 - \frac{2}{\pi s}}$ $C_{10} = \frac{\mu_1}{\sqrt{2-2\alpha}} \left(\frac{\sqrt{2}\Gamma(\alpha) \sin \frac{\pi\alpha}{2}}{\alpha\pi^{\alpha}s}\right)^{\frac{1}{2\alpha-2}}$ $C_{11} = (1 - \alpha) \left(\frac{\sqrt{2}\Gamma(\alpha) \sin \frac{\pi\alpha}{2}}{\pi\alpha^{\alpha}s}\right)^{\frac{1}{\alpha-1}}$ $\alpha = \beta - 2$			

TABLE II. Asymptotic behaviour of component sizes $w(n)$, in terms of degree-distribution parameters: the first three moments μ_1, μ_2, μ_3 , scale parameter s , and exponent β .