

# A loophole in quantum error correction

Xavier Waintal<sup>1,2,\*</sup>

<sup>1</sup>Univ. Grenoble Alpes, INAC-PHELIQS, F-38000 Grenoble, France

<sup>2</sup>CEA, INAC-PHELIQS, F-38000 Grenoble, France

(Dated: December 3, 2024)

Quantum computers hold the promise of exponential speed up of certain calculations. Building such a machine requires being able to control its quantum state with an extreme precision, a formidable challenge. Yet, the theory of quantum error correction, which culminated in the fault tolerant threshold theorems, showed that it is merely a technical challenge: provided one can make the individual building blocks (quantum bits) with enough precision, it is possible to systematically improve the precision through a clever correcting scheme. Fault tolerant theorems show that an arbitrary good precision can be obtained using a limited amount of hardware – they form the cornerstone of the current belief that a general purpose quantum computer can be built. In this letter we unveil the role of an implicit assumption made in these mathematical theorems: the ability to perform quantum measurements with infinite precision in the *direction* of the measurement. Without this assumption, the fault tolerant theorems do not hold. We show that quantum error correction cannot improve the precision beyond the level reached on the individual qubits operations. Our results imply severe restrictions on the type of quantum machines that can possibly be built.

PACS numbers:

The idea of a quantum computer is attributed to R. Feynman who first recognized that solving the quantum many-body problem is an exponentially hard task for a classical computer, and that conversally, one could imagine using quantum mechanics to perform tasks that a classical computer could not do [1]. The idea took a practical route when Shor proposed a quantum algorithm capable of factorizing large integers in a polynomial time (with respect to the number of digits), i.e. exponentially faster than any known classical algorithm [2]. A quantum machine is intrinsically an analog machine (i.e. its internal state is set by continuous - not discrete - variables) so that the issue of precision immediately arised [3]. Soon after the initial proposal by Shor, various authors proposed different schemes for quantum error corrections allowing one to use several physical quantum bits (hereafter qubits) to build one logical qubit of better quality [4–6]. It was shown how to perform error correction as well as other qubit operations in a fault tolerant way [7–9]. The theory culminated with the fault tolerant threshold theorems [10–13] that showed how one could iteratively concatenate logical qubits into super-logical qubits to achieve an arbitrary good precision (provided the initial physical qubit precision was better than a given threshold, hence the name). In this letter, we revisit the circuits used for quantum error correction with a focus on the role of the precision of the qubit operations [14]. A common wisdom of the field it that rare large discrete errors are essentially equivalent to small continuous errors [15, 16]. We show that, although mathematically correct within some set of assumptions, this equivalence implies an implicit unphysical assumption.

Let us start with describing the quantum error correction codes that will be used below. The no-cloning theorem forbids one to copy a quantum state to ensure redundancy of the information, so the strategy of quantum

error correction is to use robust states  $|0_L\rangle$  (logical zero) and  $|1_L\rangle$  (logical one) to spread out the information of the logical qubit onto  $N_c$  physical qubits. A logical state  $|\Psi\rangle$  of the logical qubit is encoded as,

$$|\Psi\rangle = \alpha|0_L\rangle + \beta|1_L\rangle, \quad (1)$$

where the logical states are expressed in term of the physical qubits,

$$|0_L\rangle = \sum_{i_1 i_2 \dots i_{N_c} \in \{0,1\}} C_{i_1 i_2 \dots i_{N_c}}^0 |i_1 i_2 \dots i_{N_c}\rangle. \quad (2)$$

To describe a  $N_c$ -code, it is sufficient to provide the values of  $C_{i_1 i_2 \dots i_{N_c}}^0$  and  $C_{i_1 i_2 \dots i_{N_c}}^1$ . Equivalently, we will use the elegant stabilizer formalism that implicitly describe a code through a set of  $N_c - 1$  observables  $g_i$  (the stabilizers). The  $g_i$  commute with each others, have  $\pm 1$  eigenvalues, and encoded logical states are eigenstates of all the stabilizers with eigenvalue  $+1$ :  $g_i|\Psi\rangle = |\Psi\rangle$ . For example, the 5-code [6] referred below as  $C_5$  is fully described by  $g_1 = X_1 Z_2 Z_3 X_4$ ,  $g_2 = X_2 Z_3 Z_4 X_5$ ,  $g_3 = X_1 X_3 Z_4 Z_5$  and  $g_4 = Z_1 X_2 X_4 Z_5$  where  $X_i$ ,  $Y_i$  and  $Z_i$  are the three Pauli matrices applied on the physical qubit  $i$  and we have omitted the identity matrices  $I_i$  (We will also illustrate our point with a 7-code  $C_7$  [5] and a 9-code  $C_9$  [4]). The code is complemented by the logical operators  $X_L$  and  $Z_L$  that implement the corresponding effective Pauli matrices in the logical basis:  $X_L = X_1 X_2 X_3 X_4 X_5$  and  $Z_L = Z_1 Z_2 Z_3 Z_4 Z_5$ . To project a state onto the logical subspace, one needs only to measure the different stabilizers. The set of observed values is called the syndrome. If some values are found to be  $-1$ , then one needs only to apply one one-qubit gate ( $X_i$ ,  $Y_i$  and  $Z_i$ ) according to a "syndrome table" (see for instance [16] for details).

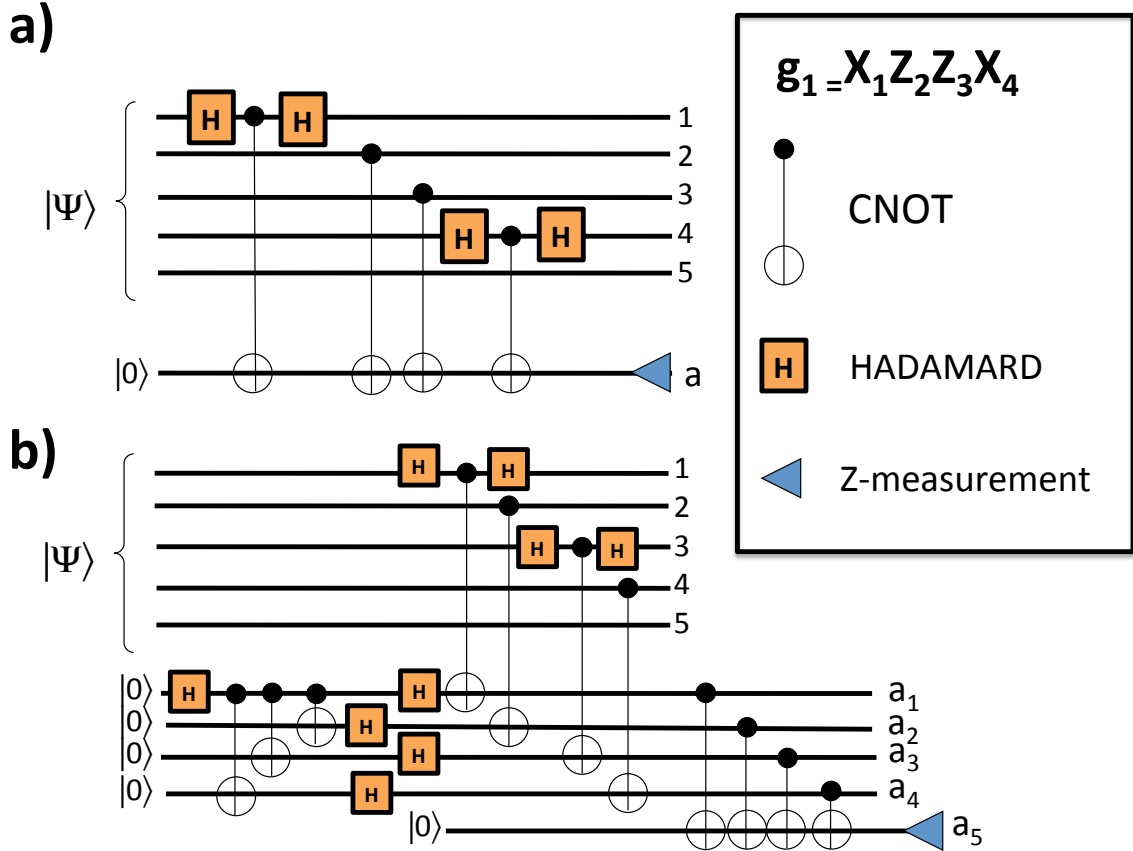


FIG. 1: Schematic of the quantum circuit to measure a stabilizer: example of  $g_1$  of the 5-code. the upper qubits 1-5 form the code while the lower ones  $a, a_1, a_2, a_3, a_4, a_5$  are ancilla qubits needed for the stabilizer measurement. a) Simple measurement resilient to a single errors on qubit 1-5. b) Fault tolerant measure resilient to a single error in qubits 1-5 or in the ancillas. The fault tolerant circuit is adapted from [7–9]

The remarkable property of the above construction is that a logical state is fully robust to *one* arbitrary one-qubit error. Indeed, if one starts with a state  $|\Psi\rangle$  in the logical subspace and accidentally applies one of the one-qubit gates, a subsequent measure of the stabilizers will reveal the error in the syndrome, and one will be able to come back to the original state by applying the one-qubit gate once again (since they all square to unity). In the widely used discrete error model, one supposes that each physical qubit has a probability  $p_d$  to have an error in between two steps of error-correction. Since there needs to be an error on at least *two* physical qubits for an error to be introduced into the logical qubit, the probability  $p_L$  to have an error in the logical qubit scales as  $p_L = p_d^2/p_c$  (where the code-dependent constant  $p_c$  will be the critical threshold). This quadratic scaling

is crucial for the fault tolerant threshold theorem: for  $p_d < p_c$  the logical qubit has less errors than the physical one on average. Furthermore, the gain in precision at each concatenation step increases very fast, much faster than the total number of physical qubits.

We now arrive at the heart of our argument. It might be surprising to only consider a set of rare discrete errors. Indeed, although these errors are present, one also wants to consider small inaccuracies that are present on each qubit operation: we can only apply a given qubit gate with a finite precision  $\epsilon$  [14]. An important paradigm of quantum error correction is that these two types of errors, *discrete errors* and *finite precision* errors, are essentially equivalent. This equivalence was proven formally in a mathematical theorem (see [16] for a clear proof). In the rest of this letter we will show that they

are in fact of very different nature. Let us follow a sketch of the proof of this theorem from a physical viewpoint. Suppose that we want to apply  $X_1$  on our logical state  $|\Psi\rangle$ , but that instead we apply a slightly different operator  $U_1 = \cos \epsilon X_1 + \sin \epsilon Z_1$  (a  $\pi$  rotation along an axis slightly tilted with respect to  $\vec{x}$ , with  $\epsilon \ll 1$ ). We now perform a quantum error correction step (i.e. measure all the  $g_i$ ). The measurement of the stabilizers projects the state onto the eigenstates of the  $g_i$  so that we end up into one of these states with probability  $\cos^2 \epsilon$  (and a given syndrome) or into another one with probability  $\sin^2 \epsilon$  (and a different syndrome). In other words, the stabilization procedure *forces* the continuous error to choose between either no error (we have applied  $X_1$  as we wanted) or one discrete error with a small probability  $\sin^2 \epsilon$  (we have applied  $Z_1$  instead of  $X_1$ ). Although perfectly valid from a mathematical perspective, the unphysical assumption behind this theorem is that we are able to perform the stabilization procedure with infinite precision with respect to the direction of the measurement. In the rest of this article, we will study what happens when one acknowledges the fact that any measurement is performed with a finite precision. Let us emphasize that the precision we discuss here is *not* the fidelity of the measurement (i.e. measurement errors where one finds a result  $+1$  when it should have been  $-1$ ) but the precision on the direction of the measurement. For instance, if our qubit is the spin 1/2 of an electron localized in a quantum dot and we want to measure its spin along the  $\vec{z}$  axis, then, we will actually measure it along a direction  $\vec{m}_\epsilon$  that will be close, yet different from  $\vec{z}$ . In practice, it means that instead of measuring  $Z$ , we will measure

$$Z \rightarrow \vec{m}_\epsilon \cdot \vec{\Sigma} = m_\epsilon^x X + m_\epsilon^y Y + m_\epsilon^z Z \quad (3)$$

where  $\vec{m}_\epsilon = (m_\epsilon^x, m_\epsilon^y, m_\epsilon^z)$  and  $\vec{\Sigma} = (X, Y, Z)$ . In this example,  $\vec{m}_\epsilon$  will fluctuate slightly due to e.g. the fluctuations of the current inside the electromagnetic coil used to set the measuring direction. Below, we show that the precision of the logical qubit cannot go beyond the precision of  $\vec{m}_\epsilon$ . Coming back to our sketch of the proof above, our point is rather simple: since we do not know the exact direction of  $\vec{m}_\epsilon$ , we cannot correct for our error. We simply do not have access to the information (this information is encoded in the directions  $\vec{m}_\epsilon$ , i.e. in continuous variables, while we only measure the syndromes  $g_i = \pm 1$ , i.e. discrete values). In fact, even without applying  $U_1$ , the stabilization procedure alone will generate a finite inaccuracy. It is important to realize that the effect of the precision is very different on one-qubit errors and on the measurements. This is rather natural as they are of very different nature: while the former are unitary, therefore reversible, the latter are irreversible and our source of information to correct error (and remove entropy from the system). In short our point is that – while *one* arbitrary qubit error is indeed equivalent to the discrete error

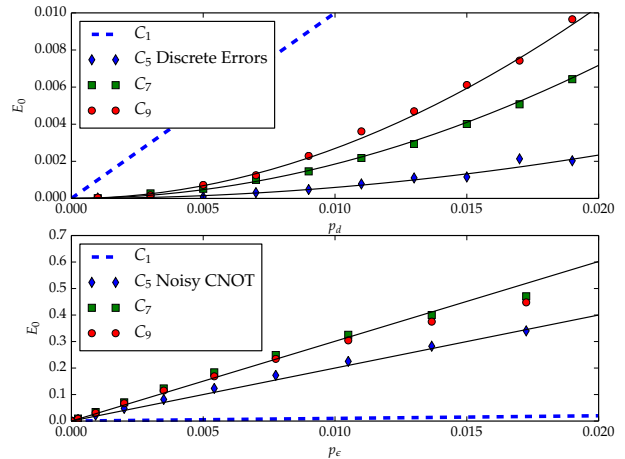


FIG. 2: Numerical experiment of the error-correction protocol. **Upper panel:** error  $E_0$  on the logical qubit as a function of the discrete error probability  $p_d$  (with  $p_e = 0$ ). **Lower panel:** error  $E_0$  as a function of the precision  $p_e$  of the direction of the measurement (with  $p_d = 0$ ). The various curves  $C_5$ ,  $C_7$  and  $C_9$  correspond to different error correcting codes with  $N_c = 5, 7$  and  $9$  physical qubits to encode one logical qubit. The dashed line  $C_1$  is our reference, it corresponds to the precision without any encoding. Values above the  $C_1$  curve mean that the logical qubit has less precision than the initial physical qubit. The simulations are averaged over  $10^5$  repetitions. The thin lines are quadratic (upper panel) and linear (lower panel) fits.

model – *many* small continuous errors (lack of precision) are not equivalent to rare large qubit errors.

To proceed, we need to explain in more details how the stabilizers are actually measured in a real circuit. The measurement of a product of one-qubit gates such as  $g_1$  is performed using an ancilla qubit and a sequence of 2-qubit CNOT gate as shown in Fig.1a) [7–9]. The CNOT gate switches the second qubit  $j$  if the first one  $i$  is in state  $|1\rangle$  :

$$C_X(i, j) = [(I_i + Z_i)I_j + (I_i - Z_i)X_j]/2 \quad (4)$$

while the Hadamard gates  $H$  reads  $H_i = [X_i + Z_i]/\sqrt{2}$ . We will perform numerical experiments of the following protocol:

- Prepare the system in  $|0_L\rangle$
- Apply discrete errors with probability  $p_d$ .
- Measure the stabilizers with a finite precision  $p_e$ .
- Correct for possible error, depending on the observed syndrome.

At the end of the protocol, the system is in state  $|\Psi\rangle$ . We measure the effective error of the logical qubit as  $E_0 \equiv 1 - |\langle 0_L | \Psi \rangle|^2$ . Note that although  $E$  is not directly

accessible in a real experiment, it is almost equal to  $E_0 \approx 1 - \langle \Psi | Z_L | \Psi \rangle$  that can be measured directly. We have considered two error models. First, as a reference, the widely studied discrete error model: we apply a discrete error  $X_i$ ,  $Y_i$  or  $Z_i$  on each physical qubit (not the ancillas) with probability  $p_d/3$  (each) before the quantum error correction steps. Second, the finite precision error model: during the measurement of the stabilizers, we introduce an inaccuracy on the direction of the measurement of the stabilizers. In practice, this is implemented through inaccuracy of the CNOT gate which now reads,

$$C_X(i, j) = [(I_i + m_\epsilon \cdot \vec{\Sigma}_i)I_j + (I_i - m_\epsilon \cdot \vec{\Sigma}_i)X_j]/2 \quad (5)$$

where the vector  $\vec{m}_\epsilon = (\sin \theta \cos \phi, \sin \theta \sin \phi, \cos \theta)$  is taken to be random with a flat distribution of the angles  $\theta \in [0, \epsilon]$  and  $\phi \in [0, 2\pi]$ . The corresponding average error probability is  $p_\epsilon = \epsilon^2/12$ . Note that this is equivalent to applying a small one qubit rotation before and after an exact CNOT gate on *all* the physical qubits (except the ancilla).

The results are shown in Fig.2. In the upper panel, we show the results of the discrete error model. As anticipated, the error correction works very well in this case and we find an error  $E \propto p_d^2$ , compatible with the existence of a threshold for fault tolerant computation. We have also checked that the code perfectly corrects any single one qubit error. However, the situation is drastically different when one replaces the discrete error by the finite precision on the direction of the stabilizers (lower panel): the error now scales linearly with the precision  $E_0 \propto p_\epsilon$ . Worse, **the logical qubit is actually less precise than the physical ones**. One could argue that this is due to our protocol not being fault tolerant. However the fault tolerant circuits, such as the one shown in Fig.1b) do not help here: they only help to correct errors on the ancillas and we have omitted this type of errors in this study (not that to be fully fault tolerant, the circuit of Fig.1b) should be supplemented with a verification procedure of the initial ancilla state and repeated 3 times to correct for errors on the ancilla measurement). Indeed, whatever the circuit, one eventually measures a stabilizer, say  $g_1 = X_1 Z_2 Z_3 X_4$ , and this measurement has a finite precision, i.e one measures  $\tilde{g}_1 = (\vec{m}_1 \cdot \vec{\Sigma}_1)(\vec{m}_2 \cdot \vec{\Sigma}_2)(\vec{m}_3 \cdot \vec{\Sigma}_3)(\vec{m}_4 \cdot \vec{\Sigma}_4)$ . In the discrete error model, the errors do not affect the structure of the code (the eigenstates of the  $g_i$ ), they only lead to jumps from one subspace to another. With finite precision, the stabilizers  $\tilde{g}_i$  are not perfectly known and do not commute perfectly with each other, a very different situation. Ironically, the very same physical qubits that have been added to "separate" the logical qubits serve as effective reservoirs where the quantum information leaks, due to the finite precision of the qubit operations.

Let us end with a last protocol where we prepare a perfect  $|0L\rangle$ , apply the logical  $X_L$  operator to go to  $|1L\rangle$ , correct for errors, re-apply  $X_L$  a second time to go back

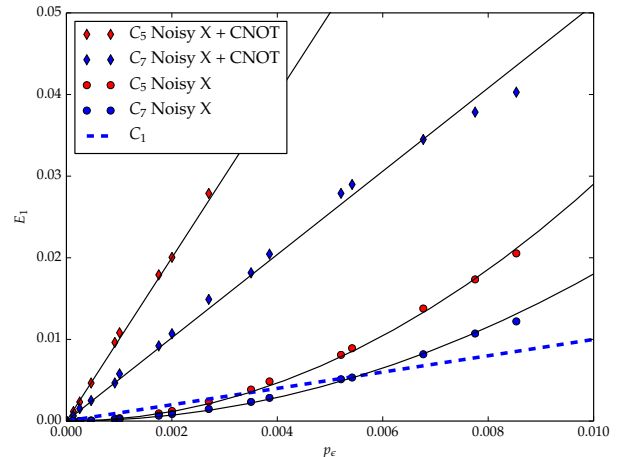


FIG. 3: Numerical experiment of the fault tolerant  $(X_L)^2 = 1$  protocol. Error  $E_1 = |\langle 1L | \Psi \rangle|^2$  on the logical qubit as a function of the precision  $p_\epsilon$ . In the upper two curves we have a finite precision  $p_\epsilon$  on both the CNOT and the X operators while in the lower two curves the CNOT are perfect. Red (Blue) curves correspond respectively to the two different error code  $C_5$  and  $C_7$  as explained in the text. The dashed line  $C_1$  is our reference, it corresponds to the precision without any encoding. Values above the  $C_1$  curve mean that the logical qubit has less precision than the initial physical qubit. The simulations are averaged over  $10^5$  repetitions. The thin lines are quadratic (lower two curves) and linear (upper two curves) fits.

to  $|0L\rangle$  and correct for errors again. This is the fault tolerant way to perform  $X_L^2 = 1$ . We have added finite precision errors also on the  $X_i$  operators of  $X_L$  with the same finite precision  $\epsilon$  as for the CNOT. Fig.3 shows the results: in the absence of CNOT finite precision (lower two curves), we recover the  $p_\epsilon^2$  behaviour, indicating that with a perfect error correction small errors are indeed equivalent to discrete ones. However, as soon as one switches on the finite precision on the CNOT, one finds linear scaling again with a large slope: the fault tolerant operator  $X_L$  has much less precision than its single qubit counterpart. The error that is plotted in Fig.3 is  $E_1 = |\langle 1L | \Psi \rangle|^2$ , i.e. it is the error that has already reached the logical state - it is by definition uncorrectable.

We conclude that quantum error correction can help to get rid of the largest errors present, but cannot lead to improvements beyond the precision  $p_\epsilon$  on the direction of the measurement. Our point directly contradicts the conclusion of fault tolerant threshold theorems, and reinstates quantum computers as analog machines. A direct corollary is that only a finite ( $\approx 1/\epsilon^2$ ) number of gate operations can be performed which severely limits the possible applications of such a machine.

To end on a positive note, the basic idea at the root of quantum computing remains fully valid: nature solves

everyday quantum many body problems that are totally inaccessible to classical computers. Applications such as quantum simulations or minimum finding are probably much more resilient to imperfections than, say, the factorization of large integers. One could also envision turning quantum computers into true digital machines by designing algorithms that use only a discrete set of points on the Bloch sphere.

### Acknowledgment

Warm thanks to M. Sanquer who pointed Ref.[14] to us which triggered the present study. The hospitality of the National University of Singapore where this work was initiated during the French-Singapore QuESTs symposium is also acknowledged. We thank A. Fowler, T. Meunier, JM Gerard, N. Mahrouf, M. Mhalla, P. Bertet and M. Mirrahimi for useful feedback after the first version of this manuscript.

---

\* xavier.waintal@cea.fr

- [1] R. Feynman, International Journal of Theoretical Physics **21**, 467 (1982).
- [2] P. Shor, SFCS '94 Proceedings of the 35th Annual Symposium on Foundations of Computer Science p. 124 (1994).
- [3] R. Landauer, Proc. of the Drexel-4 Symposium on quantum Nonintegrability Quantum Classical Correspondence (1994).
- [4] P. W. Shor, Phys. Rev. A **52**, R2493 (1995), URL <http://link.aps.org/doi/10.1103/PhysRevA.52.R2493>.
- [5] A. M. Steane, Phys. Rev. Lett. **77**, 793 (1996), URL <http://link.aps.org/doi/10.1103/PhysRevLett.77.793>.
- [6] R. Laflamme, C. Miquel, J. P. Paz, and W. H. Zurek, Phys. Rev. Lett. **77**, 198 (1996), URL <http://link.aps.org/doi/10.1103/PhysRevLett.77.198>.
- [7] P. W. Shor, 37th Symposium on Foundations of Computing, IEEE Computer Society Press pp. 55–65 (1996).
- [8] D. P. DiVincenzo and P. W. Shor, Phys. Rev. Lett. **77**, 3260 (1996), URL <http://link.aps.org/doi/10.1103/PhysRevLett.77.3260>.
- [9] M. B. Plenio, V. Vedral, and P. L. Knight, Phys. Rev. A **55**, 4593 (1997), URL <http://link.aps.org/doi/10.1103/PhysRevA.55.4593>.
- [10] D. Aharonov and M. Ben-Or, Proceeding of the twenty-ninth symposium on the theory of computing p. 176 (1997).
- [11] E. Knill, L. R., and Z. W., Science **279**, 342 (1998).
- [12] A. Kitaev, Quantum Communication, Computing and Measurement, edited by O. Hirota and C.M. Caves p. 181 (1997).
- [13] A. G. Fowler, Phys. Rev. Lett. **109**, 180502 (2012), URL <http://link.aps.org/doi/10.1103/PhysRevLett.109.180502>.
- [14] M. Dyakonov, International conference on Hot Topics in Physical Informatics p. Arxiv:1401.3629 (2013).
- [15] B. M. Terhal, Rev. Mod. Phys. **87**, 307 (2015), URL <http://link.aps.org/doi/10.1103/RevModPhys.87.307>.
- [16] M. A. Nielsen and I. L. Chuang, *Quantum Computation and Quantum Information: 10th Anniversary Edition* (Cambridge University Press, New York, NY, USA, 2011), 10th ed., ISBN 1107002176, 9781107002173.