

Local convergence of the boundary element method on polyhedral domains

Markus Faustmann, Jens Markus Melenk

Institute for Analysis and Scientific Computing
 Vienna University of Technology
 Wiedner Hauptstr. 8-10, 1040 Wien, Austria
 markus.faustmann@tuwien.ac.at, melenk@tuwien.ac.at

Abstract

The local behavior of the lowest order boundary element method on quasi-uniform meshes for Symm's integral equation and the stabilized hyper-singular integral equation on polygonal/polyhedral Lipschitz domains is analyzed. We prove local *a priori* estimates in L^2 for Symm's integral equation and in H^1 for the hypersingular equation. The local rate of convergence is limited by the local regularity of the sought solution and the sum of the global regularity and additional regularity provided by the shift theorem for a dual problem.

1 Introduction

The boundary element method (BEM) for the discretization of boundary integral equation is an established numerical method for solving partial differential equations on (un)bounded domains. As an energy projection method, the Galerkin BEM is, like the finite element method (FEM), (quasi-)optimal in some global norm. However, often the quantity of interest is not the error on the whole domain, but rather a local error on part of the computational domain.

For the FEM, the analysis of local errors goes back at least to [NS74]; advanced versions can be found in [Wah91, DGS11]. For Poisson's problem, the local error estimates typically have the form

$$\|u - u_h\|_{H^1(B_0)} \lesssim \inf_{\chi_h \in X_h} \|u - \chi_h\|_{H^1(B_1)} + R^{-1} \|u - u_h\|_{L^2(B_1)}, \quad (1.1)$$

where u is the exact solution, u_h the finite element approximation from a space X_h of piecewise polynomials, and $B_0 \Subset B_1$ are open subsets of Ω with $R := \text{dist}(B_0, \partial B_1)$. Thus, the local error in the energy norm is bounded by the local best approximation on a larger domain and the error in the weaker L^2 -norm. The local best approximation allows convergence rates up to the local regularity; the L^2 -error is typically controlled with a duality argument and limited by the regularity of the dual problem as well as the global regularity of the solution. Therefore, if the solution is smoother locally, we can expect better rates of convergence for the local error.

Significantly fewer works study the local behavior of the BEM. The case of smooth two dimensional curves is treated in [Sar87, Tra95], and in [ST96] three dimensional screen problems are studied. [RW85, RW88] provide estimates in the L^∞ -norm on smooth domains. However, for the case of piecewise smooth geometries such as polygonal and polyhedral domains, sharp local error estimates that exploit the maximal (local) regularity of the solution are not available. Moreover, the analyses of [Sar87, Tra95, ST96] are tailored to the energy norm and do not provide optimal local estimates in stronger norms.

In this article, we obtain sharp local error estimates for lowest order discretizations on quasi-uniform meshes for Symm's integral equation in the L^2 -norm and for the (stabilized) hyper-singular integral equation in the H^1 -seminorm on polygonal/polyhedral domains. Structurally, the local estimates are similar to (1.1): The local error is bounded by a local best approximation error and a global error in a weaker norm. More precisely, our local convergence rates depend only on the local regularity and the sum of the global regularity and the additional regularity of the dual problem on polygonal/polyhedral domains. Numerical examples show the sharpness of our analysis. As discussed in Remark 2.4 below, our results improve [Sar87, Tra95, ST96] as estimates in L^2 (for Symm's equation) and H^1 (for the hyper-singular equation) are obtained there from local energy norm estimates with the aid of inverse estimates, thereby leading to a loss of $h^{-1/2}$. In contrast, we avoid using an inverse inequality to go from the energy norm to a stronger norm.

The paper is structured as follows. We start with some notations and then present the main results for both Symm's integral equation and the hyper-singular integral equation in Section 2. In Section 3 we are concerned with the proofs of these results. First, some technical preliminaries that exploit the additional regularity on piecewise smooth geometries to prove some improved *a priori* estimates for solutions of Poisson's equation as well as for the boundary integral operators are presented. Then, we prove the main results, first for Symm's equation, then for the stabilized hyper-singular equation. In principle, the proofs take ideas from [Wah91], but due to the non-locality of the BEM solutions, important modifications are needed. However, similarly to [Wah91] a key step is to apply interior regularity estimates, provided recently by [FMP16, FMP15], and to use some additional smoothness of localized boundary integral operators (commutators). Finally, Section 4 provides numerical examples that underline the sharpness of our theoretical local *a priori* estimates.

1.1 Notation on norms

For open sets $\omega \subset \mathbb{R}^d$, we define the integer order Sobolev spaces $H^k(\omega)$, $k \in \mathbb{N}_0$, in the standard way [McL00, p. 73ff]. The fractional Sobolev space $H^{k+s}(\omega)$, $k \in \mathbb{N}_0$, $s \in (0, 1)$ are defined by the Slobodeckii norm as described in [McL00, p. 73ff]. The spaces $\tilde{H}^s(\omega)$, $s \geq 0$, consist of those function whose zero extension to \mathbb{R}^d is in $H^s(\mathbb{R}^d)$. The spaces $H^{-s}(\omega)$, $s \geq 0$, are taken to be the dual space of $\tilde{H}^s(\omega)$. We will make use of the fact that for bounded Lipschitz domains ω

$$H^s(\omega) = \tilde{H}^s(\omega) \quad \forall s \in [0, 1/2]. \quad (1.2)$$

For Lipschitz domains $\Omega \subset \mathbb{R}^d$ with boundary $\Gamma := \partial\Omega$ we define Sobolev spaces $H^s(\Gamma)$ with $s \in [0, 1]$ as described in [McL00, p. 96ff] using local charts. For $s > 1$, we *define* the spaces $H^s(\Gamma)$ in a non-standard way: $H^s(\Gamma)$ consists of those functions that have a lifting to $H^{1/2+s}(\mathbb{R}^d)$, and we define the norm $\|\cdot\|_{H^s(\Gamma)}$ by

$$\|u\|_{H^s(\Gamma)} := \inf_{\substack{v \in H^{1/2+s}(\mathbb{R}^d), \\ v|_{\Gamma} = u}} \|v\|_{H^{1/2+s}(\mathbb{R}^d)}. \quad (1.3)$$

Correspondingly, there is a lifting operator

$$\mathcal{L} : H^{1+s}(\Gamma) \rightarrow H^{3/2+s}(\mathbb{R}^d) \quad (1.4)$$

with the lifting property $(\mathcal{L}u)|_{\Gamma} = u$, which is by definition of the norm (1.3) bounded. The spaces $H^{-s}(\Gamma)$, $s \geq 0$, are the duals of $H^s(\Gamma)$. Their norm is defined as

$$\|u\|_{H^{-s}(\Gamma)} := \sup_{v \in H^s(\Gamma)} \frac{\langle u, v \rangle}{\|v\|_{H^s(\Gamma)}}.$$

Remark 1.1 (equivalent norm definitions) (i) For $s > 1$ an equivalent definition of the norm $\|\cdot\|_{H^s(\Gamma)}$ in (1.3) would be to replace $\|\cdot\|_{H^{s+1/2}(\mathbb{R}^d)}$ with $\|\cdot\|_{H^{s+1/2}(\Omega)}$, i.e.,

$$\|u\|_{H^s(\Gamma)} := \inf_{\substack{v \in H^{1/2+s}(\Omega), \\ v|_{\Gamma}=u}} \|v\|_{H^{s+1/2}(\Omega)}.$$

This follows from the existence of the universal extension operator $E : L^2(\Omega) \rightarrow L^2(\mathbb{R}^d)$ described in [Ste70, Chap. VI.3], which asserts that E is also a bounded linear operator $H^k(\Omega) \rightarrow H^k(\mathbb{R}^d)$ for any $k \geq 0$.

(ii) The trace operator $\gamma_0 : H^{s+1/2}(\mathbb{R}^d) \rightarrow H^s(\Gamma)$ is a continuous operator for $0 < s < 1$ (cf. [McL00, Thm. 3.38], [SS11, Thm. 2.6.8]). [SS11, Thm. 2.6.11] (cf. also [McL00, Thm. 3.37]) assert the existence of a continuous lifting \mathcal{L} in the range $0 < s < 1$ as well so that (1.3) is an equivalent norm for $0 < s < 1$ as well.

(iii) For polygonal (in 2D) and polyhedral (in 3D) Lipschitz domains the spaces $H^s(\Gamma)$ in the range $s \in (1, 3/2)$ can be characterized alternatively as follows: Let Γ_i , $i = 1, \dots, N$, be the affine pieces of Γ , which may be identified with an interval (for the 2D case) or a polygon (for the 3D case). Then

$$u \in H^s(\Gamma) \iff u|_{\Gamma_i} \in H^s(\Gamma_i) \quad \forall i \in \{1, \dots, N\} \quad \text{and } u \in C^0(\Gamma). \quad (1.5)$$

The equivalence (1.5) gives rise to yet another norm equivalence for the space $H^s(\Gamma)$, namely, $\|u\|_{H^s(\Gamma)} \sim \sum_{i=1}^N \|u\|_{H^s(\Gamma_i)}$.

The condition $u \in C^0(\Gamma)$ is a compatibility condition. More generally, for $s > 3/2$ similar, more complicated compatibility conditions can be formulated to describe the space $H^s(\Gamma)$ in terms of piecewise Sobolev spaces. \blacksquare

Finally, we will need local norms on the boundary. For an open subset $\Gamma_0 \subset \Gamma$ and $s \geq 0$, we define local negative norms by

$$\|u\|_{H^{-s}(\Gamma_0)} = \sup_{\substack{w \in H^s(\Gamma) \\ \text{supp } w \subset \Gamma_0}} \frac{\langle u, w \rangle}{\|w\|_{H^s(\Gamma)}}. \quad (1.6)$$

In the following, we write γ_0^{int} for the interior trace operator, i.e., the trace operator from the inside of the domain and γ_0^{ext} for the exterior trace operator. For the jump of the trace of a function u we use the notation $[\gamma_0 u] = \gamma_0^{\text{int}} u - \gamma_0^{\text{ext}} u$. In order to shorten notation, we write γ_0 for the trace, if the interior and exterior trace are equal, i.e., $[\gamma_0 u] = 0$.

We denote the interior and exterior conormal derivative by $\gamma_1^{\text{int}} u := \nabla u \cdot n_i$, $\gamma_1^{\text{ext}} u := \nabla u \cdot n_e$, with the interior and exterior normal vectors n_i, n_e . The jump of the normal derivative across the boundary is defined by $[\partial_n u] := \gamma_1^{\text{int}} u - \gamma_1^{\text{ext}} u$, and we write $\partial_n u$ for the normal derivative if $[\partial_n u] = 0$.

2 Main Results

We study bounded Lipschitz domains $\Omega \subset \mathbb{R}^d$, $d \geq 2$ with polygonal/polyhedral boundary $\Gamma := \partial\Omega$.

2.1 Symm's integral equation

The elliptic shift theorem for the Dirichlet problem is valid in a range that is larger than for general Lipschitz domains. We characterize this extended range by a parameter $\alpha_D \in (0, 1/2)$ that will pervade most of the estimates of the present work. It is defined by the following assumption:

Assumption 1 $\Omega \subset \mathbb{R}^d$, $d \geq 2$ is a bounded Lipschitz domain whose boundary consists of finitely many affine pieces (i.e., Ω is the intersection of finitely many half-spaces). $R_\Omega > 0$ is such that the open ball $B_{R_\Omega}(0) \subset \mathbb{R}^d$ of radius R_Ω that is centered at the origin contains $\overline{\Omega}$. The parameter $\alpha_D \in (0, 1/2)$ is such that for every $\varepsilon \in (0, \alpha_D]$ there is $C_\varepsilon > 0$ such that the a priori bound

$$\|Tf\|_{H^{3/2+\varepsilon}(B_{R_\Omega}(0)\setminus\Gamma)} \leq C_\varepsilon \|f\|_{H^{-1/2+\varepsilon}(B_{R_\Omega}(0)\setminus\Gamma)} \quad \forall f \in H^{-1/2+\varepsilon}(B_{R_\Omega}(0)\setminus\Gamma) \quad (2.1)$$

holds, where $u := Tf \in H^1(B_{R_\Omega}(0)\setminus\Gamma)$ denotes the solution of

$$-\Delta u = f \quad \text{in } B_{R_\Omega}(0)\setminus\Gamma, \quad \gamma_0 u = 0 \quad \text{on } \Gamma \cup \partial B_{R_\Omega}(0). \quad (2.2)$$

The norms $\|\cdot\|_{H^s(B_{R_\Omega}(0)\setminus\Gamma)}$, $s > 0$ are understood as the sum of the norm on Ω and $B_{R_\Omega}(0)\setminus\overline{\Omega}$, i.e.,

$$\|u\|_{H^s(B_{R_\Omega}(0)\setminus\Gamma)}^2 := \|u\|_{H^s(\Omega)}^2 + \|u\|_{H^s(B_{R_\Omega}(0)\setminus\overline{\Omega})}^2.$$

Remark 2.1 The condition on the parameter α_D in Assumption 1 can be described in terms of two Dirichlet problems, one posed on Ω and one posed on $B_{R_\Omega}(0)\setminus\overline{\Omega}$. For each of these two domains, a shift theorem is valid, and α_D is determined by the more stringent of the two conditions. It is worth stressing that the type of boundary condition on $\partial B_{R_\Omega}(0)$ is not essential in view of the smoothness of $\partial B_{R_\Omega}(0)$ and $\text{dist}(\Gamma, \partial B_{R_\Omega}(0)) > 0$.

In the case $d = 2$ the parameter α_D is determined by the extremal angles of the polygon Ω . Specifically, let $0 < \omega_j < 2\pi$, $j = 1, \dots, J$, be the interior angles of the polygon Ω . Then, Assumption 1 is valid for any $\alpha_D > 0$ that satisfies

$$\frac{1}{2} < \frac{1}{2} + \alpha_D < \min_{j=1, \dots, J} \min \left\{ \frac{\pi}{\omega_j}, \frac{\pi}{2\pi - \omega_j} \right\} < 1.$$

(Note that $\omega_j \neq \pi$ for all j so that the right inequality is indeed strict.) ■

We consider Symm's integral equation in its weak form: Given $f \in H^{1/2}(\Gamma)$ find $\phi \in H^{-1/2}(\Gamma)$ such that

$$\langle V\phi, \psi \rangle_{L^2(\Gamma)} = \langle f, \psi \rangle_{L^2(\Gamma)} \quad \forall \psi \in H^{-1/2}(\Gamma). \quad (2.3)$$

Here, the single-layer operator V is given by

$$V\phi(x) = \int_{\Gamma} G(x-y)\phi(y)ds_y, \quad x \in \Gamma,$$

where, with the surface measure $|S^{d-1}|$ of the Euclidean sphere in \mathbb{R}^d , we set

$$G(x, y) = \begin{cases} -\frac{1}{|S^1|} \log|x-y|, & \text{for } d = 2, \\ +\frac{1}{|S^{d-1}|} |x-y|^{-(d-2)}, & \text{for } d \geq 3. \end{cases} \quad (2.4)$$

The single layer operator V is a bounded linear operator in $L(H^{-1/2+s}(\Gamma), H^{1/2+s}(\Gamma))$ for $|s| \leq \frac{1}{2}$, [SS11, Thm. 3.1.16]. It is elliptic for $s = 0$ with the usual proviso for $d = 2$ that $\text{diam}(\Omega) < 1$, which we can assume by scaling.

Let $\mathcal{T}_h = \{T_1, \dots, T_N\}$ be a quasiuniform, regular and γ -shape regular triangulation of the boundary Γ . By $S^{0,0}(\mathcal{T}_h) := \{u \in L^2(\Gamma) : u|_{T_j} \text{ is constant } \forall T_j \in \mathcal{T}_h\}$ we denote the space of piecewise constants on the mesh \mathcal{T}_h . The Galerkin formulation of (2.3) reads: Find $\phi_h \in S^{0,0}(\mathcal{T}_h)$ such that

$$\langle V\phi_h, \psi_h \rangle_{L^2(\Gamma)} = \langle f, \psi_h \rangle_{L^2(\Gamma)} \quad \forall \psi_h \in S^{0,0}(\mathcal{T}_h). \quad (2.5)$$

The following theorem is one of the main results of this paper. It estimates the Galerkin error in the L^2 -norm on a subdomain by the local best approximation error in L^2 on a slightly larger subdomain and the global error in a weaker norm.

Theorem 2.2 *Let Assumption 1 hold and let \mathcal{T}_h be a quasiuniform, γ -shape regular triangulation. Let $\phi \in H^{-1/2}(\Gamma)$ and $\phi_h \in S^{0,0}(\mathcal{T}_h)$ satisfy the Galerkin orthogonality condition*

$$\langle V(\phi - \phi_h), \psi_h \rangle = 0 \quad \forall \psi_h \in S^{0,0}(\mathcal{T}_h). \quad (2.6)$$

Let $\Gamma_0, \hat{\Gamma}$ be open subsets of Γ with $\Gamma_0 \subset \hat{\Gamma} \subsetneq \Gamma$ and $R := \text{dist}(\Gamma_0, \partial\hat{\Gamma}) > 0$. Let h be sufficiently small such that at least $C_{\alpha_D} \frac{h}{R} \leq \frac{1}{12}$ with a fixed constant C_{α_D} depending only on α_D . Assume that $\phi \in L^2(\hat{\Gamma})$. Then, we have

$$\|\phi - \phi_h\|_{L^2(\Gamma_0)} \leq C \left(\inf_{\chi_h \in S^{0,0}(\mathcal{T}_h)} \|\phi - \chi_h\|_{L^2(\hat{\Gamma})} + \|\phi - \phi_h\|_{H^{-1-\alpha_D}(\Gamma)} \right).$$

The constant $C > 0$ depends only on $\Gamma, \Gamma_0, \hat{\Gamma}, d, R$, and the γ -shape regularity of \mathcal{T}_h .

If we additionally assume higher local regularity as well as some (low) global regularity of the solution ϕ , this local estimate implies that the local error converges faster than the global error, which is stated in the following corollary.

Corollary 2.3 *Let the assumptions of Theorem 2.2 be fulfilled. Let $\tilde{\Gamma} \subset \Gamma$ be a subset with $\hat{\Gamma} \subsetneq \tilde{\Gamma}$ and $\text{dist}(\tilde{\Gamma}, \partial\tilde{\Gamma}) \geq R > 0$. Additionally, assume $\phi \in H^{-1/2+\alpha}(\Gamma) \cap H^\beta(\tilde{\Gamma})$ with $\alpha \geq 0, \beta \in [0, 1]$. Then, we have*

$$\|\phi - \phi_h\|_{L^2(\Gamma_0)} \leq Ch^{\min\{1/2+\alpha+\alpha_D, \beta\}}$$

with a constant $C > 0$ depending only on $\Gamma, \Gamma_0, \hat{\Gamma}, \tilde{\Gamma}, d, R, \alpha, \beta$, and the γ -shape regularity of \mathcal{T}_h .

In the results of [NS74, Wah91] singularities far from the domain of interest have a weaker influence on the local convergence for the FEM. Corollary 2.3 shows that this is similar in the BEM. Singularities either of the solution (represented by α) or the geometry (represented by α_D) are somewhat smoothed on distant parts of the boundary, but still persist even far away.

Remark 2.4 *In comparison to [ST96], Corollary 2.3 gives a better result for the rate of convergence of the local error in the case where the convergence is limited by the global error in the weaker norm. More precisely, for the case $\phi \in H^{1/2}(\tilde{\Gamma}) \cap L^2(\Gamma)$, [ST96] obtains the local rate of $1/2$, which coincides with our local rate. However, if $\phi \in H^1(\tilde{\Gamma})$, we obtain a rate of 1 in the L^2 -norm, whereas the rate in [ST96] remains at $1/2$. ■*

Remark 2.5 Even for smooth functions f , the solution ϕ of (2.3) is, in general, not better than $H^\alpha(\Gamma)$ with $\alpha = \frac{1}{2} + \alpha_D$. Recall from Remark 2.1 that α_D is determined by the mapping properties for both the interior and the exterior Dirichlet problem. A special situation therefore arises if Symm's integral equation is obtained from reformulating an interior (or exterior) Dirichlet problem. To be specific, consider again the case $d = 2$ of a polygon Ω with interior angles ω_j , $j = 1, \dots, J$. We rewrite the boundary value problem $-\Delta u = 0$ in Ω with $u|_\Gamma = g$ as the integral equation

$$V\phi = \left(\frac{1}{2} + K\right)g$$

for the unknown function $\phi = \partial_n u$ with the double layer operator K defined by $K\phi(x) := \int_\Gamma \partial_n G(x, y)\phi(y)ds_y$. Then, $\phi \in H^\alpha(\Gamma)$ for any α with $\alpha < 1/2 + \min_j \frac{\pi}{\omega_j}$. ■

2.2 The hyper-singular integral equation

For the Neumann problem, we assume an extended shift theorem as well.

Assumption 2 $\Omega \subset \mathbb{R}^d$, $d \geq 2$ is a bounded Lipschitz domain whose boundary consists of finitely many affine pieces (i.e., Ω is the intersection of finitely many half-spaces). $R_\Omega > 0$ is such that the open ball $B_{R_\Omega}(0) \subset \mathbb{R}^d$ of radius R_Ω that is centered at the origin contains $\overline{\Omega}$. The parameter $\alpha_N \in (0, \alpha_D]$, where α_D is the parameter from Assumption 1, is such that for every $\varepsilon \in (0, \alpha_N]$ there is $C_\varepsilon > 0$ such that for all $f \in H^{-1/2+\varepsilon}(B_{R_\Omega}(0) \setminus \Gamma)$ and $g \in H^\varepsilon(\Gamma)$ with $\int_\Omega f + \int_\Gamma g = 0$ the a priori bound

$$\|Tf\|_{H^{3/2+\varepsilon}(B_{R_\Omega}(0) \setminus \Gamma)} \leq C_\varepsilon \left(\|f\|_{H^{-1/2+\varepsilon}(B_{R_\Omega}(0) \setminus \Gamma)} + \|g\|_{H^\varepsilon(\Gamma)} \right) \quad (2.7)$$

holds, where $u := Tf \in H^1(B_{R_\Omega}(0) \setminus \Gamma)$ denotes the solution of

$$\begin{aligned} -\Delta u &= f & \text{in } \Omega, & & \gamma_1^{\text{int}} u &= g & \text{on } \Gamma, & & \langle u, 1 \rangle_{L^2(\Omega)} &= 0, \\ -\Delta u &= f & \text{in } B_{R_\Omega}(0) \setminus \overline{\Omega}, & & \gamma_1^{\text{ext}} u &= g & \text{on } \Gamma, & & \gamma_0^{\text{int}} u &= 0 & \text{on } \partial B_{R_\Omega}(0). \end{aligned}$$

The condition on the parameter α_N again can be described in terms of two problems, a pure Neumann problem posed in Ω , for which we need a compatibility condition, and a mixed Dirichlet-Neumann problem posed on $B_{R_\Omega}(0) \setminus \overline{\Omega}$, which is uniquely solvable without the need to impose a solvability condition for f, g .

The parameter α_N again depends only on the geometry and the corners/edges that induce singularities. In fact, on polygonal domains, i.e., $d = 2$, $\alpha_D = \alpha_N$, see, e.g., [Dau88].

Studying the inhomogeneous Neumann boundary value problem $-\Delta u = 0$, $\partial_n u = g$, leads to the boundary integral equation of finding $\varphi \in H^{1/2}(\Gamma)$ such that $W\varphi = f$ with $f \in H^{-1/2}(\Gamma)$ satisfying the compatibility condition $\langle f, 1 \rangle_{L^2(\Gamma)} = 0$ and the hyper-singular integral operator $W \in L(H^{1/2}(\Gamma), H^{-1/2}(\Gamma))$ defined by

$$W\varphi(x) = -\partial_{n_x} \int_\Gamma \partial_{n_y} G(x-y)\varphi(y)ds_y, \quad x \in \Gamma.$$

We additionally assume that Γ is connected, so that the hyper-singular integral operator has a kernel of dimension one consisting of the constant functions. Therefore, the boundary integral equation is not uniquely solvable. Employing the constraint $\langle \varphi, 1 \rangle = 0$ leads to the stabilized variational formulation

$$\langle W\varphi, \psi \rangle_{L^2(\Gamma)} + \langle \varphi, 1 \rangle_{L^2(\Gamma)} \langle \psi, 1 \rangle_{L^2(\Gamma)} = \langle f, \psi \rangle_{L^2(\Gamma)} \quad \forall \psi \in H^{1/2}(\Gamma), \quad (2.8)$$

which has a unique solution $\varphi \in H^{1/2}(\Gamma)$, see, e.g., [Ste08].

For the Galerkin discretization we employ lowest order test and trial functions in $S^{1,1}(\mathcal{T}_h) := \{u \in H^1(\Gamma) : u|_{T_j} \in \mathcal{P}_1 \forall T_j \in \mathcal{T}_h\}$, which leads to the discrete variational problem of finding $\psi_h \in S^{1,1}(\mathcal{T}_h)$ such that

$$\langle W\varphi_h, \psi_h \rangle_{L^2(\Gamma)} + \langle \varphi_h, 1 \rangle_{L^2(\Gamma)} \langle \psi_h, 1 \rangle_{L^2(\Gamma)} = \langle f, \psi_h \rangle_{L^2(\Gamma)} \quad \forall \psi_h \in S^{1,1}(\mathcal{T}_h). \quad (2.9)$$

The following theorem presents a result analogous to Theorem 2.2 for the hyper-singular integral equation. The local error in the H^1 -seminorm is estimated by the local best approximation error and the global error in a weak norm.

Theorem 2.6 *Let Assumption 2 hold and let \mathcal{T}_h be a quasiuniform, γ -shape regular triangulation. Let $\varphi \in H^{1/2}(\Gamma)$ and $\varphi_h \in S^{1,1}(\mathcal{T}_h)$ satisfy the Galerkin orthogonality condition*

$$\langle W(\varphi - \varphi_h), \psi_h \rangle + \langle \varphi - \varphi_h, 1 \rangle \langle \psi_h, 1 \rangle = 0 \quad \forall \psi_h \in S^{1,1}(\mathcal{T}_h). \quad (2.10)$$

Let $\Gamma_0, \hat{\Gamma}$ be open subsets of Γ with $\Gamma_0 \subset \hat{\Gamma} \subsetneq \Gamma$ and $R := \text{dist}(\Gamma_0, \partial\hat{\Gamma}) > 0$. Let h be sufficiently small such that at least $C_{\alpha_N} \frac{h}{R} \leq \frac{1}{12}$ with a fixed constant C_{α_N} depending only on α_N . Assume that $\varphi \in H^1(\hat{\Gamma})$. Then, we have

$$\|\varphi - \varphi_h\|_{H^1(\Gamma_0)} \leq C \left(\inf_{\chi_h \in S^{1,1}(\mathcal{T}_h)} \|\varphi - \chi_h\|_{H^1(\hat{\Gamma})} + \|\varphi - \varphi_h\|_{H^{-\alpha_N}(\Gamma)} \right).$$

The constant $C > 0$ depends only on $\Gamma, \Gamma_0, \hat{\Gamma}, d, R$, and the γ -shape regularity of \mathcal{T}_h .

Again, assuming additional regularity, the local estimate of Theorem 2.6 leads to a faster rate of local convergence of the BEM for the stabilized hyper-singular integral equation.

Corollary 2.7 *Let the assumptions of Theorem 2.6 be fulfilled. Let $\tilde{\Gamma} \subset \Gamma$ be a subset with $\hat{\Gamma} \subsetneq \tilde{\Gamma}$, $\text{dist}(\hat{\Gamma}, \partial\tilde{\Gamma}) \geq R > 0$. Additionally, assume $\varphi \in H^{1/2+\alpha}(\Gamma) \cap H^{1+\beta}(\tilde{\Gamma})$ with $\alpha \geq 0, \beta \in [0, 1]$. Then, we have*

$$\|\varphi - \varphi_h\|_{H^1(\Gamma_0)} \leq Ch^{\min\{1/2+\alpha+\alpha_N, \beta\}}$$

with a constant $C > 0$ depending only on $\Gamma, \Gamma_0, \hat{\Gamma}, \tilde{\Gamma}, d, R, \alpha, \beta$, and the γ -shape regularity of \mathcal{T}_h .

3 Proof of main results

This section is dedicated to the proofs of Theorem 2.2, Corollary 2.3 for Symm's integral equation and Theorem 2.6 and Corollary 2.7 for the hyper-singular integral equation.

We start with some technical results that are direct consequences of the assumed shift theorems from Assumption 1 for the Dirichlet problem and Assumption 2 for the Neumann problem.

3.1 Technical preliminaries

The shift theorem of Assumption 1 implies the following shift theorem for Dirichlet problems:

Lemma 3.1 *Let the shift theorem from Assumption 1 hold and let u be the solution of the inhomogeneous Dirichlet problem $-\Delta u = 0$ in $B_{R_\Omega}(0) \setminus \Gamma$, $\gamma_0 u = g$ on $\Gamma \cup \partial B_{R_\Omega}(0)$ for some $g \in H^{1/2}(\Gamma \cup \partial B_{R_\Omega}(0))$.*

(i) *There is a constant $C > 0$ depending only on Ω and α_D such that*

$$\|u\|_{H^{1/2-\alpha_D}(B_{R_\Omega}(0) \setminus \Gamma)} \leq C \|g\|_{H^{-\alpha_D}(\Gamma \cup \partial B_{R_\Omega}(0))}. \quad (3.1)$$

(ii) *Let $\varepsilon \in (0, \alpha_D]$ and $B \subset B' \subset B_{R_\Omega}(0)$ be nested subdomains with $\text{dist}(B, \partial B') > 0$. Let $\eta \in C^\infty(\mathbb{R}^d)$ be a cut-off function satisfying $\eta \equiv 1$ on B , $\text{supp } \eta \subset \overline{B'}$, and $\|\eta\|_{C^k(B')} \lesssim \text{dist}(B, \partial B')^{-k}$ for $k \in \{0, 1, 2\}$. Assume $\eta g \in H^{1+\varepsilon}(\Gamma)$. Then*

$$\|u\|_{H^{3/2+\varepsilon}(B \setminus \Gamma)} \leq C \left(\|u\|_{H^1(B' \setminus \Gamma)} + \|\eta g\|_{H^{1+\varepsilon}(\Gamma)} \right). \quad (3.2)$$

Here, the constant $C > 0$ additionally depends on $\text{dist}(B, \partial B')$.

Proof: *Proof of (i):* Let v solve $-\Delta v = w$ in $B_{R_\Omega}(0) \setminus \Gamma$, $\gamma_0 v = 0$ on $\Gamma \cup \partial B_{R_\Omega}(0)$ for $w \in H^{-1/2+\alpha_D}(B_{R_\Omega}(0) \setminus \Gamma)$. Then, in view of (1.2),

$$\begin{aligned} \|u\|_{H^{1/2-\alpha_D}(B_{R_\Omega}(0) \setminus \Gamma)} &= \sup_{w \in H^{-1/2+\alpha_D}(B_{R_\Omega}(0) \setminus \Gamma)} \frac{\langle u, w \rangle_{L^2(B_{R_\Omega}(0) \setminus \Gamma)}}{\|w\|_{H^{-1/2+\alpha_D}(B_{R_\Omega}(0) \setminus \Gamma)}} \\ &= \sup_{w \in H^{-1/2+\alpha_D}(B_{R_\Omega}(0) \setminus \Gamma)} \frac{-\langle u, \Delta v \rangle_{L^2(B_{R_\Omega}(0) \setminus \Gamma)}}{\|w\|_{H^{-1/2+\alpha_D}(B_{R_\Omega}(0) \setminus \Gamma)}}. \end{aligned}$$

Integration by parts on Ω and $B_{R_\Omega}(0) \setminus \overline{\Omega}$ leads to

$$\begin{aligned} \langle u, \Delta v \rangle_{L^2(B_{R_\Omega}(0) \setminus \Gamma)} &= \langle \Delta u, v \rangle_{L^2(B_{R_\Omega}(0) \setminus \Gamma)} + \langle \gamma_0 u, [\partial_n v] \rangle_{L^2(\Gamma)} + \langle \gamma_0 u, \partial_n v \rangle_{L^2(\partial B_{R_\Omega}(0))} \\ &= \langle g, [\partial_n v] \rangle_{L^2(\Gamma)} + \langle g, \partial_n v \rangle_{L^2(\partial B_{R_\Omega}(0))}. \end{aligned}$$

We split the polygonal boundary $\Gamma = \bigcup_{\ell=1}^m \overline{\Gamma_\ell}$ into its (smooth) faces Γ_ℓ and prolong each face Γ_ℓ to the hyperplane Γ_ℓ^∞ , which decomposes \mathbb{R}^d into two half spaces Ω_ℓ^\pm . Let $\chi_\ell \in L^2(\Gamma)$ be the characteristic function for Γ_ℓ . Since the normal vector on a face does not change, we may use the trace estimate (note: $0 < \alpha_D < 1/2$) facewise, to estimate

$$\begin{aligned} \|[\partial_n v]\|_{H^{\alpha_D}(\Gamma)} &\lesssim \sum_{\ell=1}^m \|\chi_\ell [\nabla v \cdot n]\|_{H^{\alpha_D}(\Gamma_\ell)} \lesssim \sum_{\ell=1}^m \|\nabla v\|_{H^{1/2+\alpha_D}(\Omega_\ell^\pm \cap B_{R_\Omega}(0))} \\ &\lesssim \|v\|_{H^{3/2+\alpha_D}(B_{R_\Omega}(0) \setminus \Gamma)}. \end{aligned} \quad (3.3)$$

As the boundary $\partial B_{R_\Omega}(0)$ is smooth, standard elliptic regularity yields $\|\partial_n v\|_{H^{\alpha_D}(\partial B_{R_\Omega}(0))} \lesssim \|v\|_{H^{3/2+\alpha_D}(B_{R_\Omega}(0)\setminus\Gamma)}$. This leads to

$$\begin{aligned} \|u\|_{H^{1/2-\alpha_D}(B_{R_\Omega}(0)\setminus\Gamma)} &\lesssim \sup_{w \in H^{-1/2+\alpha_D}(B_{R_\Omega}(0)\setminus\Gamma)} \frac{|\langle g, [\partial_n v] \rangle_{L^2(\Gamma)} + \langle g, \partial_n v \rangle_{L^2(\partial B_{R_\Omega}(0))}|}{\|w\|_{H^{-1/2+\alpha_D}(B_{R_\Omega}(0)\setminus\Gamma)}} \\ &\lesssim \sup_{w \in H^{-1/2+\alpha_D}(B_{R_\Omega}(0)\setminus\Gamma)} \frac{\|g\|_{H^{-\alpha_D}(\Gamma \cup \partial B_{R_\Omega}(0))} \left(\|\partial_n v\|_{H^{\alpha_D}(\Gamma)} + \|\partial_n v\|_{H^{\alpha_D}(\partial B_{R_\Omega}(0))} \right)}{\|w\|_{H^{-1/2+\alpha_D}(B_{R_\Omega}(0)\setminus\Gamma)}} \\ &\lesssim \|g\|_{H^{-\alpha_D}(\Gamma \cup \partial B_{R_\Omega}(0))} \sup_{w \in H^{-1/2+\alpha_D}(B_{R_\Omega}(0)\setminus\Gamma)} \frac{\|v\|_{H^{3/2+\alpha_D}(B_{R_\Omega}(0)\setminus\Gamma)}}{\|w\|_{H^{-1/2+\alpha_D}(B_{R_\Omega}(0)\setminus\Gamma)}} \\ &\lesssim \|g\|_{H^{-\alpha_D}(\Gamma \cup \partial B_{R_\Omega}(0))}, \end{aligned}$$

where the last inequality follows from Assumption 1.

Proof of (ii): With the bounded lifting operator $\mathcal{L} : H^{1+\varepsilon}(\Gamma) \rightarrow H^{3/2+\varepsilon}(B_{R_\Omega}(0)\setminus\Gamma)$ from (1.4), the function $\tilde{u} := \eta^2 u - \eta \mathcal{L}(\eta g)$ satisfies

$$\begin{aligned} -\Delta \tilde{u} &= -2\eta \nabla \eta \cdot \nabla u - (\Delta \eta^2)u + \Delta(\eta \mathcal{L}(\eta g)) && \text{in } B_{R_\Omega}(0)\setminus\Gamma, \\ \gamma_0 \tilde{u} &= 0 && \text{on } \Gamma \cup \partial B_{R_\Omega}(0). \end{aligned}$$

With the shift theorem from Assumption 1 we get

$$\begin{aligned} \|u\|_{H^{3/2+\varepsilon}(B\setminus\Gamma)} &\leq \|\eta^2 u\|_{H^{3/2+\varepsilon}(B\setminus\Gamma)} \leq \|\tilde{u}\|_{H^{3/2+\varepsilon}(B_{R_\Omega}(0)\setminus\Gamma)} + \|\eta \mathcal{L}(\eta g)\|_{H^{3/2+\varepsilon}(B_{R_\Omega}(0)\setminus\Gamma)} \\ &\lesssim \|2\eta \nabla \eta \cdot \nabla u + (\Delta \eta^2)u\|_{L^2(B_{R_\Omega}(0)\setminus\Gamma)} + \|\Delta(\eta \mathcal{L}(\eta g))\|_{H^{-1/2+\varepsilon}(B_{R_\Omega}(0)\setminus\Gamma)} \\ &\quad + \|\mathcal{L}(\eta g)\|_{H^{3/2+\varepsilon}(B_{R_\Omega}(0)\setminus\Gamma)} \\ &\lesssim \|u\|_{H^1(B\setminus\Gamma)} + \|\mathcal{L}(\eta g)\|_{H^{3/2+\varepsilon}(B_{R_\Omega}(0)\setminus\Gamma)} \lesssim \|u\|_{H^1(B\setminus\Gamma)} + \|\eta g\|_{H^{1+\varepsilon}(\Gamma)}, \end{aligned}$$

which proves the second statement. \square

The following lemma collects mapping properties of the single-layer operator V that exploits the present setting of piecewise smooth geometries:

Lemma 3.2 *Define the single layer potential \tilde{V} by*

$$\tilde{V}\phi(x) := \int_{\Gamma} G(x-y)\phi(y)ds_y, \quad x \in \mathbb{R}^d \setminus \Gamma. \quad (3.4)$$

- (i) *The single layer potential \tilde{V} is a bounded linear operator from $H^s(\Gamma)$ to $H^{3/2+s}(B_{R_\Omega}(0)\setminus\Gamma)$ for $-1 \leq s < 1/2$.*
- (ii) *The single-layer operator V is a bounded linear operator from $H^{-1/2+s}(\Gamma)$ to $H^{1/2+s}(\Gamma)$ for $-1/2 \leq s < 1$.*
- (iii) *The adjoint double-layer operator K' is a bounded linear operator from $H^{-1/2+s}(\Gamma)$ to $H^{-1/2+s}(\Gamma)$ for $-1/2 \leq s < 1$.*

Proof: *Proof of (i):* The case $s \in (-1, 0)$ is shown in [SS11, Thm. 3.1.16], and for $s = -1$ we refer to [Ver84]. For the case $s \in [0, 1/2)$, we exploit that Γ is piecewise smooth. We split the polygonal boundary $\Gamma = \bigcup_{\ell=1}^m \overline{\Gamma_\ell}$ into its (smooth) faces Γ_ℓ . Let $\chi_\ell \in L^2(\Gamma)$ be the characteristic function for Γ_ℓ . Then, for $\varphi \in H^s(\Gamma)$, we have $\tilde{V}\varphi = \sum_{\ell=1}^m \tilde{V}(\chi_\ell\varphi)$. We prolong each face Γ_ℓ to the hyperplane Γ_ℓ^∞ , which decomposes \mathbb{R}^d into two half spaces Ω_ℓ^\pm . Due to $s < \frac{1}{2}$, we have $\chi_\ell\varphi \in H^s(\Gamma_\ell^\infty)$. Since the half spaces Ω_ℓ^\pm are smooth, we may use the mapping properties of \tilde{V} on smooth geometries, see, e.g., [McL00, Thm. 6.13] to estimate

$$\left\| \tilde{V}\varphi \right\|_{H^{3/2+s}(B_{R\Omega}(0) \setminus \Gamma)} \lesssim \sum_{\ell=1}^m \left\| \tilde{V}(\chi_\ell\varphi) \right\|_{H^{3/2+s}(\Omega_\ell^\pm)} \lesssim \sum_{\ell=1}^m \|\chi_\ell\varphi\|_{H^s(\Gamma_\ell^\infty)} \lesssim \|\varphi\|_{H^s(\Gamma)}.$$

Proof of (ii): The case $-1/2 \leq s \leq 1/2$ is taken from [SS11, Thm. 3.1.16]. For $s \in (1/2, 1)$ the result follows from part (i) and the definition of the norm $\|\cdot\|_{H^s(\Gamma)}$ given in (1.3).

Proof of (iii): The case $-1/2 \leq s \leq 1/2$ is taken from [SS11, Thm. 3.1.16]. With $K' = \partial_n \tilde{V} - \frac{1}{2}\text{Id}$ the case $s \in (1/2, 1)$ follows from part (i) and a facewise trace estimate (3.3) since

$$\left\| \partial_n \tilde{V}\varphi \right\|_{H^{s-1/2}(\Gamma)} \lesssim \left\| \tilde{V}\varphi \right\|_{H^{1+s}(\Omega)} \lesssim \|\varphi\|_{H^{s-1/2}(\Gamma)},$$

which finishes the proof. \square

In addition to the single layer operator V , we will need to understand localized versions of these operators, i.e., the properties of commutators. For a smooth cut-off function η we define the commutators

$$(C_\eta \hat{\phi})(x) := (V(\eta \hat{\phi}) - \eta V(\hat{\phi}))(x) = \int_\Gamma G(x, y)(\eta(x) - \eta(y))\hat{\phi}(y)ds_y, \quad (3.5)$$

$$(C_\eta^\eta \hat{\phi})(x) := (C_\eta(\eta \hat{\phi}) - \eta C_\eta(\hat{\phi}))(x) = \int_\Gamma G(x, y)(\eta(x) - \eta(y))^2 \hat{\phi}(y)ds_y. \quad (3.6)$$

Since the singularity of the Green's function at $x = y$ is smoothed by $\eta(x) - \eta(y)$, we expect that the commutators C_η, C_η^η have better mapping properties than the single-layer operator, which is stated in the following lemma.

Lemma 3.3 *Let $\eta \in C_0^\infty(\mathbb{R}^d)$ be fixed.*

(i) *The commutator C_η is a skew-symmetric and continuous mapping $C_\eta : H^{-1+\varepsilon}(\Gamma) \rightarrow H^{1+\varepsilon}(\Gamma)$ for all $-\alpha_D \leq \varepsilon \leq \alpha_D$.*

(ii) *The commutator C_η^η is a symmetric and continuous mapping $C_\eta^\eta : H^{-1-\alpha_D}(\Gamma) \rightarrow H^{1+\alpha_D}(\Gamma)$.*

In both cases, the continuity constant depends only on $\|\eta\|_{W^{1,\infty}(\mathbb{R}^d)}$, Ω , and the constants appearing in Assumption 1.

Proof: *Proof of (i):* Since V is symmetric, we have

$$\langle C_\eta \hat{\phi}, \psi \rangle = \langle V(\eta \hat{\phi}) - \eta V(\hat{\phi}), \psi \rangle = \langle \hat{\phi}, \eta V(\psi) - V(\eta \psi) \rangle = -\langle \hat{\phi}, C_\eta \psi \rangle,$$

i.e., the skew-symmetry of the commutator C_η . A similar computation proves the symmetry of the commutator C_η^η .

Let $0 \leq \varepsilon \leq \alpha_D$, $\widehat{\phi} \in H^{-1+\varepsilon}(\Gamma)$, and $u := \widetilde{C}_\eta \widehat{\phi} := \widetilde{V}(\eta \widehat{\phi}) - \eta \widetilde{V}(\widehat{\phi})$ with the single-layer potential \widetilde{V} . Since the volume potential $\widetilde{V} \widehat{\phi}$ is harmonic and in view of the jump relations $[\gamma_0 \widetilde{V} \widehat{\phi}] = 0$, $[\partial_n \widetilde{V} \widehat{\phi}] = -\widehat{\phi}$ satisfied by \widetilde{V} , c.f. [SS11, Thm. 3.3.1], we have

$$\begin{aligned} -\Delta u &= 2\nabla \eta \cdot \nabla \widetilde{V} \widehat{\phi} + \Delta \eta \widetilde{V} \widehat{\phi} && \text{in } \mathbb{R}^d \setminus \Gamma, \\ [\gamma_0 u] &= 0, \quad [\partial_n u] = 0 && \text{on } \Gamma. \end{aligned}$$

We may write $u = \mathcal{N}(2\nabla \eta \cdot \nabla \widetilde{V} \widehat{\phi} + \Delta \eta \widetilde{V} \widehat{\phi})$ with the Newton potential

$$\mathcal{N}f(x) := \int_{\mathbb{R}^d} G(x-y)f(y)dy, \quad (3.7)$$

since u and $\mathcal{N}(2\nabla \eta \cdot \nabla \widetilde{V} \widehat{\phi} + \Delta \eta \widetilde{V} \widehat{\phi})$ have the same decay for $|x| \rightarrow \infty$. The mapping properties of the Newton potential (see, e.g., [SS11, Thm. 3.1.2]), as well as the mapping properties of \widetilde{V} of Lemma 3.2, (i) provide

$$\begin{aligned} \|u\|_{H^{3/2+\varepsilon}(B_{R_\Omega}(0) \setminus \Gamma)} &\lesssim \left\| \nabla \eta \cdot \nabla \widetilde{V} \widehat{\phi} + \Delta \eta \widetilde{V} \widehat{\phi} \right\|_{H^{-1/2+\varepsilon}(B_{R_\Omega}(0) \setminus \Gamma)} \\ &\lesssim \left\| \widetilde{V} \widehat{\phi} \right\|_{H^{1/2+\varepsilon}(B_{R_\Omega}(0) \setminus \Gamma)} \lesssim \left\| \widehat{\phi} \right\|_{H^{-1+\varepsilon}(\Gamma)}. \end{aligned} \quad (3.8)$$

The definition of C_η and the definition of the norm $\|\cdot\|_{H^{1+\varepsilon}(\Gamma)}$ from (1.3) prove the mapping properties of C_η for $0 \leq \varepsilon \leq \alpha_D$. The skew-symmetry of C_η directly leads to the mapping properties for the case $-\alpha_D \leq \varepsilon \leq 0$.

Using different mapping properties of the Newton potential (see, e.g., [SS11, Thm. 3.1.2]), we may also estimate in the same way

$$\left\| \widetilde{C}_\eta \widehat{\phi} \right\|_{H^{1/2+\varepsilon}(B_{R_\Omega}(0) \setminus \Gamma)} = \|u\|_{H^{1/2+\varepsilon}(B_{R_\Omega}(0) \setminus \Gamma)} \lesssim \left\| \widetilde{V} \widehat{\phi} \right\|_{H^{-1/2+\varepsilon}(B_{R_\Omega}(0) \setminus \Gamma)}. \quad (3.9)$$

Proof of (ii): Let $v := \widetilde{C}_\eta^\eta \widehat{\phi} := \widetilde{C}_\eta(\eta \widehat{\phi}) - \eta \widetilde{C}_\eta \widehat{\phi}$. Since

$$\Delta \widetilde{C}_\eta(\eta \widehat{\phi}) - \eta \Delta \widetilde{C}_\eta \widehat{\phi} = -2\nabla \eta \cdot \nabla \widetilde{C}_\eta \widehat{\phi} - \Delta \eta \widetilde{C}_\eta \widehat{\phi} - 2|\nabla \eta|^2 \widetilde{V} \widehat{\phi},$$

the function v solves

$$\begin{aligned} -\Delta v &= 4\nabla \eta \cdot \nabla \widetilde{C}_\eta \widehat{\phi} + 2\Delta \eta \widetilde{C}_\eta \widehat{\phi} + 2|\nabla \eta|^2 \widetilde{V} \widehat{\phi} && \text{in } \mathbb{R}^d \setminus \Gamma, \\ [\gamma_0 v] &= 0, \quad [\partial_n v] = 0 && \text{on } \Gamma. \end{aligned}$$

Again, the function v and the Newton potential have the same decay for $|x| \rightarrow \infty$, and the mapping properties of the Newton potential as well as the previous estimate (3.9) for $\widetilde{C}_\eta \widehat{\phi}$ provide

$$\begin{aligned} \|v\|_{H^{3/2+\alpha_D}(B_{R_\Omega}(0) \setminus \Gamma)} &\lesssim \left\| 4\nabla \eta \cdot \nabla \widetilde{C}_\eta \widehat{\phi} + 2\Delta \eta \widetilde{C}_\eta \widehat{\phi} + 2|\nabla \eta|^2 \widetilde{V} \widehat{\phi} \right\|_{H^{-1/2+\alpha_D}(B_{R_\Omega}(0) \setminus \Gamma)} \\ &\lesssim \left\| \widetilde{C}_\eta \widehat{\phi} \right\|_{H^{1/2+\alpha_D}(B_{R_\Omega}(0) \setminus \Gamma)} + \left\| \widetilde{V} \widehat{\phi} \right\|_{H^{-1/2+\alpha_D}(B_{R_\Omega}(0) \setminus \Gamma)} \\ &\lesssim \left\| \widetilde{V} \widehat{\phi} \right\|_{H^{-1/2+\alpha_D}(B_{R_\Omega}(0) \setminus \Gamma)} \stackrel{\alpha_D \leq 1/2}{\lesssim} \left\| \widetilde{V} \widehat{\phi} \right\|_{H^{1/2-\alpha_D}(B_{R_\Omega}(0) \setminus \Gamma)}. \end{aligned} \quad (3.10)$$

We apply Lemma 3.1 to $\tilde{V}\hat{\phi}$. Since $\text{dist}(\Gamma, \partial B_{R_\Omega}(0)) > 0$ we have that $\tilde{V}\hat{\phi}$ is smooth on $\partial B_{R_\Omega}(0)$, and we can estimate this term by an arbitrary negative norm of $\hat{\phi}$ on Γ to obtain

$$\|\tilde{V}\hat{\phi}\|_{H^{1/2-\alpha_D}(B_{R_\Omega}(0)\setminus\Gamma)} \stackrel{(3.1)}{\lesssim} \|\gamma_0(\tilde{V}\hat{\phi})\|_{H^{-\alpha_D}(\Gamma\cup\partial B_{R_\Omega}(0))} \lesssim \|V\hat{\phi}\|_{H^{-\alpha_D}(\Gamma)} + \|\hat{\phi}\|_{H^{-1-\alpha_D}(\Gamma)}.$$

The additional mapping properties of V of Lemma 3.2, (ii) and the symmetry of V imply

$$\begin{aligned} \|V\hat{\phi}\|_{H^{-\alpha_D}(\Gamma)} &= \sup_{w \in H^{\alpha_D}(\Gamma)} \frac{\langle V\hat{\phi}, w \rangle_{L^2(\Gamma)}}{\|w\|_{H^{\alpha_D}(\Gamma)}} = \sup_{w \in H^{\alpha_D}(\Gamma)} \frac{\langle \hat{\phi}, Vw \rangle_{L^2(\Gamma)}}{\|w\|_{H^{\alpha_D}(\Gamma)}} \\ &\lesssim \sup_{w \in H^{\alpha_D}(\Gamma)} \frac{\|\hat{\phi}\|_{H^{-1-\alpha_D}(\Gamma)} \|Vw\|_{H^{1+\alpha_D}(\Gamma)}}{\|w\|_{H^{\alpha_D}(\Gamma)}} \lesssim \|\hat{\phi}\|_{H^{-1-\alpha_D}(\Gamma)}. \end{aligned}$$

Inserting this in (3.10) leads to

$$\|v\|_{H^{3/2+\alpha_D}(B_{R_\Omega}(0)\setminus\Gamma)} \lesssim \|\hat{\phi}\|_{H^{-1-\alpha_D}(\Gamma)},$$

which, together with the definition of the $H^{1+\alpha_D}(\Gamma)$ -norm from (1.3), proves the lemma. \square

The shift theorem for the Neumann problem from Assumption 2 implies the following shift theorem.

Lemma 3.4 *Let the shift theorem from Assumption 2 hold, and let u be the solution of the inhomogeneous problems*

$$\begin{aligned} -\Delta u &= 0 \quad \text{in } \Omega, & \gamma_1^{\text{int}} u &= g_N \quad \text{on } \Gamma, & \langle u, 1 \rangle_{L^2(\Omega)} &= 0, \\ -\Delta u &= 0 \quad \text{in } B_{R_\Omega}(0)\setminus\overline{\Omega}, & \gamma_1^{\text{ext}} u &= g_N \quad \text{on } \Gamma, & \gamma_0^{\text{int}} u &= g_D \quad \text{on } \partial B_{R_\Omega}(0), \end{aligned}$$

where $g_N \in H^{-1/2}(\Gamma)$ with $\langle g_N, 1 \rangle_{L^2(\Gamma)} = 0$, and $g_D \in H^{1/2}(\partial B_{R_\Omega}(0))$.

(i) *There is a constant $C > 0$ depending only on Ω and α_N such that*

$$\|u\|_{H^{1/2-\alpha_N}(B_{R_\Omega}(0)\setminus\Gamma)} \leq C \left(\|g_N\|_{H^{-1-\alpha_N}(\Gamma)} + \|g_D\|_{H^{-\alpha_N}(\partial B_{R_\Omega}(0))} \right). \quad (3.11)$$

(ii) *Let $\varepsilon \in (0, \alpha_N]$. Let $B \subset B' \subset B_{R_\Omega}(0)$ be nested subdomains with $\text{dist}(B, \partial B') > 0$ and η be a cut-off function $\eta \in C_0^\infty(\mathbb{R}^d)$ satisfying $\eta \equiv 1$ on B , $\text{supp } \eta \subset \overline{B'}$, and $\|\eta\|_{C^k(B')} \lesssim \text{dist}(B, \partial B')^{-k}$ for $k \in \{0, 1, 2\}$. Assume $\eta g_N \in H^\varepsilon(\Gamma)$. Then*

$$\|u\|_{H^{3/2+\varepsilon}(B\setminus\Gamma)} \leq C \left(\|u\|_{H^1(B'\setminus\Gamma)} + \|\eta g_N\|_{H^\varepsilon(\Gamma)} \right). \quad (3.12)$$

Here, the constant $C > 0$ depends on Ω , α_N , and $\text{dist}(B, \partial B')$.

Proof: *Proof of (i):* Let v solve

$$\begin{aligned} -\Delta v &= w - \overline{w} \quad \text{in } \Omega, & \gamma_1^{\text{int}} v &= 0 \quad \text{on } \Gamma, & \langle v, 1 \rangle_{L^2(\Omega)} &= 0, \\ -\Delta v &= w \quad \text{in } B_{R_\Omega}(0)\setminus\overline{\Omega}, & \gamma_1^{\text{ext}} v &= 0 \quad \text{on } \Gamma, & \gamma_0^{\text{int}} v &= 0 \quad \text{on } \partial B_{R_\Omega}(0), \end{aligned}$$

for $w \in H^{-1/2+\alpha_N}(B_{R_\Omega}(0)\setminus\Gamma)$ and $\bar{w} := \frac{1}{|\Omega|} \langle w, 1 \rangle_{L^2(\Omega)}$. Then, with $\langle u, 1 \rangle_{L^2(\Omega)} = 0$ we have

$$\begin{aligned} \|u\|_{H^{1/2-\alpha_N}(B_{R_\Omega}(0)\setminus\Gamma)} &= \sup_{w \in H^{-1/2+\alpha_N}(B_{R_\Omega}(0)\setminus\Gamma)} \frac{\langle u, w \rangle_{L^2(B_{R_\Omega}(0)\setminus\Gamma)}}{\|w\|_{H^{-1/2+\alpha_N}(B_{R_\Omega}(0)\setminus\Gamma)}} \\ &= \sup_{w \in H^{-1/2+\alpha_N}(B_{R_\Omega}(0)\setminus\Gamma)} \frac{\langle u, w - \bar{w} \rangle_{L^2(\Omega)} + \langle u, w \rangle_{L^2(B_{R_\Omega}(0)\setminus\Gamma)}}{\|w\|_{H^{-1/2+\alpha_N}(B_{R_\Omega}(0)\setminus\Gamma)}} \\ &= \sup_{w \in H^{-1/2+\alpha_N}(B_{R_\Omega}(0)\setminus\Gamma)} \frac{-\langle u, \Delta v \rangle_{L^2(B_{R_\Omega}(0)\setminus\Gamma)}}{\|w\|_{H^{-1/2+\alpha_N}(B_{R_\Omega}(0)\setminus\Gamma)}}. \end{aligned}$$

Integration by parts on Ω and $B_{R_\Omega}(0)\setminus\bar{\Omega}$ leads to

$$\begin{aligned} \langle u, \Delta v \rangle_{L^2(B_{R_\Omega}(0)\setminus\Gamma)} &= \langle \Delta u, v \rangle_{L^2(B_{R_\Omega}(0)\setminus\Gamma)} - \langle \partial_n u, [\gamma_0 v] \rangle_{L^2(\Gamma)} + \langle \gamma_0 u, \partial_n v \rangle_{L^2(\partial B_{R_\Omega}(0))} \\ &= -\langle g_N, [\gamma_0 v] \rangle_{L^2(\Gamma)} + \langle g_D, \partial_n v \rangle_{L^2(\partial B_{R_\Omega}(0))}. \end{aligned}$$

The definition of the norm (1.3) implies

$$\|\gamma_0^{\text{int}} v\|_{H^{1+\alpha_N}(\Gamma)} \lesssim \|v\|_{H^{3/2+\alpha_N}(B_{R_\Omega}(0)\setminus\Gamma)},$$

and the same estimate holds for $\gamma_0^{\text{ext}} v$. Since $\partial B_{R_\Omega}(0)$ is smooth, we may estimate

$$\|\partial_n v\|_{H^{\alpha_N}(\partial B_{R_\Omega}(0))} \lesssim \|v\|_{H^{3/2+\alpha_N}(B_{R_\Omega}(0)\setminus\Gamma)}.$$

This leads to

$$\begin{aligned} \|u\|_{H^{1/2-\alpha_N}(B_{R_\Omega}(0)\setminus\Gamma)} &\lesssim \sup_{w \in H^{-1/2+\alpha_N}(B_{R_\Omega}(0)\setminus\Gamma)} \frac{|\langle g_N, [\gamma_0 v] \rangle_{L^2(\Gamma)} - \langle g_D, \partial_n v \rangle_{L^2(\partial B_{R_\Omega}(0))}|}{\|w\|_{H^{-1/2+\alpha_N}(B_{R_\Omega}(0)\setminus\Gamma)}} \\ &\lesssim \sup_{w \in H^{-1/2+\alpha_N}(B_{R_\Omega}(0)\setminus\Gamma)} \frac{\|g_N\|_{H^{-1-\alpha_N}(\Gamma)} \|\gamma_0 v\|_{H^{1+\alpha_N}(\Gamma)} + \|g_D\|_{H^{-\alpha_N}(\partial B_{R_\Omega}(0))} \|\partial_n v\|_{H^{\alpha_N}(\partial B_{R_\Omega}(0))}}{\|w\|_{H^{-1/2+\alpha_N}(B_{R_\Omega}(0)\setminus\Gamma)}} \\ &\lesssim \left(\|g_N\|_{H^{-1-\alpha_N}(\Gamma)} + \|g_D\|_{H^{-\alpha_N}(\partial B_{R_\Omega}(0))} \right) \sup_{w \in H^{-1/2+\alpha_N}(B_{R_\Omega}(0)\setminus\Gamma)} \frac{\|v\|_{H^{3/2+\alpha_N}(B_{R_\Omega}(0)\setminus\Gamma)}}{\|w\|_{H^{-1/2+\alpha_N}(B_{R_\Omega}(0)\setminus\Gamma)}} \\ &\lesssim \|g_N\|_{H^{-1-\alpha_N}(\Gamma)} + \|g_D\|_{H^{-\alpha_N}(\partial B_{R_\Omega}(0))}, \end{aligned}$$

where the last inequality follows from Assumption 2.

Proof of (ii): Since $\eta \equiv 0$ on ∂B_{R_Ω} , the function $\tilde{u} := \eta u$ satisfies

$$\begin{aligned} -\Delta \tilde{u} &= -2\nabla \eta \cdot \nabla u - (\Delta \eta)u && \text{in } B_{R_\Omega}(0)\setminus\Gamma, \\ \gamma_1^{\text{int}} \tilde{u} &= (\partial_n \eta) \gamma_0^{\text{int}} u + \eta g_N && \text{on } \Gamma, \\ \gamma_1^{\text{ext}} \tilde{u} &= (\partial_n \eta) \gamma_0^{\text{ext}} u + \eta g_N && \text{on } \Gamma, \\ \gamma_0^{\text{int}} \tilde{u} &= 0 && \text{on } \partial B_{R_\Omega}(0). \end{aligned}$$

With the shift theorem from Assumption 2 we get with the trace inequality $\|(\partial_n \eta) \gamma_0^{\text{int}} u\|_{H^{1/2}(\Gamma)} \lesssim \|u\|_{H^1(B' \setminus \Gamma)}$ that

$$\begin{aligned} \|u\|_{H^{3/2+\varepsilon}(B \setminus \Gamma)} &\leq \|\tilde{u}\|_{H^{3/2+\varepsilon}(B_{R_\Omega}(0)\setminus\Gamma)} \lesssim \|\nabla \eta \cdot \nabla u + (\Delta \eta)u\|_{L^2(B_{R_\Omega}(0)\setminus\Gamma)} \\ &\quad + \|(\partial_n \eta) \gamma_0^{\text{int}} u\|_{H^\varepsilon(\Gamma)} + \|(\partial_n \eta) \gamma_0^{\text{ext}} u\|_{H^\varepsilon(\Gamma)} + \|\eta g_N\|_{H^\varepsilon(\Gamma)} \\ &\lesssim \|u\|_{H^1(B' \setminus \Gamma)} + \|\eta g_N\|_{H^\varepsilon(\Gamma)}, \end{aligned}$$

which proves the second statement. \square

The following lemma collects mapping properties of the double-layer operator K and the hyper-singular operator W that exploit the present setting of piecewise smooth geometries:

Lemma 3.5 *Define the double layer potential \tilde{K} by*

$$\tilde{K}\varphi(x) := \int_{\Gamma} \partial_{n_y} G(x-y)\varphi(y)ds_y, \quad x \in \mathbb{R}^d \setminus \Gamma. \quad (3.13)$$

- (i) *The double layer potential \tilde{K} is a bounded linear operator from $H^{1+s}(\Gamma)$ to $H^{3/2+s}(B_{R_\Omega}(0)\setminus\Gamma)$ for $-1 \leq s \leq \alpha_N$.*
- (ii) *The double layer operator K is a bounded linear operator from $H^{1/2+s}(\Gamma)$ to $H^{1/2+s}(\Gamma)$ for $-1/2 \leq s \leq 1/2 + \alpha_N$.*
- (iii) *The hyper singular operator W is a bounded linear operator from $H^{1/2+s}(\Gamma)$ to $H^{-1/2+s}(\Gamma)$ for $-1/2 - \alpha_N \leq s \leq 1/2 + \alpha_N$.*

Proof: *Proof of (i):* With the mapping properties of the single layer potential $\tilde{V} \in L(H^s(\Gamma), H^{3/2+s}(B_{R_\Omega}(0)\setminus\Gamma))$ from Lemma 3.2, the mapping properties of the solution operator of the Dirichlet problem from Assumption 1 ($T : H^{1+s}(\Gamma) \rightarrow H^{3/2+s}(B_{R_\Omega}(0)\setminus\Gamma)$), and the assumption $\alpha_N \leq \alpha_D$, the mapping properties of \tilde{K} follow from Green's formula by expressing \tilde{K} in terms of \tilde{V} , T , and the Newton potential \mathcal{N} . For details, we refer to [SS11, Thm. 3.1.16], where the case $s \in (-1, 0)$ is shown.

Proof of (ii): The case $-1/2 \leq s \leq 1/2$ is taken from [SS11, Thm. 3.1.16]. For $s \in (1/2, 1/2 + \alpha_N]$ the result follows from part (i), the definition of the norm $\|\cdot\|_{H^{s+1/2}(\Gamma)}$ given in (1.3), and $K = \gamma_0^{\text{int}} \tilde{K} + \frac{1}{2}\text{Id}$.

Proof of (iii): The case $-1/2 \leq s \leq 1/2$ is taken from [SS11, Thm. 3.1.16]. Since $W = -\partial_n \tilde{K}$, we get with a facewise trace estimate as in the proof of Lemma 3.1, estimate (3.3), that

$$\|W\varphi\|_{H^{-1/2+s}(\Gamma)} = \left\| \partial_n \tilde{K}\varphi \right\|_{H^{-1/2+s}(\Gamma)} \lesssim \left\| \tilde{K}\varphi \right\|_{H^{1+s}(\Omega)} \lesssim \|\varphi\|_{H^{1/2+s}(\Gamma)},$$

which finishes the proof for the case $s \in (1/2, 1/2 + \alpha_N]$. With the symmetry of W , the case $s \in [-1/2 - \alpha_N, -1/2)$ follows. \square

For a smooth function η , we define the commutators

$$\mathcal{C}_\eta \hat{\varphi} := W(\eta \hat{\varphi}) - \eta W \hat{\varphi}, \quad (3.14)$$

$$\mathcal{C}_\eta^\eta(\hat{\varphi}) := \mathcal{C}_\eta(\eta \hat{\varphi}) - \eta \mathcal{C}_\eta(\hat{\varphi}) = W(\eta^2 \hat{\varphi}) - 2\eta W(\eta \hat{\varphi}) + \eta^2 W(\hat{\varphi}). \quad (3.15)$$

By the mapping properties of W , both operators map $H^{1/2}(\Gamma) \rightarrow H^{-1/2}(\Gamma)$. However, \mathcal{C}_η is in fact an operator of order 0 and \mathcal{C}_η^η is an operator of positive order:

Lemma 3.6 *Fix $\eta \in C_0^\infty(\mathbb{R}^d)$.*

- (i) *Let $s \in (-1/2, 1/2)$. Then, the commutator \mathcal{C}_η can be extended in a unique way to a bounded linear operator $H^s(\Gamma) \rightarrow H^s(\Gamma)$ that satisfies the bound*

$$\|\mathcal{C}_\eta \varphi\|_{H^s(\Gamma)} \leq C \|\varphi\|_{H^s(\Gamma)} \quad \forall \varphi \in H^s(\Gamma). \quad (3.16)$$

The constant C depends only on Ω and the choice of s . Furthermore, the operator is skew-symmetric (with respect to the extended L^2 -inner product).

(ii) The commutator \mathcal{C}_η^η is a symmetric and continuous mapping $\mathcal{C}_\eta^\eta : H^{-\alpha_N}(\Gamma) \rightarrow H^{\alpha_N}(\Gamma)$. The continuity constant depends only on $\|\eta\|_{W^{1,\infty}(\mathbb{R}^d)}$, Ω , and the constants appearing in Assumption 2.

Proof: *Proof of (i): 1. step:* We show (3.16) for the range $0 < s < 1/2$. For $\varphi \in H^{1/2}(\Gamma)$, consider the potential $\tilde{\mathcal{C}}_\eta\varphi := \tilde{K}(\eta\varphi) - \eta\tilde{K}(\varphi) - \tilde{V}((\partial_n\eta)\varphi)$ with the single layer potential \tilde{V} and the double layer potential \tilde{K} from (3.13).

Using the jump conditions $[\gamma_0\tilde{V}\phi] = 0$, $[\partial_n\tilde{V}\phi] = -\phi$ for \tilde{V} and additionally the jump relations $[\gamma_0\tilde{K}\phi] = \phi$, $[\partial_n\tilde{K}\phi] = 0$ satisfied by \tilde{K} from [SS11, Thm. 3.3.1], we observe that the function $u := \tilde{\mathcal{C}}_\eta\varphi$ solves

$$\begin{aligned} -\Delta u &= 2\nabla\eta \cdot \nabla\tilde{K}\varphi + (\Delta\eta)\tilde{K}\varphi && \text{in } \mathbb{R}^d \setminus \Gamma, \\ [\gamma_0 u] &= 0, \quad [\partial_n u] = -\partial_n\eta[\gamma_0\tilde{K}\varphi] - [\partial_n\tilde{V}(\partial_n\eta\varphi)] = 0 && \text{on } \Gamma. \end{aligned}$$

The decay of u - the dominant part is the single-layer potential - and the Newton potential $\mathcal{N}(2\nabla\eta \cdot \nabla\tilde{K}\varphi + (\Delta\eta)\tilde{K}\varphi)$ for $|x| \rightarrow \infty$ are the same, which allows us to write $u = \mathcal{N}(2\nabla\eta \cdot \nabla\tilde{K}\varphi + (\Delta\eta)\tilde{K}\varphi)$. With the mapping properties of the Newton potential and the standard mapping properties of \tilde{K} from [SS11, Thm. 3.1.16] it follows that

$$\|u\|_{H^{3/2+s}(B_{R_\Omega}(0) \setminus \Gamma)} \lesssim \left\| \nabla\eta \cdot \nabla\tilde{K}\varphi + \Delta\eta\tilde{K}\varphi \right\|_{H^{-1/2+s}(B_{R_\Omega}(0) \setminus \Gamma)} \lesssim \left\| \tilde{K}\varphi \right\|_{H^{1/2+s}(B_{R_\Omega}(0) \setminus \Gamma)} \lesssim \|\varphi\|_{H^s(\Gamma)}. \quad (3.17)$$

The trace estimate applied facewise as in the proof of Lemma 3.1, estimate (3.3), and (3.17) lead to

$$\left\| \partial_n \tilde{\mathcal{C}}_\eta\varphi \right\|_{H^s(\Gamma)} = \|\partial_n u\|_{H^s(\Gamma)} \lesssim \|u\|_{H^{3/2+s}(B_{R_\Omega}(0) \setminus \Gamma)} \lesssim \|\varphi\|_{H^s(\Gamma)}. \quad (3.18)$$

Furthermore, using Lemma 3.2, (i) we arrive at

$$\|\partial_n \tilde{V}(\eta\varphi)\|_{H^s(\Gamma)} \lesssim \|\tilde{V}(\eta\varphi)\|_{H^{3/2+s}(B_{R_\Omega}(0) \setminus \Gamma)} \lesssim \|\eta\varphi\|_{H^s(\Gamma)}. \quad (3.19)$$

Next, we identify $\partial_n \tilde{\mathcal{C}}_\eta$. With $W = -\partial_n \tilde{K}$, $K' = \partial_n \tilde{V} - \frac{1}{2} \text{Id}$, $K = \frac{1}{2} \text{Id} + \gamma_0^{\text{int}} \tilde{K}$, we compute

$$\partial_n \tilde{\mathcal{C}}_\eta = \eta W\varphi - W(\eta\varphi) - K'((\partial_n\eta)\varphi) - (\partial_n\eta)K\varphi$$

Recalling the mapping property $K', K : H^s(\Gamma) \rightarrow H^s(\Gamma)$ and the relation $\partial_n \tilde{V} = \frac{1}{2} \text{Id} - K'$ we get with the aid of (3.18), (3.19)

$$\|W(\eta\varphi) - \eta W\varphi\|_{H^s(\Gamma)} \lesssim \|\varphi\|_{H^s(\Gamma)}. \quad (3.20)$$

2. *step:* Since $H^{1/2}(\Gamma)$ is dense in $H^s(\Gamma)$, $s \in (0, 1/2)$, the operator \mathcal{C}_η can be extended (in a unique way) to a bounded linear operator $H^s(\Gamma) \rightarrow H^s(\Gamma)$.

3. *step:* The operator \mathcal{C}_η is skew-symmetric: The operator W maps $H^{1/2}(\Gamma) \rightarrow H^{-1/2}(\Gamma)$ and is symmetric. The skew-symmetry of \mathcal{C}_η then follows from a direct calculation.

4. *step:* The skew-symmetry of \mathcal{C}_η allows us to extend (in a unique way) the operator as an operator $H^{-s}(\Gamma) \rightarrow H^{-s}(\Gamma)$ for $0 < s < 1/2$ by the following argument: For $\varphi, \psi \in H^{1/2}(\Gamma)$ we compute

$$\langle \mathcal{C}_\eta\varphi, \psi \rangle = -\langle \varphi, \mathcal{C}_\eta\psi \rangle. \quad (3.21)$$

Since $\mathcal{C}_\eta : H^s(\Gamma) \rightarrow H^s(\Gamma)$ for $0 < s < 1/2$, we see that, $\varphi \mapsto \langle \varphi, \mathcal{C}_\eta\psi \rangle$ on the right-hand side of (3.21) extends to a bounded linear functional on $H^{-s}(\Gamma)$. Hence, $\mathcal{C}_\eta : H^{-s}(\Gamma) \rightarrow H^{-s}(\Gamma)$ for $0 < s < 1/2$.

5. step: We have $\mathcal{C}_\eta : H^s(\Gamma) \rightarrow H^s(\Gamma)$ for $s \in (-1/2, 1/2) \setminus \{0\}$. An interpolation argument allows us to extend the boundedness to the remaining case $s = 0$.

Proof of (ii): Since

$$\Delta \tilde{\mathcal{C}}_\eta(\eta\hat{\varphi}) - \eta \Delta \tilde{\mathcal{C}}_\eta \hat{\varphi} = -2\nabla\eta \cdot \nabla \tilde{\mathcal{C}}_\eta \hat{\varphi} - \Delta \eta \tilde{\mathcal{C}}_\eta \hat{\varphi} - 2|\nabla\eta|^2 \tilde{K} \hat{\varphi} - \Delta(\eta \tilde{V}(\partial_n \hat{\varphi})),$$

the function $v := \tilde{\mathcal{C}}_\eta^\eta \hat{\varphi} := \tilde{\mathcal{C}}_\eta(\eta\hat{\varphi}) - \eta \tilde{\mathcal{C}}_\eta \hat{\varphi}$ solves

$$\begin{aligned} -\Delta v &= 4\nabla\eta \cdot \nabla \tilde{\mathcal{C}}_\eta \hat{\varphi} + 2\Delta \eta \tilde{\mathcal{C}}_\eta \hat{\varphi} + 2|\nabla\eta|^2 \tilde{K} \hat{\varphi} + \Delta(\eta \tilde{V}(\partial_n \hat{\varphi})) && \text{in } \mathbb{R}^d \setminus \Gamma, \\ [\gamma_0 v] &= 0, \quad [\partial_n v] = 0 && \text{on } \Gamma. \end{aligned}$$

Again, the decay of v and the Newton potential applied to the right-hand side of the equation are the same, and the mapping properties of the Newton potential provide

$$\begin{aligned} \|v\|_{H^{3/2+\alpha_N}(B_{R_\Omega}(0) \setminus \Gamma)} &\lesssim \left\| 4\nabla\eta \cdot \nabla \tilde{\mathcal{C}}_\eta \hat{\varphi} + 2\Delta \eta \tilde{\mathcal{C}}_\eta \hat{\varphi} + 2|\nabla\eta|^2 \tilde{K} \hat{\varphi} + \Delta(\eta \tilde{V}(\partial_n \hat{\varphi})) \right\|_{H^{-1/2+\alpha_N}(B_{R_\Omega}(0) \setminus \Gamma)} \\ &\lesssim \left\| \tilde{\mathcal{C}}_\eta \hat{\varphi} \right\|_{H^{1/2+\alpha_N}(B_{R_\Omega}(0) \setminus \Gamma)} + \left\| \tilde{K} \hat{\varphi} \right\|_{H^{-1/2+\alpha_N}(B_{R_\Omega}(0) \setminus \Gamma)} \\ &\quad + \left\| \tilde{V} \hat{\varphi} \right\|_{H^{1/2+\alpha_N}(B_{R_\Omega}(0) \setminus \Gamma)} \\ &\stackrel{\text{Lemma 3.2}}{\lesssim} \left\| \tilde{K} \hat{\varphi} \right\|_{H^{-1/2+\alpha_N}(B_{R_\Omega}(0) \setminus \Gamma)} + \|\hat{\varphi}\|_{H^{-1+\alpha_N}(\Gamma)} \\ &\stackrel{\alpha_N < 1/2}{\lesssim} \left\| \tilde{K} \hat{\varphi} \right\|_{H^{1/2-\alpha_N}(B_{R_\Omega}(0) \setminus \Gamma)} + \|\hat{\varphi}\|_{H^{-1+\alpha_N}(\Gamma)}. \end{aligned} \tag{3.22}$$

We apply Lemma 3.4 to $\tilde{K} \hat{\varphi} - \overline{\tilde{K} \hat{\varphi}}$. Since $\text{dist}(\Gamma, \partial B_{R_\Omega}(0)) > 0$ we have that $\tilde{K} \hat{\varphi}$ is smooth on $\partial B_{R_\Omega}(0)$, and we can estimate this term by an arbitrary negative norm of $\hat{\varphi}$ on Γ to obtain

$$\begin{aligned} \left\| \tilde{K} \hat{\varphi} - \overline{\tilde{K} \hat{\varphi}} \right\|_{H^{1/2-\alpha_N}(B_{R_\Omega}(0) \setminus \Gamma)} &\stackrel{(3.11)}{\lesssim} \|W\hat{\varphi}\|_{H^{-1-\alpha_N}(\Gamma)} + \left\| \tilde{K} \hat{\varphi} \right\|_{H^{-\alpha_N}(\partial B_{R_\Omega}(0))} \\ &\lesssim \|W\hat{\varphi}\|_{H^{-1-\alpha_N}(\Gamma)} + \|\hat{\varphi}\|_{H^{-\alpha_N}(\Gamma)}. \end{aligned}$$

The mean value can be estimated with $r^2 = |x|^2$, the observation $\Delta r^2 = 4$, and integration by parts by

$$\begin{aligned} \left| \overline{\tilde{K} \hat{\varphi}} \right| &\lesssim \left| \langle \tilde{K} \hat{\varphi}, \Delta r^2 \rangle \right| \lesssim \left| \langle \gamma_0^{\text{int}} \tilde{K} \hat{\varphi}, \partial_n r^2 \rangle \right| + \left| \langle \gamma_1^{\text{int}} \tilde{K} \hat{\varphi}, r^2 \rangle \right| \\ &\lesssim \left| \langle \hat{\varphi}, (K' - 1/2) \partial_n r^2 \rangle \right| + \left| \langle W\hat{\varphi}, r^2 \rangle \right| \\ &\lesssim \|\hat{\varphi}\|_{H^{-\alpha_N}(\Gamma)} + \|W\hat{\varphi}\|_{H^{-1-\alpha_N}(\Gamma)}, \end{aligned}$$

where the last step follows since K' is a bounded operator mapping $H^{\alpha_N}(\Gamma) \rightarrow H^{\alpha_N}(\Gamma)$ from Lemma 3.2. The additional mapping properties of W of Lemma 3.5, (iii) and inserting this in (3.22) leads together with a facewise trace estimate to

$$\|\partial_n v\|_{H^{\alpha_N}(\Gamma)} \lesssim \|v\|_{H^{3/2+\alpha_N}(B_{R_\Omega}(0) \setminus \Gamma)} \lesssim \|\hat{\varphi}\|_{H^{-\alpha_N}(\Gamma)}.$$

Now, the computation

$$\mathcal{C}_\eta^\eta \hat{\varphi} = \partial_n \tilde{\mathcal{C}}_\eta^\eta \hat{\varphi} + K'((\partial_n \eta) \eta \hat{\varphi}) - \eta K'((\partial_n \eta) \hat{\varphi}) + 2(\partial_n \eta) \gamma_0 \tilde{\mathcal{C}}_\eta(\hat{\varphi}) - (\partial_n \eta) V((\partial_n \eta) \hat{\varphi}),$$

the mapping properties of V and the commutator of K' (as normal trace of the commutator $\tilde{\mathcal{C}}_\eta$ from Lemma 3.3, c.f. (3.8)) prove the lemma. \square

3.2 Symm's integral equation (proof of Theorem 2.2)

The main tools in our proofs are the Galerkin orthogonality

$$\langle V(\phi - \phi_h), \psi_h \rangle = 0 \quad \forall \psi_h \in S^{0,0}(\mathcal{T}_h), \quad (3.23)$$

and a Caccioppoli-type estimate for discrete harmonic functions that satisfy the orthogonality

$$\langle \gamma_0 v, \psi_h \rangle = 0 \quad \forall \psi_h \in S^{0,0}(\mathcal{T}_h), \text{ supp } \psi_h \subset D \cap \Gamma. \quad (3.24)$$

More precisely, the space of *discrete harmonic functions* on an open set $D \subset \mathbb{R}^d$ is defined as

$$\begin{aligned} \mathcal{H}_h(D) := \{ & v \in H^1(D \setminus \Gamma) : v \text{ is harmonic on } D \setminus \Gamma, \\ & \exists \tilde{v} \in S^{0,0}(\mathcal{T}_h) \text{ s.t. } [\partial_n v]|_{D \cap \Gamma} = \tilde{v}|_{D \cap \Gamma}, v \text{ satisfies (3.24)} \}. \end{aligned} \quad (3.25)$$

Proposition 3.7 [FMP16, Lemma 3.9] *For discrete harmonic functions $u \in \mathcal{H}_h(B')$, the interior regularity estimate*

$$\|\nabla u\|_{L^2(B)} \lesssim \frac{h}{\hat{d}} \|\nabla u\|_{L^2(B')} + \frac{1}{\hat{d}} \|u\|_{L^2(B')} \quad (3.26)$$

holds, where B and B' are nested boxes and $\hat{d} := \text{dist}(B, \partial B') > 0$ satisfies $8h \leq \hat{d}$. The hidden constant depends only on Ω, d , and the γ -shape regularity of \mathcal{T}_h .

As a consequence of this interior regularity estimate and Lemma 3.1, we get an estimate for the jump of the normal derivative of a discrete harmonic potential.

Lemma 3.8 *Let Assumption 1 hold and $B \subset B' \subset B_{R_\Omega}(0)$ be nested boxes with $\hat{d} := \text{dist}(B, \partial B') > 0$ and h be sufficiently small so that the assumption of Proposition 3.7 holds. Let $u := \tilde{V}\zeta_h$ with $\zeta_h \in S^{0,0}(\mathcal{T}_h)$ and assume $u \in \mathcal{H}_h(B')$. Let $\hat{\Gamma} \subset B \cap \Gamma$ and $\eta \in C_0^\infty(\mathbb{R}^d)$ be an arbitrary cut-off function satisfying $\eta \equiv 1$ on B' . Then,*

$$\|[\partial_n u]\|_{L^2(\hat{\Gamma})} \leq C \left(h^{\alpha_D/(1+2\alpha_D)} \|\eta \zeta_h\|_{L^2(\Gamma)} + h^{-1} \|\eta V \zeta_h\|_{H^{-\alpha_D}(\Gamma)} + \|\zeta_h\|_{H^{-1/2}(\Gamma)} \right). \quad (3.27)$$

The constant $C > 0$ depends only on Ω, d, \hat{d} , the γ -shape regularity of \mathcal{T}_h , $\|\eta\|_{W^{1,\infty}(\mathbb{R}^d)}$, and the constants appearing in Assumption 1.

Proof: We split the function $u = u_{\text{far}} + u_{\text{near}}$, where the near field u_{near} and the far field u_{far} solve the Dirichlet problems

$$\begin{aligned} -\Delta u_{\text{near}} &= 0 & \text{in } B_{R_\Omega}(0) \setminus \Gamma, & \quad \gamma_0 u_{\text{near}} = \eta V \zeta_h & \text{on } \Gamma \cup \partial B_{R_\Omega}(0), \\ -\Delta u_{\text{far}} &= 0 & \text{in } B_{R_\Omega}(0) \setminus \Gamma, & \quad \gamma_0 u_{\text{far}} = (1 - \eta) V \zeta_h & \text{on } \Gamma \cup \partial B_{R_\Omega}(0). \end{aligned}$$

We first consider $\gamma_1^{\text{int}} u_{\text{near}}$ - the case $\gamma_1^{\text{ext}} u_{\text{near}}$ is treated analogously.

Let $\hat{\eta}$ be another cut-off function satisfying $\hat{\eta} \equiv 1$ on $\hat{\Gamma}$ and $\text{supp } \hat{\eta} \subset B$. The multiplicative trace inequality, see, e.g., [Mel05, Thm. A.2], implies for any $\varepsilon \leq 1/2$ that

$$\begin{aligned} \|\gamma_1^{\text{int}} u_{\text{near}}\|_{L^2(\hat{\Gamma})} &\lesssim \|\gamma_1^{\text{int}}(\hat{\eta} u_{\text{near}})\|_{L^2(B \cap \Gamma)} \lesssim \|\nabla(\hat{\eta} u_{\text{near}})\|_{L^2(\Omega)}^{2\varepsilon/(1+2\varepsilon)} \|\nabla(\hat{\eta} u_{\text{near}})\|_{H^{1/2+\varepsilon}(\Omega)}^{1/(1+2\varepsilon)} \\ &\lesssim \|\nabla(\hat{\eta} u_{\text{near}})\|_{L^2(B)}^{2\varepsilon/(1+2\varepsilon)} \|\hat{\eta} u_{\text{near}}\|_{H^{3/2+\varepsilon}(B)}^{1/(1+2\varepsilon)}. \end{aligned} \quad (3.28)$$

Since $u_{\text{near}} \in \mathcal{H}_h(B')$, we use the interior regularity estimate (3.24) for the first term on the right-hand side of (3.28), and the second term of (3.28) can be estimated using (3.2) of Lemma 3.1. In total, we get for $\varepsilon \leq \alpha_D < 1/2$ that

$$\begin{aligned}
& \|\nabla(\widehat{\eta}u_{\text{near}})\|_{L^2(B)}^{2\varepsilon/(1+2\varepsilon)} \|\widehat{\eta}u_{\text{near}}\|_{H^{3/2+\varepsilon}(B)}^{1/(1+2\varepsilon)} \\
& \lesssim \left(h \|\nabla u_{\text{near}}\|_{L^2(B')} + \|u_{\text{near}}\|_{L^2(B')} \right)^{2\varepsilon/(1+2\varepsilon)} \cdot \left(\|u_{\text{near}}\|_{H^1(B')} + \|\eta V \zeta_h\|_{H^{1+\varepsilon}(\Gamma)} \right)^{1/(1+2\varepsilon)} \\
& \lesssim h^{2\varepsilon/(1+2\varepsilon)} \|u_{\text{near}}\|_{H^1(B')} + \|u_{\text{near}}\|_{L^2(B')}^{2\varepsilon/(1+2\varepsilon)} \|u_{\text{near}}\|_{H^1(B')}^{1/(1+2\varepsilon)} \\
& \quad + \|u_{\text{near}}\|_{L^2(B')}^{2\varepsilon/(1+2\varepsilon)} \|\eta V \zeta_h\|_{H^{1+\varepsilon}(\Gamma)}^{1/(1+2\varepsilon)} + h^{2\varepsilon/(1+2\varepsilon)} \|\nabla u_{\text{near}}\|_{L^2(B')}^{2\varepsilon/(1+2\varepsilon)} \|\eta V \zeta_h\|_{H^{1+\varepsilon}(\Gamma)}^{1/(1+2\varepsilon)} \\
& =: T_1 + T_2 + T_3 + T_4.
\end{aligned} \tag{3.29}$$

Let \mathcal{I}_h be the nodal interpolation operator. The mapping properties of V from Lemma 3.2, (ii), the commutator C_η from (3.5) as well as an inverse inequality, see, e.g., [GHS05, Thm. 3.2], lead to

$$\begin{aligned}
\|\eta V \zeta_h\|_{H^{1+\varepsilon}(\Gamma)} & \lesssim \|V(\eta \zeta_h)\|_{H^{1+\varepsilon}(\Gamma)} + \|C_\eta \zeta_h\|_{H^{1+\varepsilon}(\Gamma)} \lesssim \|\eta \zeta_h\|_{H^\varepsilon(\Gamma)} + \|\zeta_h\|_{H^{-1+\varepsilon}(\Gamma)} \\
& \lesssim \|\mathcal{I}_h(\eta) \zeta_h\|_{H^\varepsilon(\Gamma)} + \|(\eta - \mathcal{I}_h \eta) \zeta_h\|_{H^\varepsilon(\Gamma)} + \|\zeta_h\|_{H^{-1+\varepsilon}(\Gamma)} \\
& \lesssim h^{-\varepsilon} \|\mathcal{I}_h(\eta) \zeta_h\|_{L^2(\Gamma)} + h \|\zeta_h\|_{H^\varepsilon(\Gamma)} + h^{1-\varepsilon} \|\zeta_h\|_{L^2(\Gamma)} + \|\zeta_h\|_{H^{-1+\varepsilon}(\Gamma)} \\
& \lesssim h^{-\varepsilon} \left(\|(\eta - \mathcal{I}_h \eta) \zeta_h\|_{L^2(\Gamma)} + \|\eta \zeta_h\|_{L^2(\Gamma)} \right) + \|\zeta_h\|_{H^{-1+\varepsilon}(\Gamma)} \\
& \lesssim h^{-\varepsilon} \left(\|\eta \zeta_h\|_{L^2(\Gamma)} + \|\zeta_h\|_{H^{-1}(\Gamma)} \right).
\end{aligned} \tag{3.30}$$

With the classical *a priori* estimate for the inhomogeneous Dirichlet problem in the H^1 -norm, the commutator C_η , and Lemma 3.3, we estimate

$$\begin{aligned}
T_1 & = h^{2\varepsilon/(1+\varepsilon)} \|u_{\text{near}}\|_{H^1(B')} \lesssim h^{2\varepsilon/(1+\varepsilon)} \|\eta V \zeta_h\|_{H^{1/2}(\Gamma)} \\
& \lesssim h^{2\varepsilon/(1+\varepsilon)} \left(\|V(\eta \zeta_h)\|_{H^{1/2}(\Gamma)} + \|C_\eta \zeta_h\|_{H^{1/2}(\Gamma)} \right) \\
& \lesssim h^{2\varepsilon/(1+\varepsilon)} \left(\|\eta \zeta_h\|_{L^2(\Gamma)} + \|\zeta_h\|_{H^{-1-\alpha_D}(\Gamma)} \right),
\end{aligned} \tag{3.31}$$

$$\begin{aligned}
T_4 & = h^{2\varepsilon/(1+2\varepsilon)} \|\nabla u_{\text{near}}\|_{L^2(B')}^{2\varepsilon/(1+2\varepsilon)} \|\eta V \zeta_h\|_{H^{1+\varepsilon}(\Gamma)}^{1/(1+2\varepsilon)} \\
& \stackrel{(3.30)}{\lesssim} h^{2\varepsilon/(1+2\varepsilon)} \|u_{\text{near}}\|_{H^1(B')}^{2\varepsilon/(1+2\varepsilon)} \left(h^{-\varepsilon} \|\eta \zeta_h\|_{L^2(\Gamma)} + h^{-\varepsilon} \|\zeta_h\|_{H^{-1}(\Gamma)} \right)^{1/(1+2\varepsilon)} \\
& \stackrel{(3.31)}{\lesssim} h^{\varepsilon/(1+2\varepsilon)} \left(\|\eta \zeta_h\|_{L^2(\Gamma)} + \|\zeta_h\|_{H^{-1}(\Gamma)} \right).
\end{aligned} \tag{3.32}$$

We apply (3.1), (since $\eta \equiv 0$ on $\partial B_{R_\Omega}(0)$ only the boundary terms for Γ appear) together with Young's inequality $ab \leq a^p/p + b^q/q$ applied with $p = (1 + 2\varepsilon)/2\varepsilon$, $q = 1 + 2\varepsilon$ to obtain

$$\begin{aligned}
T_3 & = \|u_{\text{near}}\|_{L^2(B')}^{2\varepsilon/(1+2\varepsilon)} \|\eta V \zeta_h\|_{H^{1+\varepsilon}(\Gamma)}^{1/(1+2\varepsilon)} \stackrel{(3.1), (3.30)}{\lesssim} \|\eta V \zeta_h\|_{H^{-\alpha_D}(\Gamma)}^{2\varepsilon/(1+2\varepsilon)} \left(h^{-\varepsilon} \|\eta \zeta_h\|_{L^2(\Gamma)} + h^{-\varepsilon} \|\zeta_h\|_{H^{-1}(\Gamma)} \right)^{1/(1+2\varepsilon)} \\
& \lesssim h^{-1} \|\eta V \zeta_h\|_{H^{-\alpha_D}(\Gamma)} + h^\varepsilon \|\eta \zeta_h\|_{L^2(\Gamma)} + h^\varepsilon \|\zeta_h\|_{H^{-1}(\Gamma)}.
\end{aligned}$$

Similarly, we get for the second term in (3.29)

$$\begin{aligned}
T_2 & = \|u_{\text{near}}\|_{L^2(B')}^{2\varepsilon/(1+2\varepsilon)} \|u_{\text{near}}\|_{H^1(B')}^{1/(1+2\varepsilon)} \stackrel{(3.1)}{\lesssim} h^{-2\varepsilon/(1+2\varepsilon)} \|\eta V \zeta_h\|_{H^{-\alpha_D}(\Gamma)}^{2\varepsilon/(1+2\varepsilon)} h^{2\varepsilon/(1+2\varepsilon)} \|u_{\text{near}}\|_{H^1(B')}^{1/(1+2\varepsilon)} \\
& \stackrel{(3.31)}{\lesssim} h^{-1} \|\eta V \zeta_h\|_{H^{-\alpha_D}(\Gamma)} + h^{2\varepsilon} \|\eta \zeta_h\|_{L^2(\Gamma)} + h^{2\varepsilon} \|\zeta_h\|_{H^{-1-\alpha_D}(\Gamma)}.
\end{aligned}$$

Inserting everything in (3.29) and using $h \lesssim 1$ gives

$$\|\partial_n u_{\text{near}}\|_{L^2(\widehat{\Gamma})} \lesssim h^{\varepsilon/(1+2\varepsilon)} \left(\|\eta\zeta_h\|_{L^2(\Gamma)} + \|\zeta_h\|_{H^{-1}(\Gamma)} \right) + h^{-1} \|\eta V\zeta_h\|_{H^{-\alpha_D}(\Gamma)}.$$

Applying the same argument for the exterior Dirichlet boundary value problem leads to an estimate for the jump of the normal derivative

$$\|[\partial_n u_{\text{near}}]\|_{L^2(\widehat{\Gamma})} \lesssim h^{\varepsilon/(1+2\varepsilon)} \left(\|\eta\zeta_h\|_{L^2(\Gamma)} + \|\zeta_h\|_{H^{-1}(\Gamma)} \right) + h^{-1} \|\eta V\zeta_h\|_{H^{-\alpha_D}(\Gamma)}.$$

It remains to estimate the far field u_{far} , which can be treated similarly to the near field using a trace estimate and Lemma 3.1. Applying Lemma 3.1 with a cut-off function $\tilde{\eta}$ satisfying $\tilde{\eta} \equiv 1$ on B and $\text{supp } \tilde{\eta} \subset B'$ the boundary term in (3.2) disappears since $\tilde{\eta}(1-\eta) \equiv 0$, which simplifies the arguments:

$$\begin{aligned} \|[\partial_n u_{\text{far}}]\|_{L^2(\widehat{\Gamma})} &\leq \|[\partial_n(\tilde{\eta}u_{\text{far}})]\|_{L^2(\widehat{\Gamma})} \lesssim \|u_{\text{far}}\|_{H^{3/2+\varepsilon}(B)} \\ (3.2) \quad &\lesssim \|u_{\text{far}}\|_{H^1(B')} + \|\tilde{\eta}(1-\eta)V\zeta_h\|_{H^{1+\varepsilon}(\Gamma)} = \|u_{\text{far}}\|_{H^1(B')} \\ &\lesssim \|(1-\eta)V\zeta_h\|_{H^{1/2}(\Gamma \cup \partial B_{R\Omega}(0))} \lesssim \|\zeta_h\|_{H^{-1/2}(\Gamma)}, \end{aligned}$$

which proves the lemma. \square

We use the Galerkin projection $\Pi : H^{-1/2}(\Gamma) \rightarrow S^{0,0}(\mathcal{T}_h)$, which is, for any $\widehat{\phi} \in H^{-1/2}(\Gamma)$, defined by

$$\langle V(\widehat{\phi} - \Pi\widehat{\phi}), \psi_h \rangle = 0 \quad \forall \psi_h \in S^{0,0}(\mathcal{T}_h). \quad (3.33)$$

We denote by I_h the $L^2(\Gamma)$ -orthogonal projection given by

$$\langle I_h u, v_h \rangle_{L^2(\Gamma)} = \langle u, v_h \rangle_{L^2(\Gamma)} \quad \forall v_h \in S^{0,0}(\mathcal{T}_h).$$

This operator has the following super-approximation property, [NS74]: For any discrete function $\psi_h \in S^{0,0}(\mathcal{T}_h)$ and a cut-off function η we have (with implied constants depending on $\|\eta\|_{W^{1,\infty}}$)

$$\|\eta\psi_h - I_h(\eta\psi_h)\|_{L^2(\Gamma)}^2 \lesssim h^2 \sum_{T \in \mathcal{T}_h} \|\nabla(\eta\psi_h)\|_{L^2(T)}^2 \lesssim h^2 \|\psi_h\|_{L^2(\text{supp } \eta)}^2. \quad (3.34)$$

The following lemma provides an estimate for the local Galerkin error and includes the key steps to the proof of Theorem 2.2.

Lemma 3.9 *Let the assumptions of Theorem 2.2 hold. Let $\widehat{\Gamma}_0$ be an open subset of Γ with $\Gamma_0 \subset \widehat{\Gamma}_0 \subsetneq \Gamma$ and $R := \text{dist}(\Gamma_0, \partial\widehat{\Gamma}_0) > 0$. Let h be sufficiently small such that at least $\frac{h}{R} \leq \frac{1}{12}$. Assume that $\phi \in L^2(\widehat{\Gamma}_0)$. Then, we have*

$$\begin{aligned} \|\phi - \phi_h\|_{L^2(\Gamma_0)} &\leq C \left(\inf_{\chi_h \in S^{0,0}(\mathcal{T}_h)} \|\phi - \chi_h\|_{L^2(\widehat{\Gamma}_0)} + \|\phi - \phi_h\|_{H^{-1/2}(\widehat{\Gamma}_0)} \right. \\ &\quad \left. + h^{\alpha_D/(1+2\alpha_D)} \|\phi - \phi_h\|_{L^2(\widehat{\Gamma}_0)} + \|\phi - \phi_h\|_{H^{-1-\alpha_D}(\Gamma)} \right). \end{aligned}$$

The constant $C > 0$ depends only on Γ, Γ_0, d, R , and the γ -shape regularity of \mathcal{T}_h .

Proof: We define $e := \phi - \phi_h$, open subsets $\Gamma_0 \subset \Gamma_1 \subset \Gamma_2 \cdots \subset \Gamma_5 \subset \widehat{\Gamma}_0$, and volume boxes $B_0 \subset B_1 \subset B_2 \cdots \subset B_5 \subset \mathbb{R}^d$, where $B_i \cap \Gamma = \Gamma_i$. Throughout the proof, we use multiple cut-off functions $\eta_i \in C_0^\infty(\mathbb{R}^d)$, $i = 1, \dots, 5$. These smooth functions η_i should satisfy $\eta_i \equiv 1$ on Γ_{i-1} , $\text{supp } \eta \subset B_i$ and $\|\nabla \eta_i\|_{L^\infty(B_i)} \lesssim \frac{1}{R}$. We write

$$\|e\|_{L^2(\Gamma_0)}^2 \leq \|\eta_1 e\|_{L^2(\Gamma)}^2 = \langle \eta_1 e, \eta_1 e \rangle = \langle e, \eta_1^2 e \rangle. \quad (3.35)$$

With the Galerkin projection Π from (3.33), we obtain

$$\|\eta_1 e\|_{L^2(\Gamma)}^2 = \langle e, \eta_1^2 e \rangle = \langle \eta_5 e, \eta_1^2 e \rangle = \langle \Pi(\eta_5 e), \eta_1^2 e \rangle + \langle \eta_5 e - \Pi(\eta_5 e), \eta_1^2 e \rangle. \quad (3.36)$$

With an inverse inequality and the L^2 -orthogonal projection I_h , which satisfies the super-approximation property (3.34) for $\eta_5 \phi_h$, we get

$$\begin{aligned} \|\eta_5 \phi_h - \Pi(\eta_5 \phi_h)\|_{L^2(\Gamma)} &\lesssim \|\eta_5 \phi_h - I_h(\eta_5 \phi_h)\|_{L^2(\Gamma)} + \|I_h(\eta_5 \phi_h) - \Pi(\eta_5 \phi_h)\|_{L^2(\Gamma)} \\ &\lesssim h \|\phi_h\|_{L^2(\widehat{\Gamma}_0)} + h^{-1/2} \|I_h(\eta_5 \phi_h) - \Pi(\eta_5 \phi_h)\|_{H^{-1/2}(\Gamma)} \\ &\lesssim h \|\phi_h\|_{L^2(\widehat{\Gamma}_0)} + h^{-1/2} \|I_h(\eta_5 \phi_h) - \eta_5 \phi_h\|_{H^{-1/2}(\Gamma)} + h^{-1/2} \|\eta_5 \phi_h - \Pi(\eta_5 \phi_h)\|_{H^{-1/2}(\Gamma)} \\ &\lesssim h \|\phi_h\|_{L^2(\widehat{\Gamma}_0)}, \end{aligned} \quad (3.37)$$

where the last estimate follows from Céa's lemma and super-approximation. The same argument leads to

$$\begin{aligned} \|\eta_5 \phi - \Pi(\eta_5 \phi)\|_{L^2(\Gamma)} &\lesssim \|\eta_5 \phi - I_h(\eta_5 \phi)\|_{L^2(\Gamma)} + \|I_h(\eta_5 \phi) - \Pi(\eta_5 \phi)\|_{L^2(\Gamma)} \\ &\lesssim \|\eta_5 \phi\|_{L^2(\Gamma)} + h^{-1/2} \|I_h(\eta_5 \phi) - \Pi(\eta_5 \phi)\|_{H^{-1/2}(\Gamma)} \\ &\lesssim \|\eta_5 \phi\|_{L^2(\Gamma)}. \end{aligned} \quad (3.38)$$

In fact, this argument shows L^2 -stability of Π :

$$\|\Pi \psi\|_{L^2(\Gamma)} \lesssim \|\psi\|_{L^2(\Gamma)} \quad \forall \psi \in L^2(\Gamma). \quad (3.39)$$

The bounds (3.37), (3.38) together imply

$$\begin{aligned} |\langle \eta_5 e - \Pi(\eta_5 e), \eta_1^2 e \rangle| &\leq \|\eta_1^2 e\|_{L^2(\Gamma)} \left(\|\eta_5 \phi - \Pi(\eta_5 \phi)\|_{L^2(\Gamma)} + \|\eta_5 \phi_h - \Pi(\eta_5 \phi_h)\|_{L^2(\Gamma)} \right) \\ &\lesssim \|\eta_1 e\|_{L^2(\Gamma)} \left(\|\eta_5 \phi\|_{L^2(\Gamma)} + h \|\phi_h\|_{L^2(\widehat{\Gamma}_0)} \right) \\ &\lesssim \|\eta_1 e\|_{L^2(\Gamma)} \left((1+h) \|\phi\|_{L^2(\widehat{\Gamma}_0)} + h \|e\|_{L^2(\widehat{\Gamma}_0)} \right). \end{aligned} \quad (3.40)$$

For the first term on the right-hand side of (3.36), we want to use Lemma 3.8. Since $[\partial_n \widetilde{V} \zeta_h] = -\zeta_h \in S^{0,0}(\mathcal{T}_h)$ for any discrete function $\zeta_h \in S^{0,0}(\mathcal{T}_h)$, we need to construct a discrete function satisfying the orthogonality condition (3.24). Using the Galerkin orthogonality with test functions ψ_h with support $\text{supp } \psi_h \subset \Gamma_4$ and noting that $\eta_5 \equiv 1$ on $\text{supp } \psi_h$, we obtain with the commutator C_{η_5} defined in (3.5)

$$\begin{aligned} 0 &= \langle V e, \eta_5 \psi_h \rangle = \langle \eta_5 V e, \psi_h \rangle = \langle V(\eta_5 e) - C_{\eta_5} e, \psi_h \rangle \\ &= \langle V(\eta_5 e) - \eta_5 C_{\eta_5} e, \psi_h \rangle = \langle V(\eta_5 e - V^{-1}(\eta_5 C_{\eta_5} e)), \psi_h \rangle \\ &= \langle V(\Pi(\eta_5 e) - \Pi(V^{-1}(\eta_5 C_{\eta_5} e))), \psi_h \rangle. \end{aligned} \quad (3.41)$$

Thus, defining

$$\zeta_h := \Pi(\eta_5 e) - \xi_h \quad \text{with} \quad \xi_h := \Pi(V^{-1}(\eta_5 C_{\eta_5} e)), \quad (3.42)$$

we get on the volume box $B_4 \subset \mathbb{R}^d$ a discrete harmonic function

$$u := \tilde{V}\zeta_h \in \mathcal{H}_h(B_4).$$

The correction ξ_h can be estimated using the L^2 -stability (3.39) of the Galerkin projection, the mapping properties of V^{-1} , C_{η_5} , and the commutator $C_{\eta_5}^{\eta_5}$ from Lemma 3.3 by

$$\begin{aligned} \|\xi_h\|_{L^2(\Gamma)} &= \|\Pi(V^{-1}(\eta_5 C_{\eta_5} e))\|_{L^2(\Gamma)} \lesssim \|V^{-1}(\eta_5 C_{\eta_5} e)\|_{L^2(\Gamma)} \lesssim \|\eta_5 C_{\eta_5} e\|_{H^1(\Gamma)} \\ &\lesssim \|C_{\eta_5}(\eta_5 e)\|_{H^1(\Gamma)} + \|C_{\eta_5}^{\eta_5} e\|_{H^1(\Gamma)} \lesssim \|\eta_5 e\|_{H^{-1}(\Gamma)} + \|e\|_{H^{-1-\alpha_D}(\Gamma)}. \end{aligned} \quad (3.43)$$

We write

$$\langle \Pi(\eta_5 e), \eta_1^2 e \rangle = \langle \Pi(\eta_5 e) - \xi_h, \eta_1^2 e \rangle + \langle \xi_h, \eta_1^2 e \rangle = \langle \zeta_h, \eta_1^2 e \rangle + \langle \xi_h, \eta_1^2 e \rangle. \quad (3.44)$$

For the second term in (3.44) we use

$$|\langle \xi_h, \eta_1^2 e \rangle| \leq \|\xi_h\|_{L^2(\Gamma)} \|\eta_1^2 e\|_{L^2(\Gamma)} \stackrel{(3.43)}{\lesssim} \left(\|\eta_5 e\|_{H^{-1}(\Gamma)} + \|e\|_{H^{-1-\alpha_D}(\Gamma)} \right) \|\eta_1 e\|_{L^2(\Gamma)}. \quad (3.45)$$

We treat the first term in (3.44) as follows: We apply Lemma 3.8 with the boxes B_2 and B_3 - since we assumed $h \leq 12R$, the condition $8h \leq \text{dist}(B_2, \partial B_3)$ can be fulfilled - to the discrete harmonic function $\tilde{V}\zeta_h \in \mathcal{H}_h(B_4)$ and the cut-off function η_4 . The jump condition $[\partial_n u] = -\zeta_h$ leads to

$$\begin{aligned} \|\zeta_h\|_{L^2(\text{supp } \eta_1)} &\leq \|[\partial_n u]\|_{L^2(\Gamma_1)} \\ &\lesssim h^{\alpha_D/(1+2\alpha_D)} \|\eta_4 \zeta_h\|_{L^2(\Gamma)} + h^{-1} \|\eta_4 V \zeta_h\|_{H^{-\alpha_D}(\Gamma)} + \|\zeta_h\|_{H^{-1/2}(\Gamma)}. \end{aligned} \quad (3.46)$$

The definition of ζ_h , the bound (3.43), and the $H^{-1/2}$ -stability of the Galerkin projection lead to

$$\begin{aligned} \|\zeta_h\|_{H^{-1/2}(\Gamma)} &\lesssim \|\eta_5 e\|_{H^{-1/2}(\Gamma)} + \|\xi_h\|_{H^{-1/2}(\Gamma)} \\ &\lesssim \|\eta_5 e\|_{H^{-1/2}(\Gamma)} + \|e\|_{H^{-1-\alpha_D}(\Gamma)}. \end{aligned} \quad (3.47)$$

With the L^2 -stability (3.39) of the Galerkin projection and (3.43) we get

$$\begin{aligned} \|\zeta_h\|_{L^2(\Gamma)} &\lesssim \|\eta_5 e\|_{L^2(\Gamma)} + \|\xi_h\|_{L^2(\Gamma)} \\ &\lesssim \|\eta_5 e\|_{L^2(\Gamma)} + \|e\|_{H^{-1-\alpha_D}(\Gamma)}. \end{aligned} \quad (3.48)$$

We use the orthogonality of ζ_h on Γ_4 expressed in (3.24) and the L^2 -orthogonal projection I_h to estimate

$$\begin{aligned} \|\eta_4 V \zeta_h\|_{H^{-\alpha_D}(\Gamma)} &= \sup_{w \in H^{\alpha_D}(\Gamma)} \frac{\langle V \zeta_h, \eta_4 w \rangle}{\|w\|_{H^{\alpha_D}(\Gamma)}} = \sup_{w \in H^{\alpha_D}(\Gamma)} \frac{\langle V \zeta_h, \eta_4 w - I_h(\eta_4 w) \rangle}{\|w\|_{H^{\alpha_D}(\Gamma)}} \\ &\lesssim \sup_{w \in H^{\alpha_D}(\Gamma)} \frac{\|\eta_5 V \zeta_h\|_{H^1(\Gamma)} \|\eta_4 w - I_h(\eta_4 w)\|_{H^{-1}(\Gamma)}}{\|w\|_{H^{\alpha_D}(\Gamma)}} \lesssim h^{1+\alpha_D} \left(\|\eta_5 \zeta_h\|_{L^2(\Gamma)} + \|C_{\eta_5} \zeta_h\|_{H^1(\Gamma)} \right) \\ &\lesssim h^{1+\alpha_D} \left(\|\eta_5 \zeta_h\|_{L^2(\Gamma)} + \|\zeta_h\|_{H^{-1}(\Gamma)} \right). \end{aligned} \quad (3.49)$$

Inserting (3.47)–(3.49) in (3.46) and using $h \lesssim 1$, we arrive at

$$\begin{aligned} \|\zeta_h\|_{L^2(\text{supp } \eta_1)} &\lesssim \left(h^{\alpha_D/(1+2\alpha_D)} + h^{\alpha_D} \right) \|\eta_5 \zeta_h\|_{L^2(\Gamma)} + \|\zeta_h\|_{H^{-1/2}(\Gamma)} \\ &\lesssim h^{\alpha_D/(1+2\alpha_D)} \|\eta_5 e\|_{L^2(\Gamma)} + \|\eta_5 e\|_{H^{-1/2}(\Gamma)} + \|e\|_{H^{-1-\alpha_D}(\Gamma)}. \end{aligned} \quad (3.50)$$

Combining (3.36), (3.44) with (3.40), (3.45), (3.50), and finally (3.35), we get

$$\|\eta_1 e\|_{L^2(\Gamma)}^2 \lesssim \left(\|\phi\|_{L^2(\widehat{\Gamma}_0)} + \|e\|_{H^{-1/2}(\widehat{\Gamma}_0)} + h^{\alpha_D/(1+2\alpha_D)} \|e\|_{L^2(\widehat{\Gamma}_0)} + \|e\|_{H^{-1-\alpha_D}(\Gamma)} \right) \|\eta_1 e\|_{L^2(\Gamma)}.$$

Since we only used the Galerkin orthogonality as a property of the error $\phi - \phi_h$, we may write $\phi - \phi_h = (\phi - \chi_h) + (\chi_h - \phi_h)$ for arbitrary $\chi_h \in S^{0,0}(\mathcal{T}_h)$ and we have proven the inequality claimed in Lemma 3.9. \square

In order to prove Theorem 2.2, we need a lemma:

Lemma 3.10 *For every $\delta > 0$ there is a bounded linear operator $J_\delta : H^{-1}(\Gamma) \rightarrow L^2(\Gamma)$ with the following properties:*

- (i) (stability): *For every $-1 \leq s \leq t \leq 0$ there is $C_{s,t} > 0$ (depending only on s, t, Ω) such that $\|J_\delta u\|_{H^t(\Gamma)} \leq \delta^{s-t} C_{s,t} \|J_\delta u\|_{H^s(\Gamma)}$ for all $u \in H^s(\Gamma)$.*
- (ii) (locality): *for $\omega \subset \Gamma$ the restriction $(J_\delta u)|_\omega$ depends only on $u|_{\omega_\rho}$ with $\omega_\delta := \cup_{x \in \omega} B_\delta(x) \cap \Gamma$.*
- (iii) (approximation): *For every $-1 \leq t \leq s \leq 1$ there is $C_{s,t} > 0$ (depending only on s, t, Ω) such that $\|u - J_\delta u\|_{H^t(\Gamma)} \leq C_{s,t} \delta^{s-t} \|u\|_{H^s(\Gamma)}$ for all $u \in H^s(\Gamma)$.*

Proof: Operators with such properties are obtained by the usual mollification procedure (on a length scale $O(\delta)$ for domains in \mathbb{R}^d). This technique can be generalized to the present setting of surfaces with the aid of localization and charts. \square

Now, we can prove our main result, a local estimate for the Galerkin-boundary element error for Symm's integral equation in the L^2 -norm.

Proof of Theorem 2.2: Starting with Lemma 3.9, it remains to estimate the two terms $h^{\alpha_D/(1+2\alpha_D)} \|e\|_{L^2(\widehat{\Gamma}_0)}$ and $\|e\|_{H^{-1/2}(\widehat{\Gamma}_0)}$, where $e := \phi - \phi_h$.

We start with the latter. Let $\widehat{\eta} \in C^\infty(\mathbb{R}^d)$ be a cut-off-function with $\widehat{\eta} \equiv 1$ on $\widehat{\Gamma}_0$, $\text{supp } \widehat{\eta} \subset B_{R/2}^{\widehat{\Gamma}_0} = \{x \in \mathbb{R}^d : \text{dist}(\{x\}, \widehat{\Gamma}_0) < \frac{R}{2}\}$ and $\|\nabla \widehat{\eta}\|_{L^\infty} \lesssim \frac{1}{R}$. Let $\widetilde{\eta}$ be another cut-off function with $\widetilde{\eta} = 1$ on $B_{R/2+h}^{\widehat{\Gamma}_0}$ and $\text{supp } \widetilde{\eta} \cap \Gamma \subset \widehat{\Gamma}_1$, where $\text{dist}(\widehat{\Gamma}_0, \partial \widehat{\Gamma}_1) \geq R$. Select $\delta = ch$ with a constant $c = O(1)$ such that the operator J_{ch} of Lemma 3.10 has the support property $\text{supp } J_{ch}(\widehat{\eta}) \subset B_{R/2+h}^{\widehat{\Gamma}_0}$. We will employ the operator $I_h \circ J_{ch} : H^{-1}(\Gamma) \rightarrow S^{0,0}(\Gamma)$ with the L^2 -orthogonal projection I_h . It is easy to see that we may assume that

$$\text{supp}(I_h \circ J_{ch}(\widehat{\eta})) \subset B_{R/2+h}^{\widehat{\Gamma}_0}. \quad (3.51)$$

Concerning the approximation properties, we have

$$\begin{aligned} \|u - I_h \circ J_{ch} u\|_{H^{-1}(\Gamma)} &\leq \|u - J_{ch} u\|_{H^{-1}(\Gamma)} + \|J_{ch} u - I_h \circ J_{ch} u\|_{H^{-1}(\Gamma)} \\ &\lesssim (ch)^{1/2} \|u\|_{H^{-1/2}(\Gamma)} + h \|J_{ch} u\|_{L^2(\Gamma)} \lesssim h^{1/2} \|u\|_{H^{-1/2}(\Gamma)}. \end{aligned} \quad (3.52)$$

With the definition of the commutators $C_{\hat{\eta}}, C_{\hat{\eta}}^{\hat{\eta}}$, the Galerkin orthogonality satisfied by e , and the fact that $V : H^{-1/2}(\Gamma) \rightarrow H^{1/2}(\Gamma)$ is an isomorphism, we get

$$\begin{aligned}
\|\hat{\eta}e\|_{H^{-1/2}(\Gamma)} &= \sup_{w \in H^{1/2}(\Gamma)} \frac{\langle \hat{\eta}e, w \rangle}{\|w\|_{H^{1/2}(\Gamma)}} \lesssim \sup_{\psi \in H^{-1/2}(\Gamma)} \frac{\langle \hat{\eta}e, V\psi \rangle}{\|\psi\|_{H^{-1/2}(\Gamma)}} \\
&= \sup_{\psi \in H^{-1/2}(\Gamma)} \frac{\langle Ve, \hat{\eta}\psi \rangle + \langle C_{\hat{\eta}}e, \psi \rangle}{\|\psi\|_{H^{-1/2}(\Gamma)}} = \sup_{\psi \in H^{-1/2}(\Gamma)} \frac{\langle Ve, \hat{\eta}\psi - I_h \circ J_{ch}(\hat{\eta}\psi) \rangle + \langle C_{\hat{\eta}}e, \psi \rangle}{\|\psi\|_{H^{-1/2}(\Gamma)}} \\
(3.51) \quad &= \sup_{\psi \in H^{-1/2}(\Gamma)} \frac{\langle \hat{\eta}Ve, \hat{\eta}\psi - I_h \circ J_{ch}(\hat{\eta}\psi) \rangle + \langle C_{\hat{\eta}}e, \psi \rangle}{\|\psi\|_{H^{-1/2}(\Gamma)}} \\
&= \sup_{\psi \in H^{-1/2}(\Gamma)} \frac{\langle V(\hat{\eta}e), \hat{\eta}\psi - I_h \circ J_{ch}(\hat{\eta}\psi) \rangle - \langle C_{\hat{\eta}}e, \hat{\eta}\psi - I_h \circ J_{ch}(\hat{\eta}\psi) \rangle - \langle e, C_{\hat{\eta}}\psi \rangle}{\|\psi\|_{H^{-1/2}(\Gamma)}} \\
&= \sup_{\psi \in H^{-1/2}(\Gamma)} \frac{\langle V(\tilde{\eta}e), \hat{\eta}\psi - I_h \circ J_{ch}(\hat{\eta}\psi) \rangle - \langle C_{\hat{\eta}}(\tilde{\eta}e), \hat{\eta}\psi - I_h \circ J_{ch}(\hat{\eta}\psi) \rangle}{\|\psi\|_{H^{-1/2}(\Gamma)}} \\
&\quad + \frac{\langle C_{\hat{\eta}}^{\hat{\eta}}e, \hat{\eta}\psi - I_h \circ J_{ch}(\hat{\eta}\psi) \rangle - \langle e, C_{\hat{\eta}}\psi \rangle}{\|\psi\|_{H^{-1/2}(\Gamma)}} \\
&\lesssim \sup_{\psi \in H^{-1/2}(\Gamma)} \frac{\left(\|\tilde{\eta}e\|_{L^2(\Gamma)} + \|e\|_{H^{-1-\alpha_D}(\Gamma)} \right) \|\hat{\eta}\psi - I_h \circ J_{ch}(\hat{\eta}\psi)\|_{H^{-1}(\Gamma)} + \|e\|_{H^{-1-\alpha_D}(\Gamma)} \|\psi\|_{H^{-1+\alpha_D}(\Gamma)}}{\|\psi\|_{H^{-1/2}(\Gamma)}} \\
&\lesssim h^{1/2} \|e\|_{L^2(\hat{\Gamma}_1)} + \|e\|_{H^{-1-\alpha_D}(\Gamma)}. \tag{3.53}
\end{aligned}$$

The first term on the right-hand side of (3.53) can be treated in the same way as the term $h^{\alpha_D/(1+2\alpha_D)} \|e\|_{L^2(\hat{\Gamma}_1)}$ from the right-hand side of Lemma 3.9.

We set $m := \lceil \frac{(1+\alpha_D)(1+2\alpha_D)}{\alpha_D} \rceil$. The assumption $C_{\alpha_D} \frac{h}{R} \leq \frac{1}{12}$ allows us to define m nested domains $\hat{\Gamma}_i$, $i = 0, \dots, m-1$ such that $\text{dist}(\hat{\Gamma}_i, \partial\hat{\Gamma}_{i+1}) \geq R$, $\hat{\Gamma}_m \subset \hat{\Gamma}$. Since the term $h^{\alpha_D/(1+2\alpha_D)} \|e\|_{L^2(\hat{\Gamma}_1)}$ again contains a local L^2 -norm, we may use Lemma 3.9 and (3.53) again on the larger set $\hat{\Gamma}_2 \subsetneq \hat{\Gamma}$ to estimate

$$\begin{aligned}
h^{\alpha_D/(1+2\alpha_D)} \|e\|_{L^2(\hat{\Gamma}_1)} &\lesssim h^{\alpha_D/(1+2\alpha_D)} \left(\inf_{\chi_h \in S^{0,0}(\mathcal{T}_h)} \|\phi - \chi_h\|_{L^2(\hat{\Gamma}_2)} \right. \\
&\quad \left. + h^{\alpha_D/(1+2\alpha_D)} \|e\|_{L^2(\hat{\Gamma}_2)} + \|e\|_{H^{-1-\alpha_D}(\Gamma)} \right).
\end{aligned}$$

Inserting this into the initial estimate of Lemma 3.9 (using $h \leq 1$) leads to

$$\begin{aligned}
\|e\|_{L^2(\Gamma_0)} &\leq C \left(\inf_{\chi_h \in S^{0,0}(\mathcal{T}_h)} \|\phi - \chi_h\|_{L^2(\hat{\Gamma}_2)} \right. \\
&\quad \left. + h^{2\alpha_D/(1+2\alpha_D)} \|\phi - \phi_h\|_{L^2(\hat{\Gamma}_2)} + \|\phi - \phi_h\|_{H^{-1-\alpha_D}(\Gamma)} \right).
\end{aligned}$$

Now, the L^2 -term on the right-hand side is multiplied by $h^{2\alpha_D/(1+2\alpha_D)}$, i.e., the square of the initial factor. Iterating this argument $m-2$ -times, provides the factor $h^{m\alpha_D/(1+2\alpha_D)}$, and by choice of m , we have $h^{1+\alpha_D} \leq h^{m\alpha_D/(1+2\alpha_D)}$. Together with an inverse estimate we obtain

$$\begin{aligned}
h^{1+\alpha_D} \|e\|_{L^2(\hat{\Gamma})} &\leq h^{1+\alpha_D} \|\phi - \chi_h\|_{L^2(\hat{\Gamma})} + h^{1+\alpha_D} \|\phi_h - \chi_h\|_{L^2(\hat{\Gamma})} \\
&\lesssim h^{1+\alpha_D} \|\phi - \chi_h\|_{L^2(\hat{\Gamma})} + \|\phi_h - \chi_h\|_{H^{-1-\alpha_D}(\hat{\Gamma})} \\
&\lesssim h^{1+\alpha_D} \|\phi - \chi_h\|_{L^2(\hat{\Gamma})} + \|e\|_{H^{-1-\alpha_D}(\hat{\Gamma})} + \|\phi - \chi_h\|_{H^{-1-\alpha_D}(\hat{\Gamma})} \\
&\lesssim \|\phi - \chi_h\|_{L^2(\hat{\Gamma})} + \|e\|_{H^{-1-\alpha_D}(\Gamma)},
\end{aligned}$$

which proves the theorem. \square

Proof of Corollary 2.3: The assumption $\phi \in H^{-1/2+\alpha}(\Gamma) \cap H^\beta(\tilde{\Gamma})$ leads to

$$\begin{aligned} \inf_{\chi_h \in S^{0,0}(\mathcal{T}_h)} \|\phi - \chi_h\|_{L^2(\tilde{\Gamma})} &\lesssim h^\beta \|\phi\|_{H^\beta(\tilde{\Gamma})} \\ \|e\|_{H^{-1/2}(\Gamma)} &\lesssim h^\alpha \|\phi\|_{H^{-1/2+\alpha}(\Gamma)}, \end{aligned}$$

where the second estimate is the standard global error estimate for the BEM, see [SS11].

It remains to estimate $\|e\|_{H^{-1-\alpha_D}(\Gamma)}$, which is treated with a duality argument: We note that Assumption 1 and the jump relations imply the following shift theorem for V : If $w \in H^{1+\alpha_D}(\Gamma)$ and ψ solves $V\psi = w \in H^{1+\alpha_D}(\Gamma)$, then $\psi \in H^{\alpha_D}(\Gamma)$ and $\|\psi\|_{H^{\alpha_D}(\Gamma)} \lesssim \|w\|_{H^{1+\alpha_D}(\Gamma)}$. Hence

$$\begin{aligned} \|e\|_{H^{-1-\alpha_D}(\Gamma)} &= \sup_{w \in H^{1+\alpha_D}(\Gamma)} \frac{\langle e, w \rangle}{\|w\|_{H^{1+\alpha_D}(\Gamma)}} \lesssim \sup_{\psi \in H^{\alpha_D}(\Gamma)} \frac{|\langle e, V\psi \rangle|}{\|\psi\|_{H^{\alpha_D}(\Gamma)}} = \sup_{\psi \in H^{\alpha_D}(\Gamma)} \frac{|\langle Ve, \psi - \Pi\psi \rangle|}{\|\psi\|_{H^{\alpha_D}(\Gamma)}} \\ &\lesssim \sup_{\psi \in H^{\alpha_D}(\Gamma)} \frac{\|Ve\|_{H^{1/2}(\Gamma)} \|\psi - \Pi\psi\|_{H^{-1/2}(\Gamma)}}{\|\psi\|_{H^{\alpha_D}(\Gamma)}} \lesssim h^{1/2+\alpha_D} \|e\|_{H^{-1/2}(\Gamma)} \\ &\lesssim h^{1/2+\alpha+\alpha_D} \|\phi\|_{H^{-1/2+\alpha}(\Gamma)}. \end{aligned}$$

Therefore, the term of slowest convergence has an order of $\mathcal{O}(h^{\min\{1/2+\alpha+\alpha_D, \beta\}})$, which proves the Corollary. \square

Remark 3.11 *The term of slowest convergence in the case of high local regularity is the global error in the negative $H^{-1-\alpha_D}(\Gamma)$ -norm, which is treated with a duality argument that uses the maximum amount of additional regularity on the polygonal/polyhedral domain. Therefore, further improvements of the convergence rate cannot be achieved with our method of proof. In fact, the numerical examples in the next section confirm this observation, i.e., that the best possible convergence is $\mathcal{O}(h^{1/2+\alpha+\alpha_D})$.*

The trivial estimate $\|\eta e\|_{H^{-1/2}(\Gamma)} \lesssim \|\eta e\|_{L^2(\Gamma)}$ immediately implies that the local convergence in the energy norm is at least of order $\mathcal{O}(h^{1/2+\alpha+\alpha_D})$ as well. Again, analyzing the proof of Lemma 3.9, we observe that an improvement is impossible, since the limiting term is once more in the negative $H^{-1-\alpha_D}(\Gamma)$ -norm. \blacksquare

Remark 3.12 *Remark 3.11 states that the local rate of convergence is limited by the shift theorem of Assumption 1. If the geometry Ω is smooth, then elliptic shift theorems for the Dirichlet problem hold in a wider range, e.g., if $f \in H^{1/2}(\Omega)$, we may get $u \in H^{5/2}(\Omega)$. It can be checked that in this setting, an estimate of the form*

$$\|\phi - \phi_h\|_{L^2(\Gamma_0)} \lesssim \inf_{\chi_h \in S^{0,0}(\mathcal{T}_h)} \|\phi - \chi_h\|_{L^2(\tilde{\Gamma})} + \|\phi - \phi_h\|_{H^{-2}(\Gamma)}$$

is possible since the commutator $C_{\eta_5}^{\eta_5}$ in (3.43) maps $H^{-2}(\Gamma) \rightarrow H^1(\Gamma)$ in this case. If an even better shift theorem holds, then the H^{-2} -norm can be further weakened by using commutators of higher order. The best possible achievable local rates are then $\mathcal{O}(h^\beta)$ in $L^2(\Gamma_0)$ for $\phi \in H^\beta(\tilde{\Gamma})$, $\beta \in [0, 1]$ and $\mathcal{O}(h^{1/2+\beta})$ in the $H^{-1/2}(\Gamma_0)$ -norm. \blacksquare

3.3 The hyper-singular integral equation (proof of Theorem 2.6)

We start with the Galerkin orthogonality

$$\langle W(\varphi - \varphi_h), \psi_h \rangle + \langle \varphi - \varphi_h, 1 \rangle \langle \psi_h, 1 \rangle = 0 \quad \forall \psi_h \in S^{1,1}(\mathcal{T}_h) \quad (3.54)$$

and a Caccioppoli-type estimate on $D \subset \mathbb{R}^d$ for functions characterized by the orthogonality

$$\langle \partial_n u, \psi_h \rangle + \mu \langle \psi_h, 1 \rangle = 0 \quad \forall \psi_h \in S^{1,1}(\mathcal{T}_h), \text{supp } \psi_h \subset D \cap \Gamma \quad (3.55)$$

for some $\mu \in \mathbb{R}$. Here, we define the space of discrete harmonic functions $\mathcal{H}_h^{\mathcal{N}}(D, \mu)$ for an open set $D \subset \mathbb{R}^d$ and $\mu \in \mathbb{R}$ as

$$\begin{aligned} \mathcal{H}_h^{\mathcal{N}}(D, \mu) := \{ & v \in H^1(D \setminus \Gamma) : v \text{ is harmonic on } D \setminus \Gamma, [\partial_n v] = 0, \\ & \exists \tilde{v} \in S^{1,1}(\mathcal{T}_h) \text{ s.t. } [\gamma_0 v]|_{D \cap \Gamma} = \tilde{v}|_{D \cap \Gamma}, v \text{ satisfies (3.55)} \}. \end{aligned} \quad (3.56)$$

Proposition 3.13 [FMP15, Lemma 3.8] *For discrete harmonic functions $u \in \mathcal{H}_h^{\mathcal{N}}(B', \mu)$, we have the interior regularity estimate*

$$\|\nabla u\|_{L^2(B \setminus \Gamma)} \lesssim \frac{h}{\hat{d}} \|\nabla u\|_{L^2(B' \setminus \Gamma)} + \frac{1}{\hat{d}} \|u\|_{L^2(B' \setminus \Gamma)} + |\mu|, \quad (3.57)$$

where B and B' are nested boxes and $\hat{d} := \text{dist}(B, \partial B')$ satisfies $8h \leq \hat{d}$. The hidden constant depends only on Ω, d , and the γ -shape regularity of \mathcal{T}_h .

Again we use the Galerkin projection $\Pi : H^{1/2}(\Gamma) \rightarrow S^{1,1}(\mathcal{T}_h)$ now defined by

$$\langle W(\varphi - \Pi\varphi), \psi_h \rangle + \langle \varphi - \Pi\varphi, 1 \rangle \langle \psi_h, 1 \rangle = 0 \quad \forall \psi_h \in S^{1,1}(\mathcal{T}_h). \quad (3.58)$$

The following lemma collects approximation properties of the Galerkin projection. These properties will be applied in both Lemma 3.16 and Lemma 3.17 below.

Lemma 3.14 *Let Π be the Galerkin projection defined in (3.58) and $\eta, \hat{\eta} \in C_0^\infty(\mathbb{R}^d)$ be cut-off functions, where $\hat{\eta} \equiv 1$ on $\text{supp } \eta$. For $\varphi \in H^1(\Gamma)$, we have for $s \in [1/2, 1]$*

$$|\eta\varphi - \Pi(\eta\varphi)|_{H^s(\Gamma)} \leq C |\hat{\eta}\varphi|_{H^s(\Gamma)}. \quad (3.59)$$

For $\varphi_h \in S^{1,1}(\mathcal{T}_h)$, we have for $s \in [1/2, 1]$

$$|\eta\varphi_h - \Pi(\eta\varphi_h)|_{H^s(\Gamma)} \leq Ch |\hat{\eta}\varphi_h|_{H^s(\Gamma)}. \quad (3.60)$$

The constant $C > 0$ depends only on Ω , the γ -shape regularity of \mathcal{T}_h , and $\|\eta\|_{W^{1,\infty}(\mathbb{R}^d)}$.

Proof: Let \mathcal{J}_h be a quasi-interpolation operator with approximation properties in the H^s -seminorm, e.g., the Scott-Zhang-projection ([SZ90]). Then, super-approximation (since $\varphi_h \in S^{1,1}(\mathcal{T}_h)$) and an inverse inequality, see, e.g., [GHS05, Thm. 3.2], as well as Céa's lemma imply

$$\begin{aligned} |\eta\varphi_h - \Pi(\eta\varphi_h)|_{H^s(\Gamma)} &\lesssim |\eta\varphi_h - \mathcal{J}_h(\eta\varphi_h)|_{H^s(\Gamma)} + |\mathcal{J}_h(\eta\varphi_h) - \Pi(\eta\varphi_h)|_{H^s(\Gamma)} \\ &\lesssim h |\hat{\eta}\varphi_h|_{H^s(\Gamma)} + h^{1/2-s} |\mathcal{J}_h(\eta\varphi_h) - \Pi(\eta\varphi_h)|_{H^{1/2}(\Gamma)} \\ &\lesssim h |\hat{\eta}\varphi_h|_{H^s(\Gamma)} + h^{1/2-s} |\mathcal{J}_h(\eta\varphi_h) - \eta\varphi_h|_{H^{1/2}(\Gamma)} \\ &\quad + h^{1/2-s} |\eta\varphi_h - \Pi(\eta\varphi_h)|_{H^{1/2}(\Gamma)} \\ &\lesssim h |\hat{\eta}\varphi_h|_{H^s(\Gamma)} + h^{1/2-s} |\mathcal{J}_h(\eta\varphi_h) - \eta\varphi_h|_{H^{1/2}(\Gamma)} \lesssim h |\hat{\eta}\varphi_h|_{H^s(\Gamma)}. \end{aligned}$$

The same argument leads to

$$|\eta\varphi - \Pi(\eta\varphi)|_{H^s(\Gamma)} \lesssim |\widehat{\eta}\varphi|_{H^s(\Gamma)},$$

and consequently to the H^1 -stability of the Galerkin-projection. \square

In the following, we need stability and approximation properties of the Scott-Zhang projection \mathcal{J}_h in the space $H^{1+\alpha_N}(\Gamma)$ provided by the following lemma.

Lemma 3.15 *Let \mathcal{J}_h be the Scott-Zhang projection defined in [SZ90]. Then, for $s \in [0, 3/2)$ we have*

$$\|\mathcal{J}_h u\|_{H^s(\Gamma)} \leq C_s \|u\|_{H^s(\Gamma)} \quad \forall u \in H^s(\Gamma) \quad (3.61)$$

and therefore, for every $0 \leq t \leq s < 3/2$

$$\|u - \mathcal{J}_h u\|_{H^t(\Gamma)} \leq C_{s,t} h^{s-t} \|u\|_{H^s(\Gamma)}. \quad (3.62)$$

The constants $C_s, C_{s,t} > 0$ depend only on Ω , the γ -shape regularity of \mathcal{T}_h , and s, t .

Proof: We start with the proof of (3.61). The stability for the case $s = 1$ is given in [SZ90] and the stability for the case $s = 0$ (note that Γ is a closed surface without boundary) is discussed in [AFF⁺15, Lemma 7]. By interpolation, (3.61) follows for $0 < s < 1$. The starting point for the proof of (3.61) for $s \in (1, 3/2)$ is that, by Remark 1.1, (iii), we may focus on a single affine piece Γ_i of Γ and can exploit that the notion of $H^s(\Gamma_i)$ coincides with the standard notion on intervals (in 1D) and polygons (in 2D). In particular, $H^s(\Gamma_i)$ can be defined as the interpolation space between $H^1(\Gamma_i)$ and $H^2(\Gamma_i)$.

Since $\mathcal{J}_h u \in C^0(\Gamma)$, Remark 1.1, (iii) implies for $s \in (1, 3/2)$

$$\|\mathcal{J}_h u\|_{H^s(\Gamma)} \sim \sum_{i=1}^N \|\mathcal{J}_h u\|_{H^s(\Gamma_i)} \quad \text{and} \quad \|u\|_{H^s(\Gamma)} \sim \sum_{i=1}^N \|u\|_{H^s(\Gamma_i)}.$$

It therefore suffices to show $\|\mathcal{J}_h u\|_{H^s(\Gamma_i)} \leq C \|u\|_{H^s(\Gamma_i)}$.

Since $H^s(\Gamma_i)$ is an interpolation space between $H^1(\Gamma_i)$ and $H^2(\Gamma_i)$, we can find (cf. [BS78]), for every $t > 0$, a function $u_t \in H^2(\Gamma_i)$ with

$$\begin{aligned} \|u_t\|_{H^2(\Gamma_i)} &\lesssim t^{s-2} \|u\|_{H^s(\Gamma_i)}, & \|u_t\|_{H^s(\Gamma_i)} &\lesssim \|u\|_{H^s(\Gamma_i)} \\ \|u - u_t\|_{H^1(\Gamma_i)} &\lesssim t^{s-1} \|u\|_{H^s(\Gamma_i)}. \end{aligned} \quad (3.63)$$

Let I_h be an approximation operator with the simultaneous approximation property

$$\|u_t - I_h u_t\|_{H^s(\Gamma_i)} + h^{-(s-1)} \|u_t - I_h u_t\|_{H^1(\Gamma_i)} \lesssim h^{2-s} \|u_t\|_{H^2(\Gamma_i)}, \quad (3.64)$$

see, e.g., [BS78], [BS02, Thm. 14.4.2]. With an inverse inequality, cf. [DFG⁺01, Appendix], the H^1 -stability of the Scott-Zhang projection, and (3.63), (3.64), we estimate

$$\begin{aligned} &\|u - \mathcal{J}_h u\|_{H^s(\Gamma_i)} \\ &\lesssim \|u - u_t\|_{H^s(\Gamma_i)} + \|u_t - I_h u_t\|_{H^s(\Gamma_i)} + \|\mathcal{J}_h(I_h(u_t) - u_t)\|_{H^s(\Gamma_i)} + \|\mathcal{J}_h(u - u_t)\|_{H^s(\Gamma_i)} \\ &\lesssim \|u - u_t\|_{H^s(\Gamma_i)} + \|u_t - I_h u_t\|_{H^s(\Gamma_i)} + h^{-(s-1)} \|u_t - I_h u_t\|_{H^1(\Gamma_i)} + h^{-(s-1)} \|u - u_t\|_{H^1(\Gamma_i)} \\ &\stackrel{(3.64)}{\lesssim} \|u - u_t\|_{H^s(\Gamma_i)} + h^{2-s} \|u_t\|_{H^2(\Gamma_i)} + h^{-(s-1)} \|u - u_t\|_{H^1(\Gamma_i)} \\ &\stackrel{(3.63)}{\lesssim} \|u\|_{H^s(\Gamma_i)} + h^{2-s} t^{s-2} \|u\|_{H^s(\Gamma_i)} + h^{-(s-1)} t^{s-1} \|u\|_{H^s(\Gamma_i)}. \end{aligned}$$

Choosing $t = \mathcal{O}(h)$, we get the $H^s(\Gamma_i)$ -stability of \mathcal{J}_h and thus also the $H^s(\Gamma)$ -stability of \mathcal{J}_h .

We only prove the approximation property (3.62) for $s \in (1, 3/2)$ as the case $s \in [0, 1]$ is covered by standard properties of the Scott-Zhang operator.

Case $1 \leq t \leq s < 3/2$: we observe with the stability properties of \mathcal{J}_h and the approximation properties of I_h

$$\|u - \mathcal{J}_h u\|_{H^t(\Gamma)} \sim \sum_{i=1}^N \|u - \mathcal{J}_h u\|_{H^t(\Gamma_i)} \lesssim h^{s-t} \sum_{i=1}^N \|u\|_{H^s(\Gamma_i)} \sim h^{s-t} \|u\|_{H^s(\Gamma)}. \quad (3.65)$$

Case $t = 0$: we observe with the stability properties of \mathcal{J}_h and the approximation properties of I_h

$$\|u - \mathcal{J}_h u\|_{L^2(\Gamma)} \sim \sum_{i=1}^N \|u - \mathcal{J}_h u\|_{L^2(\Gamma_i)} \lesssim h^s \sum_{i=1}^N \|u\|_{H^s(\Gamma_i)} \sim h^s \|u\|_{H^s(\Gamma)}. \quad (3.66)$$

Case $0 < t < 1$: The remaining cases are obtained with the aid of an interpolation inequality:

$$\|u - \mathcal{J}_h u\|_{H^t(\Gamma)} \lesssim \|u - \mathcal{J}_h u\|_{L^2(\Gamma)}^{1-t} \|u - \mathcal{J}_h u\|_{H^1(\Gamma)}^t \stackrel{(3.66), (3.65)}{\lesssim} h^{s(1-t)} h^{(s-1)t} \|u\|_{H^s(\Gamma)} = h^{s-t} \|u\|_{H^s(\Gamma)},$$

which concludes the proof. \square

Lemma 3.16 *Let Assumption 2 hold and $B \subset B' \subset B''$ be nested boxes with $\widehat{d} := \text{dist}(B, \partial B') = \text{dist}(B', \partial B'') > 0$ and h be sufficiently small so that the assumption of Proposition 3.13 holds. Let $u := \widetilde{K}\zeta_h$ with $\zeta_h \in S^{1,1}(\mathcal{T}_h)$ and assume $u \in \mathcal{H}_h^N(B'', \mu)$ for the box $B'' \subset B_{R_\Omega}(0)$ and some $\mu \in \mathbb{R}$. Let $\widehat{\Gamma} \subset B \cap \Gamma$. Then,*

$$\|[\gamma_0 u]\|_{H^1(\widehat{\Gamma})} \leq C \left(h^{\alpha_N} |\zeta_h|_{H^1(\Gamma)} + \|\zeta_h\|_{H^{1/2}(\Gamma)} + |\mu| \right). \quad (3.67)$$

The constant $C > 0$ depends only on Ω, \widehat{d} , the γ -shape regularity of \mathcal{T}_h , $\|\eta\|_{W^{1,\infty}(\mathbb{R}^d)}$, and the constants appearing in Assumption 2.

Proof: Step 1: Splitting into near and far-field.

Let $\eta \in C_0^\infty(\mathbb{R}^d)$ be a cut-off function satisfying $\eta \equiv 1$ on B' and $\text{supp } \eta \subset B''$. We define the near-field u_{near} and the far field u_{far} as potentials $u_{\text{near}} := \widetilde{K}v_h - \overline{\widetilde{K}v_h}$, with $\overline{\widetilde{K}v_h} := \frac{1}{|\Omega|} \int_\Omega \widetilde{K}v_h$, $u_{\text{far}} := \overline{\widetilde{K}v_h} - \widetilde{K}v_h$, where $v_h, \nu_h \in S^{1,1}(\mathcal{T}_h)$ are BEM solutions of

$$\begin{aligned} \langle Wv_h, \psi_h \rangle &= \langle \eta W\zeta_h - \eta z, \psi_h \rangle \quad \forall \psi_h \in S^{1,1}(\mathcal{T}_h) \\ \langle W\nu_h, \psi_h \rangle &= \langle (1 - \eta)W\zeta_h + \eta z, \psi_h \rangle \quad \forall \psi_h \in S^{1,1}(\mathcal{T}_h) \end{aligned}$$

with $\langle v_h, 1 \rangle = 0 = \langle \nu_h, 1 \rangle$. Here, z is a function with $z \equiv \mu$ on $\Gamma \cap B'$ such that the compatibility condition $\langle \eta W\zeta_h - \eta z, 1 \rangle = \langle (\eta - 1)W\zeta_h - \eta z, 1 \rangle = 0$ holds. Since $\langle W\zeta_h, 1 \rangle = 0$ such a function exists. More precisely, we choose $z \in L^2(\Gamma)$ to be the piecewise constant function

$$z := \begin{cases} \mu & \text{on } \Gamma \cap B', \\ \frac{\langle \eta W\zeta_h, 1 \rangle - \mu \int_{\Gamma \cap B'} \eta}{\int_{(B'' \setminus B') \cap \Gamma} \eta} & \text{otherwise.} \end{cases}$$

The function $v_h + \nu_h$ solves

$$\langle W(v_h + \nu_h), \psi_h \rangle = \langle W\zeta_h, \psi_h \rangle \quad \forall \psi_h \in S^{1,1}(\mathcal{T}_h),$$

which implies $v_h + \nu_h = \zeta_h + c$ for a constant c . Therefore, $v := u_{\text{near}} + u_{\text{far}} = u + \widetilde{K}c - \overline{\widetilde{K}(v_h + \nu_h)}$. Since $[\gamma_0 \widetilde{K}c] = c$ this implies

$$|[\gamma_0 u]|_{H^1(\widehat{\Gamma})} = |[\gamma_0 v]|_{H^1(\widehat{\Gamma})} \lesssim |[\gamma_0 u_{\text{near}}]|_{H^1(\widehat{\Gamma})} + |[\gamma_0 u_{\text{far}}]|_{H^1(\widehat{\Gamma})}.$$

The definition of z and $\eta \equiv 1$ on B' lead to

$$\begin{aligned} \|\eta(z - \mu)\|_{L^2(\Gamma)}^2 &= \int_{(B'' \setminus B') \cap \Gamma} \eta^2 \left(\frac{\langle \eta W\zeta_h, 1 \rangle - \mu \int_{\Gamma \cap B'} \eta}{\int_{(B'' \setminus B') \cap \Gamma} \eta} - \mu \right)^2 = \int_{(B'' \setminus B') \cap \Gamma} \eta^2 \left(\frac{\langle \eta(W\zeta_h - \mu), 1 \rangle}{\int_{(B'' \setminus B') \cap \Gamma} \eta} \right)^2 \\ &\lesssim |\langle \eta(W\zeta_h - \mu), 1 \rangle|^2. \end{aligned}$$

Consequently, we obtain

$$\|\eta(z - \mu)\|_{L^2(\Gamma)} \lesssim |\langle \eta(W\zeta_h - \mu), 1 \rangle| \lesssim \|\eta(W\zeta_h - \mu)\|_{H^{-1-\alpha_N}(\Gamma)} \lesssim h^{1+\alpha_N} \left(\|W\zeta_h\|_{L^2(\Gamma)} + |\mu| \right). \quad (3.68)$$

The last inequality follows from the orthogonality of $W\zeta_h$ to discrete functions in $S^{1,1}(\mathcal{T}_h)$ on B'' and the arguments shown in (3.69) below (specifically: go through the arguments of (3.69) with $z \equiv \mu$).

Step 2: Approximation of the near field.

Let \mathcal{J}_h denote the Scott-Zhang projection. The ellipticity of W on $H^{1/2}(\Gamma)/\mathbb{R}$ and the orthogonality (3.55) of $W\zeta_h$ imply

$$\begin{aligned} \|v_h\|_{H^{1/2}(\Gamma)} &\lesssim \|\eta W\zeta_h - \eta z\|_{H^{-1/2}(\Gamma)} = \sup_{w \in H^{1/2}(\Gamma)} \frac{\langle \eta W\zeta_h - \eta z, w \rangle}{\|w\|_{H^{1/2}(\Gamma)}} \\ &= \sup_{w \in H^{1/2}(\Gamma)} \frac{\langle W\zeta_h, \eta w - \mathcal{J}_h(\eta w) \rangle - \langle \eta z, w \rangle + \mu \langle \mathcal{J}_h(\eta w), 1 \rangle}{\|w\|_{H^{1/2}(\Gamma)}} \\ &= \sup_{w \in H^{1/2}(\Gamma)} \frac{\langle W\zeta_h, \eta w - \mathcal{J}_h(\eta w) \rangle - \langle \eta(z - \mu), w \rangle - \mu \langle \eta w - \mathcal{J}_h(\eta w), 1 \rangle}{\|w\|_{H^{1/2}(\Gamma)}} \\ &\lesssim \sup_{w \in H^{1/2}(\Gamma)} \frac{\left(\|W\zeta_h\|_{L^2(\Gamma)} + |\mu| \right) \|\eta w - \mathcal{J}_h(\eta w)\|_{L^2(\Gamma)} + \|\eta(z - \mu)\|_{H^{-1/2}(\Gamma)} \|w\|_{H^{1/2}(\Gamma)}}{\|w\|_{H^{1/2}(\Gamma)}} \\ &\lesssim h^{1/2} \left(\|W\zeta_h\|_{L^2(\Gamma)} + |\mu| \right) + \|\eta(z - \mu)\|_{H^{-1/2}(\Gamma)} \\ &\stackrel{(3.68)}{\lesssim} h^{1/2} \left(\|W\zeta_h\|_{L^2(\Gamma)} + |\mu| \right). \end{aligned} \quad (3.69)$$

With the same arguments and Lemma 3.15 we may estimate

$$\|\eta W\zeta_h - \eta z\|_{H^{-1-\alpha_N}(\Gamma)} \lesssim h^{1+\alpha_N} \left(\|W\zeta_h\|_{L^2(\Gamma)} + |\mu| \right) + \|\eta(z - \mu)\|_{H^{-1-\alpha_N}(\Gamma)}. \quad (3.70)$$

Let ψ solve $W\psi = w - \bar{w}$ for $w \in H^{\alpha_N}(\Gamma)$. Then $\psi \in H^{1+\alpha_N}(\Gamma)$. Together with the mapping properties of W from Lemma 3.5, $\langle v_h, 1 \rangle = 0$, the definition of v_h , and the stability and approximation

properties of \mathcal{J}_h from Lemma 3.15, we obtain

$$\begin{aligned}
\|Wv_h\|_{H^{-1-\alpha_N}(\Gamma)} &\lesssim \|v_h\|_{H^{-\alpha_N}(\Gamma)} = \sup_{w \in H^{\alpha_N}(\Gamma)} \frac{\langle v_h, w \rangle}{\|w\|_{H^{\alpha_N}(\Gamma)}} = \sup_{w \in H^{\alpha_N}(\Gamma)} \frac{\langle v_h, w - \bar{w} \rangle}{\|w\|_{H^{\alpha_N}(\Gamma)}} \\
&\leq \sup_{\psi \in H^{1+\alpha_N}(\Gamma)} \frac{|\langle v_h, W\psi \rangle|}{\|\psi\|_{H^{1+\alpha_N}(\Gamma)}} = \sup_{\psi \in H^{1+\alpha_N}(\Gamma)} \frac{|\langle Wv_h, \psi - \mathcal{J}_h\psi \rangle + \langle Wv_h, \mathcal{J}_h\psi \rangle|}{\|\psi\|_{H^{1+\alpha_N}(\Gamma)}} \\
&= \sup_{\psi \in H^{1+\alpha_N}(\Gamma)} \frac{|\langle Wv_h, \psi - \mathcal{J}_h\psi \rangle + \langle \eta(W\zeta_h - z), \mathcal{J}_h\psi \rangle|}{\|\psi\|_{H^{1+\alpha_N}(\Gamma)}} \\
&\lesssim \sup_{\psi \in H^{1+\alpha_N}(\Gamma)} \frac{\|Wv_h\|_{H^{-1/2}(\Gamma)} \|\psi - \mathcal{J}_h\psi\|_{H^{1/2}(\Gamma)} + \|\eta(W\zeta_h - z)\|_{H^{-1-\alpha_D}(\Gamma)} \|\mathcal{J}_h\psi\|_{H^{1+\alpha_D}(\Gamma)}}{\|\psi\|_{H^{1+\alpha_N}(\Gamma)}} \\
&\stackrel{(3.69), (3.70), (3.68)}{\lesssim} h^{1+\alpha_N} \left(\|W\zeta_h\|_{L^2(\Gamma)} + |\mu| \right). \tag{3.71}
\end{aligned}$$

With the mapping properties of W from Lemma 3.5, an inverse estimate, and (3.69) we obtain for $0 \leq \varepsilon \leq \alpha_N$

$$\begin{aligned}
\|Wv_h\|_{H^\varepsilon(\Gamma)} &\lesssim \|v_h\|_{H^{1+\varepsilon}(\Gamma)} \lesssim h^{-\varepsilon-1/2} \|v_h\|_{H^{1/2}(\Gamma)} \\
&\stackrel{(3.69)}{\lesssim} h^{-\varepsilon} \left(\|W\zeta_h\|_{L^2(\Gamma)} + |\mu| \right) \\
&\lesssim h^{-\varepsilon} \left(\|\zeta_h\|_{H^1(\Gamma)} + |\mu| \right). \tag{3.72}
\end{aligned}$$

We first consider $\gamma_0^{\text{int}} u_{\text{near}}$ - the case $\gamma_0^{\text{ext}} u_{\text{near}}$ is treated analogously. By construction of u_{near} , we have

$$\begin{aligned}
\langle \partial_n u_{\text{near}}, \psi_h \rangle &= \langle -Wv_h, \psi_h \rangle = \langle -\eta W\zeta_h + \eta z, \psi_h \rangle \\
&= \langle \partial_n u, \psi_h \rangle + \mu \langle \psi_h, 1 \rangle = 0 \quad \forall \psi_h \in S^{1,1}(\mathcal{T}_h), \text{supp } \psi_h \subset B' \cap \Gamma \tag{3.73}
\end{aligned}$$

since $z \equiv \mu$, $\eta \equiv 1$ on $\text{supp } \psi_h$. Therefore, $u_{\text{near}} \in \mathcal{H}_h^N(B', 0)$.

Let $\hat{\eta}$ be another cut-off function satisfying $\hat{\eta} \equiv 1$ on $\hat{\Gamma}$ and $\text{supp } \hat{\eta} \subset B$. The multiplicative trace inequality, see, e.g., [Mel05, Thm. A.2], implies for any $\varepsilon \leq 1/2$ that

$$\begin{aligned}
|\gamma_0^{\text{int}} u_{\text{near}}|_{H^1(\hat{\Gamma})} &\lesssim \|\nabla(\hat{\eta} u_{\text{near}})\|_{L^2(B \cap \Gamma)} \lesssim \|\nabla(\hat{\eta} u_{\text{near}})\|_{L^2(\Omega)}^{2\varepsilon/(1+2\varepsilon)} \|\nabla(\hat{\eta} u_{\text{near}})\|_{H^{1/2+\varepsilon}(\Omega)}^{1/(1+2\varepsilon)} \\
&\lesssim \|\nabla(\hat{\eta} u_{\text{near}})\|_{L^2(B)}^{2\varepsilon/(1+2\varepsilon)} \|\hat{\eta} u_{\text{near}}\|_{H^{3/2+\varepsilon}(B)}^{1/(1+2\varepsilon)}. \tag{3.74}
\end{aligned}$$

Since $u_{\text{near}} \in \mathcal{H}_h^N(B', 0)$, we may use the interior regularity estimate (3.55) with $\mu = 0$ for the first term on the right-hand side of (3.74). The second factor of (3.74) can be estimated using (3.12) of Lemma 3.4. In total, we get for $\varepsilon \leq \alpha_N < 1/2$ that

$$\begin{aligned}
&\|\nabla(\hat{\eta} u_{\text{near}})\|_{L^2(B)}^{2\varepsilon/(1+2\varepsilon)} \|\hat{\eta} u_{\text{near}}\|_{H^{3/2+\varepsilon}(B)}^{1/(1+2\varepsilon)} \\
&\lesssim \left(h \|\nabla u_{\text{near}}\|_{L^2(B')} + \|u_{\text{near}}\|_{L^2(B')} \right)^{2\varepsilon/(1+2\varepsilon)} \cdot \left(\|u_{\text{near}}\|_{H^1(B')} + \|\partial_n u_{\text{near}}\|_{H^\varepsilon(\Gamma)} \right)^{1/(1+2\varepsilon)} \\
&\lesssim h^{2\varepsilon/(1+2\varepsilon)} \|u_{\text{near}}\|_{H^1(B')} + \|u_{\text{near}}\|_{L^2(B')}^{2\varepsilon/(1+2\varepsilon)} \|u_{\text{near}}\|_{H^1(B')}^{1/(1+2\varepsilon)} \\
&\quad + \|u_{\text{near}}\|_{L^2(B')}^{2\varepsilon/(1+2\varepsilon)} \|Wv_h\|_{H^\varepsilon(\Gamma)}^{1/(1+2\varepsilon)} + h^{2\varepsilon/(1+2\varepsilon)} \|\nabla u_{\text{near}}\|_{L^2(B')}^{2\varepsilon/(1+2\varepsilon)} \|Wv_h\|_{H^\varepsilon(\Gamma)}^{1/(1+2\varepsilon)} \\
&=: T_1 + T_2 + T_3 + T_4. \tag{3.75}
\end{aligned}$$

The mapping properties of \tilde{K} imply with (3.69) and (3.72)

$$T_1 = h^{2\varepsilon/(1+2\varepsilon)} \|u_{\text{near}}\|_{H^1(B')} \lesssim h^{2\varepsilon/(1+2\varepsilon)} \|v_h\|_{H^{1/2}(\Gamma)} \stackrel{(3.69)}{\lesssim} h^{2\varepsilon/(1+2\varepsilon)+1/2} \left(\|\zeta_h\|_{H^1(\Gamma)} + |\mu| \right), \quad (3.76)$$

$$T_4 = h^{2\varepsilon/(1+2\varepsilon)} \|\nabla u_{\text{near}}\|_{L^2(B')}^{2\varepsilon/(1+2\varepsilon)} \|Wv_h\|_{H^\varepsilon(\Gamma)}^{1/(1+2\varepsilon)} \stackrel{(3.72)}{\lesssim} h^{2\varepsilon/(1+2\varepsilon)} \left(\|\zeta_h\|_{H^1(\Gamma)} + |\mu| \right).$$

We apply (3.11) - u_{near} has mean zero - and since $\tilde{K}v_h$ is smooth on $\partial B_{R_\Omega}(0)$, we can estimate $\|\tilde{K}v_h\|_{H^{-\alpha_N}(\partial B_{R_\Omega}(0))} \lesssim \|v_h\|_{H^{-\alpha_N}(\Gamma)}$. Together with (3.72), (3.71), and Young's inequality this leads to

$$\begin{aligned} T_3 &= \|u_{\text{near}}\|_{L^2(B')}^{2\varepsilon/(1+2\varepsilon)} \|Wv_h\|_{H^\varepsilon(\Gamma)}^{1/(1+2\varepsilon)} \\ &\stackrel{(3.11),(3.72)}{\lesssim} h^{-\varepsilon/(1+2\varepsilon)} \left(\|Wv_h\|_{H^{-1-\alpha_N}(\Gamma)} + \|\tilde{K}v_h\|_{H^{-\alpha_N}(\partial B_{R_\Omega}(0))} \right)^{2\varepsilon/(1+2\varepsilon)} \left(\|\zeta_h\|_{H^1(\Gamma)} + |\mu| \right)^{1/(1+2\varepsilon)} \\ &\lesssim h^{-1} \left(\|Wv_h\|_{H^{-1-\alpha_N}(\Gamma)} + \|v_h\|_{H^{-\alpha_N}(\Gamma)} \right) + h^\varepsilon \left(\|\zeta_h\|_{H^1(\Gamma)} + |\mu| \right) \stackrel{(3.71)}{\lesssim} (h^{\alpha_N} + h^\varepsilon) \left(\|\zeta_h\|_{H^1(\Gamma)} + |\mu| \right). \end{aligned}$$

Similarly, we get for the second term in (3.75)

$$\begin{aligned} T_2 &= \|u_{\text{near}}\|_{L^2(B')}^{2\varepsilon/(1+2\varepsilon)} \|u_{\text{near}}\|_{H^1(B')}^{1/(1+2\varepsilon)} \\ &\stackrel{(3.11)}{\lesssim} h^{-\varepsilon/(1+2\varepsilon)} \left(\|Wv_h\|_{H^{-1-\alpha_N}(\Gamma)} + \|\tilde{K}v_h\|_{H^{-\alpha_N}(\partial B_{R_\Omega}(0))} \right)^{2\varepsilon/(1+2\varepsilon)} \\ &\quad h^{(\varepsilon+1/2)/(1+2\varepsilon)} \left(\|\zeta_h\|_{H^1(\Gamma)} + |\mu| \right)^{1/(1+2\varepsilon)} \\ &\lesssim h^{-1/2} \left(\|Wv_h\|_{H^{-1-\alpha_N}(\Gamma)} + \|v_h\|_{H^{-\alpha_N}(\Gamma)} \right) + h^{1/2+\varepsilon} \left(\|\zeta_h\|_{H^1(\Gamma)} + |\mu| \right) \\ &\lesssim \left(h^{1/2+\alpha_N} + h^{1/2+\varepsilon} \right) \left(\|\zeta_h\|_{H^1(\Gamma)} + |\mu| \right). \end{aligned}$$

Inserting everything in (3.75) and choosing $\varepsilon = \alpha_N$ gives

$$\begin{aligned} |\gamma_0^{\text{int}} u_{\text{near}}|_{H^1(\hat{\Gamma})} &\lesssim (h^{2\alpha_N/(1+2\alpha_N)+1/2} + h^{1/2+\alpha_N} + h^{\alpha_N} + h^{2\alpha_N/(1+2\alpha_N)}) \left(\|\zeta_h\|_{H^1(\Gamma)} + |\mu| \right) \\ &\lesssim h^{\alpha_N} \left(\|\zeta_h\|_{H^1(\Gamma)} + |\mu| \right). \end{aligned}$$

Applying the same argument for the exterior trace leads to an estimate for the jump of the trace

$$|[\gamma_0 u_{\text{near}}]|_{H^1(\hat{\Gamma})} \lesssim h^{\alpha_N} \left(\|\zeta_h\|_{H^1(\Gamma)} + |\mu| \right).$$

Step 3: Approximation of the far field.

We define the function $\nu \in H^{1/2}(\Gamma)$ as the solution of

$$W\nu = (1 - \eta)W\zeta_h + \eta z, \quad \langle \nu, 1 \rangle = 0.$$

Then, we have

$$\langle W(\nu - \nu_h), \psi_h \rangle = 0 \quad \forall \psi_h \in S^{1,1}(\mathcal{T}_h).$$

Let $\widehat{u}_{\text{far}} := \widetilde{K}\nu - \overline{\widetilde{K}\nu}$ where $\overline{\widetilde{K}\nu} := \frac{1}{|\Omega|} \langle \widetilde{K}\nu, 1 \rangle_{L^2(\Omega)}$ and $\widehat{\eta}$ be another cut-off function with $\widehat{\eta} \equiv 1$ on $\widehat{\Gamma}$ and $\text{supp } \widehat{\eta} \subset B$. Then, with the Galerkin projection Π , the triangle inequality and the jump conditions of \widetilde{K} imply

$$|[\gamma_0 u_{\text{far}}]|_{H^1(\widehat{\Gamma})} = |\widehat{\eta}\nu_h|_{H^1(\widehat{\Gamma})} \leq |\widehat{\eta}\nu_h - \Pi(\widehat{\eta}\nu)|_{H^1(\widehat{\Gamma})} + |\Pi(\widehat{\eta}\nu)|_{H^1(\widehat{\Gamma})}. \quad (3.77)$$

The smoothness of $\widetilde{K}\nu$ on $\partial B_{R_\Omega}(0)$ and the coercivity of W on $H^{1/2}(\Gamma)/\mathbb{R}$ lead to

$$\left\| \widetilde{K}\nu - \overline{\widetilde{K}\nu} \right\|_{H^{1/2}(\partial B_{R_\Omega}(0))} \lesssim \|\nu\|_{H^{1/2}(\Gamma)} \lesssim \|W\nu\|_{H^{-1/2}(\Gamma)}.$$

We apply Lemma 3.4 with a cut-off function $\widetilde{\eta}$ satisfying $\widetilde{\eta} \equiv 1$ on B and $\text{supp } \widetilde{\eta} \subset B'$. Then $\eta \equiv 1$ and $z \equiv \mu$ on B' imply $\widetilde{\eta}(1 - \eta) \equiv 0$ and $\widetilde{\eta}\eta z = \widetilde{\eta}\mu$. The H^1 -stability of the Galerkin projection from Lemma 3.14, a facewise trace estimate, and similar estimates as for the near field imply

$$\begin{aligned} |\Pi(\widehat{\eta}\nu)|_{H^1(\widehat{\Gamma})} &\lesssim |\widehat{\eta}\nu|_{H^1(\Gamma)} \lesssim \|\widehat{u}_{\text{far}}\|_{H^{3/2+\varepsilon}(B \setminus \Gamma)} \\ (3.12) \quad &\lesssim \|\widehat{u}_{\text{far}}\|_{H^1(B' \setminus \Gamma)} + \|\widetilde{\eta}((1 - \eta)W\zeta_h + \eta z)\|_{H^\varepsilon(\Gamma)} \\ &\lesssim \|\widehat{u}_{\text{far}}\|_{H^1(B' \setminus \Gamma)} + |\mu| \|\widetilde{\eta}\|_{H^\varepsilon(\Gamma)} \\ &\lesssim \|(1 - \eta)W\zeta_h + \eta z\|_{H^{-1/2}(\Gamma)} + \left\| \widetilde{K}\nu - \overline{\widetilde{K}\nu} \right\|_{H^{1/2}(\partial B_{R_\Omega}(0))} + |\mu| \\ &\lesssim \|(1 - \eta)W\zeta_h + \eta z\|_{H^{-1/2}(\Gamma)} + |\mu| \lesssim \|\zeta_h\|_{H^{1/2}(\Gamma)} + \|\eta(z - \mu)\|_{H^{-1/2}(\Gamma)} + |\mu| \\ (3.68) \quad &\lesssim \|\zeta_h\|_{H^{1/2}(\Gamma)} + |\mu|. \end{aligned} \quad (3.78)$$

It remains to estimate the first term on the right-hand side of (3.77). With an inverse estimate and Lemma 3.14 we get

$$\begin{aligned} |\widehat{\eta}\nu_h - \Pi(\widehat{\eta}\nu)|_{H^1(\widehat{\Gamma})} &\lesssim |\widehat{\eta}\nu_h - \Pi(\widehat{\eta}\nu_h)|_{H^1(\widehat{\Gamma})} + h^{-1/2} |\Pi(\widehat{\eta}\nu_h - \widehat{\eta}\nu)|_{H^{1/2}(\Gamma)} \\ &\lesssim h |\nu_h|_{H^1(\Gamma)} + h^{-1/2} |\Pi(\widehat{\eta}\nu_h - \widehat{\eta}\nu)|_{H^{1/2}(\Gamma)} \\ &\lesssim h^{1/2} \|\nu_h\|_{H^{1/2}(\Gamma)} + h^{-1/2} |\Pi(\widehat{\eta}\nu_h - \widehat{\eta}\nu)|_{H^{1/2}(\Gamma)}. \end{aligned} \quad (3.79)$$

We use the abbreviation $e_\nu := \nu - \nu_h$. The ellipticity of W on $H^{1/2}(\Gamma)/\mathbb{R}$ and the definition of the Galerkin projection Π imply

$$\begin{aligned} \|\Pi(\widehat{\eta}e_\nu)\|_{H^{1/2}(\Gamma)}^2 &\lesssim \langle W(\Pi(\widehat{\eta}e_\nu)), \Pi(\widehat{\eta}e_\nu) \rangle + |\langle \Pi(\widehat{\eta}e_\nu), 1 \rangle|^2 \\ &= \langle W(\Pi(\widehat{\eta}e_\nu) - \widehat{\eta}e_\nu), \Pi(\widehat{\eta}e_\nu) \rangle + \langle W(\widehat{\eta}e_\nu), \Pi(\widehat{\eta}e_\nu) \rangle + |\langle \Pi(\widehat{\eta}e_\nu), 1 \rangle|^2 \\ &= \langle W(\widehat{\eta}e_\nu), \Pi(\widehat{\eta}e_\nu) \rangle + \langle \widehat{\eta}e_\nu, 1 \rangle \langle \Pi(\widehat{\eta}e_\nu), 1 \rangle \\ &\lesssim |\langle W(\widehat{\eta}e_\nu), \Pi(\widehat{\eta}e_\nu) \rangle| + \|\widehat{\eta}e_\nu\|_{H^{-1/2}(\Gamma)} \|\Pi(\widehat{\eta}e_\nu)\|_{H^{1/2}(\Gamma)}. \end{aligned}$$

With the commutator $\mathcal{C}_{\widehat{\eta}}$ we get

$$\langle W(\widehat{\eta}e_\nu), \Pi(\widehat{\eta}e_\nu) \rangle = \langle \widehat{\eta}W(e_\nu) + \mathcal{C}_{\widehat{\eta}}e_\nu, \Pi(\widehat{\eta}e_\nu) \rangle.$$

The definition of the Galerkin projection and the super-approximation properties of the Scott-Zhang projection \mathcal{J}_h lead to

$$\begin{aligned} \langle W(e_\nu), \widehat{\eta}\Pi(\widehat{\eta}e_\nu) \rangle &= \langle W(e_\nu), \widehat{\eta}\Pi(\widehat{\eta}e_\nu) - \mathcal{J}_h(\widehat{\eta}\Pi(\widehat{\eta}e_\nu)) \rangle \\ &\lesssim \|W(e_\nu)\|_{H^{-1/2}(\Gamma)} \|\widehat{\eta}\Pi(\widehat{\eta}e_\nu) - \mathcal{J}_h(\widehat{\eta}\Pi(\widehat{\eta}e_\nu))\|_{H^{1/2}(\Gamma)} \\ &\lesssim h \|\nu - \nu_h\|_{H^{1/2}(\Gamma)} \|\Pi(\widehat{\eta}e_\nu)\|_{H^{1/2}(\Gamma)}. \end{aligned}$$

For the term involving $\mathcal{C}_{\widehat{\eta}}$, we get

$$\begin{aligned} |\langle \mathcal{C}_{\widehat{\eta}}(e_\nu), \Pi(\widehat{\eta}e_\nu) \rangle| &\lesssim \|\mathcal{C}_{\widehat{\eta}}(\nu - \nu_h)\|_{H^{-\alpha_N}(\Gamma)} \|\Pi(\widehat{\eta}e_\nu)\|_{H^{1/2}(\Gamma)} \\ &\lesssim \|\nu - \nu_h\|_{H^{-\alpha_N}(\Gamma)} \|\Pi(\widehat{\eta}e_\nu)\|_{H^{1/2}(\Gamma)}. \end{aligned}$$

A duality argument implies $\|e_\nu\|_{H^{-\alpha_N}(\Gamma)} \lesssim h^{1/2+\alpha_N} \|\nu\|_{H^{1/2}(\Gamma)}$, for details we refer to the proof of Corollary 2.7. Inserting everything in (3.79) leads to

$$\begin{aligned} |\widehat{\eta}\nu_h - \Pi(\widehat{\eta}\nu)|_{H^1(\widehat{\Gamma})} &\lesssim h^{1/2} \|\nu_h\|_{H^{1/2}(\Gamma)} + h^{1/2} \|\nu - \nu_h\|_{H^{1/2}(\Gamma)} + h^{\alpha_N} \|\nu\|_{H^{1/2}(\Gamma)} \\ &\lesssim h^{\alpha_N} \|(1-\eta)W\zeta_h + \eta z\|_{H^{-1/2}(\Gamma)} \lesssim h^{\alpha_N} \left(\|\zeta_h\|_{H^{1/2}(\Gamma)} + |\mu| \right). \end{aligned}$$

Finally, this implies with (3.77) and (3.78) that

$$|[\gamma_0 u_{\text{far}}]_{H^1(\widehat{\Gamma})}| \lesssim (1 + h^{\alpha_N}) \left(\|\zeta_h\|_{H^{1/2}(\Gamma)} + |\mu| \right),$$

which proves the lemma. \square

Lemma 3.17 *Let φ, φ_h be solutions of (2.8), (2.9) and let $\Gamma_0, \widehat{\Gamma}$ be subsets of Γ with $\Gamma_0 \subset \widehat{\Gamma} \subsetneq \Gamma$ and $R := \text{dist}(\Gamma_0, \partial\widehat{\Gamma}) > 0$. Let h be sufficiently small such that at least $\frac{h}{R} \leq \frac{1}{12}$ and $\eta \in C_0^\infty(\mathbb{R}^d)$ be an arbitrary cut-off function with $\eta \equiv 1$ on Γ_0 , $\text{supp } \eta \cap \Gamma \subset \widehat{\Gamma}$. Then, we have*

$$\begin{aligned} \|\varphi - \varphi_h\|_{H^1(\Gamma_0)} &\leq C \left(\inf_{\chi_h \in S^{1,1}(\mathcal{T}_h)} \|\varphi - \chi_h\|_{H^1(\widehat{\Gamma})} + h^{\alpha_N} \|\varphi - \varphi_h\|_{H^1(\widehat{\Gamma})} + \right. \\ &\quad \left. + \|\eta(\varphi - \varphi_h)\|_{H^{1/2}(\Gamma)} + \|\varphi - \varphi_h\|_{H^{-\alpha_N}(\Gamma)} \right) \end{aligned}$$

with a constant $C > 0$ depending only on $\Gamma, \Gamma_0, \widehat{\Gamma}, d, R$, and the γ -shape regularity of \mathcal{T}_h .

Proof: We define $e := \varphi - \varphi_h$, subsets $\Gamma_0 \subset \Gamma_1 \subset \Gamma_2 \subset \Gamma_3 \subset \Gamma_4 \subset \widehat{\Gamma}$, and volume boxes $B_0 \subset B_1 \subset B_2 \subset B_3 \subset B_4 \subset \mathbb{R}^d$, where $B_i \cap \Gamma = \Gamma_i$. Throughout the proof, we use multiple cut-off functions $\eta_i \in C_0^\infty(\mathbb{R}^d)$, $i = 1, \dots, 4$. These smooth functions η_i should satisfy $\eta_i \equiv 1$ on Γ_{i-1} , $\text{supp } \eta_i \subset B_i$ and $\|\nabla \eta_i\|_{L^\infty(B_i)} \lesssim \frac{1}{R}$.

We want to use Lemma 3.16. Since $[\gamma_0 \widetilde{K}\zeta_h] = \zeta_h \in S^{1,1}(\mathcal{T}_h)$ for any discrete function $\zeta_h \in S^{1,1}(\mathcal{T}_h)$, we need to construct a discrete function satisfying the orthogonality (3.55). Using the Galerkin orthogonality with test functions with support $\text{supp } \psi_h \subset \Gamma_2$ and noting that $\eta_3 \equiv 1$ on $\text{supp } \psi_h$, we obtain with the commutator \mathcal{C}_{η_3} defined in (3.14), the abbreviation $\overline{\eta_3 \mathcal{C}_{\eta_3} e} = \frac{1}{|\Gamma|} \langle \eta_3 \mathcal{C}_{\eta_3} e, 1 \rangle$, and the Galerkin projection Π from (3.58)

$$\begin{aligned} 0 &= \langle W e, \eta_3 \psi_h \rangle + \langle e, 1 \rangle \langle \psi_h, 1 \rangle = \langle \eta_3 W e, \psi_h \rangle + \langle e, 1 \rangle \langle \psi_h, 1 \rangle \\ &= \langle W(\eta_3 e) - \mathcal{C}_{\eta_3} e, \psi_h \rangle + \langle e, 1 \rangle \langle \psi_h, 1 \rangle \\ &= \langle W(\eta_3 e) - (\eta_3 \mathcal{C}_{\eta_3} e - \overline{\eta_3 \mathcal{C}_{\eta_3} e}), \psi_h \rangle - \langle \overline{\eta_3 \mathcal{C}_{\eta_3} e}, \psi_h \rangle + \langle e, 1 \rangle \langle \psi_h, 1 \rangle \\ &= \langle W(\eta_3 e - W^{-1}(\eta_3 \mathcal{C}_{\eta_3} e - \overline{\eta_3 \mathcal{C}_{\eta_3} e})), \psi_h \rangle - \frac{1}{|\Gamma|} \langle \eta_3 \mathcal{C}_{\eta_3} e, 1 \rangle \langle \psi_h, 1 \rangle + \langle e, 1 \rangle \langle \psi_h, 1 \rangle \\ &= \langle W(\Pi(\eta_3 e) - \Pi(W^{-1}(\eta_3 \mathcal{C}_{\eta_3} e - \overline{\eta_3 \mathcal{C}_{\eta_3} e}))), \psi_h \rangle - \frac{1}{|\Gamma|} \langle \eta_3 \mathcal{C}_{\eta_3} e, 1 \rangle \langle \psi_h, 1 \rangle + \langle e, 1 \rangle \langle \psi_h, 1 \rangle \\ &\quad - \langle \eta_3 e - \Pi(\eta_3 e), 1 \rangle \langle \psi_h, 1 \rangle. \end{aligned} \tag{3.80}$$

Here and below, we understand the inverse W^{-1} as the inverse of the bijective operator $W : H_*^{1/2}(\Gamma) := \{v \in H^{1/2}(\Gamma) : \langle v, 1 \rangle = 0\} \rightarrow H_*^{-1/2}(\Gamma) := \{v \in H^{-1/2}(\Gamma) : \langle v, 1 \rangle = 0\}$. Since W^{-1} maps into $H_*^{1/2}(\Gamma)$ no additional terms in the orthogonality (3.80) appear. Thus, defining

$$\zeta_h := \Pi(\eta_3 e) - \xi_h \quad \text{with } \xi_h := \Pi(W^{-1}(\eta_3 \mathcal{C}_{\eta_3} e - \overline{\eta_3 \mathcal{C}_{\eta_3} e})),$$

we get on a volume box $B_2 \subset \mathbb{R}^d$ a discrete harmonic function

$$u := \tilde{K} \zeta_h \in \mathcal{H}_h^{\mathcal{N}}(B_2, \mu),$$

where $\mu = \langle e, 1 \rangle - \frac{1}{|\Gamma|} \langle \eta_3 \mathcal{C}_{\eta_3} e, 1 \rangle - \langle \eta_3 e - \Pi(\eta_3 e), 1 \rangle$.

With the Galerkin projection Π from (3.58) and $\eta_3 \equiv 1$ on $\text{supp } \eta_1$, we write

$$\|e\|_{H^1(\Gamma_0)} \lesssim \|\eta_1 e\|_{H^1(\Gamma)} \lesssim \|\eta_1(\eta_3 e - \Pi(\eta_3 e))\|_{H^1(\Gamma)} + \|\eta_1 \zeta_h\|_{H^1(\Gamma)} + \|\eta_1 \xi_h\|_{H^1(\Gamma)}. \quad (3.81)$$

Lemma 3.14 leads to

$$\|\eta_3 e - \Pi(\eta_3 e)\|_{H^1(\Gamma)} \lesssim h \|\eta_4 \varphi_h\|_{H^1(\Gamma)} + \|\eta_4 \varphi\|_{H^1(\Gamma)} \lesssim h \|\eta_4 e\|_{H^1(\Gamma)} + (h+1) \|\eta_4 \varphi\|_{H^1(\Gamma)} \quad (3.82)$$

Using the H^1 -stability of the Galerkin projection Π , the mapping properties of W^{-1} and \mathcal{C}_{η_3} as well as Lemma 3.6, the correction ξ_h can be estimated by

$$\begin{aligned} \|\Pi(W^{-1}(\eta_3 \mathcal{C}_{\eta_3} e - \overline{\eta_3 \mathcal{C}_{\eta_3} e}))\|_{H^1(\Gamma)} &\lesssim \|W^{-1}(\eta_3 \mathcal{C}_{\eta_3} e - \overline{\eta_3 \mathcal{C}_{\eta_3} e})\|_{H^1(\Gamma)} \\ &\lesssim \|\eta_3 \mathcal{C}_{\eta_3} e - \overline{\eta_3 \mathcal{C}_{\eta_3} e}\|_{L^2(\Gamma)} \lesssim \|\eta_3 \mathcal{C}_{\eta_3} e\|_{L^2(\Gamma)} \\ &\lesssim \|\mathcal{C}_{\eta_3}(\eta_3 e)\|_{L^2(\Gamma)} + \|\mathcal{C}_{\eta_3}^{\eta_3} e\|_{L^2(\Gamma)} \\ &\lesssim \|\eta_3 e\|_{L^2(\Gamma)} + \|e\|_{H^{-\alpha_N}(\Gamma)}. \end{aligned} \quad (3.83)$$

For the second term on the right-hand side of (3.81) we have $\|\eta_1 \zeta_h\|_{H^1(\Gamma)} \lesssim \|\eta_1 \nabla \zeta_h\|_{L^2(\Gamma)} + \|\zeta_h\|_{L^2(\Gamma)}$. We apply Lemma 3.16 to $u = \tilde{K} \zeta_h \in \mathcal{H}_h^{\mathcal{N}}(B_2, \mu)$ and obtain

$$\begin{aligned} \|\eta_1 \nabla \zeta_h\|_{L^2(\Gamma)} &\lesssim |\zeta_h|_{H^1(\Gamma_1)} = |[\gamma_0 u]|_{H^1(\Gamma_1)} \\ &\lesssim h^{\alpha_N} |\zeta_h|_{H^1(\Gamma)} + \|\zeta_h\|_{H^{1/2}(\Gamma)} + |\mu|. \end{aligned} \quad (3.84)$$

The H^1 -stability of the Galerkin-projection from Lemma 3.14 and (3.83) lead to

$$\|\zeta_h\|_{H^1(\Gamma)} \lesssim \|\eta_3 e\|_{H^1(\Gamma)} + \|e\|_{H^{-\alpha_N}(\Gamma)} \quad (3.85)$$

as well as

$$\|\zeta_h\|_{H^{1/2}(\Gamma)} \lesssim \|\eta_3 e\|_{H^{1/2}(\Gamma)} + \|e\|_{H^{-\alpha_N}(\Gamma)}. \quad (3.86)$$

With the estimate $|\langle e, 1 \rangle| \lesssim \|e\|_{H^{-\alpha_N}(\Gamma)}$ and previous arguments (using (3.83), Lemma 3.14, and Lemma 3.6), we may estimate

$$|\mu| \lesssim \|e\|_{H^{-\alpha_N}(\Gamma)} + \|\eta_3 e\|_{H^{1/2}(\Gamma)} + \|\eta_3 e\|_{L^2(\Gamma)}. \quad (3.87)$$

Inserting (3.85)–(3.87) in (3.84), we arrive at

$$\begin{aligned} \|\eta_1 \zeta_h\|_{H^1(\Gamma)} \lesssim \|\eta_1 \nabla \zeta_h\|_{L^2(\Gamma)} + \|\zeta_h\|_{L^2(\Gamma)} &\lesssim h^{\alpha_N} \left(\|\eta_3 e\|_{H^1(\Gamma)} + \|e\|_{H^{-\alpha_N}(\Gamma)} \right) \\ &\quad + \|\eta_3 e\|_{H^{1/2}(\Gamma)} + \|e\|_{H^{-\alpha_N}(\Gamma)} \\ &\lesssim h^{\alpha_N} |e|_{H^1(\hat{\Gamma})} + \|\eta_4 e\|_{H^{1/2}(\Gamma)} + \|e\|_{H^{-\alpha_N}(\Gamma)}. \end{aligned} \quad (3.88)$$

Combining (3.82), (3.83), and (3.88) in (3.81), we finally obtain

$$\begin{aligned} \|e\|_{H^1(\Gamma_0)} &\lesssim h \|\eta_4 e\|_{H^1(\Gamma)} + \|\eta_4 \varphi\|_{H^1(\Gamma)} + h^{\alpha_N} |e|_{H^1(\hat{\Gamma})} + \|\eta_4 e\|_{H^{1/2}(\Gamma)} + \|e\|_{H^{-\alpha_N}(\Gamma)} \\ &\lesssim \|\varphi\|_{H^1(\hat{\Gamma})} + h^{\alpha_N} |e|_{H^1(\hat{\Gamma})} + \|\eta_4 e\|_{H^{1/2}(\Gamma)} + \|e\|_{H^{-\alpha_N}(\Gamma)}. \end{aligned}$$

Since we only used the Galerkin orthogonality as a property of the error e , we may write $\varphi - \varphi_h = (\varphi - \chi_h) + (\chi_h - \varphi_h)$ for arbitrary $\chi_h \in S^{1,1}(\mathcal{T}_h)$ with $\text{supp } \chi_h \subset \hat{\Gamma}$ and we have proven the claimed inequality. \square

Proof of Theorem 2.6: Starting from Lemma 3.17, it remains to estimate the terms and $h^{\alpha_N} |\varphi - \varphi_h|_{H^1(\hat{\Gamma})}$ and $\|\eta(\varphi - \varphi_h)\|_{H^{1/2}(\hat{\Gamma})}$.

The terms are treated as in the proof of Theorem 2.2. Rather than using the operator $I_h \circ J_{ch}$ we may use the Scott-Zhang projection. \square

Proof of Corollary 2.7: The assumption $\varphi \in H^{1/2+\alpha}(\Gamma) \cap H^{1+\beta}(\tilde{\Gamma})$ leads to

$$\begin{aligned} \inf_{\chi_h \in S^{1,1}(\mathcal{T}_h)} \|\varphi - \chi_h\|_{H^1(\hat{\Gamma})} &\lesssim h^\beta \|\varphi\|_{H^{1+\beta}(\tilde{\Gamma})} \\ \|e\|_{H^{1/2}(\Gamma)} &\lesssim h^\alpha \|\varphi\|_{H^{1/2+\alpha}(\Gamma)}, \end{aligned}$$

where the second estimate is the standard global error estimate for the Galerkin BEM applied to the hyper-singular integral equation, see [SS11].

For the remaining term, we use a duality argument. Let ψ solve $W\psi = w - \bar{w} \in H^{\alpha_N}(\Gamma)$, $\langle \psi, 1 \rangle = 0$, where $\bar{w} = \frac{1}{|\Gamma|} \langle w, 1 \rangle$. Then $\psi \in H^{1+\alpha_N}(\Gamma)$, and since $\langle e, 1 \rangle = 0$, we get with the Scott-Zhang projection \mathcal{J}_h and Lemma 3.15

$$\begin{aligned} \|e\|_{H^{-\alpha_N}(\Gamma)} &= \sup_{w \in H^{\alpha_N}(\Gamma)} \frac{\langle e, w \rangle}{\|w\|_{H^{\alpha_N}(\Gamma)}} = \sup_{w \in H^{\alpha_N}(\Gamma)} \frac{\langle e, w - \bar{w} \rangle}{\|w\|_{H^{\alpha_N}(\Gamma)}} \lesssim \sup_{\psi \in H^{1+\alpha_N}(\Gamma)} \frac{|\langle e, W\psi \rangle|}{\|\psi\|_{H^{1+\alpha_N}(\Gamma)}} \\ &= \sup_{\psi \in H^{1+\alpha_N}(\Gamma)} \frac{|\langle We, \psi - \mathcal{J}_h \psi \rangle|}{\|\psi\|_{H^{1+\alpha_N}(\Gamma)}} \\ &\lesssim \sup_{\psi \in H^{1+\alpha_N}(\Gamma)} \frac{\|We\|_{H^{-1/2}(\Gamma)} \|\psi - \mathcal{J}_h \psi\|_{H^{1/2}(\Gamma)}}{\|\psi\|_{H^{1+\alpha_N}(\Gamma)}} \lesssim h^{1/2+\alpha_N} \|e\|_{H^{1/2}(\Gamma)} \\ &\lesssim h^{1/2+\alpha+\alpha_N} \|\varphi\|_{H^{1/2+\alpha}(\Gamma)}. \end{aligned}$$

Therefore, the term of slowest convergence has an order of $\mathcal{O}(h^{\min\{1/2+\alpha+\alpha_N, \beta\}})$, which proves the Corollary. \square

4 Numerical Examples

In this section we provide some numerical examples to underline the theoretical results of Section 2.

We only consider Symm's integral equation on quasi-uniform meshes. Provided the right-hand side and the geometry are smooth enough, it is well-known, that the lowest order boundary element method in two dimensions converges in the energy norm with the rate $N^{-3/2}$, where N denotes the degrees of freedom. In our examples we will consider problems, where the rate of convergence with uniform refinement is reduced due to singularities.

In order to compute the error between the exact solution and the Galerkin approximation, we prescribe the solution $u(r, \theta) = r^\alpha \cos(\alpha\theta)$ of Poisson's equation in polar coordinates. Then, the normal derivative $\phi = \partial_n u$ of u is the solution of

$$V\phi = (K + 1/2)\gamma_0 u.$$

The regularity of ϕ is determined by the choice of α . In fact, we have $\phi \in H^{-1/2+\alpha-\varepsilon}(\Gamma)$, $\varepsilon > 0$, and locally $\phi \in H^1(\tilde{\Gamma})$ for all subsets $\tilde{\Gamma} \subset \Gamma$ that are a positive distance away from the singularity at the origin.

The lowest order Galerkin approximation to ϕ is computed using the MATLAB-library HILBERT ([AEF⁺14]), where the errors in the L^2 -norm are computed using two point Gauß-quadrature. The error in the local $H^{-1/2}$ -norm is computed with $\|\chi e\|_{H^{-1/2}(\Gamma)}^2 \sim \langle V(\chi e), \chi e \rangle$, where χ is the characteristic function for a union of elements $\Gamma_0 \subset \Gamma$.

4.1 Example 1: L-shaped domain

We start with examples in two dimensions on a rotated L-shaped domain visualized in Figure 1.

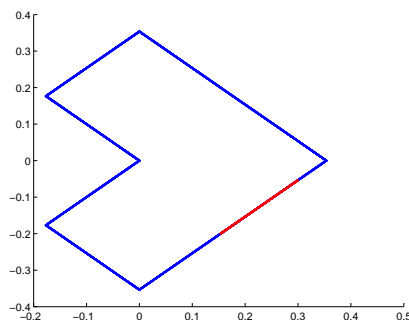


Figure 1: L-shaped domain, local error computed on red part.

On the L-shaped domain, the dual problem permits solutions of regularity $H^{1/6-\varepsilon}(\Gamma)$ for arbitrary $\varepsilon > 0$, so we have $\alpha_D = \frac{1}{6} - \varepsilon$.

Figure 2 shows the global convergence rate in the energy norm (blue) as well as the local convergence rates on the red part of the boundary (Γ_0 , union of elements) in the L^2 -norm (red) as well as the $H^{-1/2}$ -norm (brown). The black dotted lines mark the reference curves of order $N^{-\beta}$ for various $\beta > 0$.

In the left plot of Figure 2 we chose $\alpha = \frac{1}{3}$, which leads to $\alpha + \alpha_D = \frac{1}{2} - \varepsilon$ and, indeed, we observe convergence in the local L^2 -norm of almost order 1, which coincides with the theoretical rate obtained in Corollary 2.3. The error in the local $H^{-1/2}$ -norm is smaller than the error in the L^2 -norm, but does converge with the same rate, i.e., an improvement of Theorem 2.2 in the energy norm is not possible. The right plot in Figure 2 shows the same quantities for the choice $\alpha = \frac{1}{8}$. Obviously, in this case the rates of convergence are lower, and the local L^2 -error does not converge with the best possible rate of one, but rather with the expected rate of $N^{-19/24} = N^{-1/2-\alpha-\alpha_D}$, as predicted by Corollary 2.3.

4.2 Example 2: Z-shaped domain

For our second example, we change the geometry to a rotated Z-shaped domain visualized in Figure 3. Here, the dual problem permits solutions of regularity $H^{\alpha_D}(\Gamma)$ with $\alpha_D = \frac{1}{14} - \varepsilon$.

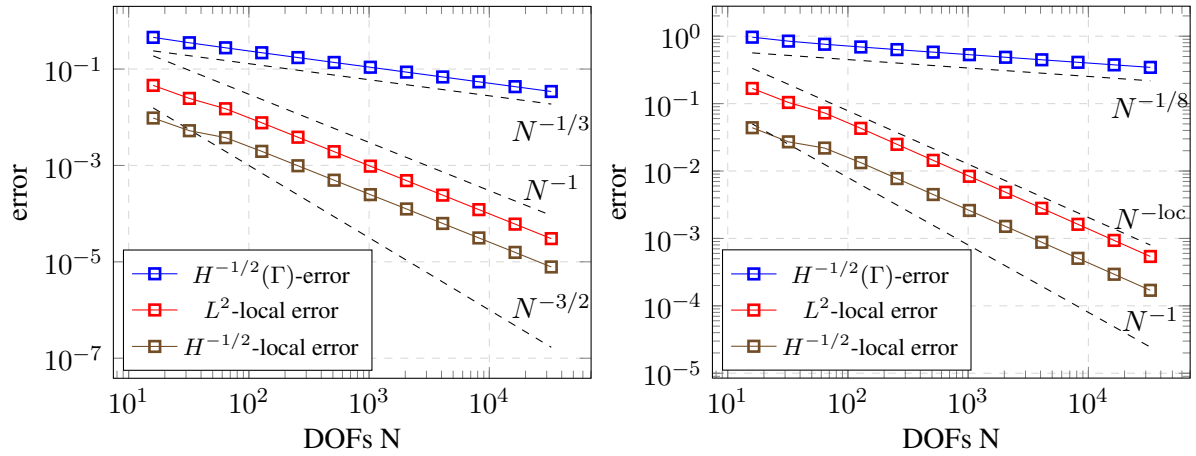


Figure 2: Local and global convergence of Galerkin-BEM for Symm's equation, L-shaped domain, $\alpha = \frac{1}{3}$ (left), $\alpha = \frac{1}{8}$, $\text{loc} = \frac{19}{24}$ (right).

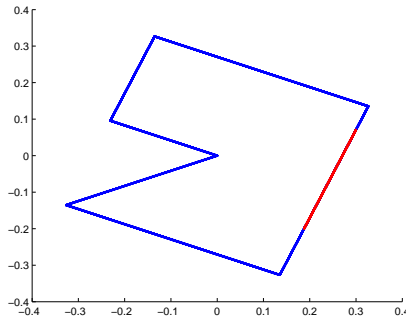


Figure 3: Z-shaped domain, local error computed on red part.

We again observe the expected rate of $N^{-\alpha}$ for the global error in the energy norm in Figure 4. However, in contrast to the previous example on the L-shaped domain, we do not obtain a rate of one for the local error in the L^2 -norm for the case $\alpha = \frac{1}{3}$, but rather a rate of $N^{-19/21}$, since $\frac{1}{2} + \alpha_D + \alpha = \frac{19}{21} - \varepsilon$. For the choice $\alpha = \frac{1}{8}$, we observe a rate of $\mathcal{O}(N^{-1/2-1/14-1/8}) = \mathcal{O}(N^{-39/56})$, which once more matches the theoretical rate of $N^{-1/2-\alpha-\alpha_D}$.

References

- [AEF⁺14] M. Aurada, M. Ebner, M. Feischl, S. Ferraz-Leite, T. Führer, P. Goldenits, M. Karkulik, M. Mayr, and D. Praetorius, *HILBERT—a MATLAB implementation of adaptive 2D-BEM*, Numer. Algorithms **67** (2014), no. 1, 1–32.
- [AFF⁺15] M. Aurada, M. Feischl, T. Führer, M. Karkulik, and D. Praetorius, *Energy norm based error estimators for adaptive BEM for hypersingular integral equations*, Appl. Numer. Math. **95** (2015), 15–35. MR 3349683
- [BS78] J. Bramble and R. Scott, *Simultaneous approximation in scales of Banach spaces*, Math. Comp. **32** (1978), 947–954.

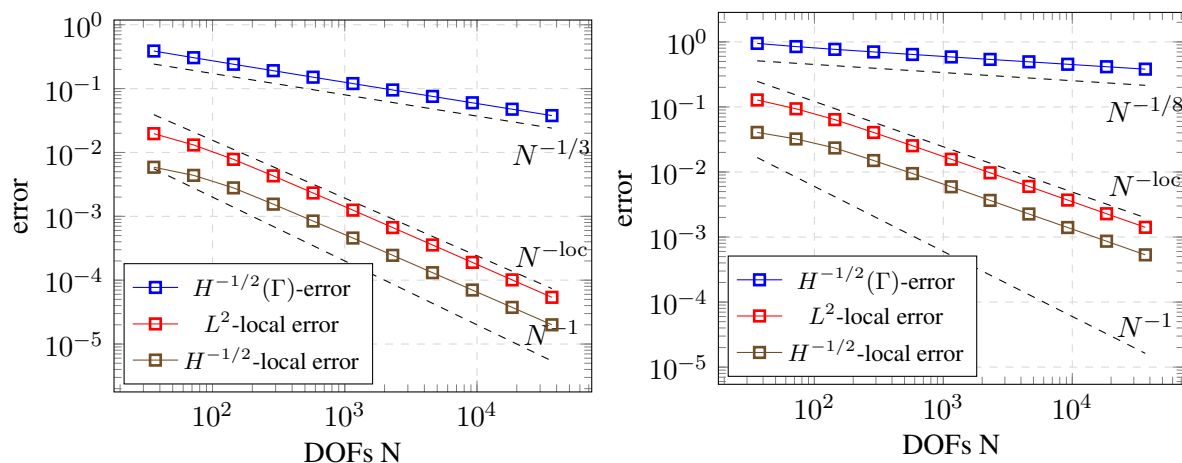


Figure 4: Local and global convergence of Galerkin-BEM for Symm's equation, Z-shaped domain, $\alpha = \frac{1}{3}$, $\text{loc} = \frac{19}{21}$ (left), $\alpha = \frac{1}{8}$, $\text{loc} = \frac{39}{56}$ (right).

- [BS02] S. C. Brenner and L. R. Scott, *The mathematical theory of finite element methods*, Texts in Applied Mathematics, vol. 15, Springer-Verlag, New York, 2002.
- [Dau88] M. Dauge, *Elliptic boundary value problems on corner domains*, Lecture Notes in Mathematics, vol. 1341, Springer-Verlag, Berlin, 1988, Smoothness and asymptotics of solutions.
- [DFG⁺01] W. Dahmen, B. Faermann, I. G. Graham, W. Hackbusch, and S. A. Sauter, *Inverse inequalities on non-quasiuniform meshes and application to the mortar element method*, *Math. Comp.* **73** (2001), 1107–1138.
- [DGS11] A. Demlow, J. Guzmán, and A. H. Schatz, *Local energy estimates for the finite element method on sharply varying grids*, *Math. Comp.* **80** (2011), no. 273, 1–9.
- [FMP15] M. Faustmann, J. M. Melenk, and D. Praetorius, *Existence of \mathcal{H} -matrix approximants to the inverse of BEM matrices: the hyper-singular operator*, ASC Report 08/2015, Institute for Analysis and Scientific Computing, Vienna University of Technology, Wien (2015).
- [FMP16] ———, *Existence of \mathcal{H} -matrix approximants to the inverse of BEM matrices: the simple-layer operator*, *Math. Comp.* **85** (2016), 119–152.
- [GHS05] I. G. Graham, W. Hackbusch, and S. A. Sauter, *Finite elements on degenerate meshes: inverse-type inequalities and applications*, *IMA J. Numer. Anal.* **25** (2005), no. 2, 379–407.
- [McL00] W. McLean, *Strongly elliptic systems and boundary integral equations*, Cambridge University Press, 2000.
- [Mel05] J. M. Melenk, *On approximation in meshless methods*, *Frontiers of numerical analysis*, Universitext, Springer, Berlin, 2005, pp. 65–141.
- [NS74] J. A. Nitsche and A. H. Schatz, *Interior estimates for Ritz-Galerkin methods*, *Math. Comp.* **28** (1974), 937–958.
- [RW85] R. Rannacher and W. L. Wendland, *On the order of pointwise convergence of some boundary element methods. I. Operators of negative and zero order*, *RAIRO Modél. Math. Anal. Numér.* **19** (1985), no. 1, 65–87.

- [RW88] ———, *Pointwise convergence of some boundary element methods. II*, RAIRO Modél. Math. Anal. Numér. **22** (1988), no. 2, 343–362.
- [Sar87] J. Saranen, *Local error estimates for some Petrov-Galerkin methods applied to strongly elliptic equations on curves*, Math. Comp. **48** (1987), no. 178, 485–502.
- [SS11] S. A. Sauter and Ch. Schwab, *Boundary element methods*, Springer Series in Computational Mathematics, vol. 39, Springer-Verlag, Berlin, 2011.
- [ST96] E. P. Stephan and T. Tran, *Localization and post processing for the Galerkin boundary element method applied to three-dimensional screen problems*, J. Integral Equations Appl. **8** (1996), no. 4, 457–481.
- [Ste70] E. M. Stein, *Singular integrals and differentiability properties of functions*, Princeton University Press, 1970.
- [Ste08] O. Steinbach, *Numerical approximation methods for elliptic boundary value problems*, Springer, New York, 2008.
- [SZ90] L. R. Scott and S. Zhang, *Finite element interpolation of nonsmooth functions satisfying boundary conditions*, Math. Comp. **54** (1990), no. 190, 483–493.
- [Tra95] T. Tran, *The K -operator and the Galerkin method for strongly elliptic equations on smooth curves: local estimates*, Math. Comp. **64** (1995), no. 210, 501–513.
- [Ver84] G. Verchota, *Layer potentials and regularity for the Dirichlet problem for Laplace's equation in Lipschitz domains*, J. Funct. Anal. **59** (1984), no. 3, 572–611.
- [Wah91] L. Wahlbin, *Local behavior in finite element methods*, Handbook of numerical analysis. Volume II: Finite element methods (Part 1) (P.G. Ciarlet and J.L. Lions, eds.), North Holland, 1991, pp. 353–522.