

Synergy from reproductive division of labor and genetic complexity drive the evolution of sex

Klaus Jaffe

Universidad Simón Bolívar, Caracas

kjaffe@usb.ve

Key words: recombination, anisogamy, diploid, assortment, evolution, sex, synergy

Abstract

Computer experiments that mirror the evolutionary dynamics of sexual and asexual organisms as they occur in nature, tested features proposed to explain the evolution of sexual recombination. Results show that this evolution is better described as a network of interactions between possible sexual forms, including diploidy, thelytoky, facultative sex, assortment, bisexuality, and division of labor between the sexes, rather than a simple transition from parthenogenesis to sexual recombination. Diploidy showed to be fundamental for the evolution of sex; bisexual reproduction emerged only among anisogamic diploids with a synergistic division of reproductive labor; and facultative sex was more likely to evolve among haploids practicing assortative mating. Looking at the evolution of sex as a complex system through individual based simulations explains better the diversity of sexual strategies known to exist in nature, compared to classical analytical models.

Introduction

The adaptive value of sex is still a mystery. Analytical theoretical biology has tackled with this issue for a long time (Maynard-Smith 1978, 1988), but our understanding of the evolution of sexual recombination is still very partial and incomplete. Several important concepts seem to have been broadly accepted. The Red Queen hypothesis or constant adaptation to survive against ever-evolving opposing organisms (Van Valen 1973), has been popular but is not sufficient to explain the ubiquity of sex (Ochoa & Jaffe 1999). The most important hypothesis is that sex uncouples beneficial and deleterious mutations, allowing selection to proceed more effectively with sex than without it (MacDonald et al 2016). A new revision of empirical evidence on sex handling deleterious mutations successfully, corroborates this view (Sharp & Otto 2016). However, several complex issues remain to be resolved (Whitlock et al 2016). For example, demonstrations for the evolutionary emergence of facultative sex do not explain evolution of obligatory bisexuality (Jaffe 2000, Paley et al 2007). We still do not understand the difference in the evolution of haploids (the most common assumption in the literature) versus that of diploids (the most common form found in nature) on this evolutionary dynamic.

The simpler an explanation, the better. Sometimes however, excess simplicity eliminates the elements needed to understand a phenomenon. It is like trying to explain differential equations using sequences of three numbers. Analytical tools that proved successful for analyzing problems with one, two or three variables are not appropriate for the study of complexity (Weaver 1948). Sex is a complex adaptive strategy that allows evolution to navigate rough fitness landscapes by optimize recombination to produce offspring with increased fitness. Computer experiments and Agent Based Modeling (ABM) have been successful in allowing new insights into these problems by showing, for example:

- That selection in the presence of sex favors the maintenance of synergistic interaction between genes in a highly robust manner (Livnata et al 2008).
- The existence of multi-level sexual selection, both above the individual level (Moorad 2013) and below the individual level such as in gamete selection (Jaffe 2004).
- The importance of assortative mating (Jaffe 2000) in maintaining the working of epistatic genes (where the effect of one gene depends on the presence of one or more 'modifier genes'). Assortation, as an element of inclusive fitness, is more general than kin-selection and includes kin selection (Jaffe 2016). Assortation allows sex to select synergistic combinations of alleles, increasing the “Error Thresholds” or critical mutation rate beyond which structures obtained by an evolutionary process are destroyed more frequently than selection can reproduce them (Ochoa & Jaffe 2006). This phenomenon has also be called homophily, assortation, narcissism and “similarity selection” and has important effects on the evolution of sex (Agrawal 2006).
- The importance of synergy (i.e. large nonlinear increase of benefits of cooperation) in understanding biological and economic processes (Jaffe 2016)

Here I analyze the emergence and evolution of sex with computational experiments that work analogous to a supercollider of ideas (Watts 2014), where different hypothesis for the evolution of sex are tested against each other.

Methods

For simulations, I used Biodynamica, a robust metaphor for biological evolution, An older version of this program mirrored successfully the different optimal strategy of biocide application to retard the emergence of resistance to them in asexual viruses and sexual insects (Jaffe et al. 1997). The model creates populations of agents or virtual organisms, each one possessing a genome with different genes. Each gene had an allele coding for a specific behavior or other phenotypic characteristic (Table 1). A gene coding for the type of sexual strategy the agent used (gene 1 in Table 1) could be occupied by one of five different alleles coding for either: asexual reproduction by cloning or meiosis; monosexuals reproducing parthenogenetically engaging in thelytoky or apomix; bisexuals as among most living organisms including gametogenesis and mitotic recombination; haplo-diploids where females were diploid and males haploid as in the Hymenoptera; and “hermaphrodites” practicing

facultative sex so that they are monosexuals if no appropriate male for bisexual mating is encountered but may engage in sex with another hermaphrodite. Gene 2 coded for ploidy (number of sets of chromosomes the genome), with alleles for either haploidy or diploidy. Sexual diploids reproduced by mitosis whereas sexual haploids reproduce only by meiosis with crossovers between parents gametes during fertilization. The phenotype coding of alleles in the other genes simulated are listed in Table 1. Thus, simulations mirrored as closely as possible the mechanisms of sexual recombination known to occur in nature, including gametogenesis, mitosis, random crossovers, and mutations. (see Visual Basic Code)

Table 1: Gene loci of the genome of agents, and the possible alleles for each them

Loci	Gene	Phenotypic expression of allele according to Number	Range of variance
1a	Sexual Strategy	0: Asexuals 1: Monosexuals 2: Bisexuals 3: Sexual-Asexual (as in haplodiploidy): females are produced sexually and males asexually 4: Sexual hermaphrodites (hermaphrodites mate only with other hermaphrodites)	0-5
2a	Ploidy	1: Haploid 2: Diploid	1-2 **
3	Sex	1: female 2: male	1-2
4	Mutation probability	Mutation rates at probabilities according to formula: $p = 0.2 ^ {(\text{allele} + 1)}$	0-2
5	Resistance 1	Resistance is given in a continuous range so that allele 0 is the most resistant (i.e. is immune) and allele 10 is the least resistant to biocide 1. Concentration of biocide fluctuates randomly	0-10
6	Resistance 2	Only allele 0 is resistant and all other alleles are susceptible to biocide 2. Concentration of biocide fluctuates randomly	0-10
7	Resistance 3	Only allele 0 is resistant and all other alleles are susceptible to biocide 3. Concentration of biocide fluctuates randomly	0-10
8b	Life Span	Number gives the time steps of the maximum possible life expectancy of the individual.	0-10 or 10 *
9b	Clutch size	Number of offspring at each reproductive act.	0-10 or 10 *
10b	Reproductive age Female	Nr of time steps after which reproduction starts for females	0-5 or 1 *
11b	Reproductive age Male	Nr of time steps after which reproduction starts for males	0-5 or 1 *
12c	Mating Efficiency	Number of males (or females in hermaphrodites), screened for mating according to criteria defined by gene 18. MV = 0 or = 1 will screen just 1 individual.	1-100 **
13c	Mate Selection Criteria	0: Random selection of mates. Female mates with the first male encountered 1: Female mates only with males with the same Sexual Strategy allele (gene loci 1). Females prefer males with good resistance genes and mate assortatively (Open assortment as 1 but females mated with males with any Sexual Strategy)	0-1 **
14	Amount	Amount of fitness increase provided to its offspring	0-2 **

	Parental Investment	Increase of offspring fitness = Allele Nr /10	
15	Bisexual Social Synergy	0: No social synergy 1: Doubles the fitness of bisexual offspring as a metaphor of synergistic anisogamy	0-1 **

Genes with the same letter are in the same epistatic group: the working of their phenotypes are interdependent

* indicates that allele was fixed at this value in Simple Experiments

** indicates that range varies as indicated in Table 2

Genes 1 to 7 defined a population of agents that are susceptible of being killed by 3 different biocides and with varying forms of ploidy and sexual strategy. Gene 8 to 11 defined phenotypes that determined characteristics of the life history of agents. Genes 12 to 15 determined mate selection and parental investment behavior.

Phenotype expression was based on the alleles in the single chromosome of the genome in haploids and on a single randomly selected chromosome in diploids. Simulations consisted in letting 600 agents mate or clone according to the different rules coded in their alleles, reproduce, suffer random death, death from biocides, deadly mutations, and lethal combination of alleles. Experiments consisted in creating an initial population of agents with a homogeneous frequency distribution of alleles in a specific set of genes. Selection and reproduction at each time step varied this frequency distribution. The program allowed to observe the evolution of the allelic composition of the population during a period of time. The most successful combination of alleles were the ones that reproduced more and survived selection better at every time step. The higher the population size, the larger the number of random deaths, so that populations maintained a size of around 600 individuals.

Biodynamica allows to track the evolutionary process from the micro level (genes) to the population level. The simulation creates a population of agents or organisms with different phenotypes in accordance to their allelic composition. In Figure 1 we observe the Unity output of Biodynamica for a population of agents that include in this snapshot asexual diploids (blue), hermaphroditic haploids (yellow), bisexual haploids and diploids (red), monosexual haploids and diploids (green). and agents with other combinations of alleles (purple).

Figure 1: Snapshot of the Unity output of Biodynamica

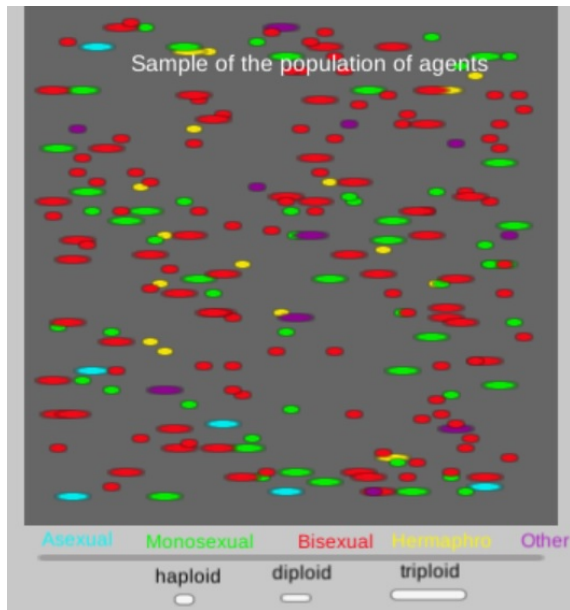
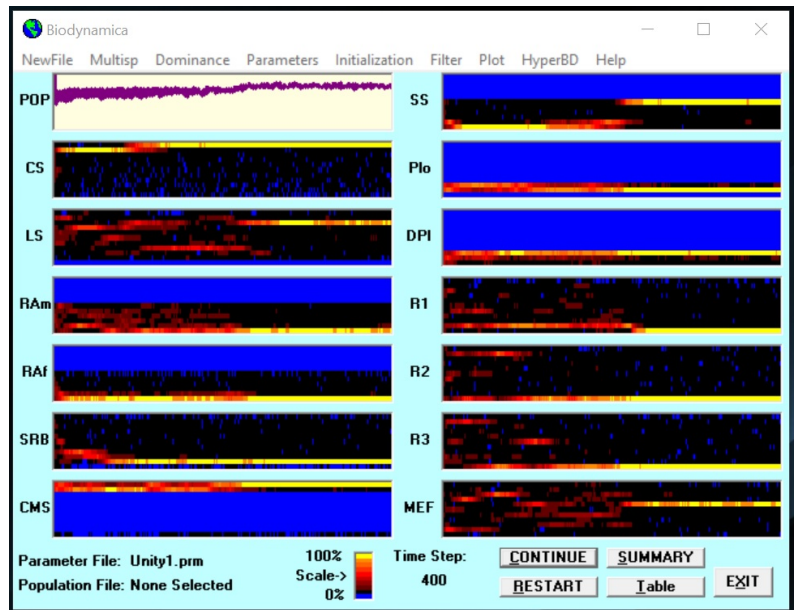


Figure 2: An example of the Visual Basic output of Biodynamica



In Figure 2 we visualize the history of the genetic composition of this population over 400 time steps. Each window shows the frequency distribution of the alleles of a single gene locus. For example, the window SS shows the frequency of each of the 5 alleles in the gene loci for Sexual Steategy, from 0 to 5 on the y axis, and from 0 to 400 time steps on the x axis. The color shows the frequency of each allele as a percentage of all gene loci in the population. Thus, yellow indicates that the given allele becomes dominant and red that it becomes frequent. The loci represented in Figure 2 are in addition to SS (gene 1 in Table 1): Plo – Ploidy (gene 2 in Table 1), DOI – Degree of Parental Investment (gene 14) , R1 to R3 the allele for resistance to biocides 1 to 3 (gene 5-7), MEF – Efficiency of mate selection (gene 12), CMS – Criteria for Mate Selection (gene 13), SRB - Skew in the Sex Ratio (for this paper ratios of 50% for each sex used), RAf Reproductive age of female (gene 10), RAm – Reproductive age of male (gene 11), LS – Live span (gene 8), CS – Clutch size (gene 9), and POP – Size of the simulated population. In this simulation, resistant alleles 0 became dominant in the population (Windows R1, R2, R3), Clutch size maximized by the fixation of allele 10 in the CS, and in the RAf and RAm windows, allele 0 became dominant allowing females and to reproduce at early age. Most of these changes occurred synchronous with the fixation of allele 5 coding for facultative sex (allele 5) in the window SS. The program also provides these data in numerical format for statistical analysis.

Each simulation was run with a given set of initial conditions, where alleles were distributed uniformly randomly in each locus according to the settings in Table 2. The outcome in most

cases was that a specific sexual strategy eventually dominated the allele pool completely as in Figure 2. The averages of the frequency of alleles among 100 repeated simulations showed a dominant sexual strategy after approximately 200 time steps (Figure 3). Thus, simulations presented here include the first 400 time steps. The standard deviation of the average was normally less than 30 % of the mean (see supporting material).

More simulations with conditions selected at will can be run by the reader.

The Unity version of Biodynamica can be downloaded or used directly online at http://bcv.cee.usb.ve/juegos/biodyn_en.html .

The compiled Visual Basic version of Biodynamica used for the quantitative experiments reported, here can be downloaded for use in a Windows environment at <http://atta.labb.usb.ve/Klaus/Programas.htm>.

The VB6 code is available in the supplementary material.

Results

The simulation results show that the fate of alleles coding for a sexual strategy is very susceptible to the possible range of allelic composition of agents in the population. The complexity of the simulated genome, quantified in number of loci, strongly affected the equilibrium frequency distribution of alleles (Table 2). In the populations composed of agents with the simplest genome (Exp 0), haplo-diploid sexual strategies were the most successful. Increasing complexity of the genome but maintain all other conditions the same (Exp 1s) made asexuals to be the most successful. In populations composed of agents with an even more complex genome (Exp 1C) asexuals dominated strongly (see Fig 3). Table 2 shows experiments 1 to 4 in both the simple and the complex genome version. Clearly, complexity favored the likelihood for asexual to dominate in all cases. Experiment 5 tested the evolution of populations composed exclusively of haploids. Here, the level of genetic complexity seemed to be less relevant in the resulting sexual strategy favored by selection (see Exp 5S and 5C in Table 2).

Table 2: The genes simulated and their allelic variance. Each allelic value coded for a specific phenotype. For example, allele 1 of gene 2 coded for haploid agents, whereas allele 2 coded for diploid ones. The experiment number correspond to the one in Figure 1.

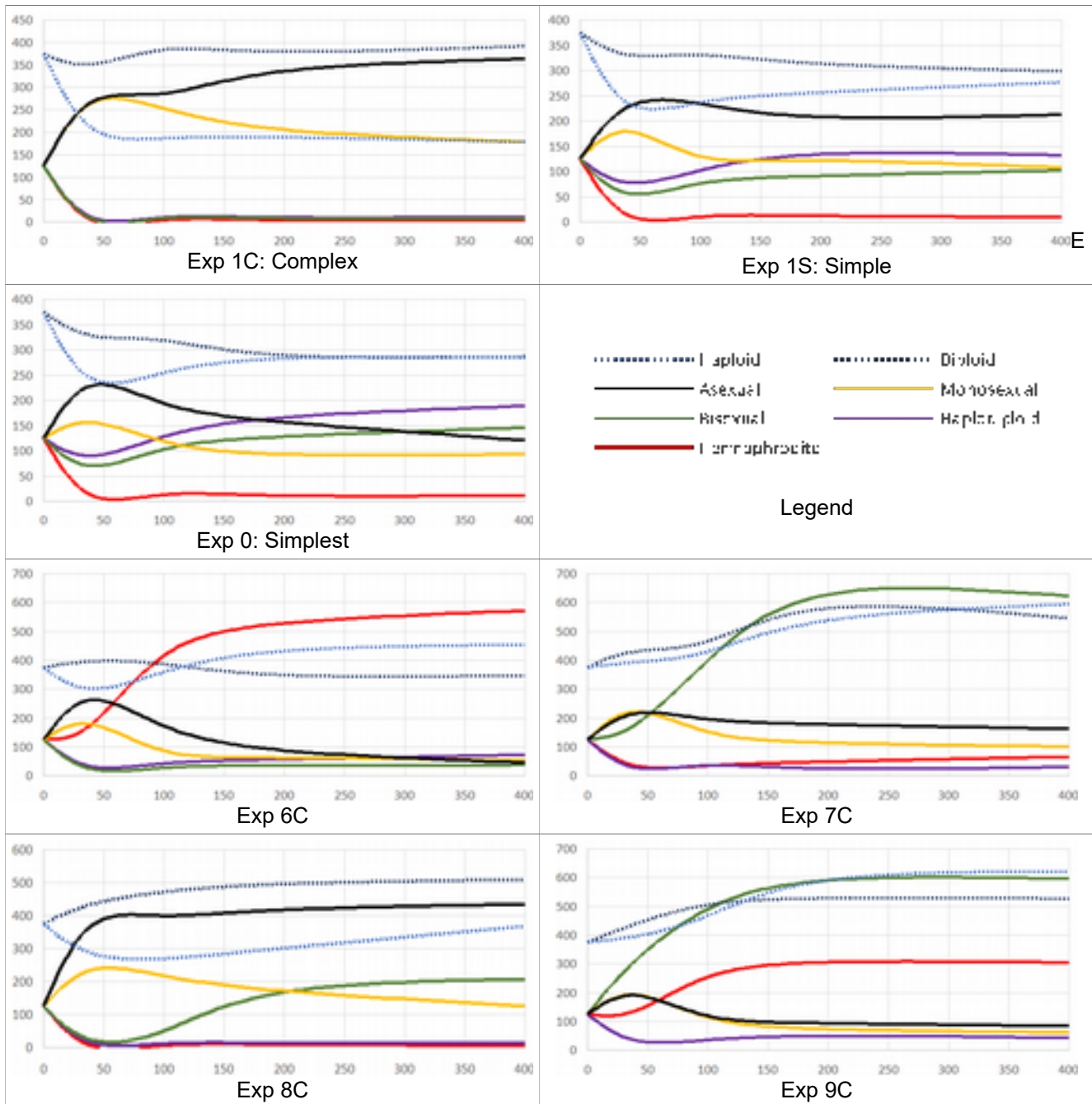
		Allowed range of values for alleles															
Gene	Experiment	Loci 1-5	Simple genome (loci 1-7) +					Complex genome (loci 1-12) +									
		0	1S	2S	3S	4S	5S	1C	2C	3C	4C	5C	6C	7C	8C	9C	10C
2	Ploidy	1-2	1-2	1-2	1-2	1-2	1-1	1-2	1-2	1-2	1-2	1-1	1-2	1-2	1-2	1-2	1-2
12-13	Mate Selection	0-0	0-0	0-0	0-0	0-1	0-1	0-0	0-0	0-0	0-1	0-1	0-1	0-1	0-0	0-1	0-1 open
14	Parental Investment	0-0	0-0	0-0	0-2	0-0	0-2	0-0	0-0	0-2	0-0	0-2	0-2	0-0	0-2	0-2	0-2
15	Synergy	0-0	0-0	0-1	0-0	0-0	0-1	0-0	0-1	0-0	0-0	0-1	0-0	0-1	0-1	0-1	0-1
Dominant		HDip	Asex	Bisex	HDip	Asex	Herm	Asex	Asex	Asex	Asex	Herm	Herm	Bisex	Asex	Bisex	Bisex
Sub-dominant		Bisex**	HDip*	HDip	Bisex*	HDip*+	Monos	Monos	Bisex*	Monos	Monos	Monos	HDip	Asex	Bisex	Herm	Asex

* Frequency is more than 60 % of that of the dominant allele

** Bisexuals & asexuals are subdominant

*+ Hermaphrodites & haplo-diploids are subdominant

Figure 3: Curves show the average of 100 simulations of the number of copies of a given allele in the population of 600 agents in different computer experiments as given in Table 2. All simulations started with a random homogeneous proportion of all alleles and were run for 400 time steps. The x axis indicate the number of time steps. The y axis gives the number of copies of a given allele for sexual strategy and for ploidy.



In experiments 6 to 10, the impact on evolution of alleles that affect mating behavior and parental investment were tested. The results can be seen in Table 2 and in Figure 3. Table 3 presents a statistical summary of results from all 15 experiments. Here, for each sexual strategy, the probability that a given strategy became dominant when a given allele was

allowed to exist is given. These statistics allow to compare the effect of these alleles on the establishment of a given dominant sexual strategy.

Table 3: Summary of results from Table 2: probability of co-occurrence of a given allele in 4 different loci, with the dominant sexual strategy.

Dominant Sexual Strategy	Gene2: Allele for Diploidy	Gene 12: Allele for Mate Selection	Gene 14: Allele for Parental Investment	Gene 15: Allele for Sex Synergy	Complexity: Variance in alleles of gene loci 1-12
Asexual	1.0	0.3	0.3	0.3	0.7
Bisexual	1.0	0.7	0.3	1.0	0.7
Haplo-Diploid	1.0	0.0	1.0	0.0	0.0
Hermaphrodites	0.3	1.0	1.0	0.7	0.7

The table shows a series of interesting correlations:

- 1- Bisexuals became dominant only in experiments that allowed the simultaneous presence of alleles for synergy and for diploidy in the genome of the agents.
- 2- Hermaphrodites (facultative sex) dominate the evolutionary outcome in populations with alleles for mate selection and for parental investment.
- 3- Haplo-diploids dominated the evolutionary process only in populations of agents with simple genomes and when synergy between sexes was absent.
- 4-Evolution of sexual strategies were very dependent of the ploidy of the simulated genome.

Alleles for parental investment and mate selection have a retarded effect. It is the offspring who increases the odds to survive from the presence of the allele, not the parent. The presence of this effect nudged the success of sexual strategies. This results support the conjecture that asexual reproduction is better for short term selection for survival, whereas sexual reproductions is better in accumulating genes that have a retarded effect on fitness. This might explain why asexual reproduction is more successful than the sexual kind in populations of agents with complex genomes that lack alleles with retarded effects as reported above.

The results clearly show that a synergistic division of labor between the sexes favor alleles coding for bisexuality among diploids but not among haploids. Here, offspring of bisexual parents have an increased fitness due to parents offering parental investment. If this proxy for a synergistic division of reproductive labor is absent, and if parental investment is allowed, facultative sex (hermaphrodites) displaces bisexuality as the most successful sexual strategy.

Evolution of sex is affected by sexual selection (Hadany & Beker 2007), mate selection (Jaffe 2002), and specifically assortative mating, as simulated here (Jaffe 1999). Results showed that assortation or homophily strongly favored mate selection jaffe

the evolutionary establishment of sex.

In experiments 2-9, females selected mates that shared their type of sexual strategy. Eliminating this restriction and allowing females to mate with males with different sexual strategies (Exp 10) increased the likelihood for sex to become the dominant strategy (Table 2 and supplementary material)

Discussion

Many papers deal study the evolution of sex. To cover them, I cited only the most extensive review (Maynard-Smith 1978) and the most recent one (Sharp & Otto 2016). Despite this abundance of studies, few models, apart from those cited above, deal with diploid organisms (Geritz & Éva 2000, Balloux et al 2003, Messer 2013) and none of those few with the evolution of sex. This is due to the difficulty of tackling analytically the evolution of diploids with complex (i.e. more than 3 loci) genomes. Only numerical computer calculation can tackle these problems reasonably. The results of such calculations presented here show that without diploidy sex is not likely to emerge from evolution. One reason for this is that diploidy mitigates the reported reduction of genetic variation by sex (Gorelick & Heng 2011). Simulations with Biodynamica shown here show that diploidy reduces the impact of selection on a given allele, prolonging its survival, and thus increasing the chance for possible synergistic interactions between different alleles to appear

The paper proposes that a choice of adaptation, including diploidy, thelytoky, facultative sex, assortation, bisexuality, and division of labor, explains better the emergence of the diversity of sexual strategies that exist in nature. The simulation results showed that asexuality speeds adaptation of viable genotypes in complex settings, whereas optimal conservation of genotypes with synergistically interacting alleles is favored by sex. The balance between these two forces determine the specific evolutionary route taken in each environment.

The most relevant novel finding, in addition to the importance of diploidy, is that without the synergy unleashed between sexual partners, providing a better combination of genes to their offspring and making parental investment more efficient, bisexuality would not be superior to facultative sex in adapting to complex changing rough fitness landscapes. This build up for synergy profits from a greater store of diverse alleles achieved with diploidy. Social Synergy accelerates evolution (Jaffe 2001, Corning & Szathmáry 2015). Modeling synergy produced by the sexual division of labor - anisogamy (Togashi & Cox 2011) - is a shortcut to simulate males optimizing movements to find mates and females optimizing accumulation of resources - such as yolk - to increase the fitness of their offspring. Both tasks are not feasible to perform at the same time and synergy arises through Adam Smith's invisible hand produced by division of labor (Jaffe 2015). Increasing evidence shows divergent adaptive pressures among the sexes (Agrawal 2006). Other benefits for this division of labor have been proposed. For example, Atmar (1991), showed that cheap to produce males is sexual

populations could be used to weed out deleterious mutations. A preliminary review of the occurrence of parental investment in nature seems to corroborate that bisexual species are more likely to show parental investment than asexual ones, and that haploids are less likely to be bisexual than diploids, but a rigorous systematic review is in order.

Among the reasons for the effect of diplody on the evolutionary dynamics is that sexual diploids have twice as many loci for hosting alleles than asexuals. Among haploids, alleles that have long term effect such as those regulating parental investment disappear before they can show their usefulness because selection focuses first on allelic combinations that guarantee immediate survival (resistance to biocides or large clutch sizes in the present model). Diploids have more loci to conserve alleles that might be useful in the future. This difference is more striking when considering the evolutionary search work to be perform in relation to the size of the allelic combinatorial landscape to explore in the simulations. The simple genome with 7 loci allowed for 8.2×10^5 unique allelic combination, whereas the full complex version with 15 loci allowed 1.6×10^9 unique allelic combinations. Each individual diploid can test in each generations up to two times more alleles to explore these landscapes than haploids. This difference is compounded, as with interest rates in economics, for each successive generation. The results showed that this advantage was more noticeable in more complex environments. That is, diploid sexual strategies increase the likelihood to find optimal combinations of alleles in large allelic combinatorial landscapes, whereas haploid asexual strategies are more efficient in finding fast sub-optimal but effective combinations that assure survival. Poliploidy though has a limit: excess allelic redundancy hinders adaption as simulations with triploids showed (Jaffe 1996). Empirical evidence supporting this finding comes from organisms that can switch from asexual to sexual reproductive strategies. They prefer asexual reproduction over the sexual kind when the adaptive pressures they suffer become more challenging (De Meeûs et al. 2007, Rincones 2001).

For the understanding of evolution in general, sexual recombination is fundamental. The emergence of sex together with assortative mating might have had a role in milestones of evolutionary history (Sinai et al 2016), such as the Cambrian explosion (Fox 2016). The high diversity of sex determination systems (Bachtrog et al 2014) is proof that the evolution of sex has undergone several different pathways. The computer experiments presented here are compatible with this view of a network of pathways towards sexual strategies. Understanding the working of sexual recombination in its multiple forms has important practical applications, such as controlling malaria vectors (Talman et al. 2004), managing resistance to pests' pheromones (Steiger & Stökl 2014) or biocides (Jaffe et al 1997), or understanding the presence of "kings" and "queens" among social insects (Jaffe 2008).

Conclusions:

Simulation do not provide proofs for theories but they test the rational consistency of them. The present simulations show that trying to understand the evolution of diploid, genetically

complex organisms, with simple linear or analytical models of haploid organism is probably rationally unlikely. The simulations results presented here strongly suggest that a rational explanation for the evolution of sex must consider polyploidy, synergies that merge from reproductive division of labor and anisogamy, intergenerational effects of fitness and complexity.

A common criticism of complex simulations is that knowledge of the micro-macro-dynamics involved becomes fuzzy because of the excessive complexity involved. But robust trends often emerge. It is better to accept that our knowledge has limits due to complexity than to accept a false simple truth. Analytical mathematics used in theoretical biology has limitations in tackling complex problems. In the case of models based on haploids, for example, they simple make false extrapolations for the evolution of diploids, the most common genome in living organisms. Switching to algorithmic mathematics, such as ABM, is important in advancing our understanding of complex issues, such the evolution of sex and of synergistic cooperation in general (Jaffe 2016, Jaffe & Febres 2016). More sophisticated models will enlighten more aspects of this complex dynamics with implications for the understanding biological and cultural evolution, intelligence, and complex systems in general.

References:

- Agrawal A. F. 2006. Similarity selection and the evolution of sex: revisiting the Red Queen. *PLoS Biol*, 4(8), e265.
- Atmar, W. (1991). On the role of males. *Animal behaviour*, 41(2), 195-205.
- Bachtrog D., Mank J. E., Peichel C. L., Kirkpatrick, M., Otto, S. P., Ashman, T. L., ... & Perrin, N. 2014. *PLoS Biol*, 12, e1001899.
- Balloux F., Lehmann L., & de Meeûs T. 2003. The population genetics of clonal and partially clonal diploids. *Genetics*, 164(4), 1635-1644.
- Corning P.A., & Szathmáry E. 2015. 'Synergistic selection': A Darwinian frame for the evolution of complexity. *Journal of Theoretical Biology* 371: 45-58.
- De Meeûs, T., Prugnolle, F., & Agnew, P. 2007. Asexual reproduction: genetics and evolutionary aspects. *Cellular and Molecular Life Sciences*, 64(11), 1355.
- Fox D. 2016. What sparked the Cambrian explosion? *Nature* 530: 268-270.
- Geritz S. A., Éva K. 2000. Adaptive dynamics in diploid, sexual populations and the evolution of reproductive isolation. *Proceedings of the Royal Society of London B: Biological Sciences*, 267(1453), 1671-1678.
- Gorelick R., Heng, H. H. (2011). Sex reduces genetic variation: a multidisciplinary review. *Evolution*, 65(4), 1088-1098.
- Hadany, L., & Beker, T. 2007. Sexual selection and the evolution of obligatory sex. *BMC Evolutionary Biology*, 7(1), 245.
- Jaffe K. 1996 The dynamics of the evolution of sex: Why the sexes are, in fact, always *two*? *Interciencia* 21: 259–267.
- Jaffe K. 1999. On the adaptive value of some mate selection strategies. *Acta Biotheoretica* 47: 29-40.
- Jaffe K. 2000. Emergence and maintenance of sex among diploid organisms aided by assortative mating. *Acta Biotheoretica* 48: 137-147.
- Jaffe K. 2001. On the relative importance of Haplo-Diploidy, Assortative Mating and Social Synergy on the Evolutionary Emergence of Social Behavior. *Acta Biotheoretica* 49: 29-42.
- Jaffe K. 2002. On sex, mate selection and evolution: An exploration. *Comments on Theoretical Biology* 7: 91-107.
- Jaffe K. 2004. Sex promotes gamete selection: A quantitative comparative study of features favoring the evolution of sex. *Complexity*, 9(6): 43-51.
- Jaffe K. 2008. The need for sperm selection may explain why termite colonies have kings and queens, whereas those of ants, wasps and bees have only queens. *Theory in Biosciences* 127: 359-363.
- Jaffe K. 2015. Visualizing the Invisible Hand of Markets: Simulating complex dynamic economic interactions. *Intelligent Systems in Accounting, Finance and Management* 22(2). See also: Agent based simulations visualize Adam Smith's Invisible Hand by solving Friedrich Hayek's Economic Calculus. Arxiv 1509.04264

Jaffe K. 2016. Extended Inclusive Fitness Theory: Synergy and assortment drives the evolutionary dynamics in biology and economics. SpringerPlus. 5(1) 1-19. 5:1092
Jaffe K., Febres G. 2016. Defining synergy thermodynamically using quantitative measurements of entropy and free energy. Complexity 21: 235-242.
Jaffe K., Issa S, Daniels E, Haile D. 1997. Dynamics of the emergence of genetic resistance to pesticides among asexual and sexual organisms. J. Theor. Biol. 188: 289-299.
Livnata A., Papadimitrioub C., Dushoff J., Feldmand M.W. 2008. A mixability theory for the role of sex in evolution. PNAS 105: 19803–19808
Maynard-Smith J. 1978. The Evolution of Sex. Cambridge University Press.
Maynard-Smith J. 1988. Did Darwin Get it Right?: Essays on Games, Sex and Evolution. London, Chapman & Hall.
McDonald MJ, Rice DP, Desai MM. 2016. Sex speeds adaptation by altering the dynamics of molecular evolution. Nature 531: 233–6.
Messer, P. W. (2013). SLiM: simulating evolution with selection and linkage. <i>Genetics</i> , 194(4), 1037-1039.
Moorad J.A. 2013. Multi-level sexual selection: Individual and family-level selection for mating success in a historical human population. Evolution. Wiley Online Library.
Ochoa G., Jaffe K. 1999. On sex, mate selection and the Red Queen. Journal of Theoretical Biology 199: 1-9.
Ochoa G., Jaffe K. 2006. Assortative mating drastically alters the magnitude of error thresholds. Lecture Notes in Computer Science LNCS 4193: 890-899
Paley C.J., Taraskin S.N., Elliott S.R. 2007. Establishment of Facultative Sexuals. Naturwissenschaften 94: 505
Poissant, J., Wilson, A. J., & Coltman, D. W. (2010). Sex-specific genetic variance and the evolution of sexual dimorphism: a systematic review of cross-sex genetic correlations. <i>Evolution</i> 64: 97-107
Rincones, J., Mauléon, H., & Jaffe, K. 2001. Bacteria modulate the degree of amphimix of their symbiotic entomopathogenic nematodes (Heterohabditis spp) in response to nutritional stress. <i>Naturwissenschaften</i> , 88(7), 310-312.
Sharp N.P., Otto S.P. 2016. Evolution of sex: Using experimental genomics to select among competing theories. Bioessays , Wiley 38: 751–757
Sinai, S. Olejarz, J. Neagu, I.A. Nowak, M.A. 2016. Primordial Sex Facilitates the Emergence of Evolution. ArXiv 1612.00825
Steiger S., Stökl J. 2014. The Role of Sexual Selection in the Evolution of Chemical Signals in Insects. Insects. Insects 5: 423-438.
Talman, A. M., Domarle, O., McKenzie, F. E., Arie, F., & Robert, V. (2004). Gametocytogenesis: the puberty of Plasmodium falciparum. <i>Malaria Journal</i> , 3(1), 24.
Togashi T., Cox P.A., Editors. 2011. The Evolution of Anisogamy. Cambridge Univ. Press
Van Valen L. 1973. A new evolutionary law. Evolutionary Theory. 1: 1–30.
Watts D.J. 2014. Chapter 6: Computational Social sciences: Reports on Leading-Edge

Engineering from the 2013 Symposium. The National Academies Press. 174 pp.

Weaver W. 1948. Science and Complexity. American Scientist, 36: 536-544

Whitlock A.O.B, Peck K.M., Azevedo R.B.R., Burch C.L. 2016. An evolving genetic architecture interacts with Hill-Robertson interference to determine the benefit of sex. Genetics 116.186916.

Acknowledgment. I thank Adam Russell of DARPA for his enthusiastic promotion of a social-supercollider, first proposed by Duncan Watts, which influenced the organization of this paper, Guy Hoelzer for encouragement and for reminding me of Atmar's paper, Cristina Sainz for helping improve the readability of the paper and to the late John Maynard Smith for illuminating discussions.