

Mean Field Cluster approximation scheme for the duplet-creation model with absorbing phase transition

A. A. Ferreira

*Departamento de Física, Universidade Federal de São Paulo,
96010-900 São Paulo, São Paulo, Brazil**

We study the nonequilibrium phase transitions in the one-dimensional duplet creation model using the n -site approximation scheme. We find the phase diagram in the space of parameters (γ, D) , where γ is the particle decay probability and D is the diffusion probability. Through data ($1 \leq n \leq 18$) we show that in the limit $n \rightarrow \infty$ the model presents a continuous transition of active state for inactive state (absorbing state) for any value of $0 \leq D \leq 1$. In general, we obtain the critical value of γ and the “gap” density in the transition point for single and pair approximation $\gamma_c(n=1, D)$, $\Delta\rho(n=1, D)$ and $\Delta\rho(n=2, D)$ respectively.

I. INTRODUCTION

In recent decades there has been a great interest of Statistical Mechanics about one-dimensional systems that exhibit a continuous [1, 8] or discontinuous [9, 13] phase transitions far from equilibrium. In particular there are a class of models that presents a discontinuous phase transition from an active to an inactive state [14, 16].

Although the same kind of transition has been observed in duplet creation model [17], this result, however, is not accepted by the statistical physics community in view of a general argument due Hinrichsen [18] that first-order transitions cannot occur in fluctuating one-dimensional systems because the surface tension of a domain does not depend on its size.

In this paper we review the phase diagram of the one-dimensional duplet creation model with diffusion [17], through the n -site approximation method (mean field cluster analysis) [19]. We shall show that this model exhibits a continuous phase transition from an active phase to a unique absorbing phase (the vacuum state) belonging to the (DP) universality

*Electronic address: ferreira07@unifesp.com.br

classes.

This result is interesting because, as was observed in the triplet model [20], the n -site approximation scheme was not conclusive to confirm the absence of a tricritical point [21]. In this way, it is natural to expect that the duplet model with diffusion also presents a continuous phase transition.

The rest of the paper is organized as follows. In section 2 we describe the duplet creation model, whereas in section 3 the single-site ($n = 1$) and the pair site approximation ($n = 2$) are discussed analytically, however the general case ($n \geq 3$) is just treated numerically. Finally, in section 4 we discuss the results and the limitations of the n -site approximation scheme.

II. THE MODEL

This model can be seen as a interacting hard core particles models lattice with three processes: spontaneous annihilation (with rate γ), creation particles by two particles (with rate s), and diffusion of particles (with rate D). The parameters D , s and γ are such that $D + \gamma + s = 1$.

The configuration of sites in lattice is represented by the vector $|\beta^n\rangle \equiv |\beta_1\rangle \otimes |\beta_2\rangle \otimes \dots \otimes |\beta_n\rangle$, where n is the number os sites of lattice. We assume that β_i takes on the value 1 if the site i is occupied by a particle and the value 0 if the site is empty. The evolution rules of model are as follows.

A site, for example, i is chosen randomly among the n sites of the lattice. Suppose $\beta_i = 1$, then there are two possible actions: the particle decays with probability γ , so the site i becomes vacant, or it moves to a 2 neighboring site with probability $D/2$. Of course, the site i remains unchanged with probability $s = 1 - \gamma - D$.

Next, suppose that the site i is empty, i.e., $\beta_i = 0$. The first step is to choose with equal probability (1/2) one of the directions (right or left). Suppose the right side is chosen, as previously, there are two possibilities: occupation of site i with probability s , provided that $\beta_{i+1} = \beta_{i+2} = 1$. If the two sites which are neighbors of site i , are occupied, then with probability s a new particle is created, or with probability D the variables β_i and β_{i+1} are interchanged. A similar procedure is applied in the case the neighborhood at the left side of i is chosen.

III. THE n -SITE APPROXIMATION

Writing the master equation in its continuous-time differential form, we have

$$\partial_t |P(\sigma, t)\rangle = \sum_{\beta} w_{(\beta \rightarrow \sigma)} |P(\beta, t)\rangle - w_{(\sigma \rightarrow \beta)} |P(\sigma, t)\rangle, \quad (1)$$

where σ, β represent two distinct lattice configuration. Rewriting the equation (1) in its vector form [22],

$$\partial_t |P\rangle = -H |P\rangle \quad (2)$$

where H is a matrix operator, responsible for connecting different configurations of the vector space. It is also important to mention that, in general, this operator is not Hermitian, i.e., it has complex eigenvalues. These eigenvalues correspond to the oscillations in the model (imaginary part), while the exponential decay is contained in the real part.

In an orthonormal basis we have $\langle \sigma^n | \beta^n \rangle = \delta_{\sigma_1, \beta_1} \delta_{\sigma_2, \beta_2} \cdots \delta_{\sigma_n, \beta_n}$. This suggests that we can write $|P\rangle$ as

$$|P\rangle = \sum_{\beta} P(\beta, t) |\beta\rangle. \quad (3)$$

If we denote the initial probability of the system by $|P_o\rangle = \sum_{\beta} P_o(\beta) |\beta\rangle$, the formal solution of the problem can be written as

$$|P\rangle = e^{-Ht} |P_o\rangle. \quad (4)$$

Due to conservation of probability, we have $\langle 0 | H = 0$, where $\langle 0 | = \sum_{\beta} \langle \beta |$. Thus any observable can be calculated as follows

$$\begin{aligned} \langle X \rangle_t &= \sum_{\beta} X(\beta) P(\beta, t) |\beta\rangle = \\ \langle 0 | X | P \rangle &= \langle 0 | X e^{-Ht} | P_o \rangle. \end{aligned} \quad (5)$$

However, to compute this amount is necessary to diagonalize the evolution operator H . This task it is not always viable, since the dimension of this operator H grows like b^n , where b is the number of states of a site i .

To circumvent this difficulty, some numerical procedures are usually adopted, such as Monte Carlo simulations, numerical diagonalization of the operator H through DMRG scheme, perturbative expansion and others techniques [18]. Here, we make approximations in the components of the vector $|P\rangle$ [19] and compute the time evolution of it.

We present now, just as we did in [20], a special scheme to obtain the discrete time evolution of the Master Equation. Since the process is Markovian and the site update rule are independent of t we can write the component of equation (1) as

$$P_n(|\sigma^n\rangle; t + \Delta t) = \sum_{|\beta^n\rangle} W_{\Delta t}(|\beta^n\rangle \rightarrow |\sigma^n\rangle) P_n(|\beta^n\rangle; t). \quad (6)$$

Here $W_{\Delta t}(|\beta^n\rangle \rightarrow |\sigma^n\rangle)$ is the conditional probability of the transition from configuration $|\beta^n\rangle$ to configuration $|\sigma^n\rangle$ in the time interval Δt . We choose this discrete-time formulation rather than the usual continuous-time approach in order to preserve the interpretation of the parameters γ, D and s as probabilities. Using $W_{\Delta t}(|\beta^n\rangle \rightarrow |\sigma^n\rangle) = 1 - \sum_{|\beta^n\rangle \neq |\sigma^n\rangle} W_{\Delta t}(|\beta^n\rangle \rightarrow |\beta^n\rangle)$, we can rewrite (6) in a more conveniente form

$$\begin{aligned} \delta P_n(|\sigma^n\rangle; t) = \\ \sum_{|\beta^n\rangle} [W_{\Delta t}(|\beta^n\rangle \rightarrow |\sigma^n\rangle) P_n(|\beta^n\rangle; t) - W_{\Delta t}(|\sigma^n\rangle \rightarrow |\beta^n\rangle) P_n(|\sigma^n\rangle; t)], \end{aligned} \quad (7)$$

where $\delta P_n(|\sigma^n\rangle; t) = P_n(|\sigma^n\rangle; t + \Delta t) - P_n(|\sigma^n\rangle; t)$. As usual, the continuous-time formulation is obtained by dividing both sides of equation (7) by Δt , taking the limit $\Delta t \rightarrow 0$, and defining $W_{\Delta t}(|\beta^n\rangle \rightarrow |\sigma^n\rangle)/\Delta t = w(|\beta^n\rangle \rightarrow |\sigma^n\rangle) \equiv w_{(\beta \rightarrow \sigma)}$ as the transition rate between configurations $|\beta^n\rangle$ and $|\sigma^n\rangle$.

For finite chain sizes, application of the site update rules $W_{\Delta t}(|\beta^n\rangle \rightarrow |\sigma^n\rangle)$ with periodic boundary conditions (i.e., setting $\sigma_{n+1} = \sigma_1$ and $\sigma_0 = \sigma_n$), allows that the dynamics visits any configurations beginning from an arbitrary initial configuration distinct from the absorbing steady-state $|\sigma^n\rangle = |0\rangle$ (i.e., the configuration for which $\sigma_i = 0$ for $i = 1, \dots, n$). So the

unique steady-state solution of equation (6) is $P_n(|\sigma^n\rangle = |0\rangle; t \rightarrow \infty) = 1$. In the limit of infinitely large chains $n \rightarrow \infty$, a second stable stationary solution of equation (6) appears, the so-called active state, for which the average density of particles ρ is nonzero.

The basic point now is to describe the stochastic dynamics of a n -site spin configuration only in terms of the joint probability distribution $P_n(|\sigma^n\rangle; t)$ using translationary invariant equations. The condition of translational invariant requires that the update rules for the sites close to the boundaries of the chain are the same as for the inner sites. To achieve that we need to introduce “virtual” [20] sites, say $i = -1, 0$ if the neighborhood of site $i = 1$ is considered. The n -site approximation is a prescription to write the m -joint probability distributions ($m > n$) in terms of $P_n(|\sigma^n\rangle; t)$ only. The basic assumption involved in this approximation scheme is that the states of any two sites are considered as statistically independent variables if their distance is larger than n . For example, we can write the $n+2$ jointed distribution $P_{n+2}(|\sigma_{-1}, \sigma_0, \sigma^{n-2}\rangle; t)$ as

$$Y_{n+2} = \frac{P_n(|\sigma_{-1}, \sigma_0, \sigma^{n-2}\rangle)}{P_{n-1}(|\sigma_0, \sigma^{n-2}\rangle)} \times \frac{P_n(|\sigma_0, \sigma^{n-1}\rangle)}{P_{n-1}(|\sigma^{n-1}\rangle)} \times P_n(|\sigma^n\rangle), \quad (8)$$

where the $n-1$ -site distribution can be easily written in terms of the n -site distribution (we have omitted the dependence on t to lighten the notation).

$$P_{n-1}(|\sigma_0, \sigma^{n-2}\rangle) = \sum_{\sigma_{-1}=0}^1 P_n(|\sigma_{-1}, \sigma_0, \sigma^{n-2}\rangle), \quad \text{and} \quad (9)$$

$$P_{n-1}(|\sigma^{n-1}\rangle) = \sum_{\sigma_0=0}^1 P_n(|\sigma_0, \sigma^{n-2}\rangle). \quad (10)$$

Recalling the update rules duplet model: when the site $i = 1$ is empty (i.e., $\sigma_1 = 0$) and its left neighborhood is chosen for the occupation procedure, then it is necessary that its 2 virtual neighbors $i = -1, 0$ are occupied (i.e., $\sigma_{-1} = \sigma_0 = 1$). In addition, we note that expression (8) is valid for $n > 2$ only.

Now we consider the task of updating the vacant site $i = 2$ (i.e., $\sigma_2 = 0$) in a configuration $|\sigma^n\rangle$ where sites $i = 1$ is occupied. We need to consider 1 virtual sites $i = 0$ and the relevant joint distribution $Y_{n+1} \equiv P_{n+1}(|\sigma_0, \sigma^n\rangle)$ is given by

$$Y_{n+1} = \frac{P_n(|\sigma_0, \sigma^{n-1}\rangle)}{P_{n-1}(|\sigma^{n-1}\rangle)} \times P_n(|\sigma^n\rangle), \quad (11)$$

In what follows we present the explicit form of the equations that determine the joint distribution $P_n(|\sigma^n\rangle)$ for $n = 1$ and $n = 2$, referred to as single-site and pair-approximation respectively. In both cases we derive analytical expressions for the transition point lines and for the jump in the particle density at the transition. For $n \geq 3$ we compute the numerical solution of equation (7) for the steady-state condition $\delta P_n(|\sigma^n\rangle) = 0$. We solve those 2^n coupled equations using Newton-Raphson method with the requisite of an error smaller than 10^{-16} per equation.

A. The single-site approximation

The relevant quantity is $P_1(1) = \rho$, and $P_1(0) = 1 - \rho$ is given by normalization condition. Recalling that the only “real” site is $i = 1$ and we introduce the convention to write the states of the “virtual” sites (*i.e.*, $i = -1, 0, 1, 2, 3$) with an overlying bar. Therefore we can rewrite equation (7) in the form

$$\delta P_1(1) = -\gamma P_1(1) + \frac{s}{2} P_3(\bar{1}, \bar{1}, 0) + \frac{s}{2} P_3(0, \bar{1}, \bar{1}). \quad (12)$$

The diffusion parameter D does not appear explicitly in this equation because its contribution comes from terms such as $D P_2(\bar{1}, 0)$ and $-D P_2(\bar{0}, 1)$ which cancel out because of the parity symmetry. Since in this case the sites are statistically independent we can write $P_3((\bar{1}), (\bar{1}), 0) = P_1^2(\bar{1}) P_1(0)$ and similarly for the contribution of the right neighborhood of site $i = 1$, so that the last equation can be write

$$\delta \rho = -\gamma \rho + s(1 - \rho) \rho^2. \quad (13)$$

The nontrivial solution at stationary state are given by the roots of equation $(1 - \rho) \rho = \frac{\gamma}{s}$. There is one discontinuous point of particle density $\Delta \rho$ at the transition between the active and absorbing phases. We find $\Delta \rho = \frac{1}{2}$ regardless of the values of the control parameters γ and D . Inserting the value $\rho = \frac{1}{2}$ in the last equation with $\delta \rho = 0$ we find the critical value for γ .

$$\gamma_c = \frac{(1 - D)}{5}. \quad (14)$$

B. The pair approximation

In the case $n = 2$, equation (7) can be reduced to only two independent equations using the parity symmetry $P_2(0, 1; t) = P_2(1, 0; t)$ and their normalization conditions. To illustrate the reasoning that leads to the equation (8) and (11), we will derive the equation for $P_2(1, 1)$ explicitly. The (7) yields

$$\begin{aligned} \delta P_2(1, 1) = & -\gamma P_2(1, 1) - \frac{D}{4} P_3(1, 1, \bar{0}) - \frac{D}{4} P_3(\bar{0}, 1, 1) \\ & + \frac{D}{4} P_3(\bar{1}, 0, \bar{1}) + \frac{D}{4} P_3(1, 0, \bar{1}) + \frac{s}{4} P_4(\bar{1}, \bar{1}, 0, 1) \\ & + \frac{s}{4} P_4(1, 0, \bar{1}, \bar{1}) + \frac{s}{4} P_3(0, 1, \bar{1}) + \frac{s}{4} P_3(\bar{1}, 1, 0), \end{aligned} \quad (15)$$

where, as before, we use the convention of writing the virtual site states with an overlying bar. The factor $1/4$ appears here because the probability of choosing a given site for update is $1/2$ (there are only two real sites) and the probability that the left (or the right) neighborhood of that site is selected to verify the possibility of diffusion (site interchange) or creation is also $1/2$.

We begin by working out with expression expression $P_4(\bar{1}, \bar{1}, 0, 1)$, $P_4(1, 0, \bar{1}, \bar{1})$, $P_3(1, 1, \bar{0})$ and $P_3(\bar{1}, 0, \bar{1})$. We can rewrite theses probabilities distribution as

$$P_4(\bar{1}, \bar{1}, 0, 1) = \frac{P_2(\bar{1}, \bar{1})}{P_1(\bar{1})} \frac{P_2(\bar{1}, 0)}{P_1(0)} P_2(0, 1), \quad (16)$$

$$P_4(\bar{1}, \bar{1}, 1, 0) = \frac{P_2(\bar{1}, \bar{1})}{P_1(\bar{1})} \frac{P_2(\bar{1}, 1)}{P_1(1)} P_2(1, 0), \quad (17)$$

$$P_3(1, 1, \bar{0}) = P_3(\bar{0}, 1, 1) = P_3(\bar{1}, 1, 0) = P_3(0, 1, \bar{1}) = \frac{P_2(\bar{0}, 1)}{P_1(1)} P_2(1, 1), \quad (18)$$

$$P_3(\bar{1}, 0, \bar{1}) = P_3(1, 0, \bar{1}) = \frac{P_2(\bar{1}, 0)}{P_1(0)} P_2(0, \bar{1}). \quad (19)$$

At this point, we use the parity symmetry to write $\delta P_2(1, 1)$ given by equation (15) in terms of $P_2(1, 1)$ and $P_2(1, 0)$ only. It is still necessary to derive an equation for $\delta P_2(1, 0)$, but this can be done quite straightforwardly using the procedure described above. The final dynamic equations for the pair approximation, posed in terms of usual variables $\varphi = P_2(1, 1)$ and $\rho = P_1(1) = P_2(1, 1) + P_2(1, 0) = \varphi + P_2(1, 0)$, are

$$2\delta\rho = -\gamma\rho + s(\rho - \varphi)\frac{\varphi}{\rho}, \quad (20)$$

$$2\delta\varphi = -2\gamma\varphi + s\frac{\varphi}{\rho}(\rho - \varphi)(1 + \frac{\rho - \varphi}{1 - \rho}) - D(\varphi - \rho^2)\frac{\rho - \varphi}{\rho(1 - \rho)}. \quad (21)$$

Differently of single-site approximation, here the diffusion parameter D introduce a non-trivial contribution to component of the master equation. The stationary regime is now obtained from solution of (20) and (21) which determines the point of the phase transition. In fact, the reduced variable $\phi = \varphi/\rho$ is given by the same equation discussed in the single-site approximation and so $\phi = \frac{1}{2}$ at the transition line. This implies that the equation of the transition line $\gamma_c(D)$ is also identical to the obtained in the single-site approximation. However, the size of the discontinuity $\Delta\rho$ at the transition differs in the two approximation schemes. Imposing the steady-steady condition in last equation yields

$$\Delta\rho = \frac{1}{4} \frac{D}{(\gamma_c + D)}, \quad (22)$$

where γ_c is given by (14). We note that the equations for the transitions line $\gamma_c(D)$ coincides only in the cases of the single-site and pair approximation. The gap density $\Delta\rho$ vanishes in the pair approximation when $D = 0$.

C. The general n-site approximation

When $n \geq 3$ we have to resort a numerical implementation of equation (7). In particular, the configurations $|\sigma^n\rangle$ (i.e., the arguments of the joint distribution P_n) are represented by n bit integers, which allows an easy implementation of the boundary sites update rules by the Fortran 95 bit intrinsic functions. We choose an initial configuration such that $P(|\sigma^n = 1\rangle; 0) \approx 1$ in order to bia the Newton-Raphson method to find the steady-state solution of equation (7).

In the absence of diffusion ($D = 0$), the the one-site approximation fail to predict the continuous phase transition between the absorbing and active phases. However, when $n \geq 13$, the extrapolation data for γ_c^∞ converge to 0.12011 ± 0.00001 whereas the Monte Carlo simulation predict $\gamma_c^{MC} = 0.11971$.

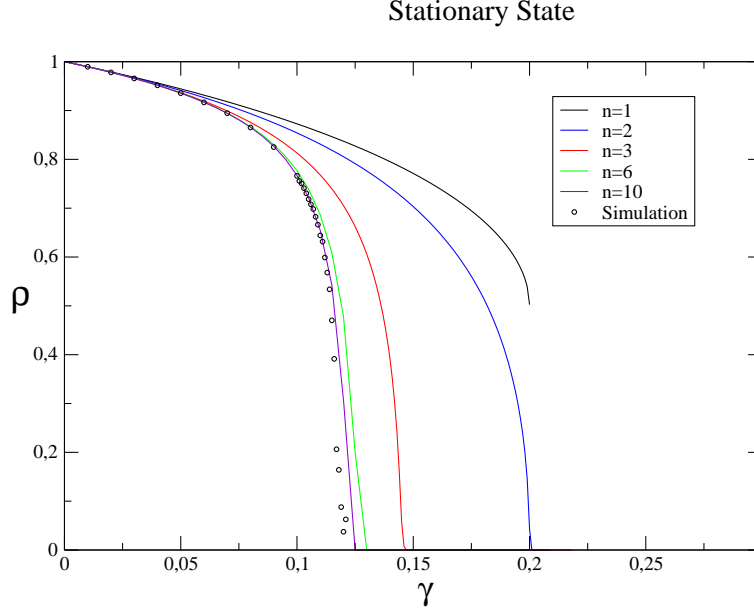


Figura 1: (color on line) Phase diagram for duplet model with $D = 0$. The density of particles at equilibrium ρ as a function of the decay probability γ and (right to left) $n = 1, 2, 3, 6, 10$. The symbol \circ are the results of the Monte Carlo simulation.

In the presence of diffusion ($D \neq 0$), the n -site approximation (for finite n) apparently shows the existence of a tricritical point for different values of D . However in the limit ($n \rightarrow \infty$) the scenario is somewhat more complicated. Because when we plot the estimates of the tricritical point coordinates as a function of the order $1/n$ of n -site approximation (figure 3 and figure 4) we obtain, by extrapolation of data, the nonphysical estimate for $\gamma_t^\infty = -0.03865$ and $D_t^\infty = 1.34941$. Thus, we can conclude that the duplet model displays only a continuous phase transition between the absorbing and active phases regardless of the value of the diffusion probability D in disagreement with [17].

IV. CONCLUSION

We investigated the one-dimensional duplet creation model with diffusion [17] through the n -site approximation scheme [19]. We found that in the absence of diffusion ($D = 0$) the $\gamma_c^\infty(D = 0) = 0.12011$, which agrees very well with Monte Carlo Simulation $\gamma_c^{MC}(D = 0) = 0.11971$. However, when $D \neq 0$ we observed that the tricritical point is localized in non physical regime $\gamma_t = -0.03865$ and $D_t = 1.3494$ suggesting that the model does not

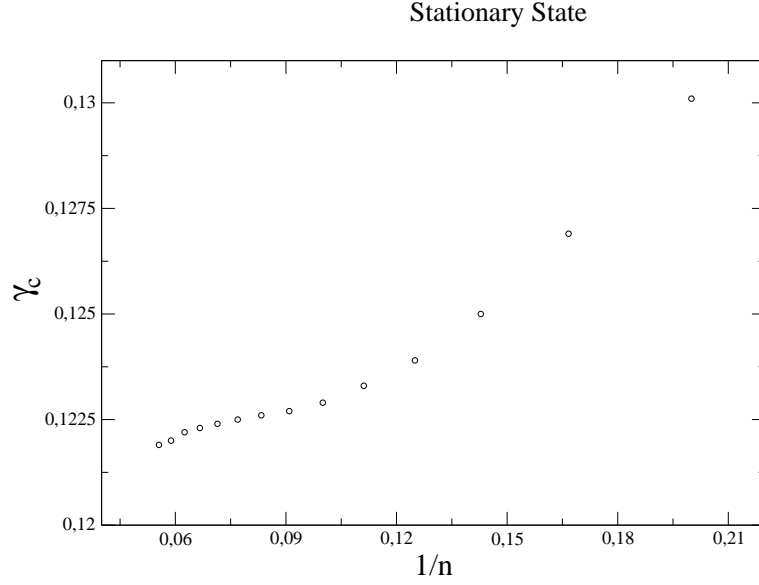


Figure 2: Dependence of the critical value of the decay probability γ at which the density of particles vanishes continuously on the order n of the n -site approximation for duplet with $D = 0$.

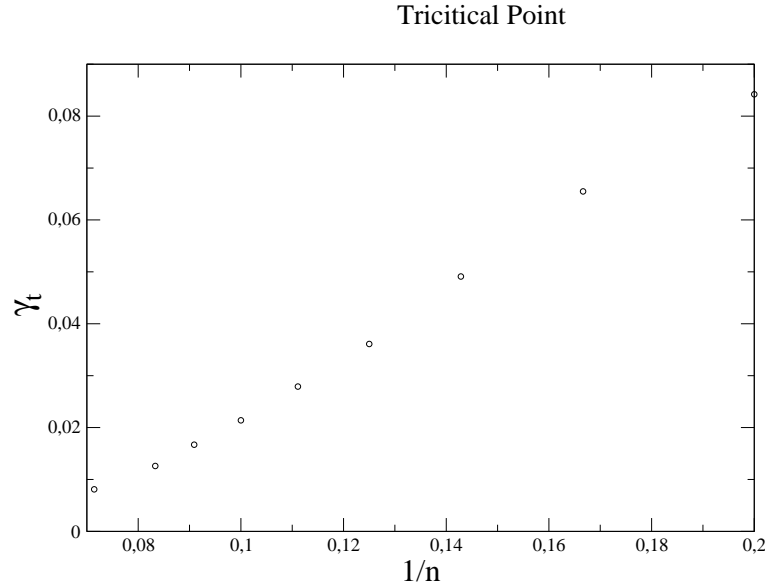


Figure 3: Dependence of the value of the tricritical decay probability at which the jump $\delta\rho$ of the density of particles vanishes continuously on the order n of the n -site approximation.

have a tricritical point.

In the general, we obtain for single-site and pair approximation the exactly expression for $\gamma_c(n = 1, D)$ and $\Delta_c(n = 2, D)$ respectively. Overall we observed that the n -site approximation scheme is limited to determine the discontinuous phase transitions for systems

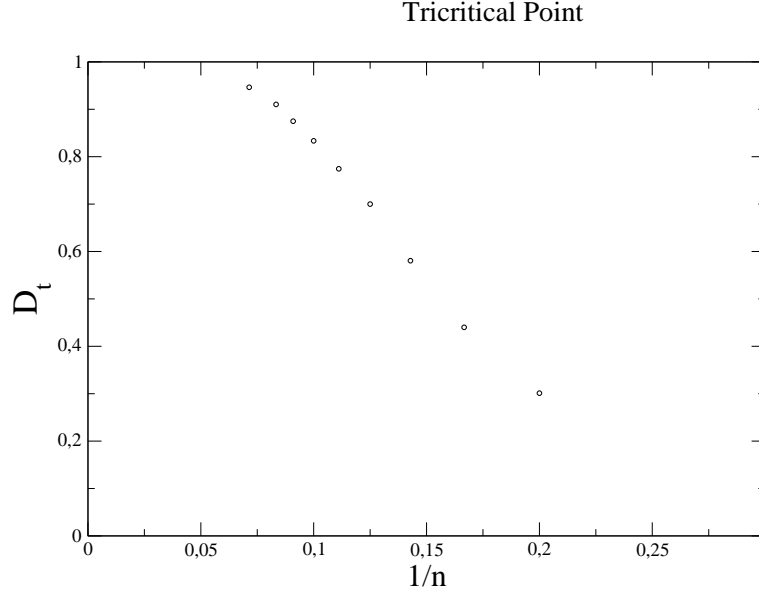


Figura 4: Dependence of the value of the tricritical diffusion probability at which the jump $\delta\rho$ of the density of particles vanishes continuously on the order n of the n -site approximation.

with long range interactions.

V. ACKNOWLEDGMENTS

We thank J. F. Fontanari for fruitfull discussions. This work has been partially supported by the Brazilian agencie FAPERGS.

-
- [1] H. K. Janssen, *Z. Phys. B*, *42*, **151** (1981).
 - [2] P. Grassberger, *Z. Phys. B*, *47*, **365** (1982).
 - [3] J. L. Cardy and R. L. Sugar, *J. Phys. A*, *13*, **L423** (1980).
 - [4] P. Grassberger, *J. Phys. A*, *22*, **3673** (1989).
 - [5] R. C. Brower, M. A. Furman, and M. Moshe, *Phys. Letters*, *76B*, **213** (1978).
 - [6] P. Grassberger and K. Sundemeyer, *Phys. Letters B*, *77B68*, **220** (1978).
 - [7] H. Takayasu and A. Yu. Tretyakov, *Phys. Rev. Letters*, *68*, **3060** (1992).
 - [8] I. Jensen, *Phys. Rev. E*, *47*, **1** (1993).
 - [9] N. Menyhárd and G. Ódor, *J. Phys. A*, *31*, **6771** (1998).
 - [10] M. R. Evans, Y. Kafri, H.M. Koduvely and D. Mukamel, *Phys. Rev. E*, *58*, **2764** (1998).
 - [11] F. Wijland, K. Oerding and H.J. Hilhorst, *Physica A*, *251*, **179** (1998).
 - [12] C. Codr che, J.M. Luck, M.R. Evans, S. Sandow, D. Mukamel and E.R. Speer, *J. Phys. A: Math. Gen.* *28*, **2039** (1995).
 - [13] D. S. Maia and R. Dickman, *J. Cond. Matter*, *19*, **065143** (2007).
 - [14] E. Domany and W. Kinzel, *Phys. Rev. Letters*, *53*, **311** (1984).
 - [15] R. M. Ziff E. Gulari and Y. Barshad, *Phys. Rev. Letters*, *56*, **2553** (1986).
 - [16] J. W. Essam, *J. Phys. A*, *22*, **4927** (1989).
 - [17] C.E. Fiore and M.J. de Oliveira, *Phys. Rev. E*, *70*, **046131** (2004).
 - [18] H. Hinrichsen, *arXiv:cond-mat/0006212*, (2000).
 - [19] D. ben-Avraham and J. K hler, *Phys. Rev. A*, *45*, **8358** (1992).
 - [20] A. A. Ferreira and J.F. Fontanari, *J. Phys. A: Math. Theor.* *42*, **085004** (2009).
 - [21] G.  dor and R. Dickman, *arXiv:cond-mat.stat.mech/907:0112v3*, (2009).
 - [22] N. G. van Kampen, *Stochastic Process in Physics and Chemistry*, (Amsterdam-North-Holland) (1981).
 - [23] F. C. Alcaraz, M. Droz, M. Henkel and V. Rittenberg, *Annals Phys.* *230*, **250** (1994).