

Chiral phase transition of (2 + 1)-flavor QCD on $N_\tau = 6$ lattices

Sheng-Tai Li^{*†} and Heng-Tong Ding (for the Bielefeld-BNL-CCNU collaboration)

*Key Laboratory of Quark & Lepton Physics (MOE) and Institute of Particle Physics,
Central China Normal University, Wuhan 430079, China.*

*E-mail: lishengtai@mails.ccnu.edu.cn &
hengtong.ding@mail.ccnu.edu.cn*

We present updated studies on the chiral phase transition in $N_f = 2 + 1$ QCD. Simulations have been carried out using Highly Improved Staggered Quarks (HISQ) on lattices with temporal extent $N_\tau = 6$ at vanishing baryon chemical potential. We updated our previous study [1] by extending the temperature window from (140 MeV, 150 MeV) to (140 MeV, 170 MeV). The strange quark mass was chosen to its physical value m_s^{phy} , and five values of two degenerate light quark masses are varied from $m_s^{\text{phy}}/80$ to $m_s^{\text{phy}}/20$ which correspond to a Goldstone pion mass ranging from 80 MeV to 160 MeV in the continuum limit. The universal scaling behaviour of the QCD chiral phase transition is investigated by studying the temperature and quark mass dependences of chiral condensates and chiral susceptibilities. The window of criticality compared to previous studies is also discussed.

*34th annual International Symposium on Lattice Field Theory
24-30 July 2016
University of Southampton, UK*

^{*}Speaker.

[†]The numerical simulations were carried out on clusters of the USQCD Collaboration in Jefferson Lab and Fermilab, TianHe I & II supercomputer centers in China and on the local computing cluster at Central China Normal University. The authors are partly supported by the National Natural Science Foundation of China under grant numbers 11535012 and 11521064.

1. Introduction

Understanding the QCD phase diagram is one of the basic goals of lattice QCD calculations at non-zero temperature. The QCD phase structure may depend on the number of light quark flavors [2]. The order of the phase transitions as a function of quark mass at zero baryon chemical potential is summarized in Fig. 1. The physical point $(m_u^{\text{phy}}, m_s^{\text{phy}})$ is confirmed to be in the crossover region [3, 4]. For three degenerate flavors of quarks, $N_f = 3$, first order phase transitions are observed in the limits of both infinitely large and small masses [5, 6]. This corresponds to deconfinement and chiral phase transitions as shown in the upper right and bottom left corners of Fig. 1, respectively. The first order phase transition regions and the crossover region are separated by second order phase transition lines which belong to the $Z(2)$ universality class. In the chiral limit of $N_f = 2$ theory, if $U_A(1)$ symmetry is broken, the chiral phase transition is a second order phase transition belonging to an $O(4)$ universality class [2]. Thus the chiral first order region for the $N_f = 3$ case, the second order $O(4)$ line for $N_f = 2$ case and the second order $Z(2)$ line are supposed to meet in a tri-critical point m_s^{tri} . The location of the tri-critical point is uncertain, even it is possible that the tri-critical point shifts to infinite strange quark mass [7].

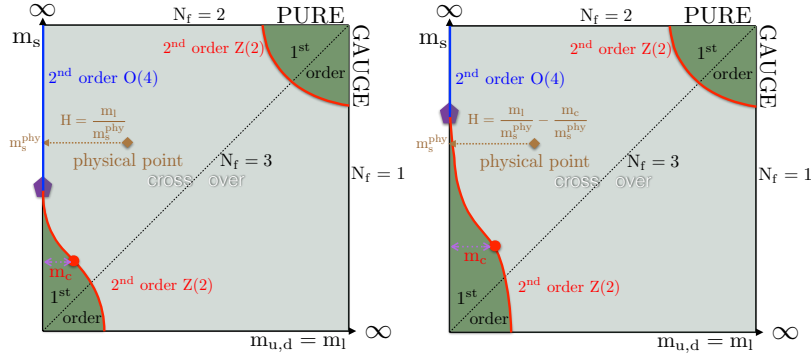


Figure 1: Schematic QCD phase structure with different values of quark masses $(m_{u,d}, m_s)$ at zero baryon number density for $m_s^{\text{tri}} < m_s^{\text{phy}}$ (left) and $m_s^{\text{tri}} > m_s^{\text{phy}}$ (right).

It is not yet clear whether the order of phase transition is first or second for 2-flavor QCD in the chiral limit. If $m_s^{\text{tri}} < m_s^{\text{phy}}$, it is expected that in the chiral limit there will be a second order phase transition which belongs to the $O(4)$ universality class as seen from the Fig. 1 (left). If $m_s^{\text{tri}} > m_s^{\text{phy}}$, towards the chiral limit the system passes through the $Z(2)$ critical line to a first order phase transition region as shown in Fig. 1 (right). Since it is impossible to perform a lattice simulation in a true chiral limit, it is thus not so surprising that there is no conclusion yet [5, 6].

The Highly Improved Staggered Quark (HISQ) action is expected to reduce the lattice artifacts caused by the taste-symmetry breaking by more than an order of magnitude compared to the p4fat3 [3]. In this proceedings, we report our current state of the investigation on the universal behaviour of chiral phase transition on $N_\tau = 6$ lattices with HISQ action in a larger temperature window $140 \text{ MeV} < T < 170 \text{ MeV}$ compared to our previous study [1].

2. Universal scaling behaviour of chiral phase transition

The universal behavior of the order parameter M and its susceptibility χ_M can be described by the so-called Magnetic Equation of State (MEOS) as follows

$$M(t, h) = h^{1/\delta} f_G(z) \quad \text{and} \quad \chi_M(t, h) = \frac{\partial M}{\partial H} = h_0^{-1} h^{1/\delta-1} f_\chi(z). \quad (2.1)$$

Here $z = th^{-1/\beta\delta}$ is the scaling variable, $t = \frac{1}{t_0} \frac{T-T_c}{T_c}$ is a reduced temperature and $h = H/h_0 = \frac{m_l}{m_s}/h_0$ is the symmetry breaking field. The β , δ are universal critical exponents which only rely on the symmetry of the system, and the three non-universal parameters h_0 , t_0 , T_c are unique for a particular system, e.g. T_c is the critical temperature. These non-universal parameters can be determined by studying the scaling behaviours of the chiral order parameter M and its susceptibility χ_M as expressed in Eq. (2.1). The scaling function f_χ is $\frac{1}{\delta}(f_G(z) - f'_G(z)z/\beta)$, and the peak location of f_χ is characterized by z_p . It is related to the pseudo-critical temperature T_{pc} as follows

$$T_{pc}(H) = T_c \frac{z_p}{z_0} H^{1/\beta\delta} + T_c, \quad (2.2)$$

where the non-universal parameter $z_0 = h_0^{1/\beta\delta}/t_0$ remains unchanged with the rescaling of the order parameter M [8]. With the parameter z_0 , the scaling variable z thus can be written as,

$$z = th^{-1/\beta\delta} = z_0 \frac{T - T_c}{T_c} H^{-1/\beta\delta}. \quad (2.3)$$

This indicates that a change of the scaling variable Δz is proportional to a change of temperature ΔT for a fixed quark mass.

In the chiral limit of two quark flavors the $N_f = 2$ QCD Lagrangian has a $SU_L(2) \times SU_R(2)$ chiral symmetry which is isomorphic to $O(4)$. If the physical point is above the tri-critical point, $m_s^{\text{phy}} > m_s^{\text{tri}}$, for the case of $N_f = 2 + 1$ QCD in the chiral limit of the two light quarks with its strange quark mass fixed at the physical point, it is expected that the chiral phase transition belongs to the same universality class as 3-dimensional $O(4)$ symmetric spin models. The remnant chiral symmetry of the HISQ action on the lattice is isomorphic to $O(2)$ at nonzero lattice spacing. This symmetry gives rise to one rather than three massless Goldstone modes in the chiral limit. Since the critical exponents and scaling functions belonging to the $O(2)$ and $O(4)$ universality classes are similar, we hope to observe generic evidence for the $O(N)$ scaling from our lattice calculation using the HISQ action.

It may happen that the physical point is below the tri-critical point. We do not know the boundary of the chiral first order region for (2 + 1)-flavor QCD. The chiral first order phase transition is supposed to end at the second order phase transition line i.e. at the critical quark mass m_c . Here m_c is the critical quark mass (not to be confused with the charm quark mass). The breaking field $H = \frac{m_l}{m_s}$ is then replaced by $\frac{m_l}{m_s} - r_c$, where $r_c = \frac{m_c}{m_s}$. To determine the value of r_c we will need to perform a $Z(2)$ MEOS fit to the chiral order parameter M . A vanishing value of r_c within error thus suggests that $m_s^{\text{phy}} > m_s^{\text{tri}}$.

3. Lattice setup

We perform lattice simulations using Highly Improved Staggered Quarks and tree-level improved gauge action (HISQ/tree) on $N_\tau = 6$ lattices. The strange quark mass is chosen to its physical quark mass value m_s^{phy} , and five values of light quark masses are taken as $m_s^{\text{phy}}/20$, $m_s^{\text{phy}}/27$,

$m_s^{\text{phy}}/40$, $m_s^{\text{phy}}/60$, $m_s^{\text{phy}}/80$, whose corresponding lattice size, N_σ , are 24, 24, 32, 40, 32, respectively to ensure $m_\pi L \gtrsim 4$. For our lightest light quark $m_l = m_s^{\text{phy}}/80$, the simulations are also performed on $N_\sigma = 48$.

For each data set, we have generated about 1500 gauge field configurations separated by 10 trajectories. We used 1024 noise vectors on each gauge field configuration and constructed unbiased estimators for the various traces to compute the chiral condensate and its susceptibility.

4. Results

The main contribution of the divergent term is linear in the quark mass. To suppress the UV divergent, we study the subtracted chiral order parameter M and its susceptibility χ_M , they are expressed in units of T^4 to be dimensionless as follows

$$M = m_s \left(\langle \bar{\psi} \psi \rangle_l - \frac{2m_l}{m_s} \langle \bar{\psi} \psi \rangle_s \right) / T^4, \quad (4.1)$$

$$\chi_M \equiv \frac{\partial M}{\partial H} \equiv m_s^2 \chi_{l,\text{subtot}} / T^4, \quad \chi_{l,\text{subtot}} = \frac{\partial}{\partial m_l} \left(\langle \bar{\psi} \psi \rangle_l - \frac{2m_l}{m_s} \langle \bar{\psi} \psi \rangle_s \right). \quad (4.2)$$

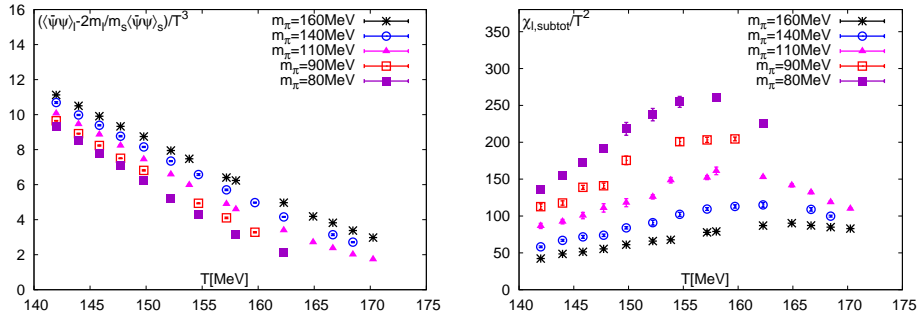


Figure 2: Quark mass and temperature dependences of the subtracted chiral condensates (left) and their susceptibilities (right).

As shown in Fig. 2, the subtracted chiral condensates decrease with decreasing m_π at a fixed value of the temperature, and also decrease with increasing temperature at a fixed pion mass m_π . For their susceptibilities $\chi_{l,\text{subtot}}$, the positions of the peaks move to lower temperatures with decreasing light quark mass, which is consistent with Eq. (2.2). The height of the peak increases at smaller light quarks which suggests that the system approaches to a phase transition in the chiral limit.

We also study the temperature and quark mass dependences of the connected and disconnected parts of the chiral susceptibility,

$$\chi_{l,\text{dis}} = \frac{1}{4N_\sigma^3 N_\tau} \left[\langle (\text{Tr} M_l^{-1})^2 \rangle - \langle \text{Tr} M_l^{-1} \rangle^2 \right], \quad \chi_{l,\text{con}} = -\frac{1}{2} \text{Tr} \sum_x \langle M_l^{-1}(x,0) M_l^{-1}(0,x) \rangle. \quad (4.3)$$

As seen from the left plot of Fig. 3, the disconnected susceptibility is roughly proportional to $m_l^{1/\delta-1}$ in the temperature range $140 \text{ MeV} < T < 150 \text{ MeV}$. While the connected susceptibility is

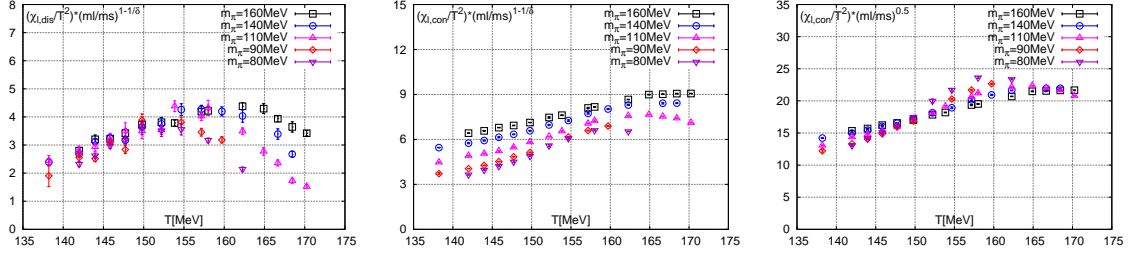


Figure 3: The disconnected part of the chiral susceptibility multiplied by $(m_l/m_s)^{1-1/\delta}$ (left). The connected part of chiral susceptibility multiplied by $(m_l/m_s)^{1-1/\delta}$ (middle) and $(m_l/m_s)^{0.5}$ (right). Here $\delta = 4.780$ is a critical exponent belonging to the O(2) universality class.

approximately proportional to $m_l^{-0.5}$ in the whole temperature range. The disconnected susceptibility is the fluctuation of the chiral condensate and corresponds to fluctuations of the order parameter in the O(N) spin models. Thus it is expected to have a large contribution to the critical behaviour of the QCD system. However, this is not the case for the connected susceptibility. The connected susceptibility with large light quark mass is responsible for additional scaling violations other than the scaling function f_χ . This may explain the scaling violation which appeared in the f_χ in our previous study [1]. Note that the connected susceptibility scaled by the dominant singularity $(m_l/m_s)^{1-1/\delta}$ significantly decreases with quark mass in the whole temperature window as seen in the middle plot of Fig. 3. Since $1 - 1/\delta$ is larger than 0.5, $\chi_{l,con}/H^{1/\delta-1}$ has a positive quark mass power, it vanishes in the chiral limit and then has no contribution to the singular behaviour of the chiral phase transition.

In the following we will focus on the scaling analysis of the chiral order parameter M . We present a MEOS fit according to Eq. (2.1) to the subtracted chiral condensate in a temperature range $140 \text{ MeV} < T < 150 \text{ MeV}$ and with the $m_\pi = 80, 90 \text{ MeV}$ data sets only. To check the scaling window in the T direction, we then use the obtained fit parameters (t_0, h_0, T_c) to replot the data sets in the *whole* temperature range $140 \text{ MeV} < T < 162 \text{ MeV}$. Note that for our two lightest quarks, the temperature range is $140 \text{ MeV} < T < 162 \text{ MeV}$. As seen from the left plot of Fig. 4, the MEOS provides a good description of the subtracted chiral condensates in the whole temperature range for $m_\pi = 80, 90 \text{ MeV}$ data sets. This good description suggests that the regular contribution to the chiral condensate is negligible for our two lightest quarks in the high temperature range. We found that the T_c obtained from a MEOS fit to M in the whole temperature window $140 \text{ MeV} < T < 162 \text{ MeV}$ is about 0.5 MeV larger than a MEOS fit in the temperature range $140 \text{ MeV} < T < 150 \text{ MeV}$.

It has been found in Ref. [9] that the scaling window in the case of HISQ action shrinks compared to the p4fat3 action on $N_\tau = 4$ lattices [8]. To study the scaling behaviour in a pion mass window $80 \text{ MeV} < m_\pi < 160 \text{ MeV}$ in a temperature range $140 \text{ MeV} < T < 150 \text{ MeV}$, it was sufficient to use a fit ansatz $f_{\text{reg}} = (a_0 + a_1 \frac{T-T_c}{T_c}) \frac{m_l}{m_s}$ to describe the chiral condensates via the O(2) MEOS fit to M [1][9]. As can be seen from the middle plot of Fig. 4, the deviation of the data points from the scaling curve in the high temperature region $150 \text{ MeV} < T < 170 \text{ MeV}$ suggests that a higher order term in temperature is needed. We thus perform a fit to the chiral condensate in

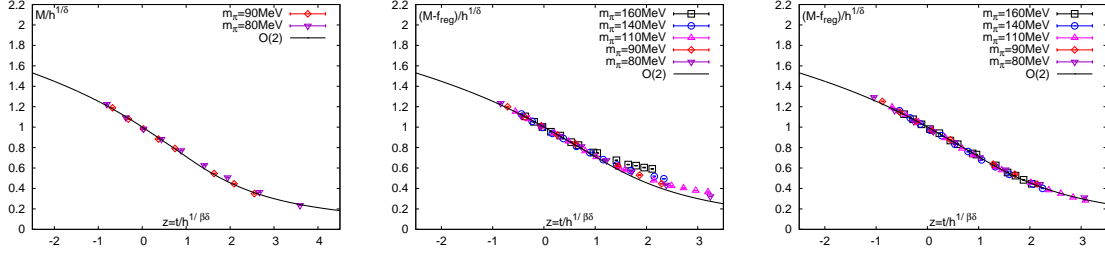


Figure 4: Left: We perform a MEOS fit to M using $m_l = m_s/80$ and $m_l = m_s/60$ data sets without a regular part in a temperature range $140 \text{ MeV} < T < 150 \text{ MeV}$, and then we use the obtained parameters t_0 , h_0 , T_c to replot the data sets in the *whole* temperature range $140 \text{ MeV} < T < 162 \text{ MeV}$. Middle: We perform a MEOS fit to M using *all* the data sets in a temperature range $140 \text{ MeV} < T < 150 \text{ MeV}$ with a regular term $f_{\text{reg}} = (a_0 + a_1 \frac{T-T_c}{T_c}) \frac{m_l}{m_s}$, then we use the obtained parameters to replot *all* the data sets in the *whole* temperature range $140 \text{ MeV} < T < 170 \text{ MeV}$. Right: We perform a MEOS fit to M using *all* the data sets. The used regular term includes a higher order term in T as expressed in Eq. (4.4).

our whole temperature range with a regular part f_{reg} including a higher order term in T ,

$$f_{\text{reg}} = \left[a_0 + a_1 \frac{T-T_c}{T_c} + a_2 \left(\frac{T-T_c}{T_c} \right)^2 \right] \frac{m_l}{m_s}. \quad (4.4)$$

As seen from the right plot of Fig. 4, the fit ansatz seems to be sufficient to describe the chiral condensates and this allows a description of the scaling violation at nonzero values of quark masses in the whole temperature range via the O(2) MEOS fit to the chiral order parameter M .

The critical temperature obtained from the MEOS fit with a regular term to M in a temperature range $140 \text{ MeV} < T < 170 \text{ MeV}$ is generally 1 MeV larger than the fit in a temperature range $140 \text{ MeV} < T < 150 \text{ MeV}$. However, the obtained parameter z_0 agrees with each other within errors.

Although we have found that a good description of M can be provided through O(2) scaling analyses, we want to confirm that the physical point is above the tri-critical point from another perspective. If $m_s^{\text{phy}} < m_s^{\text{tri}}$, it is expected that the chiral phase transition belongs to the Z(2) universality class. We then perform a fit to the chiral condensate at our two lowest quark masses using Eq. (2.1) with the Z(2) scaling function and critical exponents. Note that the breaking field now is $H = \frac{m_l}{m_s} - r_c$. We also perform a Z(2) MEOS fit with a regular term as parameterized in Eq. (4.4) to the chiral condensate using all the data points. The most important non-universal parameter r_c determined from these scaling analyses turns out to be consistent with zero within errors, $r_c \lesssim 0.0001$, which corresponds to a bound on a possible critical value for the Goldstone pion mass, $m_\pi^{\text{crit}} \lesssim 10 \text{ MeV}$, this suggests that $m_s^{\text{tri}} < m_s^{\text{phy}}$.

5. Summary

We studied the chiral phase structure in $N_f = 2+1$ QCD in a larger temperature window $140 \text{ MeV} < T < 170 \text{ MeV}$ compared to our previous study [1]. The fit results suggested that the range of scaling variable z is linearly increasing with respect to the temperature range. We found that the value of T_c is not sensitive to the temperature region used in the MEOS analyses. Based on the O(2)

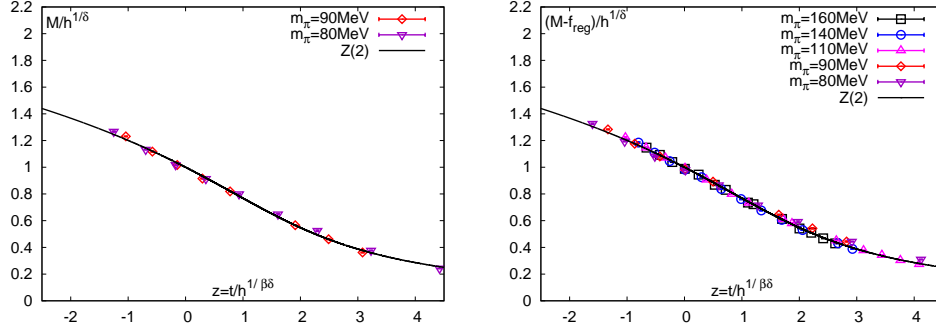


Figure 5: Left: MEOS fit to M using $m_l = m_s/80$ and $m_l = m_s/60$ data sets without a regular term in the temperature range $140 \text{ MeV} < T < 162 \text{ MeV}$. Right: MEOS fit to M using *all* the data sets with a regular term as expressed in Eq. (4.4) in the temperature range $140 \text{ MeV} < T < 170 \text{ MeV}$.

and $Z(2)$ universal scaling analyses on the subtracted chiral condensate, it suggests that $m_s^{\text{tri}} < m_s^{\text{phy}}$ and the system has a second order phase transition which, at non-zero values of the lattice spacing, belongs to the $O(2)$ universality class in the chiral limit of light quarks in $(2 + 1)$ -flavor QCD.

References

- [1] BIELEFELD-BNL-CCNU collaboration, H.-T. Ding and P. Hegde, *Chiral phase transition of $N_f=2+1$ and 3 QCD at vanishing baryon chemical potential*, *PoS LATTICE2015* (2016) 161, [1511.00553].
- [2] R. D. Pisarski and F. Wilczek, *Remarks on the chiral phase transition in chromodynamics*, *Phys. Rev. D* **29** (Jan, 1984) 338–341.
- [3] A. Bazavov et al., *The chiral and deconfinement aspects of the QCD transition*, *Phys. Rev. D* **85** (2012) 054503, [1111.1710].
- [4] Y. Aoki, G. Endrodi, Z. Fodor, S. D. Katz and K. K. Szabo, *The Order of the quantum chromodynamics transition predicted by the standard model of particle physics*, *Nature* **443** (2006) 675–678, [hep-lat/0611014].
- [5] H.-T. Ding, F. Karsch and S. Mukherjee, *Thermodynamics of strong-interaction matter from Lattice QCD*, *Int. J. Mod. Phys. E* **24** (2015) 1530007, [1504.05274].
- [6] C. Schmidt and S. Sharma, *The phase structure of QCD*, 1701.04707.
- [7] O. Philipsen and C. Pinke, *The $N_f = 2$ QCD chiral phase transition with Wilson fermions at zero and imaginary chemical potential*, *Phys. Rev. D* **93** (2016) 114507, [1602.06129].
- [8] S. Ejiri, F. Karsch, E. Laermann, C. Miao, S. Mukherjee, P. Petreczky et al., *On the magnetic equation of state in $(2+1)$ -flavor QCD*, *Phys. Rev. D* **80** (2009) 094505, [0909.5122].
- [9] H. T. Ding, A. Bazavov, F. Karsch, Y. Maezawa, S. Mukherjee and P. Petreczky, *Chiral phase transition of $N_f=2+1$ QCD with the HISQ action*, *PoS LATTICE2013* (2014) 157, [1312.0119].