

Y-Calculus: A Language for Real Matrices Derived from the ZX-Calculus

Emmanuel Jeandel

Simon Perdrix

Renaud Vilmart

LORIA, CNRS, Université de Lorraine, Inria, F 54000 Nancy, France

emmanuel.jeandel@loria.fr

simon.perdrix@loria.fr

renaud.vilmart@loria.fr

We introduce a ZX-like diagrammatic language devoted to manipulating real matrices – and rebits –, with its own set of axioms. We prove the necessity of some non trivial axioms of these. We show that some restriction of the language is complete. We exhibit two interpretations to and from the ZX-Calculus, thus showing the consistency between the two languages. Finally, we derive from our work a way to extract the real or imaginary part of a ZX-diagram, and prove that a restriction of our language is complete if the equivalent restriction of the ZX-calculus is complete.

1 Introduction

The ZX-Calculus, introduced by Coecke and Duncan [5], is a powerful formal tensor-language for quantum reasoning [6]. The ZX-calculus is based upon the axiomatisation of interacting observables (Pauli-X and Pauli-Z) together with rotations around X- and Z-axis. Both X- and Z-observables are real but X- and Z-rotations are not. This is a universal language for quantum mechanics: any complex $2^n \times 2^m$ -matrix can be represented. The ZX-calculus can be used to represent quantum circuits as well as measurement-based quantum computations [11, 8, 7]. The angle-free version of the ZX-calculus has been proved to be universal for real stabilizer quantum mechanics [12], a non universal fragment of quantum mechanics.

In this paper we introduce a ZX-like language for real matrices, called Y-calculus. The introduction of the Y-calculus has multiple motivations:

- (i) First, diagrammatic languages, like the ZX-calculus, are not necessarily devoted to quantum applications [3, 4], and dealing with real matrices might be more convenient than complex matrices.
- (ii) Moreover, real quantum mechanics is a sub-quantum theory of interests, from the very foundational questions to quantum information processing: the use of real rather than complex numbers in quantum mechanics is related to local tomography [14]; As a model of computation using real instead of complex numbers does not change its computational power [2, 19]. Moreover, real quantum computation is used e.g. for interactive proofs [18, 21] or to study contextuality [9].
- (iii) The axiomatisation of two interacting observables is the cornerstone of the ZX-calculus. These two observables correspond to the so-called two unbiased basis of rebits (real qubits). The ZX-calculus fails to capture in a simple way the third unbiased basis [17] which occurs only in the complex case. As a consequence, the angle-free ZX-calculus seems to be better suited for real quantum mechanics than complex quantum mechanics. We explore this line of research in the present paper by equipping the angle-free ZX-calculus with real rotations.

The Y-calculus is based on the same complementary observables (Pauli-X and Pauli-Z) as the ZX-calculus. To make it universal for real quantum mechanics we axiomatise the Y-rotations which are real rotations. Notice that Y-rotations have been axiomatised by Lang and Coecke [17], however they use

non-real matrices to represent Y-rotations, and they axiomatise Y-rotations together with the X- and Z-rotations, the interactions of the three rotations leading to a combinatorial explosion of the rules of the language which is avoided in the Y-calculus which only deals with Y-rotations.

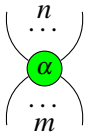
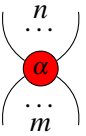





One of the main open question for tensor-like languages like the ZX-calculus is the completeness of the language. The language would be complete if, for any two diagrams that represent the same matrix, they could be transformed into one-another only using the transformation rules allowed by the language. The ZX-Calculus is not complete in general [24], but some of its fragments are. The π -fragment and the $\frac{\pi}{2}$ -fragment are both complete [12, 1]. The $\frac{\pi}{4}$ -fragment, unlike the π - and the $\frac{\pi}{2}$ -fragment, is *approximately universal* [23], meaning that any quantum evolution can be approximated with arbitrarily good precision with this fragment. Notice that a complete axiomatisation for the $\frac{\pi}{4}$ -fragment has been recently introduced [15].

In section 2, we present the ZX-Calculus and define the Y-Calculus. We give a set of rules to this language, and prove that two of its non-trivial axioms are not derivable from the others (section 3). We establish a link between the $\frac{\pi}{2}$ -fragment of the Y-Calculus and the π -fragment of the ZX-Calculus, and thanks to the completeness of the latter, we prove the $\frac{\pi}{2}$ -fragment of the Y-Calculus is complete (section 4). We finally exhibit an interpretation from the Y-Calculus to the ZX-Calculus (section 5), which shows the consistency of the two languages, and another interpretation from the ZX-Calculus to the Y-Calculus which show they have the same power: ZX-calculus is complete if and only if Y-calculus is complete.

2 ZX and Y-Calculi

2.1 ZX-Calculus

A ZX-diagram $D : k \rightarrow l$ is an open diagram with k inputs and l outputs and is generated by:

$R_Z^{(n,m)}(\alpha) : n \rightarrow m$		$R_X^{(n,m)}(\alpha) : n \rightarrow m$	
$H : 1 \rightarrow 1$		$e : 0 \rightarrow 0$	
$\mathbb{I} : 1 \rightarrow 1$		$\sigma : 2 \rightarrow 2$	
$\varepsilon : 2 \rightarrow 0$		$\eta : 0 \rightarrow 2$	

where $n, m \in \mathbb{N}$ and $\alpha \in \mathbb{R}$

and the two compositions:

- **Spatial Composition:** for any $D_1 : a \rightarrow b$ and $D_2 : c \rightarrow d$, $D_1 \otimes D_2 : a + c \rightarrow b + d$ consists in placing D_1 and D_2 side by side, D_2 on the right of D_1 .
- **Sequential Composition:** for any $D_1 : a \rightarrow b$ and $D_2 : b \rightarrow c$, $D_2 \circ D_1 : a \rightarrow c$ consists in placing D_1 on the top of D_2 , connecting the outputs of D_1 to the inputs of D_2 .

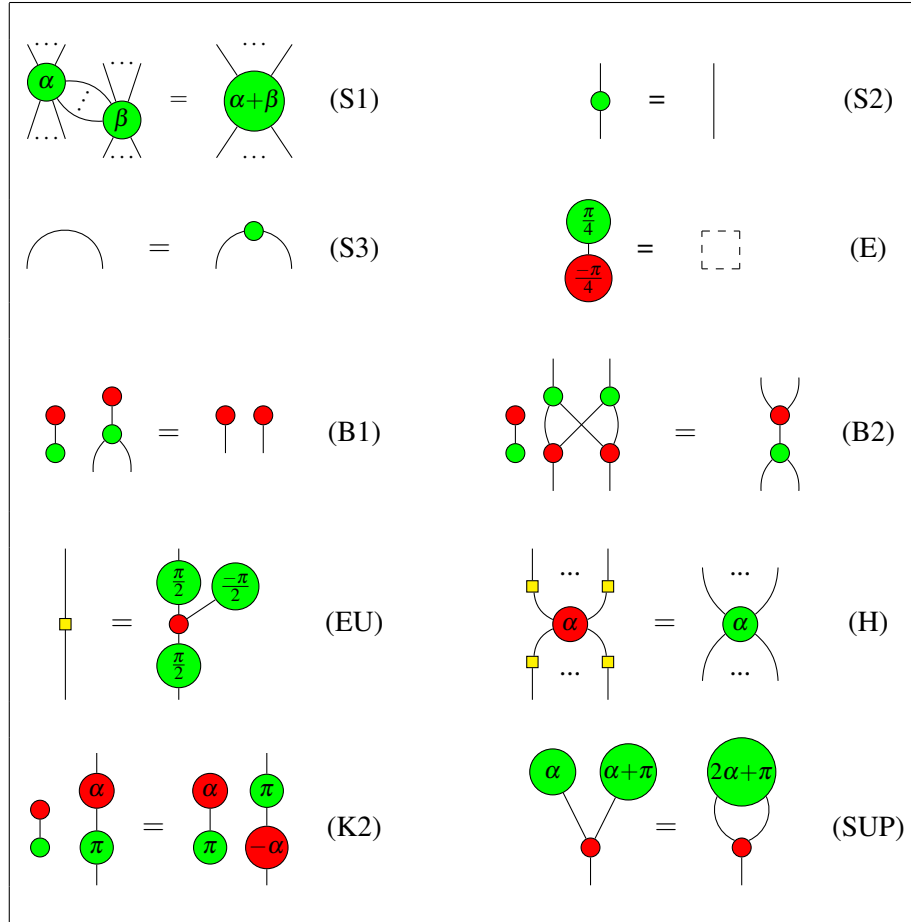


Figure 1: Set of rules for the ZX-calculus [22] with scalars. All of these rules also hold when flipped upside-down, or with the colours red and green swapped. The right-hand side of (IV) is an empty diagram. (\dots) denote zero or more wires, while $(\cdot \cdot)$ denote one or more wires.

The standard interpretation of the ZX-diagrams associates with any diagram $D : n \rightarrow m$ a linear map $\llbracket D \rrbracket : \mathbb{C}^{2^n} \rightarrow \mathbb{C}^{2^m}$ inductively defined as follows:

$$\llbracket D_1 \otimes D_2 \rrbracket := \llbracket D_1 \rrbracket \otimes \llbracket D_2 \rrbracket \quad \llbracket D_2 \circ D_1 \rrbracket := \llbracket D_2 \rrbracket \circ \llbracket D_1 \rrbracket \quad \llbracket \square \rrbracket := (1) \quad \llbracket | \rrbracket := \begin{pmatrix} 1 & 0 \\ 0 & 1 \end{pmatrix}$$

$$\llbracket \begin{array}{c} | \\ \square \\ | \end{array} \rrbracket := \frac{1}{\sqrt{2}} \begin{pmatrix} 1 & 1 \\ 1 & -1 \end{pmatrix} \quad \llbracket \begin{array}{c} \diagdown \\ \diagup \end{array} \rrbracket := \begin{pmatrix} 1 & 0 & 0 & 0 \\ 0 & 0 & 1 & 0 \\ 0 & 1 & 0 & 0 \\ 0 & 0 & 0 & 1 \end{pmatrix} \quad \llbracket \begin{array}{c} \cup \\ \cap \end{array} \rrbracket := (1 \ 0 \ 0 \ 1) \quad \llbracket \begin{array}{c} \cap \\ \cup \end{array} \rrbracket := \begin{pmatrix} 1 \\ 0 \\ 0 \\ 1 \end{pmatrix}$$

$$\llbracket \alpha \rrbracket := (1 + e^{i\alpha}) \quad \left[\begin{array}{c} n \\ \dots \\ \alpha \\ \dots \\ m \end{array} \right] := 2^m \overbrace{\begin{pmatrix} 1 & 0 & \dots & 0 & 0 \\ 0 & 0 & \dots & 0 & 0 \\ \vdots & \vdots & \ddots & \vdots & \vdots \\ 0 & 0 & \dots & 0 & 0 \\ 0 & 0 & \dots & 0 & e^{i\alpha} \end{pmatrix}}^{2^n} \quad \begin{matrix} (n+m > 0) \\ \alpha \in \mathbb{R} \end{matrix}$$

For any $n, m \geq 0$ and $\alpha \in \mathbb{R}$,

$$\left[\begin{array}{c} n \\ \dots \\ \alpha \\ \dots \\ m \end{array} \right] = \left[\begin{array}{c} n \\ \dots \\ \alpha \\ \dots \\ m \end{array} \right] \otimes^m \circ \left[\begin{array}{c} n \\ \dots \\ \alpha \\ \dots \\ m \end{array} \right] \otimes^n$$

(where $M^{\otimes 0} = (1)$ and $M^{\otimes k} = M \otimes M^{\otimes k-1}$ for any $k \in \mathbb{N}^*$)

The transformation rules of the ZX-calculus are expressed in the figure 1, [16]. Notice that the rule (E) requires the angles $\pm\pi/4$. When a restriction of the language that does not include the angles $\pm\pi/4$ is considered, the rule (E) is to be replaced by (ZO) and (IV):

$$\begin{array}{c} \bullet \\ \bullet \\ \bullet \\ \bullet \end{array} = \square \quad \text{(IV)} \qquad \begin{array}{c} \bullet \\ \pi \\ \bullet \end{array} = \begin{array}{c} \bullet \\ \pi \\ \bullet \\ \bullet \end{array} \quad \text{(ZO)}$$

2.2 Y-Calculus

A Y-diagram $D : k \rightarrow l$ is an open diagram with k inputs and l outputs and is generated by:

$R_Z^{(n,m)} : n \rightarrow m$		$R_X^{(n,m)} : n \rightarrow m$	
$R_Y(\alpha) : 1 \rightarrow 1$		$e : 0 \rightarrow 0$	
$\mathbb{I} : 1 \rightarrow 1$		$\sigma : 2 \rightarrow 2$	
$\varepsilon : 2 \rightarrow 0$		$\eta : 0 \rightarrow 2$	

where $n, m \in \mathbb{N}$ and $\alpha \in \mathbb{R}$

- Spatial Composition: for any $D_1 : a \rightarrow b$ and $D_2 : c \rightarrow d$, $D_1 \otimes D_2 : a+c \rightarrow b+d$ consists in placing D_1 and D_2 side by side, D_2 on the right of D_1 .
- Sequential Composition: for any $D_1 : a \rightarrow b$ and $D_2 : b \rightarrow c$, $D_2 \circ D_1 : a \rightarrow c$ consists in placing D_1 on the top of D_2 , connecting the outputs of D_1 to the inputs of D_2 .

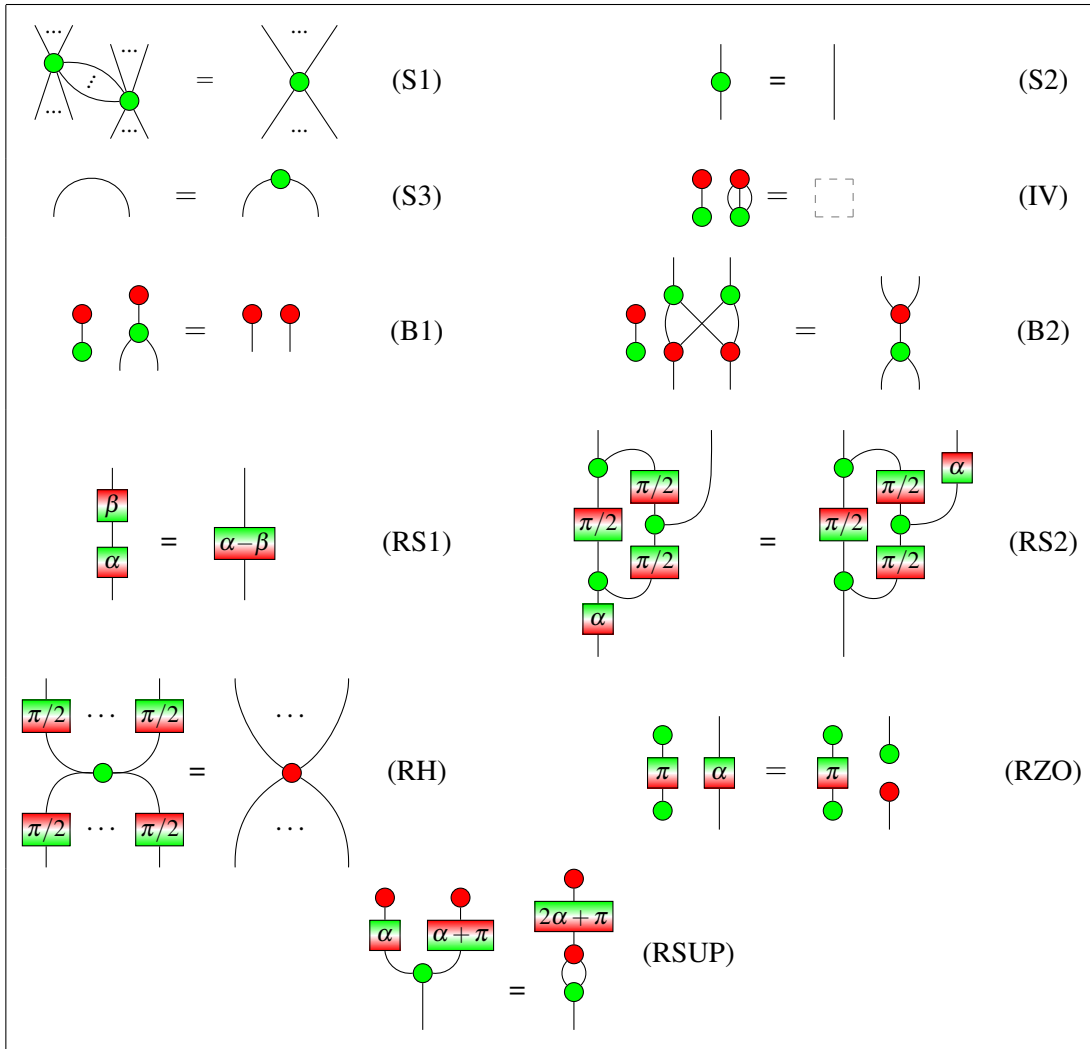


Figure 2: Rules for the **Y-Calculus** with scalars. All of these rules also hold when flipped upside-down, or with the colours red and green swapped and the real-boxes flipped. The right-hand side of (IV) is an empty diagram. (\dots) denote zero or more wires, while $(\cdot\cdot)$ denote one or more wires.

The standard interpretation of the Y-diagrams associates any diagram $D : n \rightarrow m$ with a linear map $\llbracket D \rrbracket : \mathbb{R}^{2^n} \rightarrow \mathbb{R}^{2^m}$ inductively defined as follows:

$$\begin{aligned}
 \llbracket D_1 \otimes D_2 \rrbracket &:= \llbracket D_1 \rrbracket \otimes \llbracket D_2 \rrbracket & \llbracket \square \rrbracket &:= (1) & \llbracket \parallel \rrbracket &:= \begin{pmatrix} 1 & 0 \\ 0 & 1 \end{pmatrix} & \llbracket \bowtie \rrbracket &:= \begin{pmatrix} 1 & 0 & 0 & 0 \\ 0 & 0 & 1 & 0 \\ 0 & 1 & 0 & 0 \\ 0 & 0 & 0 & 1 \end{pmatrix} \\
 \llbracket D_2 \circ D_1 \rrbracket &:= \llbracket D_2 \rrbracket \circ \llbracket D_1 \rrbracket & & & & & & \\
 \llbracket \begin{array}{c} \square \\ \alpha \end{array} \rrbracket &:= \begin{pmatrix} \cos(\alpha/2) & -\sin(\alpha/2) \\ \sin(\alpha/2) & \cos(\alpha/2) \end{pmatrix} & \llbracket \cup \rrbracket &:= (1 \ 0 \ 0 \ 1) & \llbracket \cap \rrbracket &:= \begin{pmatrix} 1 \\ 0 \\ 0 \\ 1 \end{pmatrix}
 \end{aligned}$$

$$\llbracket \bullet \rrbracket := (2) \quad \left[\begin{array}{c} n \\ \vdots \\ \bullet \\ \vdots \\ m \end{array} \right] := 2^m \overbrace{\left(\begin{array}{cccc} 1 & 0 & \cdots & 0 & 0 \\ 0 & 0 & \cdots & 0 & 0 \\ \vdots & \vdots & \ddots & \vdots & \vdots \\ 0 & 0 & \cdots & 0 & 0 \\ 0 & 0 & \cdots & 0 & 1 \end{array} \right)}^{2^n}$$

If $H = \frac{1}{\sqrt{2}} \begin{pmatrix} 1 & 1 \\ 1 & -1 \end{pmatrix}$, for any $a, b \geq 0$, $\llbracket R_X^{(a,b)} \rrbracket = H^{\otimes b} \circ \llbracket R_Z^{(a,b)} \rrbracket \circ H^{\otimes a}$
 (where $M^{\otimes 0} = (1)$ and $M^{\otimes k} = M \otimes M^{\otimes k-1}$ for any $k \in \mathbb{N}^*$).

We define a set of basic transformations of Y-diagrams that preserve the matrices they represent. These axioms are expressed in figure 2, where the upside-down box is defined as:

$$\begin{array}{c} \alpha \\ \downarrow \end{array} := \begin{array}{c} \downarrow \\ \alpha \end{array}$$

2.3 In both calculi

Only Topology matters is a paradigm – provable in both the ZX-Calculus and the Y-Calculus– stating that one can bend or stretch the wires at will.

Example.

$$\begin{array}{c} \text{wavy wire} \end{array} = \begin{array}{c} | \end{array} = \begin{array}{c} \text{bent wire} \end{array} \quad \begin{array}{c} \text{crossing} \end{array} = \begin{array}{c} | | \end{array} \quad \begin{array}{c} \text{loop} \end{array} = \begin{array}{c} \cap \end{array} \quad \begin{array}{c} \text{figure-eight} \end{array} = \begin{array}{c} \cup \end{array}$$

Therefore, two vertices connected by an horizontal wire have meaning.

Theorem 1. *All the equalities in Figures 1 and 2 are sound, i.e. for $L \in \{ZX; Y\}$*

$$(L \vdash D_1 = D_2) \quad \Rightarrow \quad (\llbracket D_1 \rrbracket = \llbracket D_2 \rrbracket)$$

When we can show that a diagram D_1 is equal to another one, D_2 , using a succession of equalities of the set of rules $L \in \{ZX; Y\}$, we write $L \vdash D_1 = D_2$. Given that the rules are sound, this implies that $\llbracket D_1 \rrbracket = \llbracket D_2 \rrbracket$. The rules can obviously be applied to any subdiagram, meaning, for any diagram D :

$$(L \vdash D_1 = D_2) \quad \Rightarrow \quad \left\{ \begin{array}{l} (L \vdash D_1 \circ D = D_2 \circ D) \quad \wedge \quad (L \vdash D \circ D_1 = D \circ D_2) \\ (L \vdash D_1 \otimes D = D_2 \otimes D) \quad \wedge \quad (L \vdash D \otimes D_1 = D \otimes D_2) \end{array} \right.$$

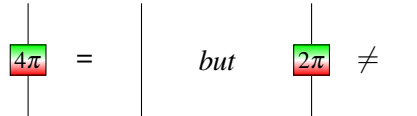
2.4 Discussion on the “real boxes”

Directedness: The real boxes represent real rotations. Unlike complex rotations – such as the ones induced by the green and red dots –, their corresponding matrices cannot be symmetrical. Indeed, a real symmetrical matrix is diagonalisable, and rotation matrices are orthogonal. However the only real

diagonal and orthogonal matrices have diagonal coefficients in $\{-1; 1\}$, hence, representing a rotation of angle α with a real symmetrical matrix would be impossible.

4 π -periodicity: Textbook definitions of quantum mechanics rotation operators are often 4π -periodical – see for instance Nielsen and Chuang’s [20]: given an operator A s.t. $A^2 = I$ one can define the rotation $R_A(\alpha) = \cos(\frac{\alpha}{2})I - i \sin(\frac{\alpha}{2})A$ which satisfies $R_A(2\pi) = -1$. The interpretation of this non 2π -periodicity is known as the orientation entanglement [13]. Real rotations of the Y-calculus correspond to the case $A = Y = \begin{pmatrix} 0 & -i \\ i & 0 \end{pmatrix}$. In the ZX-Calculus, rotations have been made 2π -periodical [5] by considering the operator $e^{i\frac{\alpha}{2}}R_A(\alpha)$ instead of $R_A(\alpha)$. However, one cannot do the same with real rotations.

Proposition 2 (4π -periodicity). *The real boxes are 4π -periodical:*

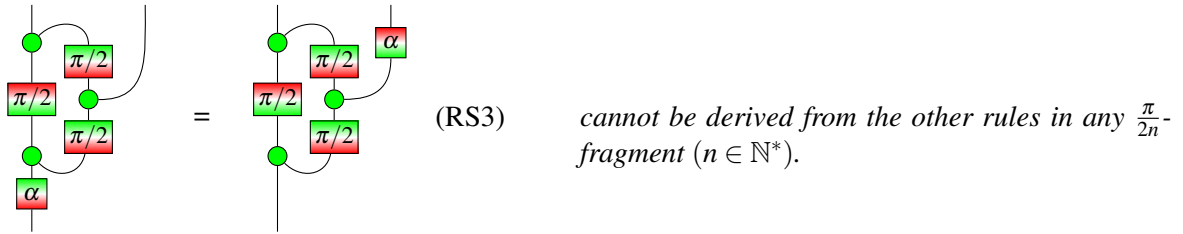


Proof. In appendix at page 42. □

3 Minimality

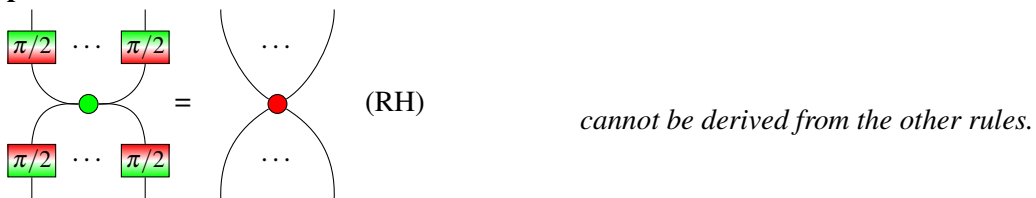
In this section, we prove the necessity of some rules of the Y-Calculus i.e. we show that some of its axioms are not deducible from the others. A rule (R) is necessary when $Y \setminus \{(R)\} \not\models (R)$.

Proposition 3.



Proof. In appendix at page 45. □

Proposition 4.



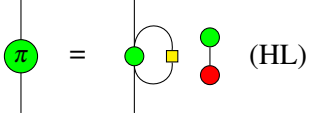
Proof. In appendix at page 47. □

4 Completeness of the $\frac{\pi}{2}$ -fragment

The $\frac{\pi}{2}$ -fragment of the ZX-Calculus has been proven to be complete [1]. We can prove the same result with the Y-Calculus, though it only makes use of the completeness of the π -fragment of the ZX-Calculus (ZX_r) [12], defined as:

Definition 5. The ZX_r -diagrams are generated in the same way as ZX -diagrams, but with angles in $\{0, \pi\}$. Its set of rules is defined as:

$$ZX_r = \{(ZO), (IV), (HL)\} \cup ZX \setminus \{(E), (SUP), (EU), (K2)\}$$

with  (HL)

Theorem 6. The $\frac{\pi}{2}$ -fragment of the Y-Calculus ($Y_{\frac{\pi}{2}}$) is complete.

Proof. The idea of the proof is to show that $Y_{\frac{\pi}{2}}$ and the real stabiliser ZX -Calculus (ZX_r) [12] deal with the same matrices and have the same expressivity.

To do so, we define the interpretations:

$$\left[\cdot \right]^{Y_{\frac{\pi}{2}} \rightarrow ZX_r} : \left\{ \begin{array}{l} D_1 \circ D_2 \mapsto \left[D_1 \right]^{Y_{\frac{\pi}{2}} \rightarrow ZX_r} \circ \left[D_2 \right]^{Y_{\frac{\pi}{2}} \rightarrow ZX_r} \\ D_1 \otimes D_2 \mapsto \left[D_1 \right]^{Y_{\frac{\pi}{2}} \rightarrow ZX_r} \otimes \left[D_2 \right]^{Y_{\frac{\pi}{2}} \rightarrow ZX_r} \\ \left[k \frac{\pi}{2} \right] \mapsto \left(\begin{array}{c} \text{green circle } \pi \\ \text{yellow square} \end{array} \right)^{\circ k} \\ \left[k \frac{\pi}{2} \right] \mapsto \left(\begin{array}{c} \text{yellow square} \\ \text{green circle } \pi \end{array} \right)^{\circ k} \\ Id \text{ otherwise} \end{array} \right. \quad \left[\cdot \right]^{ZX_r \rightarrow Y_{\frac{\pi}{2}}} : \left\{ \begin{array}{l} D_1 \circ D_2 \mapsto \left[D_1 \right]^{ZX_r \rightarrow Y_{\frac{\pi}{2}}} \circ \left[D_2 \right]^{ZX_r \rightarrow Y_{\frac{\pi}{2}}} \\ D_1 \otimes D_2 \mapsto \left[D_1 \right]^{ZX_r \rightarrow Y_{\frac{\pi}{2}}} \otimes \left[D_2 \right]^{ZX_r \rightarrow Y_{\frac{\pi}{2}}} \\ \begin{array}{c} \text{green circle } \pi \\ \text{red circle } \pi \end{array} \mapsto \begin{array}{c} \text{green circle } \pi \\ \text{red circle } \pi \end{array} \\ \text{yellow square} \mapsto \begin{array}{c} \text{green circle } \pi \\ \text{red circle } \pi \end{array} \\ Id \text{ otherwise} \end{array} \right.$$

for $k \geq 0$ with $D^{o0} = \mathbb{I}$ and $D^{ol} = D^{o(l-1)} \circ D$ for $l \geq 2$.

It is important to notice that the rule (RSUP) is not an axiom of the language $Y_{\frac{\pi}{2}}$. Indeed, (RSUP) can be derived from the other rules whenever α is a multiple of $\frac{\pi}{2}$.

The two interpretations both preserve the equalities of the sets of rules of respectively $Y_{\frac{\pi}{2}}$ and ZX_r – see details at page 48. One can easily show that they also preserve the semantics:

$$\left[\left[\cdot \right]^{Y_{\frac{\pi}{2}} \rightarrow ZX_r} \right] = \left[\cdot \right] = \left[\left[\cdot \right]^{ZX_r \rightarrow Y_{\frac{\pi}{2}}} \right]$$

Moreover, for any $Y_{\frac{\pi}{2}}$ -diagram D : $Y_{\frac{\pi}{2}} \vdash D = \left[\left[D \right]^{Y_{\frac{\pi}{2}} \rightarrow ZX_r} \right]^{ZX_r \rightarrow Y_{\frac{\pi}{2}}}$ – see details at page 50.

Now, let D_1 and D_2 be two $Y_{\frac{\pi}{2}}$ -diagrams such that $\left[D_1 \right] = \left[D_2 \right]$. The two interpretations preserve the semantics, so: $\left[\left[D_1 \right]^{Y_{\frac{\pi}{2}} \rightarrow ZX_r} \right] = \left[\left[D_2 \right]^{Y_{\frac{\pi}{2}} \rightarrow ZX_r} \right]$.

Since ZX_r is complete [12], $ZX_r \vdash \left[D_1 \right]^{Y_{\frac{\pi}{2}} \rightarrow ZX_r} = \left[D_2 \right]^{Y_{\frac{\pi}{2}} \rightarrow ZX_r}$.

Moreover, $Y_{\frac{\pi}{2}}$ proves all the equalities of the ZX_r , so:

$$Y_{\frac{\pi}{2}} \vdash \left[\left[D_1 \right]^{Y_{\frac{\pi}{2}} \rightarrow ZX_r} \right]^{ZX_r \rightarrow Y_{\frac{\pi}{2}}} = \left[\left[D_2 \right]^{Y_{\frac{\pi}{2}} \rightarrow ZX_r} \right]^{ZX_r \rightarrow Y_{\frac{\pi}{2}}}$$

Finally, since $Y_{\frac{\pi}{2}}$ proves that the composition of the two interpretations is the identity,

$$Y_{\frac{\pi}{2}} \vdash D_1 = \left[\left[D_1 \right]^{Y_{\frac{\pi}{2}} \rightarrow ZX_r} \right]^{ZX_r \rightarrow Y_{\frac{\pi}{2}}} = \left[\left[D_2 \right]^{Y_{\frac{\pi}{2}} \rightarrow ZX_r} \right]^{ZX_r \rightarrow Y_{\frac{\pi}{2}}} = D_2$$

which proves the completeness of $Y_{\frac{\pi}{2}}$. \square

5 From Y-Calculus to ZX-Calculus and back

In this section we will explain how to transform diagrams of the Y-calculus into diagrams of the ZX-calculus in a manner that preserves the semantics – the diagrams represent the same matrices – and the proofs – if an equality of diagrams is provable in the Y-calculus, the equality of their images is provable in the ZX-calculus –, and we will provide a transformation in the reverse direction.

Transforming diagrams from the Y-calculus to the ZX-calculus is easy, as the real box is representable in the ZX-Calculus. Indeed, we can show that:

$$\left[\begin{array}{|c|} \hline \alpha \\ \hline \end{array} \right] = \begin{pmatrix} \cos(\alpha/2) & -\sin(\alpha/2) \\ \sin(\alpha/2) & \cos(\alpha/2) \end{pmatrix} = \begin{pmatrix} 1 & 0 \\ 0 & i \end{pmatrix} \begin{pmatrix} \cos(\alpha/2) & -i\sin(\alpha/2) \\ -i\sin(\alpha/2) & \cos(\alpha/2) \end{pmatrix} \begin{pmatrix} 1 & 0 \\ 0 & -i \end{pmatrix} = \left[\begin{array}{|c|} \hline \text{ZX-Diagram} \\ \hline \end{array} \right]$$

Hence:

$$\llbracket \cdot \rrbracket^{Y \rightarrow ZX} : \left\{ \begin{array}{l} D_1 \circ D_2 \mapsto \llbracket D_1 \rrbracket^{Y \rightarrow ZX} \circ \llbracket D_2 \rrbracket^{Y \rightarrow ZX} \\ D_1 \otimes D_2 \mapsto \llbracket D_1 \rrbracket^{Y \rightarrow ZX} \otimes \llbracket D_2 \rrbracket^{Y \rightarrow ZX} \\ \text{Id otherwise} \end{array} \right.$$

is an application from the Y-Calculus to the ZX-Calculus that preserves the semantics.

Proposition 7. *The interpretation $\llbracket \cdot \rrbracket^{Y \rightarrow ZX}$ preserves all the rules of the Y-Calculus, so:*

$$\forall D_1, D_2, \quad (Y \vdash D_1 = D_2) \quad \Rightarrow \quad (ZX \vdash \llbracket D_1 \rrbracket^{Y \rightarrow ZX} = \llbracket D_2 \rrbracket^{Y \rightarrow ZX})$$

Proof. In appendix at page 51 \square

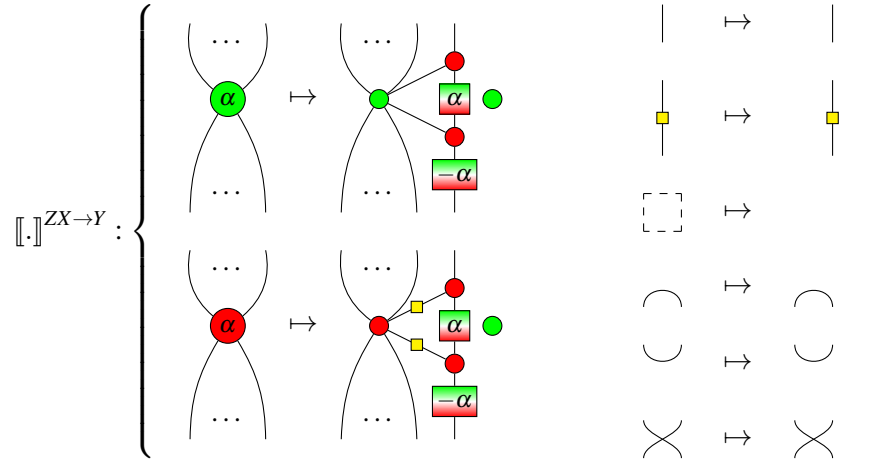
Note that if the diagram of the Y-calculus has angles in a fragment π/k then the corresponding diagram of the ZX-calculus has angles (actually scalars) in the fragment $\pi/2k$.

Going in the other direction is harder as, evidently, a matrix with complex coefficients is usually not a matrix with real coefficients. There is however a way to palliate the problem by converting a complex matrix of size $p \times p$ to a real matrix of size $2p \times 2p$, essentially using the following coding of complex numbers into 2×2 real matrices:

$$a + ib \mapsto \begin{pmatrix} a & b \\ -b & a \end{pmatrix}$$

Doing so essentially adds one wire to the diagram so that a diagram $n \rightarrow m$ will be transformed into a diagram $n + 1 \rightarrow m + 1$. This leads to difficulties in the handling of the spatial composition.

Specifically, the interpretation is as follows:



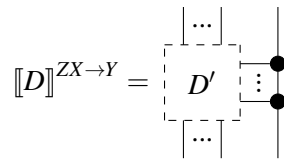
Sequential Composition: The interpretation is a morphism for \circ :

$$D_1 \circ D_2 \mapsto [[D_1]]^{ZX \rightarrow Y} \circ [[D_2]]^{ZX \rightarrow Y}$$

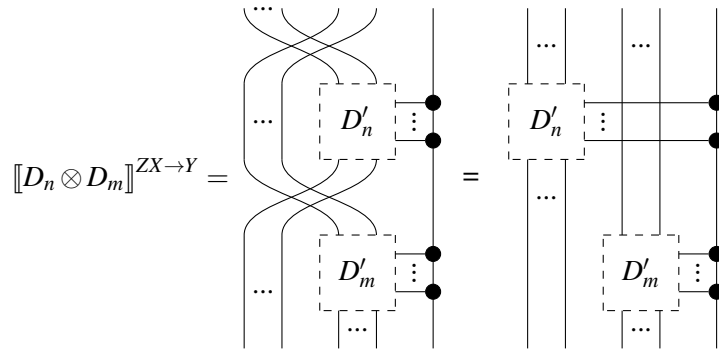
Spatial Composition: The interpretation changes the way two side by side diagrams are represented: $[[\cdot \otimes \cdot]]^{ZX \rightarrow Y} \neq [[\cdot]]^{ZX \rightarrow Y} \otimes [[\cdot]]^{ZX \rightarrow Y}$. Instead, the two interpreted diagrams share the last wire, called *control wire*. Given D_n a ZX-diagram with n inputs and n' outputs, and D_m a ZX-diagram with m inputs, the interpretation of D_n side-by-side with D_m is:

$$[[D_n \otimes D_m]]^{ZX \rightarrow Y} = \left(\mathbb{I}^{\otimes n'} \otimes [[D_m]]^{ZX \rightarrow Y} \right) \circ \left(\begin{array}{c} m \quad n' \\ \dots \quad \dots \\ \dots \quad \dots \end{array} \right) \circ \left(\mathbb{I}^{\otimes m} \otimes [[D_n]]^{ZX \rightarrow Y} \right) \circ \left(\begin{array}{c} n \quad m \\ \dots \quad \dots \\ \dots \quad \dots \end{array} \right)$$

Assuming the interpretation of D is written this way:



We can roughly see the spatial composition as:



Lemma 8. *All the subdiagrams generated by the interpretation can commute on the control wire.*

Proof. In appendix at page 51. □

Now with this result, we can show:

- $\llbracket (A_1 \otimes B_1) \circ (A_2 \otimes B_2) \rrbracket^{ZX \rightarrow Y} = \llbracket (A_1 \circ A_2) \otimes (B_1 \circ B_2) \rrbracket^{ZX \rightarrow Y}$ if the number of outputs of A_2 (resp. B_2) corresponds to the number of inputs of A_1 (resp. B_1)
- $\llbracket (D_1 \otimes D_2) \otimes D_3 \rrbracket^{ZX \rightarrow Y} = \llbracket D_1 \otimes (D_2 \otimes D_3) \rrbracket^{ZX \rightarrow Y}$
- $\llbracket e \otimes D \rrbracket^{ZX \rightarrow Y} = \llbracket D \otimes e \rrbracket^{ZX \rightarrow Y} = \llbracket D \rrbracket^{ZX \rightarrow Y}$
- $\llbracket (D_1 \otimes D_2) \circ \sigma \rrbracket^{ZX \rightarrow Y} = \llbracket \sigma \circ (D_2 \otimes D_1) \rrbracket^{ZX \rightarrow Y}$ for any 1-input/1-output diagrams D_1 and D_2
- Any topological property of the ZX-Calculus is preserved.

Proposition 9. *All the rules of the ZX-Calculus – see figure 1 – are preserved with the interpretation $\llbracket \cdot \rrbracket^{ZX \rightarrow Y}$:*

$$\forall D_1, D_2, \quad (ZX \vdash D_1 = D_2) \quad \Rightarrow \quad (Y \vdash \llbracket D_1 \rrbracket^{ZX \rightarrow Y} = \llbracket D_2 \rrbracket^{ZX \rightarrow Y})$$

Proof. In appendix at page 52. □

Proposition 10. *For any diagram D :*

$$\llbracket \llbracket D \rrbracket^{ZX \rightarrow Y} \rrbracket = \text{Re}(\llbracket D \rrbracket) \otimes I_2 + \text{Im}(\llbracket D \rrbracket) \otimes \begin{pmatrix} 0 & 1 \\ -1 & 0 \end{pmatrix}$$

Proof. In appendix at page 55 □

The two interpretations above show that the rules of the Y-calculus we give are the right ones: they are able to prove all rules of the ZX-calculus, and they are all provable in the ZX-calculus. We can make this more formal:

Proposition 11. *One can retrieve the initial diagram after the composition of both interpretations:*

$$\begin{aligned} \forall D \in Y, \quad Y \vdash \left(\dots \mid \begin{array}{c} \bullet \\ \downarrow \\ \bullet \end{array} \begin{array}{c} \bullet \\ \downarrow \\ \bullet \end{array} \right) \circ \llbracket \llbracket D \rrbracket^{Y \rightarrow ZX} \rrbracket^{ZX \rightarrow Y} \circ \left(\dots \mid \begin{array}{c} \bullet \\ \downarrow \\ \bullet \end{array} \begin{array}{c} \bullet \\ \downarrow \\ \bullet \end{array} \right) = D \\ \forall D \in ZX, \quad ZX \vdash \left(\dots \mid \begin{array}{c} \bullet \\ \downarrow \\ \bullet \end{array} \begin{array}{c} \bullet \\ \downarrow \\ \bullet \end{array} \right) \circ \llbracket \llbracket D \rrbracket^{ZX \rightarrow Y} \rrbracket^{Y \rightarrow ZX} \circ \left(\dots \mid \begin{array}{c} \bullet \\ \downarrow \\ \bullet \end{array} \begin{array}{c} \bullet \\ \downarrow \\ \bullet \end{array} \right) = D \end{aligned}$$

Proof. In appendix at page 56. □

Corollary 12. *If $ZX \vdash \llbracket \llbracket D_1 \rrbracket^{ZX \rightarrow Y} \rrbracket^{Y \rightarrow ZX} = \llbracket \llbracket D_2 \rrbracket^{ZX \rightarrow Y} \rrbracket^{Y \rightarrow ZX}$ then $ZX \vdash D_1 = D_2$.*

$$\text{If } Y \vdash \llbracket \llbracket D_1 \rrbracket^{Y \rightarrow ZX} \rrbracket^{ZX \rightarrow Y} = \llbracket \llbracket D_2 \rrbracket^{Y \rightarrow ZX} \rrbracket^{ZX \rightarrow Y} \text{ then } Y \vdash D_1 = D_2.$$

As a consequence:

Theorem 13. *The ZX-Calculus is complete if and only if the Y-Calculus is complete.*

Proof. Suppose that the ZX-Calculus is complete. Let D_1, D_2 be two diagrams of the Y-Calculus s.t. $\llbracket D_1 \rrbracket = \llbracket D_2 \rrbracket$. As the interpretation $\llbracket \cdot \rrbracket^{Y \rightarrow ZX}$ preserves semantics, $\llbracket \llbracket D_1 \rrbracket^{Y \rightarrow ZX} \rrbracket = \llbracket \llbracket D_2 \rrbracket^{Y \rightarrow ZX} \rrbracket$. As the ZX-Calculus is complete, $ZX \vdash \llbracket D_1 \rrbracket^{Y \rightarrow ZX} = \llbracket D_2 \rrbracket^{Y \rightarrow ZX}$. As the transformation preserves provability, $Y \vdash \llbracket \llbracket D_1 \rrbracket^{Y \rightarrow ZX} \rrbracket^{ZX \rightarrow Y} = \llbracket \llbracket D_2 \rrbracket^{Y \rightarrow ZX} \rrbracket^{ZX \rightarrow Y}$. Hence $Y \vdash D_1 = D_2$ by the previous corollary. The other direction follows mutatis mutandis. \square

The result above is only true for the full ZX-Calculus with arbitrary angles: Starting from a diagram in the Y-Calculus with an angle α , the interpretation $\llbracket \cdot \rrbracket^{Y \rightarrow ZX}$ might introduce the angle $\alpha/2$. There is a way around this problem that we will explain in a subsequent paper.

To finish, we explain how the two interpretations also explain how to extract the real and imaginary parts of a ZX-diagram.

Corollary 14. *Let D be a ZX-diagram, and the interpretation $\llbracket \cdot \rrbracket^\natural$ be either $\llbracket \cdot \rrbracket^{ZX \rightarrow Y}$ or $\llbracket \llbracket \cdot \rrbracket^{ZX \rightarrow Y} \rrbracket^{Y \rightarrow ZX}$. Let us define $\text{Re}(D)$ and $\text{Im}(D)$ as follows:*

$$\begin{aligned} \text{Re}(D) &= \left(\left| \dots \right| \begin{array}{c} \bullet \\ \downarrow \\ \bullet \end{array} \begin{array}{c} \bullet \\ \downarrow \\ \bullet \end{array} \right) \circ \llbracket D \rrbracket^\natural \circ \left(\left| \dots \right| \begin{array}{c} \bullet \\ \downarrow \\ \bullet \end{array} \begin{array}{c} \bullet \\ \downarrow \\ \bullet \end{array} \right) \\ \text{Im}(D) &= \left(\left| \dots \right| \begin{array}{c} \bullet \\ \downarrow \\ \bullet \end{array} \begin{array}{c} \bullet \\ \downarrow \\ \bullet \end{array} \right) \circ \llbracket D \rrbracket^\natural \circ \left(\left| \dots \right| \begin{array}{c} \bullet \\ \downarrow \\ \bullet \end{array} \begin{array}{c} \bullet \\ \downarrow \\ \bullet \end{array} \right) \end{aligned}$$

Then $\llbracket \text{Re}(D) \rrbracket = \text{Re}(\llbracket D \rrbracket)$ and $\llbracket \text{Im}(D) \rrbracket = \text{Im}(\llbracket D \rrbracket)$

Proof. Let A and B be two real matrices such that $\llbracket D \rrbracket = A + iB$.

$$\begin{aligned} & \llbracket \left(\left| \dots \right| \begin{array}{c} \bullet \\ \downarrow \\ \bullet \end{array} \begin{array}{c} \bullet \\ \downarrow \\ \bullet \end{array} \right) \circ \llbracket D \rrbracket^{ZX \rightarrow Y} \circ \left(\left| \dots \right| \begin{array}{c} \bullet \\ \downarrow \\ \bullet \end{array} \begin{array}{c} \bullet \\ \downarrow \\ \bullet \end{array} \right) \rrbracket \\ &= (I \otimes \begin{pmatrix} 1 & 0 \\ 0 & 1 \end{pmatrix}) \circ \left(A \otimes I_2 + B \otimes \begin{pmatrix} 0 & 1 \\ -1 & 0 \end{pmatrix} \right) \circ \left(I \otimes \begin{pmatrix} 1 \\ 0 \end{pmatrix} \right) \\ &= A \otimes \left(\begin{pmatrix} 1 & 0 \\ 0 & 1 \end{pmatrix} I_2 \begin{pmatrix} 1 \\ 0 \end{pmatrix} \right) + B \otimes \left(\begin{pmatrix} 1 & 0 \\ 0 & 1 \end{pmatrix} \begin{pmatrix} 0 & 1 \\ -1 & 0 \end{pmatrix} \begin{pmatrix} 1 \\ 0 \end{pmatrix} \right) = A \end{aligned}$$

The proof is the same for the imaginary part, and for the other interpretation. \square

This corollary is very helpful to show results on universality:

Proposition 15. *The Y-Calculus is universal for real quantum transformations:*

$$\forall M \in \mathbb{R}^{2^n} \times \mathbb{R}^{2^m}, \exists D \in Y, \llbracket D \rrbracket = M$$

Proposition 16. $Y_{\pi/4}$, the fragment of Y-calculus that only uses angles multiples of $\pi/4$ is approximately universal.





References

- [1] Miriam Backens (2014): *The ZX-calculus is complete for stabilizer quantum mechanics*. *New Journal of Physics* 16(9), p. 093021, doi:10.1088/1367-2630/16/9/093021.

- [2] E. Bernstein & U. Vazirani (1993): *Quantum complexity theory*. In: *Proceedings of the twenty-fifth annual ACM symposium on Theory of computing*, ACM New York, NY, USA, pp. 11–20, doi:10.1145/167088.167097.
- [3] Filippo Bonchi, Paweł Sobociński & Fabio Zanasi (2014): *A Categorical Semantics of Signal Flow Graphs*, pp. 435–450. Springer Berlin Heidelberg, Berlin, Heidelberg, doi:10.1007/978-3-662-44584-6_30.
- [4] Stephen Clark, Bob Coecke & Mehrnoosh Sadrzadeh (2010): *Mathematical Foundations for a Compositional Distributional Model of Meaning*. *Lambek Festschrift, special issue of Linguistic Analysis*. Available at <https://arxiv.org/abs/1003.4394>
- [5] Bob Coecke & Ross Duncan (2011): *Interacting quantum observables: categorical algebra and diagrammatics*. *New Journal of Physics* 13(4), p. 043016, doi:10.1088/1367-2630/13/4/043016.
- [6] Bob Coecke & Aleks Kissinger (2017): *Picturing quantum processes*, doi:10.1017/9781316219317. Cambridge University Press.
- [7] Bob Coecke & Simon Perdrix (2012): *Environment and classical channels in categorical quantum mechanics*. *Logical Methods in Computer Science* Volume 8, Issue 4, doi:10.2168/LMCS-8(4:14)2012.
- [8] Bob Coecke, Simon Perdrix & Éric Oliver Paquette (2008): *Bases in Diagrammatic Quantum Protocols*. *Electronic Notes in Theoretical Computer Science* 218, pp. 131 – 152, doi:10.1016/j.entcs.2008.10.009. Proceedings of the 24th Conference on the Mathematical Foundations of Programming Semantics (MFPS XXIV).
- [9] Nicolas Delfosse, Philippe Allard Guerin, Jacob Bian & Robert Raussendorf (2015): *Wigner Function Negativity and Contextuality in Quantum Computation on Rebits*. *Phys. Rev. X* 5, p. 021003, doi:10.1103/PhysRevX.5.021003.
- [10] Ross Duncan & Simon Perdrix (2009): *Graphs States and the necessity of Euler Decomposition*. *Mathematical Theory and Computational Practice* 5635, pp. 167–177, doi:10.1007/978-3-642-03073-4.
- [11] Ross Duncan & Simon Perdrix (2010): *Rewriting measurement-based quantum computations with generalised flow*. *Lecture Notes in Computer Science* 6199, pp. 285–296, doi:10.1007/978-3-642-14162-1_24. Available at <http://personal.strath.ac.uk/ross.duncan/papers/gflow.pdf>.
- [12] Ross Duncan & Simon Perdrix (2013): *Pivoting makes the ZX-calculus complete for real stabilizers*. *Electronic Proceedings in Theoretical Computer Science*, doi:10.4204/EPTCS.171.5.
- [13] Richard P Feynman, Robert B Leighton, Matthew Sands & R Bruce Lindsay (1966): *The feynman lectures on physics, vol. 3: Quantum mechanics*.
- [14] Lucien Hardy & William K. Wootters (2012): *Limited Holism and Real-Vector-Space Quantum Theory*. *Foundations of Physics* 42(3), pp. 454–473, doi:10.1007/s10701-011-9616-6.
- [15] Emmanuel Jeandel, Simon Perdrix & Renaud Vilmart (2017): *A Complete Axiomatisation of the ZX-Calculus for Clifford+ T Quantum Mechanics*. *arXiv preprint arXiv:1705.11151*.
- [16] Emmanuel Jeandel, Simon Perdrix, Renaud Vilmart & Quanlong Wang (2017): *ZX-Calculus: Cyclotomic Supplemmentarity and Incompleteness for Clifford+T quantum mechanics*. In: *42nd International Symposium on Mathematical Foundations of Computer Science (MFCS 2017)*. Available at <https://hal.archives-ouvertes.fr/hal-01445707>.
- [17] Alex Lang & Bob Coecke (2011): *Trichromatic Open Digraphs for Understanding Qubits*. *Electronic Proceedings in Theoretical Computer Science* 95, pp. 193–209, doi:10.4204/EPTCS.95.14.
- [18] Matthew McKague (2013): *On the power quantum computation over real Hilbert spaces*. *International Journal of Quantum Information* 11(01), p. 1350001, doi:10.1142/S0219749913500019.
- [19] Mehdi Mhalla & Simon Perdrix (2013): *Graph States, Pivot Minor, and Universality of (X, Z)-measurements*. *International Journal of Unconventional Computing* 9(1-2), pp. 153–171.
- [20] Michael A. Nielsen & Isaac L. Chuang (2010): *Quantum Computation and Quantum Information: 10th Anniversary Edition*. Cambridge University Press, doi:10.1017/CBO9780511976667.

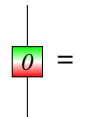
- [21] Simon Perdrix & Luc Sanselme (2017): *Determinism and Computational Power of Real Measurement-based Quantum Computation*. In: *21st International Symposium on Fundamentals of Computation Theory (FCT'17)*, doi:10.1007/978-3-662-55751-8_31.
- [22] Simon Perdrix & Quanlong Wang (2016): *Supplementarity is Necessary for Quantum Diagram Reasoning*. In: *41st International Symposium on Mathematical Foundations of Computer Science (MFCS 2016)*, *Leibniz International Proceedings in Informatics (LIPIcs)* 58, Krakow, Poland, pp. 76:1–76:14, doi:10.4230/LIPIcs.MFCS.2016.76.
- [23] Peter Selinger (2013): *Quantum circuits of T-depth one*. *Phys. Rev. A* 87, p. 042302, doi:10.1103/PhysRevA.87.042302.
- [24] Christian Schröder de Witt & Vladimir Zamdzhiev (2014): *The ZX-calculus is incomplete for quantum mechanics*. *Electronic Proceedings in Theoretical Computer Science*, doi:10.4204/EPTCS.172.20.

6 Appendix

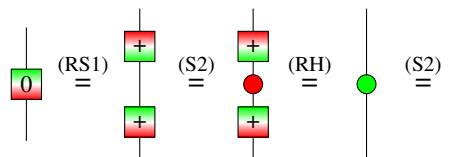
Notation: The boxes with $\pm \frac{\pi}{2}$ angles will be written  :=  and  :=  in order to simplify some lemmas and proofs.

6.1 Lemmas

Lemma 17. *A box with angle 0 is a mere wire.*

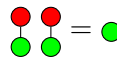


Proof. Using (RS1), (S2) and (RH):

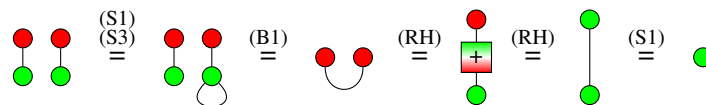


□

Lemma 18. *A node with no edge equals two “bicolor” scalars.*

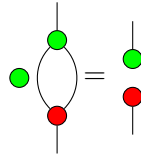


Proof. Using rules (S1), (S3), (B1), (RH):

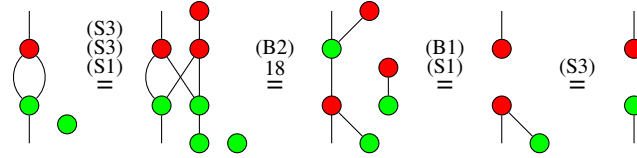


□

Lemma 19. *We have the Hopf Law:*

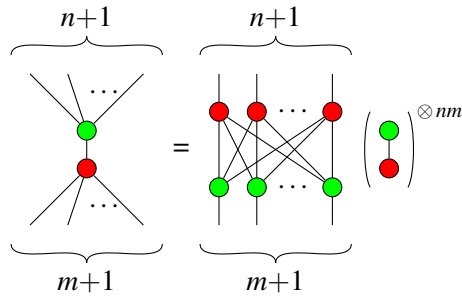


Proof. Using the rules (B1), (B2), (S3), (IV) and lemma 18:



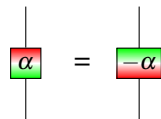
□

Lemma 20. *The rule (B2) has a generalised version, derivable from (B2) and (S1).*

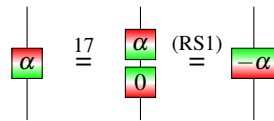


Remark. *Notice that Lemma 20 has been proved, up to the scalars in [10], and when $m = 1$ in [22].*

Lemma 21. *The upside-down box α is the upright box with angle $-\alpha$.*

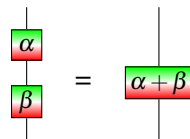


Proof. Using 17 and (RS1):



□

Lemma 22. *Two connected upright boxes merge with the sum of the two angles.*



Proof. Using lemma 21 and (RS1):

$$\begin{array}{c} \beta \\ \alpha \end{array} \stackrel{21}{=} \begin{array}{c} -\beta \\ \alpha \end{array} \stackrel{(RS1)}{=} \begin{array}{c} \alpha + \beta \end{array}$$

□

Lemma 23. *The two hanging π branches with inverted colors commute up to a scalar.*

Proof. Using (B2), (RH), (B1):

□

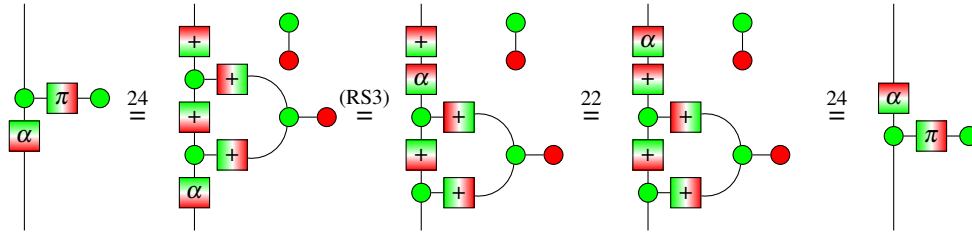
Lemma 24. *The π hanging branch can be decomposed, making a “ $\pi/2$ boxes triangle” appear.*

Proof. Using 17, (RS1), (S2), (S1), (RH), (B1):

□

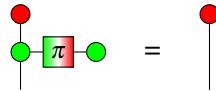
Lemma 25. *A π -branch can “cross” a real box, changing its orientation.*

Proof. Using 24, (RS2) and 22:

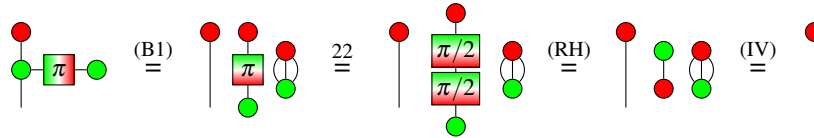


□

Lemma 26. A red state followed by a “green” π hanging branch is equal to the mere red state.

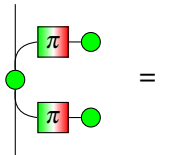


Proof. Using (B1), 22, (RH), and (IV):

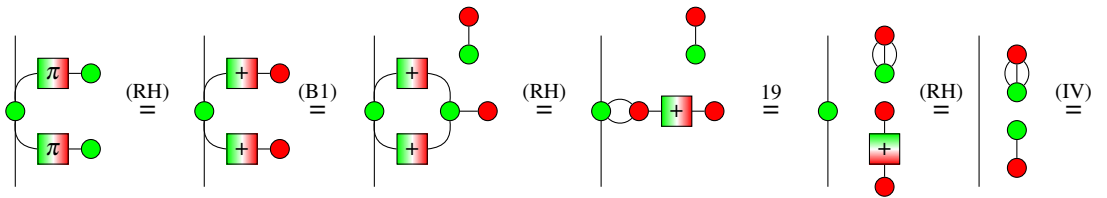


□

Lemma 27. Two hanging π branches of the same color give the identity.

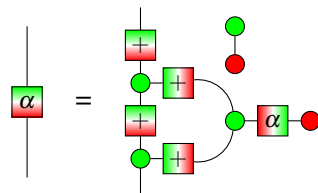


Proof. Using (RH), (B1), the Hopf law 19 and (IV):

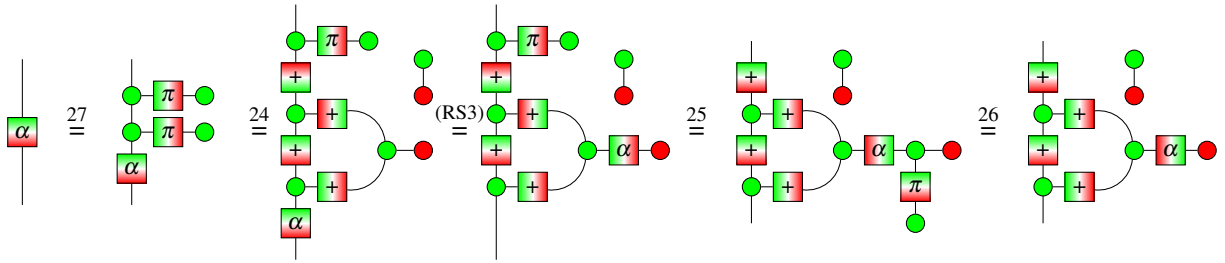


□

Lemma 28. Using the π -branch decomposition, we can separate a real box from its main wire.

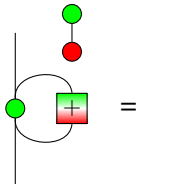


Proof. Using 27, 24, (RS2), 25, 26:

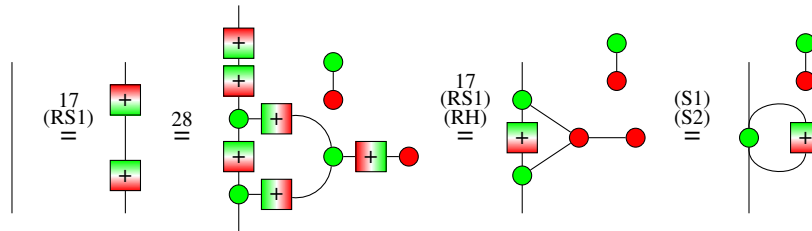


□

Lemma 29. A $\frac{\pi}{2}$ -loop on a wire is just a wire, up to a scalar.

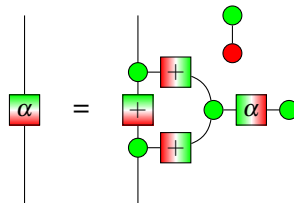


Proof. Using 17, (RS1), 28, (RH), (S1), (S2):

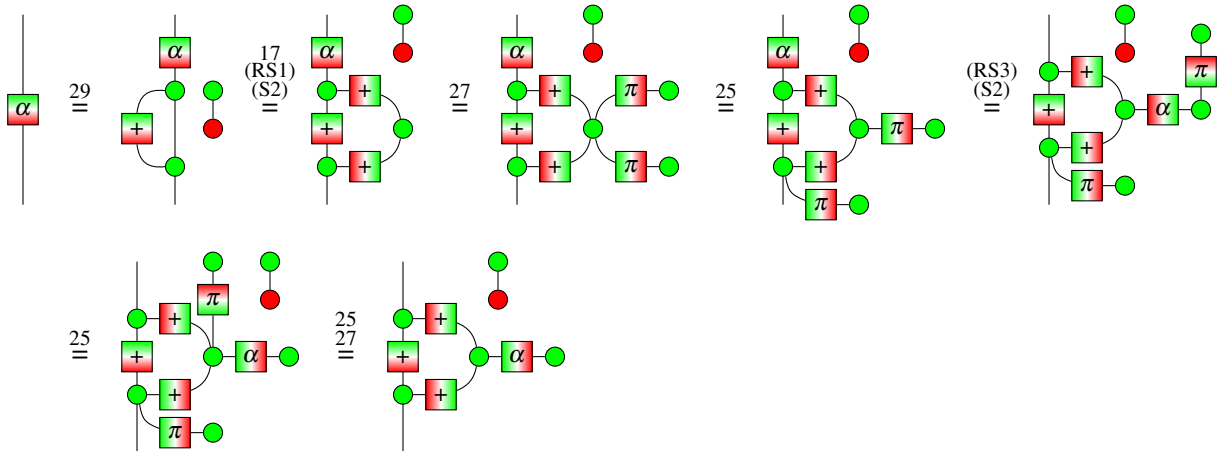


□

Lemma 30. We can separate a box from its wire in another way than in lemma 28.

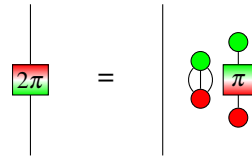


Proof. Using 17, (RS1), 29, 27, 25 and (RS2):

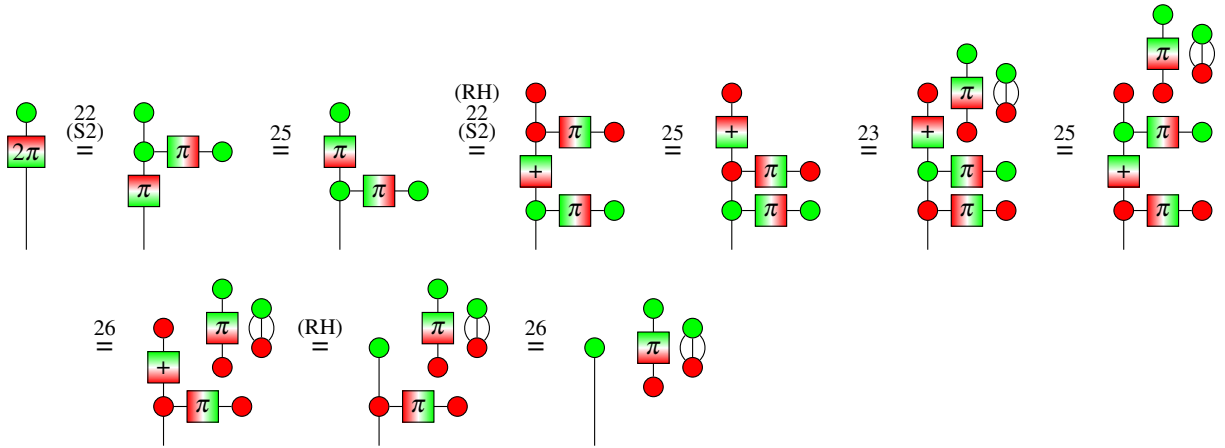


□

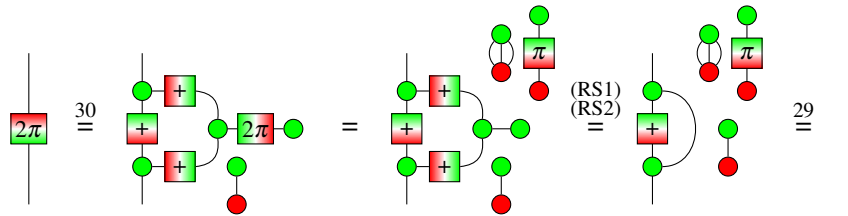
Lemma 31. *The 2π -box is the identity, up to some scalar.*



Proof. First, we prove it on the green state, using 22, 25, (RH), 23 and (B1):

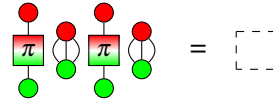


Now, in the general case, using 30, the previous result and 29:

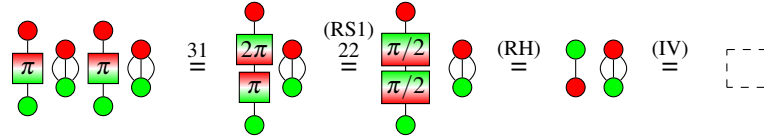


□

Lemma 32. *Two copies of the previous scalar result in an empty diagram.*

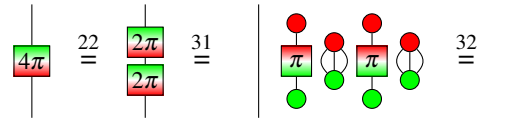


Proof. Using the previous lemma (from right to left), (RS1), 22 (RH) and (IV):

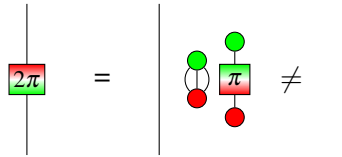


□

Proof of Proposition 2. Using the lemmas 22, 31 and 32:

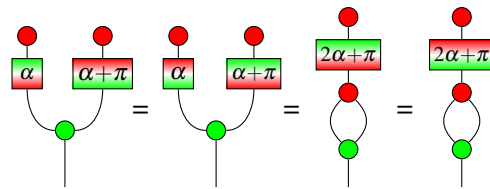


Moreover, $\left[\left[\begin{array}{c} \bullet \\ \boxed{\pi} \\ \bullet \end{array} \right] \right] = -1$ so, by soundness of the Y rules,

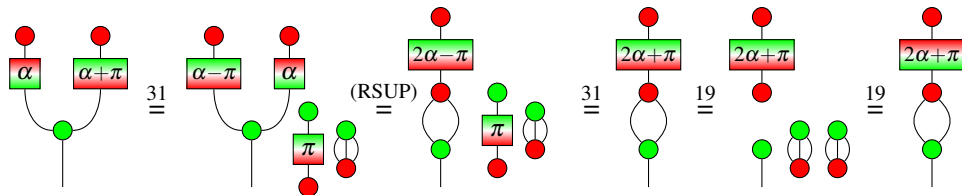


□

Lemma 33. *One can flip the boxes on either side of the rule (RSUP).*

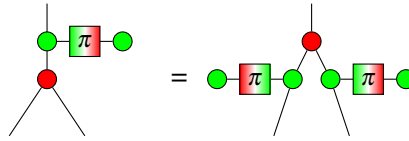


Proof. Using 31, (RSUP) and 19:

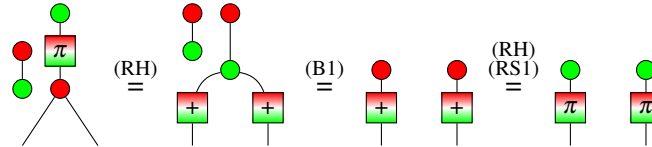


□

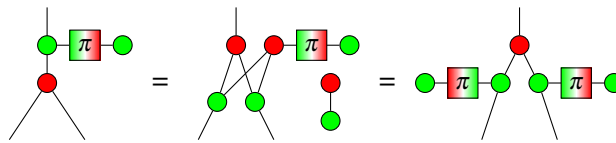
Lemma 34.



Proof. First, using (RH) and (B1):

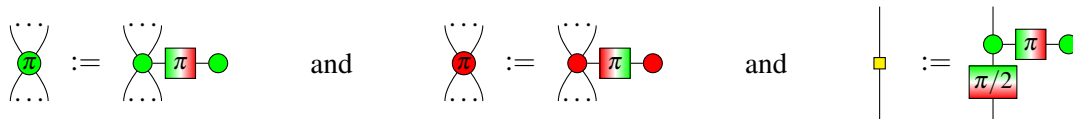


Then, using (B2) and the previous result:



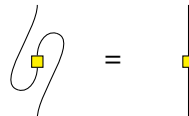
□

We have seen in section 4 an interpretation that transforms a π dot and a Hadamard yellow box into real boxes. Since everything works well with it, we would like to introduce the following notations in the Y-Calculus:

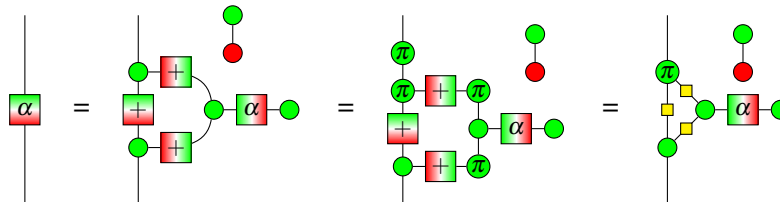


With this notation, the same section shows that the Y-Calculus proves all the rules of the ZX_r .

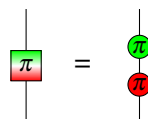
Using lemma 25, one can easily show that:



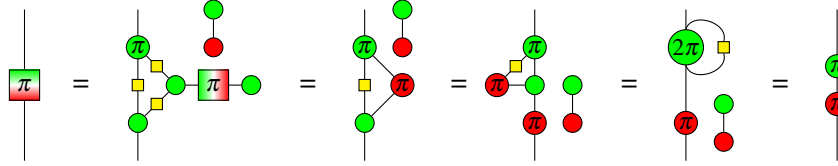
Lemma 35. *The lemma 30 can be rewritten with Hadamard:*



Lemma 36. *A real box π is a green π -dot followed by a red one.*

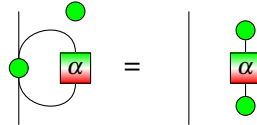


Proof. Using 35, (H), 34 and (HL):

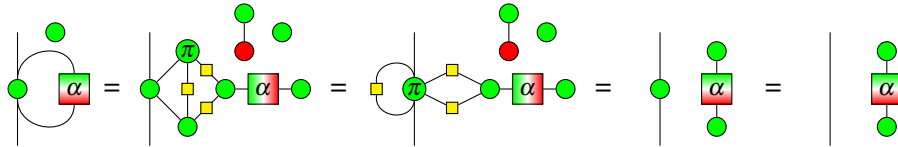


□

Lemma 37.

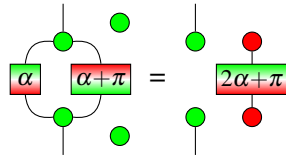


Proof. Using 35, (S1), (HL), 19, and (S2):

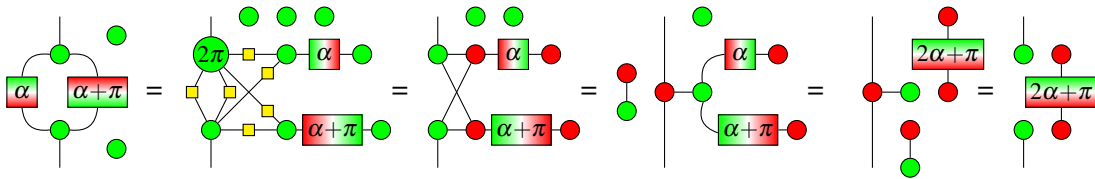


□

Lemma 38.

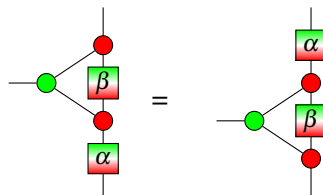


Proof. Using 35, 19, (H), (B2), (RSUP) and (B1):

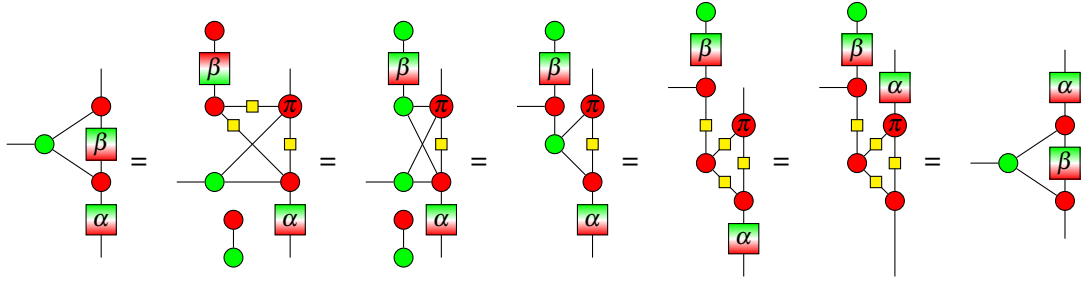


□

Lemma 39.

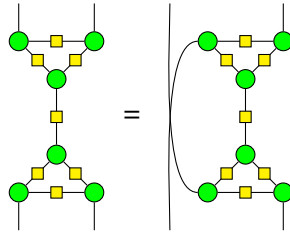


Proof.

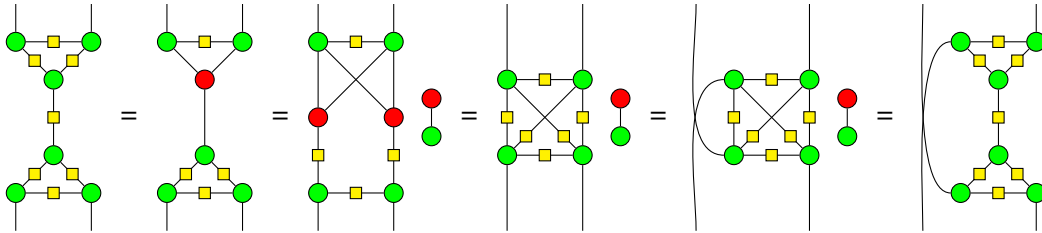


□

Lemma 40.



Proof. Using (H) and (B2):



□

6.2 Minimality

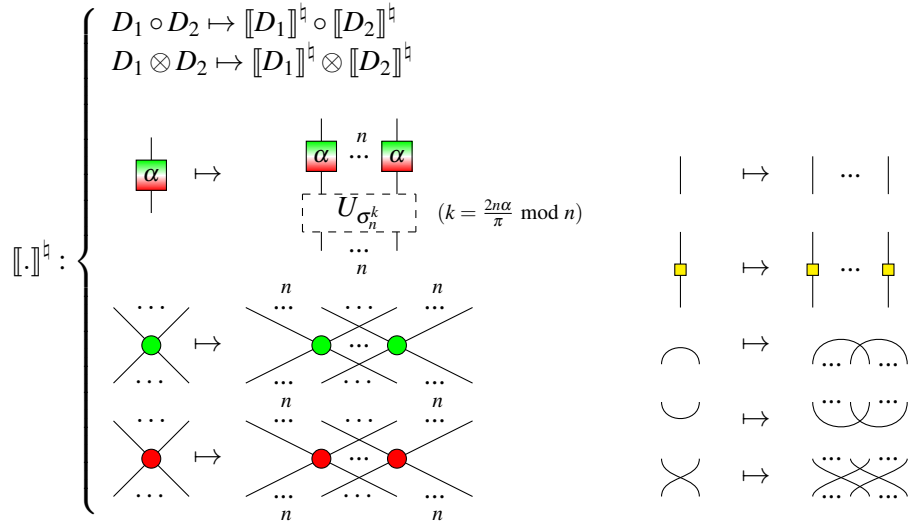
Proof of Proposition 3. Let us consider the circular permutation $\sigma_n : k \mapsto (k + 1) \bmod n$, ($k \in \llbracket 0, n - 1 \rrbracket$). First, notice that: $\forall p \in \mathbb{Z}$, $\sigma_n^p : k \mapsto k + p \bmod n$.

We define a gate that has n inputs and n outputs: $U_{\sigma_n^p}$, which maps the k -th input to the $\sigma_n^p(k)$ -th output.

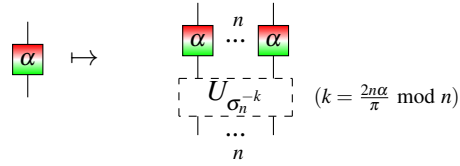
We can notice that $\llbracket U_{\sigma_n^p} \rrbracket \circ \llbracket U_{\sigma_n^q} \rrbracket = \llbracket U_{\sigma_n^p \circ \sigma_n^q} \rrbracket = \llbracket U_{\sigma_n^{p+q \bmod n}} \rrbracket$.

We can also notice that $\llbracket R_Y(\alpha) \rrbracket^{\otimes n} \circ \llbracket U_{\sigma_n^p} \rrbracket = \llbracket U_{\sigma_n^p} \rrbracket \circ \llbracket R_Y(\alpha) \rrbracket^{\otimes n}$

We now consider the following interpretation:



Where $\llbracket D_1 \otimes D_2 \rrbracket^{\natural} = \llbracket D_1 \rrbracket^{\natural} \otimes \llbracket D_2 \rrbracket^{\natural}$ and $\llbracket D_1 \circ D_2 \rrbracket^{\natural} = \llbracket D_1 \rrbracket^{\natural} \circ \llbracket D_2 \rrbracket^{\natural}$ for any two diagrams D_1 and D_2 . One can check that:

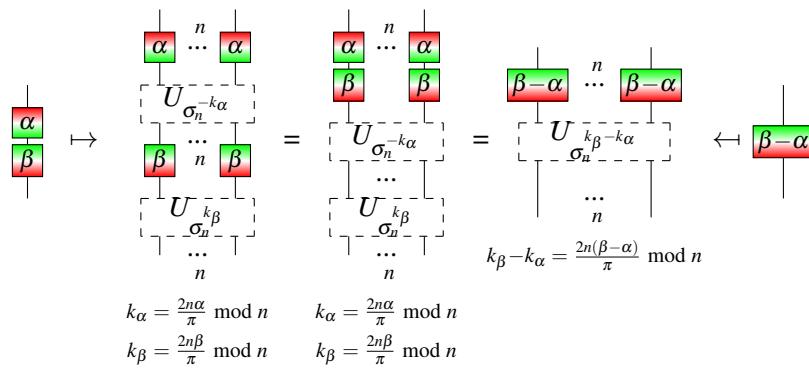


(S1), (S2), (S3), (IV), (B1) and (B2) obviously hold since no real box is used in these axioms.

(RSUP) holds: the interpretation only swaps identical hanging branches, which changes nothing.

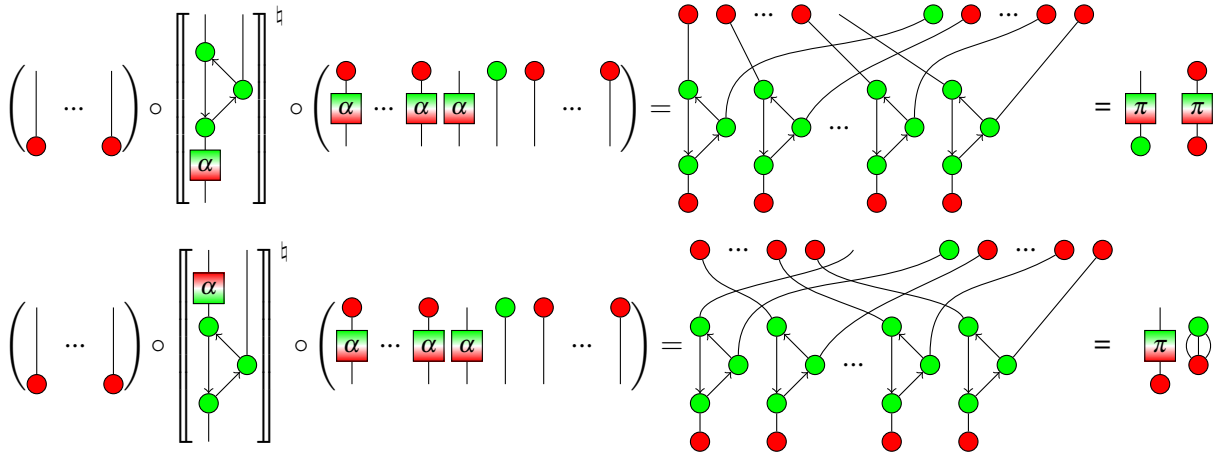
(RH) holds: $\sigma_n^0 = I^{\otimes n}$.

(RS1) holds:



(RS2) **does not hold**: for $\alpha = \frac{\pi}{2n} \bmod \frac{\pi}{2}$, i.e. $k = 1$:

Let us write to simplify: $\uparrow = \boxed{+}$



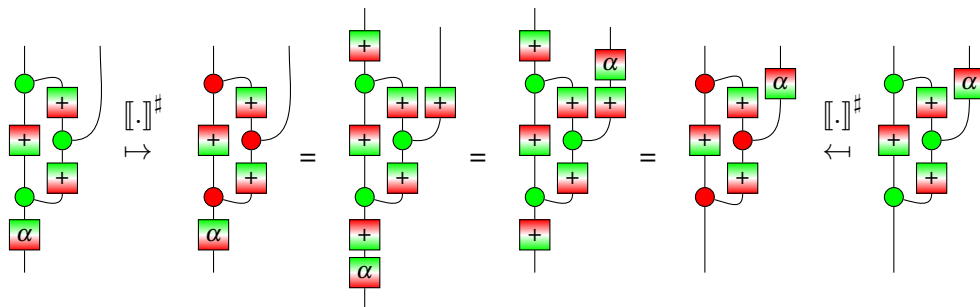
If (RS2) were derivable from the other rules, its interpretation would hold, hence (RS2) is necessary in any $\frac{\pi}{2n}$ -fragment. \square

Proof of Proposition 4. Let us consider the interpretation that maps any diagram $D : n \rightarrow m$ to the diagram $\llbracket D \rrbracket^\sharp : n \rightarrow m$ defined as:

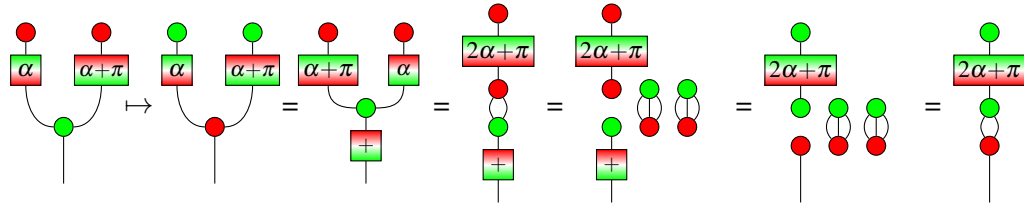
$$\llbracket \cdot \rrbracket^\sharp : \left\{ \begin{array}{l} D_1 \circ D_2 \mapsto \llbracket D_1 \rrbracket^\sharp \circ \llbracket D_2 \rrbracket^\sharp \\ D_1 \otimes D_2 \mapsto \llbracket D_1 \rrbracket^\sharp \otimes \llbracket D_2 \rrbracket^\sharp \\ \begin{array}{c} \text{---} \\ \curvearrowright \\ \text{---} \\ \text{---} \\ \curvearrowleft \\ \text{---} \end{array} \text{ (green)} \mapsto \begin{array}{c} \text{---} \\ \curvearrowright \\ \text{---} \\ \text{---} \\ \curvearrowleft \\ \text{---} \end{array} \text{ (red)} \\ \begin{array}{c} \text{---} \\ \curvearrowright \\ \text{---} \\ \text{---} \\ \curvearrowleft \\ \text{---} \end{array} \text{ (red)} \mapsto \begin{array}{c} \text{---} \\ \curvearrowright \\ \text{---} \\ \text{---} \\ \curvearrowleft \\ \text{---} \end{array} \text{ (green)} \\ Id \text{ otherwise} \end{array} \right.$$

This interpretation obviously holds for (S1), (S2), (S3), (B1) and (B2) because no real box is involved in these rules, and all the rules hold when the colours are swapped and the boxes are flipped. (RS1) also holds, for no green or red dot appears here.

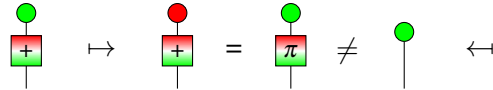
The rule (RS2) holds. Using (RH), (RS1) and (RS2):



The rule (RSUP) holds. Using (RH), 33 and 19:



Finally, the rule (RH) does not hold. Indeed for dots of arity 1:



□

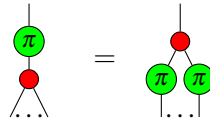
6.3 The completeness of the $\frac{\pi}{2}$ -fragment

6.3.1 The real stabiliser ZX-Calculus

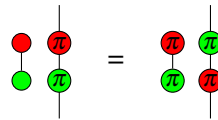
The real stabiliser ZX-Calculus – its syntax and its set of axioms – is defined in definition 5.

From these rules, we can derive [12]:

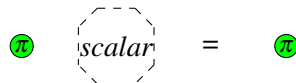
Lemma 41.



Lemma 42.



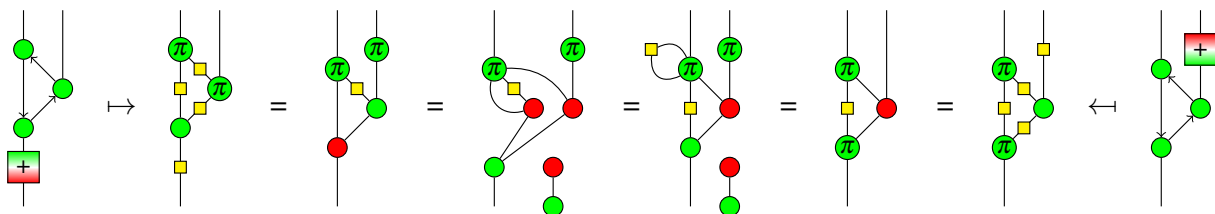
Lemma 43. *The dot π has an absorbing property for any scalar i.e. any diagram with 0 input and 0 output.*



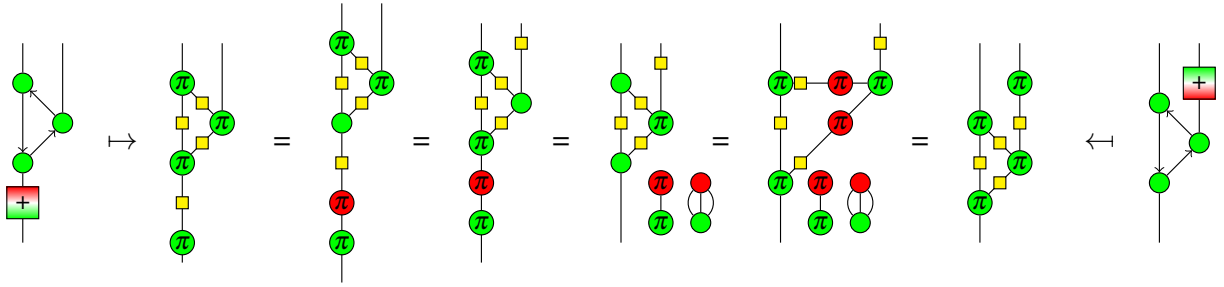
6.3.2 $[[\cdot]]^{Y_{\frac{\pi}{2}} \rightarrow ZX_r}$ preserves the rules:

The rules (S1), (S2), (S3), (IV), (B1), (B2) obviously hold since no real box appears in them. (RS1) also holds, quite immediately.

(RS2) holds thanks to the pivoting [12]. Using (H), (B2), (HL), 41:

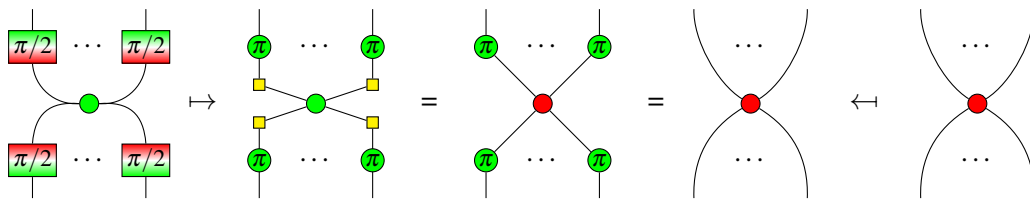


then, using (H), the previous result, lemmas 42 and 41, and (S1):

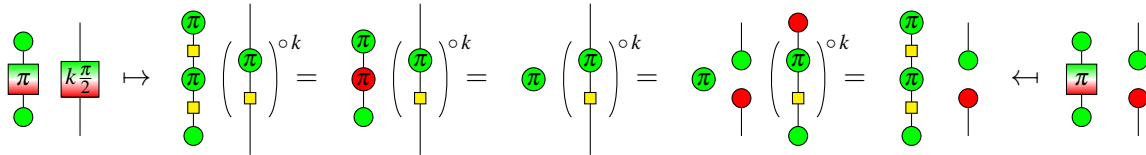


and the result for $k\pi/2$ is obtained by applying k times the results above.

(RH) holds. Using (H), 41 and the 2π -periodicity of green dots:



(RZO) holds. Using (H), 41, (ZO) and 43:

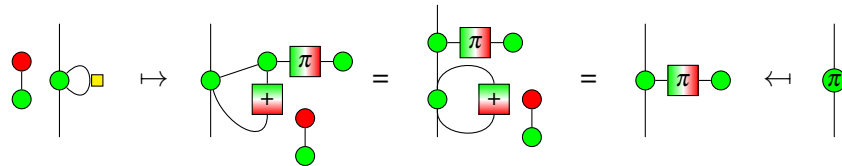


6.3.3 $[\cdot]^{ZX_r \rightarrow Y_{\frac{\pi}{2}}}$ preserves the rules:

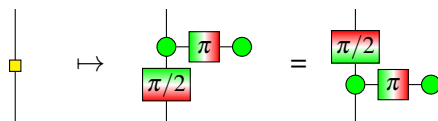
First, the rules (S2), (S3), (IV), (B1) and (B2) obviously hold because no yellow box and no angle are involved.

(S1) obviously holds when either α or β is null. When both are π , then the lemma 27 is used to show (S1) holds

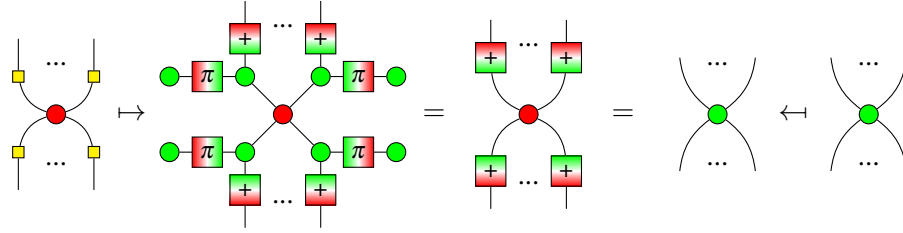
(HL) holds. Indeed, using (RS1) and 29:



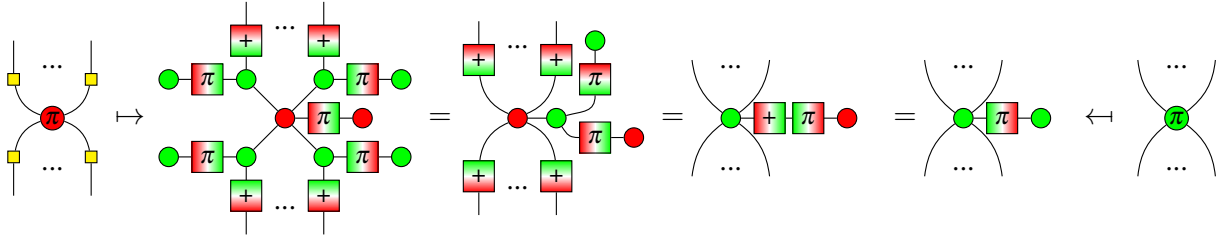
Noticing that:



(H) holds if $\alpha = 0$. Indeed, using 34, 27 and (RH):



(H) holds if $\alpha = \pi$. Indeed, using 34, 25, 26, 27 and (RH):

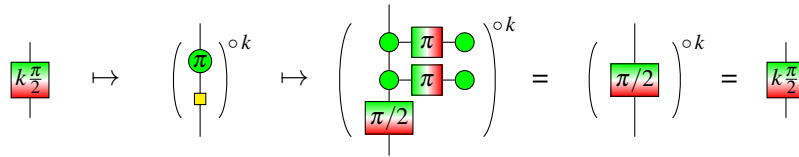


$$6.3.4 \quad Y_{\frac{\pi}{2}} \vdash D = \left[\left[[D]^{Y_{\frac{\pi}{2}} \rightarrow ZX_r} \right]^{ZX_r \rightarrow Y_{\frac{\pi}{2}}} \right]$$

For any $Y_{\frac{\pi}{2}}$ -diagram D :

$$Y_{\frac{\pi}{2}} \vdash D = \left[\left[[D]^{Y_{\frac{\pi}{2}} \rightarrow ZX_r} \right]^{ZX_r \rightarrow Y_{\frac{\pi}{2}}} \right]$$

Indeed, using lemmas 27 and 22:

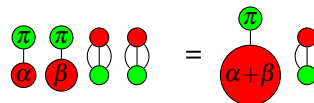


The reasoning is the same for the upside-down box, and otherwise, the composition of the interpretations is the identity.

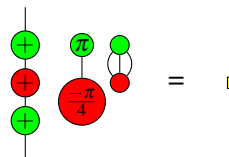
6.4 The ZX-Calculus

The general ZX-Calculus – its syntax and its set of axioms – is presented in section 2.1. From these rules can be derived the lemmas:

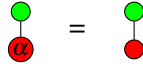
Lemma 44.



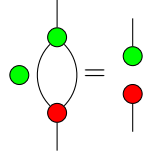
Lemma 45.



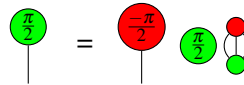
Lemma 46.



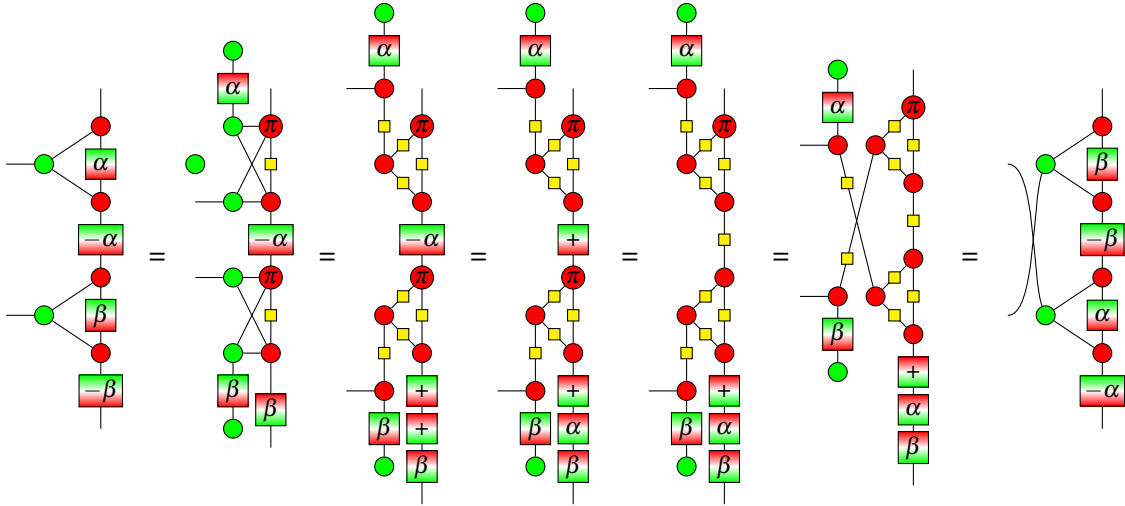
Lemma 47.



Lemma 48.



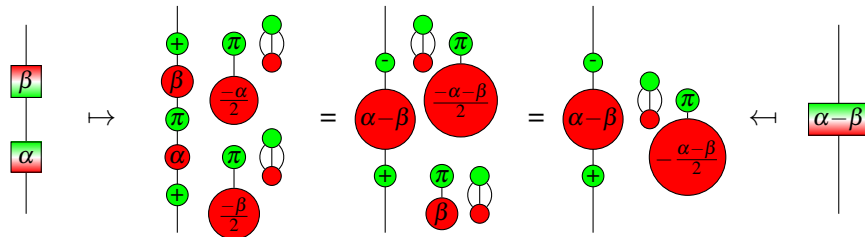
Proof of Lemma 8. Using 35, 39, 25 and 40:



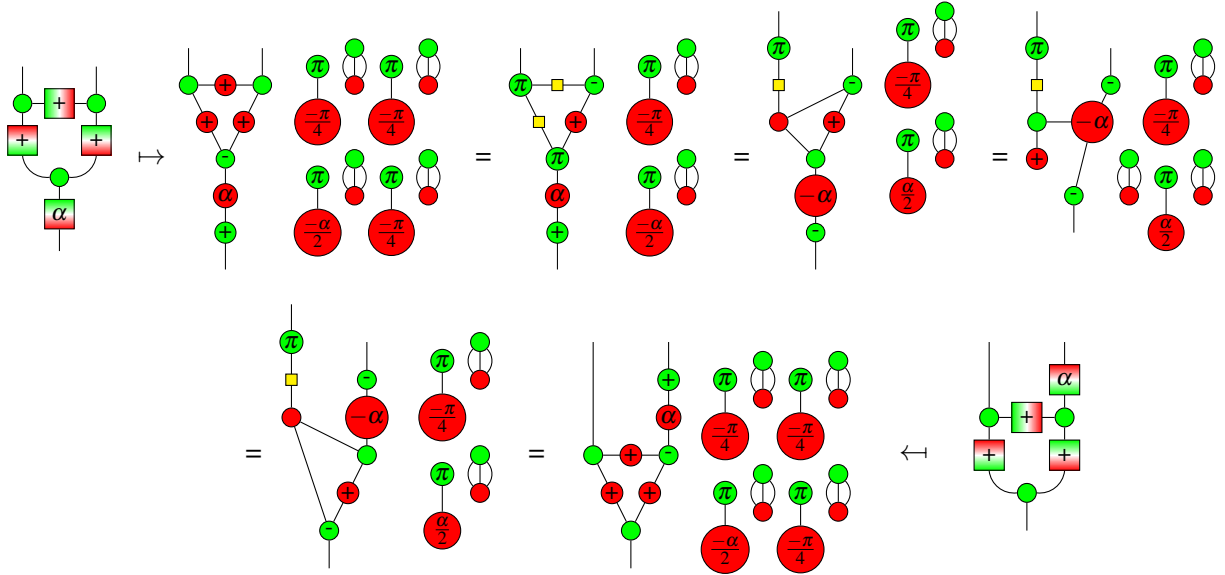
□

Proof of Proposition 7. (S1), (S2), (S3), (B1) and (B2) obviously hold. (ZO) also holds, the demonstration is the same as for $[\cdot]^{Y_{\frac{\pi}{2}} \rightarrow ZX_r}$.

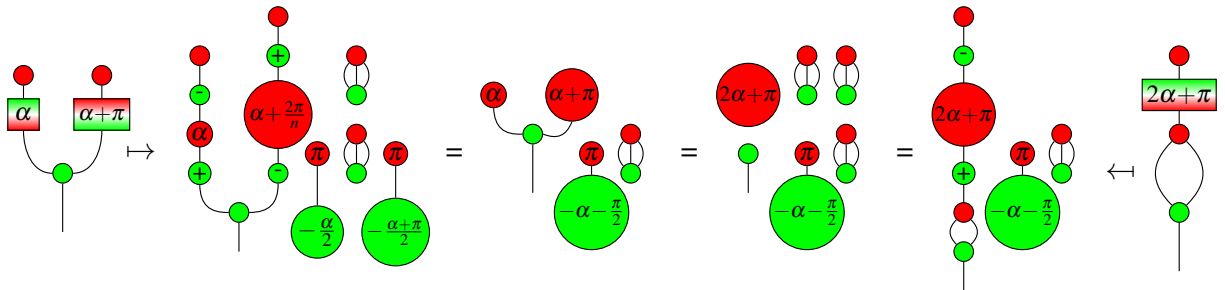
(RS1) holds. Using (K2) and lemma 44:



(RS2) holds. Using lemma 45, (S1), (H), (K2), (B2):

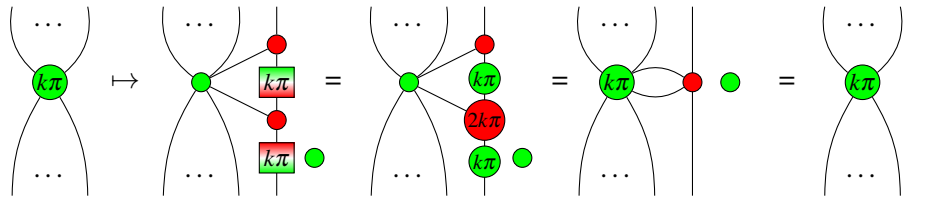


(RSUP) holds. Using (B1), 46, 44, (S1), (SUP) and 47:



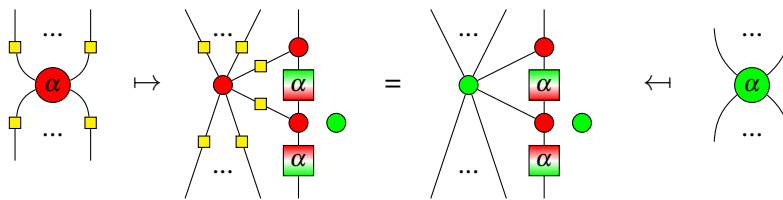
□

Proof of Proposition 9. First notice that:

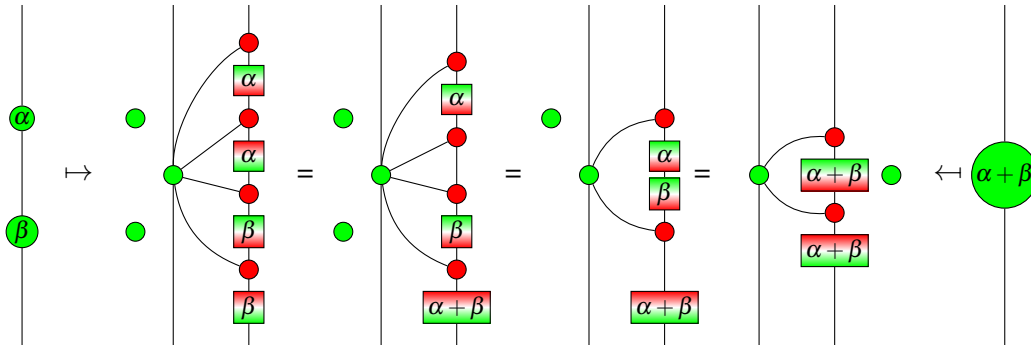


The result is the same with a red dot. Hence, all the rules that only display red and green dots of angles 0 – (S2), (S3), (B1), (B2)– are obviously preserved.

(H) holds:

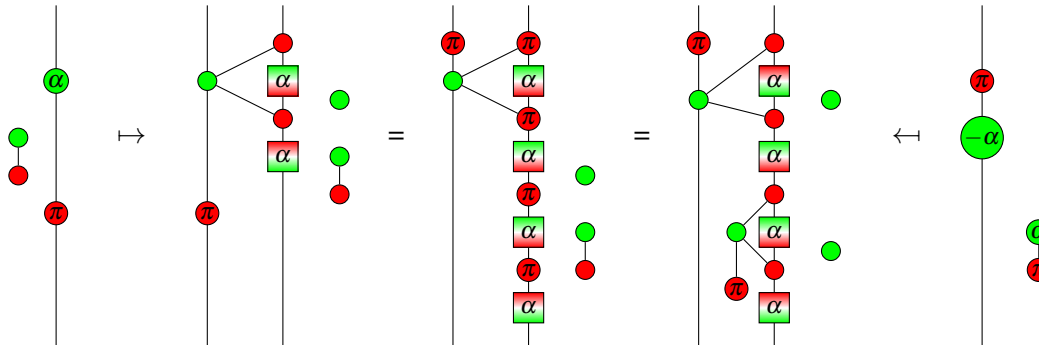


(S1) hold. Using lemmas 39, 22 and 19:

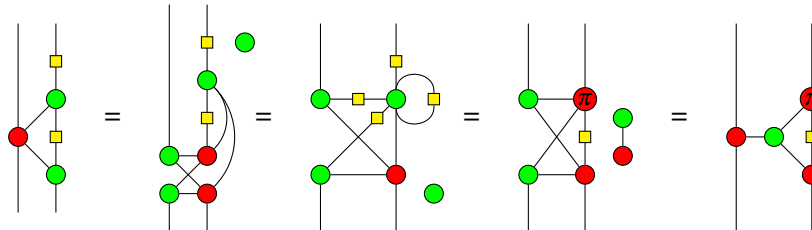


Then adding inputs and outputs to the green dots does not change anything.

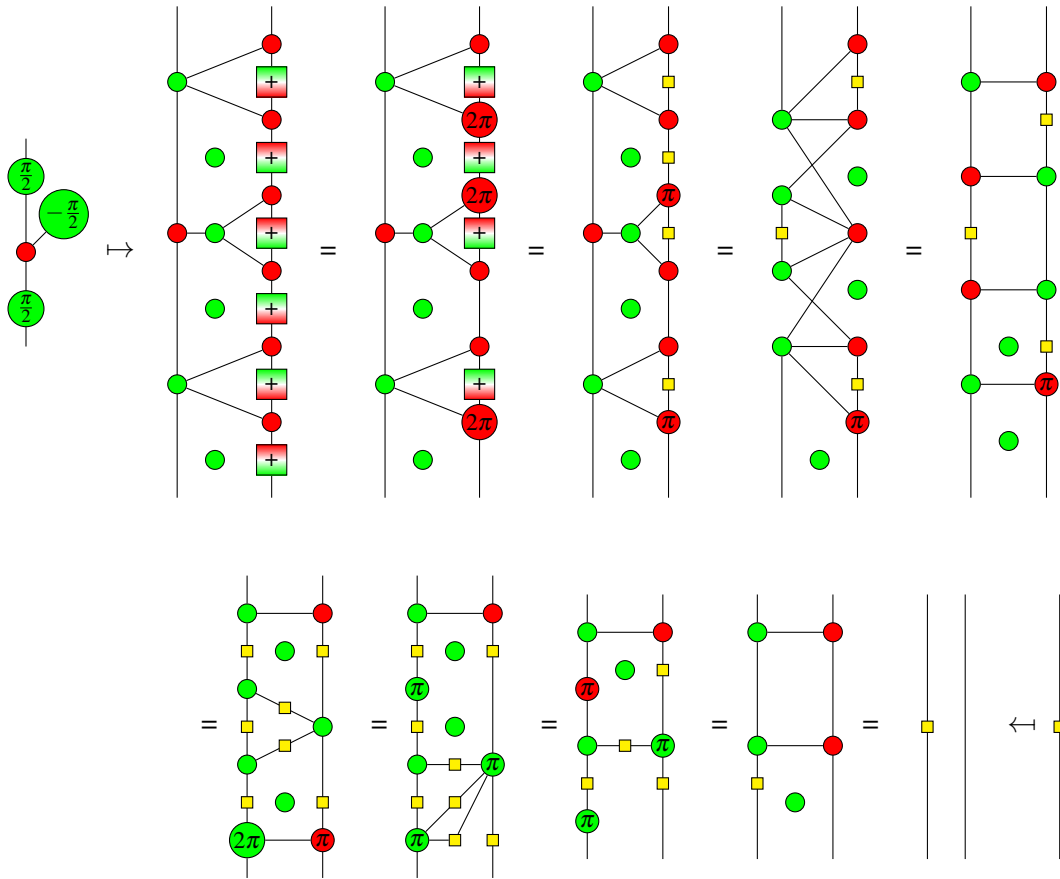
(K2) holds. Using 34, 17, (RS1), 25 and 27:



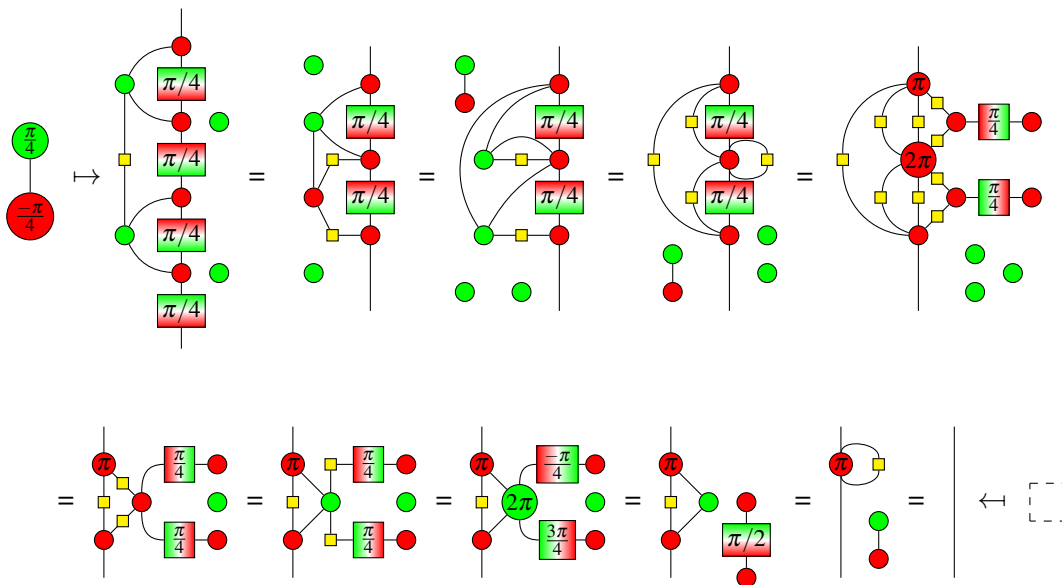
(EU) holds. First notice that, using (B2), (H) and (HL):



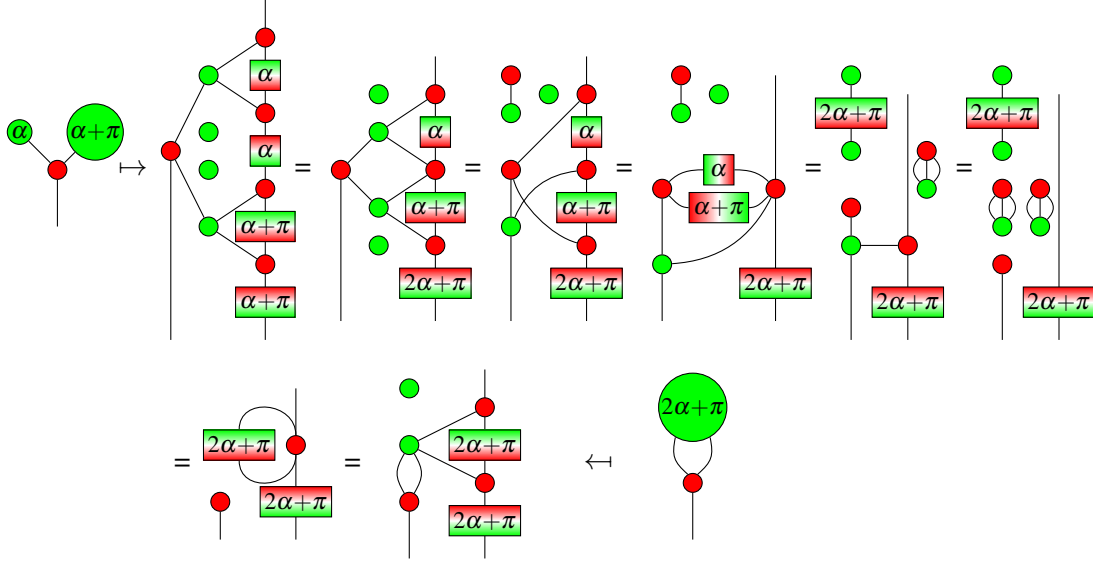
Then, using the decomposition of $\pi/2$ boxes, 39, (B2), the expression of (RS2) in the ZX, 19 and 34:



(E) holds. Using 39, (H), (B2), (HL), 19, 27, (S2), the Hadamard decomposition, (RSUP), and (RH):



(SUP) holds. Using 39, (B2), (S1), 38, (B1), 37 and 19:



□

Proof of Proposition 10. By induction on the diagram:

- **Base Cases:** Showing the result for a green or red dot with only one wire is just a bit of computation. Then, using (S1), the result can be extended to a green/red dot of any arity. The result is obvious for all other generators.

- **Sequential Composition:** Let two diagrams D_1, D_2 , and four real matrices A_1, B_1, A_2, B_2 such that:

$$\llbracket D_1 \rrbracket = A_1 + iB_1 \quad \text{and} \quad \llbracket D_2 \rrbracket = A_2 + iB_2$$

We suppose that the result is true for D_1 and D_2 :

$$\llbracket \llbracket D_1 \rrbracket^{ZX \rightarrow Y} \rrbracket = A_1 \otimes I_2 + B_1 \otimes \begin{pmatrix} 0 & 1 \\ -1 & 0 \end{pmatrix} \quad \text{and} \quad \llbracket \llbracket D_2 \rrbracket^{ZX \rightarrow Y} \rrbracket = A_2 \otimes I_2 + B_2 \otimes \begin{pmatrix} 0 & 1 \\ -1 & 0 \end{pmatrix}$$

On the one hand:

$$\begin{aligned} \llbracket \llbracket D_2 \circ D_1 \rrbracket^{ZX \rightarrow Y} \rrbracket &= \llbracket \llbracket D_2 \rrbracket^{ZX \rightarrow Y} \rrbracket \circ \llbracket \llbracket D_1 \rrbracket^{ZX \rightarrow Y} \rrbracket \\ &= \left(A_2 \otimes I_2 + B_2 \otimes \begin{pmatrix} 0 & 1 \\ -1 & 0 \end{pmatrix} \right) \circ \left(A_1 \otimes I_2 + B_1 \otimes \begin{pmatrix} 0 & 1 \\ -1 & 0 \end{pmatrix} \right) \\ &= ((A_2 \circ A_1) - (B_2 \circ B_1)) \otimes I_2 + ((A_2 \circ B_1) + (B_2 \circ A_1)) \otimes \begin{pmatrix} 0 & 1 \\ -1 & 0 \end{pmatrix} \end{aligned}$$

On the other hand:

$$\begin{aligned} \llbracket D_2 \circ D_1 \rrbracket &= (A_2 + iB_2) \circ (A_1 + iB_1) \\ &= (A_2 \circ A_1) - (B_2 \circ B_1) + i(A_2 \circ B_1) + (B_2 \circ A_1) \end{aligned}$$

And thus:

$$\llbracket \llbracket D_2 \circ D_1 \rrbracket^{ZX \rightarrow Y} \rrbracket = \text{Re}(\llbracket D_2 \circ D_1 \rrbracket) \otimes I_2 + \text{Im}(\llbracket D_2 \circ D_1 \rrbracket) \otimes \begin{pmatrix} 0 & 1 \\ -1 & 0 \end{pmatrix}$$

• **Spatial Composition:** With the same diagrams and matrices (we still assume that the result is true for D_1 and D_2).

On the one hand (m being the number of inputs of D_2 and D_1 having n inputs and n' outputs):

$$\begin{aligned}
\llbracket [D_1 \otimes D_2]^{ZX \rightarrow Y} \rrbracket &= \left(I_2^{\otimes n'} \otimes \llbracket [D_2]^{ZX \rightarrow Y} \rrbracket \right) \circ \left[\begin{array}{c} \overbrace{\quad \quad}^m \quad \overbrace{\quad \quad}^{n'} \\ \dots \quad \quad \quad \dots \\ \dots \quad \quad \quad \dots \end{array} \right] \\
&\quad \circ \left(I_2^{\otimes m} \otimes \llbracket [D_1]^{ZX \rightarrow Y} \rrbracket \right) \circ \left[\begin{array}{c} \overbrace{\quad \quad}^n \quad \overbrace{\quad \quad}^m \\ \dots \quad \quad \quad \dots \\ \dots \quad \quad \quad \dots \end{array} \right] \\
&= \left(I_2^{\otimes n'} \otimes A_2 \otimes I_2 + I_2^{\otimes n'} \otimes B_2 \otimes \begin{pmatrix} 0 & 1 \\ -1 & 0 \end{pmatrix} \right) \circ \left[\begin{array}{c} \overbrace{\quad \quad}^m \quad \overbrace{\quad \quad}^{n'} \\ \dots \quad \quad \quad \dots \\ \dots \quad \quad \quad \dots \end{array} \right] \\
&\quad \circ \left(I_2^{\otimes m} \otimes A_1 \otimes I_2 + I_2^{\otimes m} \otimes B_1 \otimes \begin{pmatrix} 0 & 1 \\ -1 & 0 \end{pmatrix} \right) \circ \left[\begin{array}{c} \overbrace{\quad \quad}^n \quad \overbrace{\quad \quad}^m \\ \dots \quad \quad \quad \dots \\ \dots \quad \quad \quad \dots \end{array} \right] \\
&= \left(I_2^{\otimes n'} \otimes A_2 \otimes I_2 + I_2^{\otimes n'} \otimes B_2 \otimes \begin{pmatrix} 0 & 1 \\ -1 & 0 \end{pmatrix} \right) \\
&\quad \circ \left(A_1 \otimes I_2^{\otimes m} \otimes I_2 + B_1 \otimes I_2^{\otimes m} \otimes \begin{pmatrix} 0 & 1 \\ -1 & 0 \end{pmatrix} \right) \\
&= ((A_1 \otimes A_2) - (B_1 \otimes B_2)) \otimes I_2 + ((A_1 \otimes B_2) + (B_1 \otimes A_2)) \otimes \begin{pmatrix} 0 & 1 \\ -1 & 0 \end{pmatrix}
\end{aligned}$$

On the other hand:

$$\llbracket [D_1 \otimes D_2] \rrbracket = (A_1 \otimes A_2) - (B_1 \otimes B_2) + i((A_1 \otimes B_2) + (B_1 \otimes A_2))$$

Thus:

$$\llbracket [D_1 \otimes D_2]^{ZX \rightarrow Y} \rrbracket = \operatorname{Re}(\llbracket [D_1 \otimes D_2] \rrbracket) \otimes I_2 + \operatorname{Im}(\llbracket [D_1 \otimes D_2] \rrbracket) \otimes \begin{pmatrix} 0 & 1 \\ -1 & 0 \end{pmatrix}$$

□

Proof of Proposition 11. Let us prove that

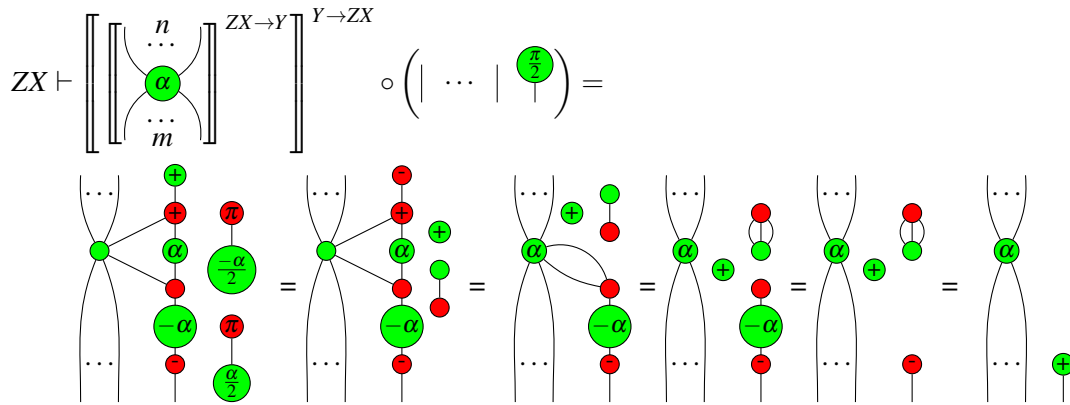
$$\forall D \in Y, Y \vdash \llbracket [D]^{Y \rightarrow ZX} \rrbracket^{ZX \rightarrow Y} \circ \left(\dots \mid \begin{array}{c} \bullet \\ \bullet \\ \bullet \end{array} \right) = D \otimes \left(\begin{array}{c} \bullet \\ \bullet \\ \bullet \end{array} \right)$$

$$\forall D \in ZX, ZX \vdash \llbracket [D]^{ZX \rightarrow Y} \rrbracket^{Y \rightarrow ZX} \circ \left(\dots \mid \begin{array}{c} \frac{\pi}{2} \\ \bullet \end{array} \right) = D \otimes \left(\begin{array}{c} \frac{\pi}{2} \\ \bullet \end{array} \right)$$

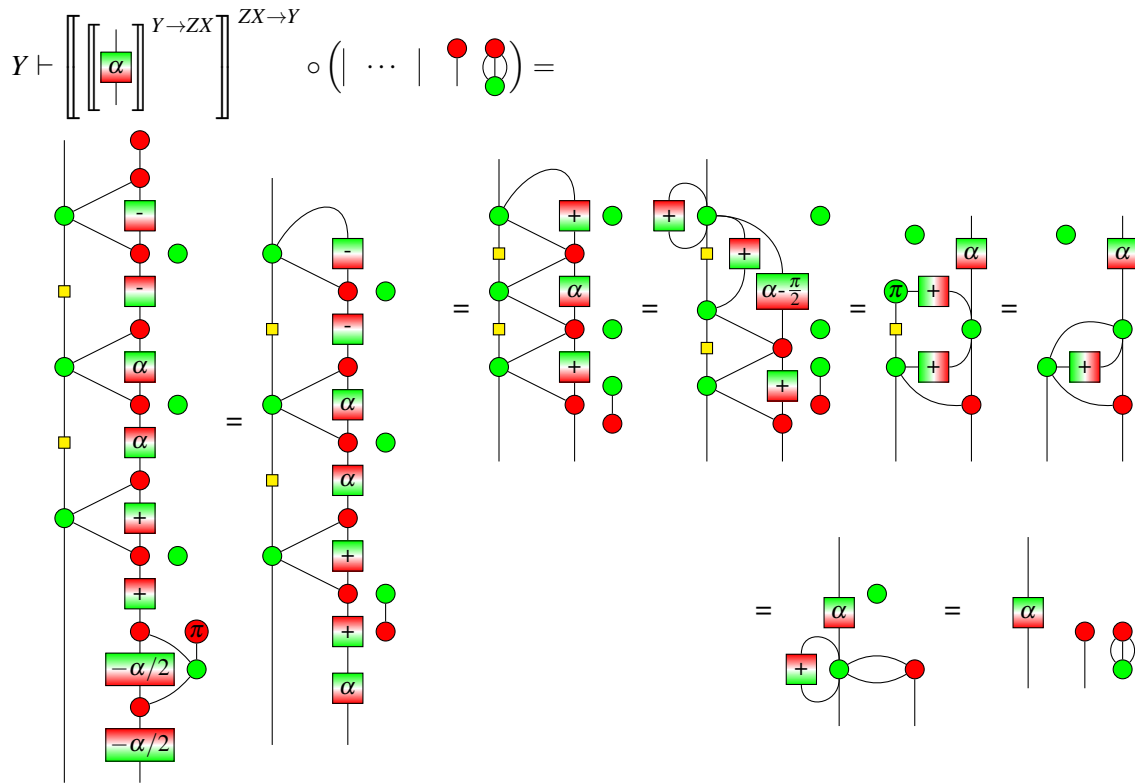
then the result directly follows thanks to 46 and (IV).

This is obvious for every generator but $\begin{pmatrix} \dots \\ \alpha \\ \dots \\ m \end{pmatrix}$ and $\boxed{\alpha}$.

Then, using 48, 44, (S1), 47, (B1) and 46:



and using (S1), (S3), 34, 39, (RH), Hadamard gate's decomposition, 19 and 29:



Showing the result for a spatial composition is a bit of computation, and for the sequential composition, it is obvious. Then, by induction, we prove the result for any diagram. \square