

CONDITIONAL MEAN AND QUANTILE DEPENDENCE TESTING IN HIGH DIMENSION

BY XIANYANG ZHANG, SHUN YAO, AND XIAOFENG SHAO*

Texas A&M University and University of Illinois at Urbana-Champaign

Motivated by applications in biological science, we propose a novel test to assess the conditional mean dependence of a response variable on a large number of covariates. Our procedure is built on the martingale difference divergence recently proposed in Shao and Zhang (2014), and it is able to detect certain type of departure from the null hypothesis of conditional mean independence without making any specific model assumptions. Theoretically, we establish the asymptotic normality of the proposed test statistic under suitable assumption on the eigenvalues of a Hermitian operator, which is constructed based on the characteristic function of the covariates. These conditions can be simplified under banded dependence structure on the covariates or Gaussian design. To account for heterogeneity within the data, we further develop a testing procedure for conditional quantile independence at a given quantile level and provide an asymptotic justification. Empirically, our test of conditional mean independence delivers comparable results to the competitor, which was constructed under the linear model framework, when the underlying model is linear. It significantly outperforms the competitor when the conditional mean admits a nonlinear form.

1. Introduction. Estimation and inference for regression models is of central importance in statistics. For a response variable $Y \in \mathbb{R}$ and a set of covariates $X \in \mathbb{R}^p$, it would be desirable to determine whether X is useful in modeling certain aspect of the response, such as the mean or quantiles of Y , even before constructing a parametric/nonparametric model. The main thrust of this article is to introduce new tests for conditional mean and quantile dependence in high dimension, which allow the dimension p to be much larger than sample size n . Our dependence testing problem in the high dimensional setting is well motivated by an important problem in biological science, which is to test for the significance of a gene set and identify significant sets of genes that are associated with certain clinical outcomes; see Subramanian et al. (2005), Efron and Tibshirani (2007) and Newton et

*Zhang's research is partially supported by NSF DMS-1607320. Shao's research is partially supported by NSF-DMS1104545, NSF-DMS1407037 and DMS-1607489.

AMS 2000 subject classifications: Primary 62G10; Secondary 62G20

Keywords and phrases: Large- p -small- n , Martingale difference divergence, Simultaneous test, U -statistics.

al. (2007), among others. Since the size of a gene set can range from a few to thousands, this calls for a simultaneous test that can accommodate high dimensional covariates and possible dependence within the covariates.

Recently, Zhong and Chen (2011) proposed a simultaneous test for coefficient in high dimensional linear regression. Specifically, for a univariate response Y and high dimensional covariates $X \in \mathbb{R}^p$, they assume $\mathbb{E}(Y|X) = \alpha + X^T\beta$ and $\text{var}(Y|X) = \sigma^2$, and test $H_0 : \beta = \beta_0$ versus $H_a : \beta \neq \beta_0$ for a specific $\beta_0 \in \mathbb{R}^p$ based on a random sample from the joint distribution of (X, Y) . A special case of primary interest is when $\beta_0 = 0$, which indicates insignificance of all covariates. However, the assumption of a high dimensional linear model seems quite strong and we are not aware of any procedure to validate this linear model assumption in the high dimensional setting. To assess the usefulness of the covariates X in modeling the mean of Y , we effectively want to test

$$H_0 : \mathbb{E}(Y|X) = \mathbb{E}(Y) \text{ almost surely, versus } H_a : P(\mathbb{E}(Y|X) = \mathbb{E}(Y)) < 1,$$

in other words, the conditional mean independence of Y on X . Thus it seems desirable to develop a test that can accommodate the high dimensionality and dependence in the covariates without assuming a linear (or parametric) model. It turns out that the above testing problem in a model-free setting is very challenging since the class of alternative we target is huge owing to the growing dimension and nonlinear dependence.

To circumvent the difficulty, we focus on testing the weak null hypothesis:

$$H'_0 : \mathbb{E}[Y|x_j] = \mathbb{E}[Y] \text{ almost surely, for all } 1 \leq j \leq p,$$

where $X = (x_1, \dots, x_p)^T$, which is itself an interesting and meaningful testing problem; see Section 2 for more discussions. Since H_0 implies H'_0 , a rejection of H'_0 automatically rejects H_0 . Furthermore, H_0 and H'_0 are equivalent in the framework of high dimensional linear models under some mild assumptions; see Example 2.1. In this paper, we propose a new test for H'_0 , i.e., the conditional mean independence for each x_j , that can allow high dimensionality and dependence in X without any parametric or homoscedastic model assumption. Our test statistic is built on the so-called martingale difference divergence (MDD, hereafter) [Shao and Zhang (2014)], which fully characterizes the conditional mean independence of a univariate response on the covariates of arbitrary dimension. For any random variable \mathcal{Y} and random vector \mathcal{X} , the MDD is defined as the weighted L_2 norm of $\text{cov}(\mathcal{Y}, e^{i\langle s, \mathcal{X} \rangle})$ with $i = \sqrt{-1}$ and the weighting function similar to the one used in distance covariance [Székely, Rizzo and Bakirov (2007)], and thus inherits many desirable properties of distance covariance; see Shao and Zhang

(2014) and Park et al. (2015) for more details. Theoretically, we establish the asymptotic normality of our MDD-based test statistic under suitable assumption on the eigenvalues of a Hermitian operator constructed based on the characteristic functions of the covariates. These conditions can be further simplified under banded dependence structure on the covariates or Gaussian design. The theoretical results are of independent interest since they provide some insights on the asymptotic behavior of U -statistic in high dimension. From a practical viewpoint, our test does not involve any tuning parameter and uses standard z critical value, so it can be conveniently implemented. To reduce the finite sample size distortion, we further propose a studentized wild bootstrap approach and justify its consistency. Simulation results show that the wild bootstrap leads to more accurate size for most cases, at the expense of additional computation.

For heterogeneous data where $\text{var}(Y|X)$ is not a constant, conditional quantiles of Y given X can provide additional information not captured by conditional mean in describing the relationship between Y and X . Quantile regression [Koenker and Bassett (1978)] has evolved into a quite mature area of research over the past several decades. For high dimensional heterogeneous data, quantile regression models continue to be useful; see Wang, Wu and Li (2012) and He, Wang and Hong (2013) for recent contributions. For the use of quantile based models and methods in genomic data analysis, see Wang and He (2007, 2008), among others. Motivated by the usefulness of conditional quantile modeling, we propose to extend the test for conditional mean independence H'_0 and introduce a test for conditional quantile independence at a particular quantile level $\tau \in (0, 1)$. It is worth mentioning that we are not aware of any tests in the literature developed for conditional quantile independence in the high dimensional setting.

There is a recent surge of interest in inference for regression coefficients in high dimensional setting, as motivated by the emergence of high-dimensional data in various scientific areas such as medical imaging, atmospheric and climate sciences, and biological science. The analysis of high-dimensional data in the regression framework is challenging due to the high dimensionality of covariates, which can greatly exceed the sample size, and traditional statistical methods developed for low and fixed-dimensional covariates may not be applicable to modern large data sets. Here we briefly mention some related work on testing for dependence or the significance of regression coefficients in high dimensional regression setting. Yata and Aoshima (2013) proposed a simultaneous test for zero correlation between Y and each component of X in a nonparametric setting; Feng, Zou and Wang (2013) proposed a rank-based test building on the one in Zhong and Chen (2011) under the

linear model assumption; Testing whether a subset of X is significant or not after controlling for the effect of the remaining covariates is addressed in Wang and Cui (2013) and Lan, Wang and Tsai (2014); Székely and Rizzo (2013) studied the limiting behavior of distance correlation [Székely, Rizzo and Bakirov (2007)] based test statistic for independence test when the dimensions of Y and X both go to infinity while holding sample size fixed; Goeman et al. (2006) introduced a score test against a high dimensional alternative in an empirical Bayesian model.

It should be noted that our testing problem is intrinsically different from the marginal feature screening problem in terms of the formulation, goal and methodology. The marginal screening has been extensively studied in the literature since Fan and Lv's (2008) seminal work; see Liu, Zhong and Li (2015) for an excellent recent review. Generally speaking, marginal screening aims to rank the covariates using sample marginal utility (e.g., sample MDD), and reduce the dimension of covariates to a moderate scale, and then perform variable selection using LASSO etc. For example, if we use MDD as the marginal utility, as done in Shao and Zhang (2014), we then screen out the variables that do not contribute to the mean of Y . The success of the feature screening procedure depends on whether the subset of kept variables is able to contain the set of all the important variables, which is referred as the sure screening consistency in theoretical investigations. For the testing problem we address in this paper, we aim to detect conditional mean dependence of Y on X , and the formulation and the output of the inference is very different from that delivered by the marginal screening. In practice, the testing can be conducted prior to model building, which includes marginal screening as an initial step. In particular, if our null hypothesis holds, then there is no need to do marginal screening using MDD, as the mean of the response does not depend on covariates. It is worth noting that our test is closely tied to the adaptive resampling test of McKeague and Qian (2015), who test for the marginal uncorrelatedness of Y with x_j , for $j = 1, \dots, p$ in a linear regression framework. We shall leave a more detailed discussion of the connection and difference of two papers and numerical comparison to the supplement.

The rest of the paper is organized as follows. We propose the MDD-based conditional mean independence test and study its asymptotic properties in Section 2. We describe a testing procedure for conditional quantile independence in Section 3. Section 4 is devoted to numerical studies. Section 5 concludes. The technical details, extension to factorial designs, additional discussions and numerical results are gathered in the supplementary material.

2. Conditional mean dependence testing. For a scalar response variable Y and a vector predictor $X = (x_1, \dots, x_p)^T \in \mathbb{R}^p$, we are interested in testing the null hypothesis

$$(1) \quad H_0 : \mathbb{E}[Y|x_1, \dots, x_p] = \mathbb{E}[Y] \quad \text{almost surely.}$$

Notice that under H_0 , we have $\mathbb{E}[Y|x_j] = \mathbb{E}[Y]$ for all $1 \leq j \leq p$. This observation motivates us to consider the following hypothesis

$$(2) \quad H'_0 : \mathbb{E}[Y|x_j] = \mathbb{E}[Y] \quad \text{almost surely,}$$

for all $1 \leq j \leq p$ versus the alternative that

$$(3) \quad H'_a : P(\mathbb{E}[Y|x_j] \neq \mathbb{E}[Y]) > 0$$

for some $1 \leq j \leq p$. We do not work directly on the original hypothesis in (1), because a MDD-based testing procedure targeting for the global null H_0 generally fails to capture the nonlinear conditional mean dependence when p is large; see Remark 2.2 for more detailed discussions. In addition, if we regard $\mathbb{E}[Y|x_j] - \mathbb{E}[Y]$ as the main effect of x_j contributing to the mean of Y , then it seems reasonable to test for the nullity of main effects first, before proceeding to the higher-order interactions, in a manner reminiscent of “Effect Hierarchy Principle” and “Effect Heredity Principle” in design of experiment [see pages 172-173 of Wu and Hamada (2009)]. Testing H'_0 versus H'_a is a problem of own interest from the viewpoint of nonparametric regression modeling, where additive and separate effects from each x_j usually first enter into the model before adding interaction terms.

In some cases, $\mathbb{E}[Y|x_j] = 0$ almost surely for $1 \leq j \leq p$ implies that $\mathbb{E}[Y|x_1, \dots, x_p] = 0$ almost surely.

EXAMPLE 2.1. Consider a linear regression model

$$Y = \beta_1 x_1 + \beta_2 x_2 + \dots + \beta_p x_p + \epsilon,$$

where $X = (x_1, \dots, x_p)^T$ follows the elliptical distribution $EC_p(0, \Sigma_0, \phi_0)$ with ϕ_0 being the so-called characteristic generator of X and $\Sigma_0 = (\sigma_{0,ij})_{i,j=1}^p$ [see e.g. Fang et al. (1990)], and ϵ is independent of X with $\mathbb{E}\epsilon = 0$. Under the elliptical distribution assumption, we have

$$\mathbb{E}[Y|x_j] = \sum_{k=1}^p \beta_k \mathbb{E}[x_k|x_j] = \sum_{k=1}^p \beta_k \frac{\sigma_{0,jk}}{\sigma_{0,jj}} x_j.$$

Thus $\mathbb{E}[Y|x_j] = 0$ almost surely implies that $\sum_{k=1}^p \beta_k \sigma_{0,jk} = 0$ for all $1 \leq j \leq p$. Writing this in matrix form, we have $\Sigma_0 \beta = \mathbf{0}_{p \times 1}$ for $\beta = (\beta_1, \dots, \beta_p)^T$,

which suggests that $\beta = \mathbf{0}_{p \times 1}$ provided that Σ_0 is non-singular. In this case, testing H_0 is equivalent to testing its marginal version H'_0 . In particular, the above result holds if X follows a multivariate normal distribution with mean zero and covariance Σ_0 .

To characterize the conditional mean (in)dependence, we consider the MDD proposed in Shao and Zhang (2014). Throughout the following discussions, we let \mathcal{Y} be a generic univariate random variable and \mathcal{X} be a generic q -dimensional random vector (e.g. $\mathcal{X} = X$ and $q = p$, or $\mathcal{X} = x_j$ for some $1 \leq j \leq p$ and $q = 1$). Let $L(y, y') = (y - y')^2/2$ and $K(x, x') = |x - x'|_q$ with $|\cdot|_q$ denoting the Euclidean norm of \mathbb{R}^q . Under finite second moment assumptions on \mathcal{Y} and \mathcal{X} , the MDD which characterizes the conditional mean dependence of \mathcal{Y} given \mathcal{X} is defined as

$$\begin{aligned}
 MDD(\mathcal{Y}|\mathcal{X})^2 &= \mathbb{E}[K(\mathcal{X}, \mathcal{X}')L(\mathcal{Y}, \mathcal{Y}')] + \mathbb{E}[K(\mathcal{X}, \mathcal{X}')]\mathbb{E}[L(\mathcal{Y}, \mathcal{Y}')] \\
 (4) \quad &\quad - 2\mathbb{E}[K(\mathcal{X}, \mathcal{X}')L(\mathcal{Y}, \mathcal{Y}'')] \\
 &= -\mathbb{E}[(\mathcal{Y} - \mathbb{E}\mathcal{Y})(\mathcal{Y}' - \mathbb{E}\mathcal{Y}')|\mathcal{X} - \mathcal{X}'|_q],
 \end{aligned}$$

where $(\mathcal{X}', \mathcal{Y}')$ and $(\mathcal{X}'', \mathcal{Y}'')$ denote independent copies of $(\mathcal{X}, \mathcal{Y})$; see Shao and Zhang (2014) and Park et al. (2015). The MDD is an analogue of distance covariance introduced in Székely, Rizzo and Bakirov (2007) in that the same type of weighting function is used in its equivalent characteristic function-based definition and it completely characterizes the conditional mean dependence in the sense that $MDD(\mathcal{Y}|\mathcal{X}) = 0$ if and only if $E(\mathcal{Y}|\mathcal{X}) = E(\mathcal{Y})$ almost surely; see Section 2 of Shao and Zhang (2014). Note that the distance covariance is used to measure the dependence, whereas MDD is for conditional mean dependence.

In this paper, we introduce a new testing procedure based on an unbiased estimator of $MDD(\mathcal{Y}|\mathcal{X})^2$ in the high dimensional regime. Compared to the modified F -test proposed in Zhong and Chen (2011), our procedure is model-free and is able to detect nonlinear conditional mean dependence. Moreover, the proposed method is quite useful for detecting “dense” alternatives, i.e., there are a large number of (possibly weak) signals, and it can be easily extended to detect conditional quantile (in)dependence at a given quantile level (see Section 3). It is also worth mentioning that our theoretical argument is in fact applicable to testing procedures based on a broad class of dependence measures including MDD as a special case [see e.g. Székely et al. (2007) and Sejdinovic et al. (2013)].

2.1. Unbiased estimator. Given n independent observations $(\mathcal{X}_i, \mathcal{Y}_i)_{i=1}^n$ from the joint distribution of $(\mathcal{X}, \mathcal{Y})$ with $\mathcal{X}_i = (\mathcal{X}_{i1}, \mathcal{X}_{i2}, \dots, \mathcal{X}_{iq})^T \in \mathbb{R}^q$

and $\mathcal{Y}_i \in \mathbb{R}$, an unbiased estimator for $MDD(\mathcal{Y}|\mathcal{X})^2$ can be constructed using the idea of \mathcal{U} -centering [Székely and Rizzo (2014); Park et al. (2015)]. Define $A = (A_{ij})_{i,j=1}^n$ and $B = (B_{ij})_{i,j=1}^n$, where $A_{ij} = |\mathcal{X}_i - \mathcal{X}_j|_q$ and $B_{ij} = |\mathcal{Y}_i - \mathcal{Y}_j|^2/2$. Following Park et al. (2015), we define the \mathcal{U} -centered versions of A_{ij} and B_{ij} as

$$\begin{aligned}\tilde{A}_{ij} &= A_{ij} - \frac{1}{n-2} \sum_{l=1}^n A_{il} - \frac{1}{n-2} \sum_{k=1}^n A_{kj} + \frac{1}{(n-1)(n-2)} \sum_{k,l=1}^n A_{kl}, \\ \tilde{B}_{ij} &= B_{ij} - \frac{1}{n-2} \sum_{l=1}^n B_{il} - \frac{1}{n-2} \sum_{k=1}^n B_{kj} + \frac{1}{(n-1)(n-2)} \sum_{k,l=1}^n B_{kl}.\end{aligned}$$

A suitable estimator for $MDD(\mathcal{Y}|\mathcal{X})^2$ is given by

$$MDD_n(\mathcal{Y}|\mathcal{X})^2 = (\tilde{A} \cdot \tilde{B}) := \frac{1}{n(n-3)} \sum_{i \neq j} \tilde{A}_{ij} \tilde{B}_{ij},$$

where $\tilde{A} = (\tilde{A}_{ij})_{i,j=1}^n$ and $\tilde{B} = (\tilde{B}_{ij})_{i,j=1}^n$. In Section 1.1 of the supplement, we show that $MDD_n(\mathcal{Y}|\mathcal{X})^2$ is indeed an unbiased estimator for $MDD(\mathcal{Y}|\mathcal{X})^2$ and it has the expression

$$MDD_n(\mathcal{Y}|\mathcal{X})^2 = \frac{1}{\binom{n}{4}} \sum_{i < j < q < r} h(\mathcal{Z}_i, \mathcal{Z}_j, \mathcal{Z}_q, \mathcal{Z}_r),$$

where

$$h(\mathcal{Z}_i, \mathcal{Z}_j, \mathcal{Z}_q, \mathcal{Z}_r) = \frac{1}{6} \sum_{s < t, u < v}^{(i,j,q,r)} (A_{st}B_{uv} + A_{st}B_{st}) - \frac{1}{12} \sum_{(s,t,u)}^{(i,j,q,r)} A_{st}B_{su}$$

with $\mathcal{Z}_i = (\mathcal{X}_i, \mathcal{Y}_i)$, and $\sum_{s < t, u < v}^{(i,j,q,r)}$ denotes the summation over the set $\{(s, t, u, v) : s < t, u < v, (s, t, u, v) \text{ is a permutation of } (i, j, q, r)\}$. Therefore $MDD_n(\mathcal{Y}|\mathcal{X})^2$ is a U -statistic of order four. This observation plays an important role in subsequent derivations.

2.2. The MDD-based test. Given n observations $(X_i, Y_i)_{i=1}^n$ with $X_i = (x_{i1}, \dots, x_{ip})^T$ from the joint distribution of (X, Y) , we consider the MDD-based test statistic defined as

$$(5) \quad T_n = \sqrt{\binom{n}{2}} \frac{\sum_{j=1}^p MDD_n(Y|x_j)^2}{\hat{S}},$$

where $\hat{\mathcal{S}}^2$ is a suitable variance estimator defined in (7) below. To introduce the variance estimator, let (X', Y') with $X' = (x'_1, \dots, x'_p)^T$ be an independent copy of (X, Y) . Define $U_j(x, x') = \mathbb{E}[K(x, x'_j)] + \mathbb{E}[K(x_j, x')] - K(x, x') - \mathbb{E}[K(x_j, x'_j)]$ and $V(y, y') = (y - \mu)(y' - \mu)$ with $\mu = \mathbb{E}Y$ and $x, x', y, y' \in \mathbb{R}$. We further define the infeasible test statistic

$$\check{T}_n = \sqrt{\binom{n}{2}} \frac{\sum_{j=1}^p MDD_n(Y|x_j)^2}{\mathcal{S}},$$

where \mathcal{S} is given in (6). Because $MDD_n(Y|x_j)^2$ is a U -statistic, by the Hoeffding decomposition (see Section 1.2 of the supplement), we have under H'_0 ,

$$MDD_n(Y|x_j)^2 = \frac{1}{\binom{n}{2}} \sum_{1 \leq k < l \leq n} U_j(x_{kj}, x_{lj})V(Y_k, Y_l) + R_{j,n},$$

where $R_{j,n}$ is the remainder term. It thus implies that

$$\begin{aligned} \check{T}_n &= \sum_{j=1}^p \frac{1}{\sqrt{\binom{n}{2}} \mathcal{S}} \sum_{1 \leq k < l \leq n} U_j(x_{kj}, x_{lj})V(Y_k, Y_l) + \frac{\sqrt{\binom{n}{2}}}{\mathcal{S}} \sum_{j=1}^p R_{j,n} \\ &= \frac{1}{\mathcal{S}} (J_{n,1} + J_{n,2}), \end{aligned}$$

where $J_{n,1} = \binom{n}{2}^{-1/2} \sum_{1 \leq k < l \leq n} \sum_{j=1}^p V(Y_k, Y_l) U_j(x_{kj}, x_{lj})$ is the leading term and $J_{n,2} = \binom{n}{2}^{1/2} \sum_{j=1}^p R_{j,n}$ is the remainder term. Notice that under H'_0 ,

$$(6) \quad \text{var}(J_{n,1}) = \sum_{j, j'=1}^p \mathbb{E}V(Y, Y')^2 U_j(x_j, x'_j) U_{j'}(x_{j'}, x'_{j'}).$$

Moreover, because the contribution from $J_{n,2}$ is asymptotically negligible (see Theorem 2.1), we may set $\mathcal{S}^2 = \text{var}(J_{n,1})$. Based on the discussions in Section 2.1, we propose the following variance estimator for \mathcal{S}^2 ,

$$(7) \quad \hat{\mathcal{S}}^2 = \frac{2}{n(n-1)c_n} \sum_{1 \leq k < l \leq n} \sum_{j, j'=1}^p \tilde{A}_{kl}(j) \tilde{A}_{kl}(j') \tilde{B}_{kl}^2,$$

where $\tilde{A}_{kl}(j)$ is the \mathcal{U} -centered version of $A_{kl}(j) = |x_{kj} - x_{lj}|$, and

$$c_n = \frac{(n-3)^4}{(n-1)^4} + \frac{2(n-3)^4}{(n-1)^4(n-2)^3} + \frac{2(n-3)}{(n-1)^4(n-2)^3} \approx \frac{(n-3)^4}{(n-1)^4},$$

is a finite sample adjustment factor to reduce the bias of $\hat{\mathcal{S}}^2$. See more details in the supplement.

REMARK 2.1. We remark that $\hat{\mathcal{S}}^2$ is a biased estimator for \mathcal{S}^2 . To construct an unbiased estimator for \mathcal{S}^2 , we let $a(x_1, x_2, x_3, x_4) = |x_1 - x_2| - |x_1 - x_3| - |x_2 - x_4| + |x_3 - x_4|$ and $b(y_1, y_2, y_3, y_4) = (y_1 - y_3)(y_2 - y_4)$ for $x_i, y_i \in \mathbb{R}$. Define the estimator

$$\begin{aligned} \check{\mathcal{S}}^2 &= \frac{1}{\binom{n}{10}} \sum_{(j_1, \dots, j_{10})} \sum_{j, j'=1}^p a(x_{j_1, j}, x_{j_2, j}, x_{j_3, j}, x_{j_4, j}) a(x_{j_1, j'}, x_{j_2, j'}, x_{j_5, j'}, x_{j_6, j'}) \\ &\quad \times b(Y_{j_1}, Y_{j_2}, Y_{j_7}, Y_{j_8}) b(Y_{j_1}, Y_{j_2}, Y_{j_9}, Y_{j_{10}}), \end{aligned}$$

where the summation $\sum_{(j_1, \dots, j_{10})}$ is over all combination (j_1, \dots, j_{10}) chosen without replacement from $\{1, 2, \dots, n\}$. It is straightforward to verify that $\mathbb{E}[\check{\mathcal{S}}^2] = \mathcal{S}^2$. However, the calculation of $\check{\mathcal{S}}^2$ is much more expensive and it seems less convenient to use in the high-dimensional case.

REMARK 2.2. An alternative test statistic can be constructed based on the unbiased estimator of $MDD(Y|X)^2$. Specifically, we consider

$$\tilde{T}_n = \sqrt{\binom{n}{2}} \frac{MDD_n(Y|X)^2}{\hat{\eta}},$$

with $\hat{\eta}^2$ being a suitable estimator for $\mathbb{E}\bar{U}^2(X, X')V^2(Y, Y')$, where $\bar{U}(x, x') = \mathbb{E}[K(x, X')] + \mathbb{E}[K(X, x')] - K(x, x') - \mathbb{E}[K(X, X')]$. Note that \tilde{T}_n targets directly for the global hypothesis in (1). Using Taylor expansion and similar arguments in Székely and Rizzo (2013), it is expected that $\bar{U}(X, X') = \frac{\langle X - \mu_X, \mu_X - X' \rangle}{\sqrt{\tau}} + R^*$ as $p \rightarrow +\infty$, where $\tau = \mathbb{E}|X - X'|_p^2$, $\mu_X = \mathbb{E}X$ and R^* is the remainder term. We have up to a smaller order term

$$\begin{aligned} MDD(Y|X)^2 &= -E[V(Y, Y')\bar{U}(X, X')] \\ &\approx \frac{1}{\sqrt{\tau}} E[\langle (Y - \mu)(X - \mu_X), (Y' - \mu)(X' - \mu_X) \rangle] \\ &= \frac{1}{\sqrt{\tau}} \langle \mathbb{E}(Y - \mu)(X - \mu_X), \mathbb{E}(Y' - \mu)(X' - \mu_X) \rangle \\ &= \frac{1}{\sqrt{\tau}} \sum_{j=1}^p \text{cov}^2(Y, x_j) \end{aligned}$$

with $\mu = \mathbb{E}Y$ and $\langle a, b \rangle = a^T b$ for $a, b \in \mathbb{R}^p$. Thus for large p , \tilde{T}_n can be viewed as a combination of the pairwise covariances. Because $\text{cov}(Y, x_j)$ only captures the linear dependence, the proposed test T_n enjoys the advantage over \tilde{T}_n in the sense of detecting certain degree of component-wise nonlinear dependence. This idea is also related to additive modeling, where the effects of the covariates cumulate in an additive way.

Below we study the asymptotic properties of the proposed MDD-based test. Let $Z' = (X', Y')$, $Z'' = (X'', Y'')$ and $Z''' = (X''', Y''')$ be independent copies of $Z = (X, Y)$. Define $\tilde{U}(X, X') = \sum_{j=1}^p U_j(x_j, x'_j)$ and $H(Z, Z') = V(Y, Y')\tilde{U}(X, X')$. Further define $G(Z, Z') = E[H(Z, Z'')H(Z', Z''')|(Z, Z')]$. We present the following result regarding the asymptotic behavior of T_n under H'_0 .

THEOREM 2.1. *Under the assumption that*

$$(8) \quad \frac{\mathbb{E}[G(Z, Z')^2]}{\{\mathbb{E}[H(Z, Z')^2]\}^2} \rightarrow 0, \quad \frac{\mathbb{E}[H(Z, Z')^4]/n + \mathbb{E}[H(Z, Z'')^2 H(Z', Z''')^2]}{n\{\mathbb{E}[H(Z, Z')^2]\}^2} \rightarrow 0,$$

and the null hypothesis H'_0 , we have

$$(9) \quad \frac{J_{n,1}}{\mathcal{S}} = \frac{1}{\sqrt{\binom{n}{2}}\mathcal{S}} \sum_{1 \leq i < j \leq n} H(Z_i, Z_j) \rightarrow^d N(0, 1).$$

Moreover assuming that

$$(10) \quad \frac{\mathbb{E}[\tilde{U}(X, X'')^2 V(Y, Y')^2]}{\mathcal{S}^2} = o(n),$$

$$(11) \quad \frac{\text{var}(Y)^2 \sum_{j,j'=1}^p \text{dcov}(x_j, x_{j'})^2}{\mathcal{S}^2} = o(n^2),$$

where

$$\text{dcov}(x_j, x_{j'})^2 = \mathbb{E}U_j(x_j, x'_j)U_{j'}(x_{j'}, x'_j)$$

denotes the (squared) distance covariance between x_j and $x_{j'}$ [see the definition in Székely et al. (2007)]. Then we have $J_{n,2}/\mathcal{S} = o_p(1)$ and hence

$$(12) \quad \check{T}_n \rightarrow^d N(0, 1).$$

The following theorem shows that $\hat{\mathcal{S}}^2$ is ratio-consistent under the null.

THEOREM 2.2. *Under the conditions in Theorem 2.2, we have $\hat{\mathcal{S}}^2/\mathcal{S}^2 \rightarrow^p 1$. As a consequence, $T_n \rightarrow^d N(0, 1)$.*

Condition (8) ensures the asymptotic normality of the leading term $J_{n,1}$ as well as the ratio-consistency for $\hat{\mathcal{S}}^2$, while Conditions (10)-(11) guarantee that the remainder $J_{n,2}$ is asymptotically negligible. To gain more insight on Condition (8), we define the operator

$$A(g)(z) = \mathbb{E}[H(Z, z)g(Z)],$$

where $g : \mathbb{R}^{p+1} \rightarrow \mathbb{R}$ is a measurable function. Let $\{\lambda_j\}_{j=1}^{+\infty}$ be the set of eigenvalues for A . To obtain a normal limit for the leading term, a typical condition [see Hall (1984)] is given by

$$(13) \quad \frac{(\sum_{j=1}^{+\infty} \lambda_j^t)^{2/t}}{\sum_{j=1}^{+\infty} \lambda_j^2} \rightarrow 0,$$

for some $t > 2$. Note that $\mathbb{E}G(Z, Z')^2 = \sum_{j=1}^{+\infty} \lambda_j^4$ and $\mathbb{E}H(Z, Z')^2 = \sum_{j=1}^{+\infty} \lambda_j^2$. Thus the condition $\mathbb{E}G(Z, Z')^2 / \{\mathbb{E}H(Z, Z')^2\}^2 \rightarrow 0$ is equivalent to (13) with $t = 4$.

2.3. Further discussions on the conditions. Because MDD has an interpretation based on characteristic function, we provide more discussions about Condition (13) based on this interpretation. Let $\iota = \sqrt{-1}$ and $w(t) = 1/(\pi t^2)$, and denote by \bar{a} the conjugate of a complex number a . Define $G_j(u_j, y; t) = (f_{x_j}(t) - e^{itu_j})(\mu - y)$ for $u_j, y, t \in \mathbb{R}$, where f_{x_j} denotes the characteristic function for x_j . By Lemma 1 of Székely et al. (2007), it can be shown that

$$H(z, z') = \int_{\mathbb{R}} \sum_{j=1}^p G_j(u_j, y; t) \overline{G_j(u'_j, y'; t)} w(t) dt,$$

where $z = (u_1, \dots, u_p, y)^T$ and $z' = (u'_1, \dots, u'_p, y')^T$. Let $L^2(w)$ be the space of functions such that $\int_{\mathbb{R}} f(t)^2 w(t) dt < \infty$ for $f \in L^2(w)$. For $g \in L^2(w)$, let $\varphi_{ji}(g)(t) = \int_{\mathbb{R}} g(t') \mathbb{E}[G_j(x_j, Y; t) \overline{G_i(x_i, Y; t')}] w(t') dt'$. For $g = (g_1, \dots, g_p)^T$ with $g_j \in L^2(w)$, define the operator

$$\Phi(g) = \left(\sum_{i=1}^p \varphi_{1i}(g_i), \dots, \sum_{i=1}^p \varphi_{pi}(g_i) \right).$$

It is shown in Section 1.4 of the supplement that λ_j is the eigenvalue associated with Φ . If we define Tr as the nuclear norm for the Hermitian operator Φ . Then with $t = 4$, the condition required is that

$$\frac{Tr^{1/2}(\Phi^4)}{Tr(\Phi^2)} \rightarrow 0,$$

which can be viewed as a generalization of the condition in the linear case [see Chen and Qin (2010); Zhong and Chen (2011)] to the nonlinear situation.

Below we show that the assumptions in Theorem 2.1 can be made more explicit in the following two cases: (i) banded dependence structure; (ii) Gaussian design.

ASSUMPTION 2.1. *Assume that*

$$0 < c \leq \text{var}(Y|X) \leq \mathbb{E}[(Y - \mathbb{E}[Y|X])^4|X]^{1/2} \leq C < +\infty,$$

almost surely for some constants c and C .

Suppose $Y = g(X) + \sigma(X)\epsilon$, where $E[\epsilon|X] = 0$, $\mathbb{E}[\epsilon^2|X] \geq c_1 > 0$ and $\mathbb{E}[\epsilon^4|X] < C_1 < \infty$. If $0 < c < \sigma(X) < C < \infty$, it can be verified that Assumption 2.1 holds. Note that Assumption 2.1 can be relaxed with additional conditions but at the expense of lengthy details.

PROPOSITION 2.1. *Suppose for an unknown permutation $\pi : \{1, 2, \dots, p\} \rightarrow \{1, 2, \dots, p\}$:*

$$x_{\pi(i)} = g_{\pi(i)}(\epsilon_i, \epsilon_{i+1}, \dots, \epsilon_{i+L}),$$

for $1 \leq i \leq p$ and $L \geq 0$, where $\{\epsilon_i\}$ are independent random variables, and g_i is measurable function such that x_i is well defined. Suppose

$$(14) \quad \frac{p(L+1)^3 \max \{ \max_{1 \leq j \leq p} n^{-1} \text{var}(x_j)^2, \max_{1 \leq j \leq p} (\mathbb{E}[|x_j - \mu_j|])^4 \}}{(\sum_{|j-k| \leq L} \text{dcov}(x_j, x_k))^2} \rightarrow 0,$$

and Assumption 2.1 holds. Then the conditions in Theorem 2.1 are satisfied. In particular, if $L = o(p^{1/3})$ and $\max_{1 \leq j \leq p} \text{var}(x_j) / \min_{1 \leq j \leq p} \text{dcov}(x_j, x_j)^2$ is bounded from above, (14) is fulfilled.

PROPOSITION 2.2. *Suppose $X \sim N(0, \Sigma)$ with $\Sigma = (\sigma_{jk})_{j,k=1}^p$ and $\sigma_{ii} = 1$. Assume that $\max_{j \neq k} |\sigma_{jk}| \leq c < 1$ and*

$$(15) \quad \frac{\sum_{j,k,l,m=1}^p |\sigma_{jk}\sigma_{kl}\sigma_{lm}\sigma_{mj}|}{\text{Tr}^2(\Sigma^2)} \rightarrow 0, \quad \frac{\sum_{j=1}^p (\sum_{k=1}^p \sigma_{jk}^2)^3}{n \text{Tr}^2(\Sigma^2)} \rightarrow 0,$$

Then under Assumption 2.1, the conditions in Theorem 2.1 are satisfied.

From the above two propositions, we can see that the asymptotic normality of our test statistic under the null hypothesis can be derived without any explicit constraints on the growth rate of p as a function of n . In certain cases (e.g., in the Gaussian design with $\Sigma = I_p$), p can grow to infinity freely as $n \rightarrow \infty$.

2.4. *Wild bootstrap.* To improve the finite sample performance when sample size is small, we further propose a wild bootstrap approach to approximate the null distribution of the MDD-based test statistic as a useful alternative to normal approximation. Recall from Section 2.1 that $MDD_n(Y|x_j)^2 = \frac{1}{n(n-3)} \sum_{k \neq l} \tilde{A}_{kl}(j) \tilde{B}_{kl}$, we then need to perturb the sample MDDs using a symmetric distributed random variable with mean 0 and variance 1. Specifically, generate $\{e_i\}_{i=1}^n$ from standard normal distribution. Then the bootstrap MDD_n is defined as

$$MDD_n^*(Y|x_j)^2 = \frac{1}{n(n-1)} \sum_{k \neq l} \tilde{A}_{kl}(j) \tilde{B}_{kl} e_k e_l.$$

The studentized bootstrap statistic is given by

$$T_n^* = \sqrt{\binom{n}{2}} \frac{\sum_{j=1}^p MDD_n^*(Y|x_j)^2}{\hat{S}^*},$$

where

$$\hat{S}^{*2} = \frac{1}{\binom{n}{2}} \sum_{j,j'=1}^p \sum_{1 \leq k < l \leq n} \tilde{A}_{kl}(j) \tilde{A}_{kl}(j') \tilde{B}_{kl}^2 e_k^2 e_l^2.$$

The form of \hat{S}^{*2} can be motivated from the same argument used in (6) by deriving the leading term in the unconditional variance of $\sum_{j=1}^p MDD_n^*(Y|x_j)^2$. Notice that conditional on the sample, \hat{S}^{*2} is an unbiased estimator for $var^*(\sqrt{\binom{n}{2}} \sum_{j=1}^p MDD_n^*(Y|x_j)^2)$, where var^* stands for the variance conditional on the sample. Repeat the above procedure B times, and denote by $T_n^{*(b)}$ the values of the bootstrap statistics for $1 \leq b \leq B$. The corresponding bootstrap p-value is given by $\frac{1}{B} \sum_{b=1}^B \mathbf{1}(T_n^{*(b)} \geq T_n)$. We reject the null hypothesis when the p-value is less than the nominal level α . To study the theoretical property of the bootstrap procedure, we first introduce a notion of bootstrap consistency, also see Li et al. (2003).

DEFINITION 2.1. Let ζ_n denote a statistic that depends on the random samples $\{Z_i\}_{i=1}^n$. We say that $(\zeta_n|Z_1, Z_2, \dots)$ converges to $(\zeta|Z_1, Z_2, \dots)$ in distribution in probability if for any subsequence ζ_{n_k} there is a further subsequence $\zeta_{n_{k_j}}$ such that $(\zeta_{n_{k_j}}|Z_1, Z_2, \dots)$ converges to $(\zeta|Z_1, Z_2, \dots)$ in distribution for almost every sequence $\{Z_1, Z_2, \dots\}$.

The following theorem establishes the bootstrap consistency.

THEOREM 2.3. *Suppose the conditions in Theorem 2.1 hold. Then we have*

$$\sqrt{\binom{n}{2}} \frac{\sum_{j=1}^p MDD_n^*(Y|x_j)^2}{\hat{S}^*} \rightarrow^{\mathcal{D}^*} N(0, 1),$$

where $\rightarrow^{\mathcal{D}^*}$ denotes convergence in distribution in probability.

2.5. *Asymptotic analysis under local alternatives.* Below we turn to the asymptotic analysis under local alternatives. Define $\tilde{\mathcal{L}}(x, y) = \mathbb{E}\tilde{U}(x, \mathcal{X})V(y, \mathcal{Y})$ and $H^*(Z, Z') = H(Z, Z') - \tilde{\mathcal{L}}(X, Y) - \tilde{\mathcal{L}}(X', Y') + \mathbb{E}[\tilde{U}(X, X')V(Y, Y')]$. Note that $\mathbb{E}[H^*(z, Z')] = \mathbb{E}[H^*(Z, z')] = 0$. Thus H^* can be viewed as a demeaned version of H under alternatives. With some abuse of notation, denote

$$G^*(Z, Z') = E[H^*(Z, Z'')H^*(Z', Z'')|(Z, Z')]$$

and let $\mathcal{S}^2 = \text{var}(H^*(Z, Z'))$.

THEOREM 2.4. *Under the assumptions that $\text{var}(\tilde{\mathcal{L}}(X, Y)) = o(n^{-1}\mathcal{S}^2)$ and*

$$\frac{\mathbb{E}[G^*(Z, Z')^2]}{\{\mathbb{E}[H^*(Z, Z')^2]\}^2} \rightarrow 0, \quad \frac{\mathbb{E}[H^*(Z, Z')^4]/n + \mathbb{E}[H^*(Z, Z'')^2H^*(Z', Z'')^2]}{n\{\mathbb{E}[H^*(Z, Z')^2]\}^2} \rightarrow 0,$$

We have

$$\frac{1}{\sqrt{\binom{n}{2}}\mathcal{S}} \sum_{1 \leq k < l \leq n} \left(H(Z_k, Z_l) - \sum_{j=1}^p MDD(Y|x_j)^2 \right) \rightarrow^d N(0, 1).$$

Moreover assuming (10), (11), and that $\text{var}(\tilde{\mathcal{L}}(X, Y')) = o(\mathcal{S}^2)$ with $\mathcal{S}^2 = \text{var}(H^*(Z, Z'))$, we have

$$\sqrt{\binom{n}{2}} \frac{\sum_{j=1}^p \{MDD_n(Y|x_j)^2 - MDD(Y|x_j)^2\}}{\mathcal{S}} \rightarrow^d N(0, 1).$$

REMARK 2.3. Under H'_0 , we have $\tilde{\mathcal{L}}(x, y) = 0$ for any x and y , and $H^*(\cdot, \cdot) = H(\cdot, \cdot)$. Hence Theorem 2.4 provides a natural generalization of the results in Theorem 2.1 to the case of local alternatives.

REMARK 2.4. The conditions in Theorem 2.4 also have the characteristic function interpretation. In particular, the results in Section 2.3 also hold for local alternatives when $G_j(u_j, y; t)$ is replaced by its demeaned version $G_j(u_j, y; t) - \mathbb{E}G_j(x_j, Y; t)$.

REMARK 2.5. In Section 1.7 of the supplement, we show that the two conditions

$$\text{var}(\tilde{\mathcal{L}}(X, Y)) = o(n^{-1}\mathcal{S}^2), \quad \text{var}(\tilde{\mathcal{L}}(X, Y')) = o(\mathcal{S}^2),$$

have similar interpretation as equation (4.2) in Zhong and Chen (2011). More precisely, let $h(t) = (h_1(t), \dots, h_p(t))$ with $h_j(t) = \mathbb{E}(f_{x_j}(t) - e^{tx_j})(\mu - Y)$ for $1 \leq j \leq p$. The above two conditions essentially impose constraints on the distance between $h(t)$ and $\mathbf{0}_{p \times 1}$ through a metric in some Hilbert space. The characterization of the local alternative model is somewhat abstract but this is sensible because MDD targets at very broad alternatives, i.e., arbitrary type of conditional mean dependence. In the special case that (X, Y) are jointly Gaussian, it is in fact possible to make the conditions in Theorem 2.4 more explicit, but the details are fairly tedious and complicated, so are omitted due to space limitation.

REMARK 2.6. When $\hat{\mathcal{S}}$ is close to \mathcal{S} under the local alternative, Theorem 2.4 suggests that the power function of T_n is given by

$$\varphi \left(-c_\alpha + \sqrt{\binom{n}{2}} \sum_{j=1}^p MDD(Y|x_j)^2 / \mathcal{S} \right),$$

where φ is the distribution function of $N(0, 1)$ and c_α is the $100(1 - \alpha)\%$ quantile of $N(0, 1)$.

Below we compare the asymptotic power of the MDD-based test with that of Zhong and Chen (2011)'s test. Consider a linear regression model

$$Y = \beta_1 x_1 + \beta_2 x_2 + \dots + \beta_p x_p + \epsilon,$$

where $X = (x_1, \dots, x_p)^T \sim N(0, \check{\Sigma})$ with $\check{\Sigma} = (\check{\sigma}_{ij})_{i,j=1}^p$, and ϵ is independent of X with $\mathbb{E}\epsilon = 0$ and $\text{var}\epsilon = \sigma^2$. By Example 2.1, testing H'_0 is equivalent to testing the global null H_0 provided that $\check{\Sigma}$ is invertible. The power function of Zhong and Chen (2011)'s test is given by

$$\varphi \left(-c_\alpha + \frac{n\beta^T \check{\Sigma}^2 \beta}{\sqrt{2\text{tr}(\check{\Sigma}^2)\sigma^2}} \right).$$

By Remark 2.6, the asymptotic relative efficiency (Pitman efficiency) of the two tests is determined by the ratio,

$$\mathcal{R} = \frac{\sum_{j=1}^p MDD(Y|x_j)^2}{\mathcal{S}} \frac{\sqrt{\text{tr}(\check{\Sigma}^2)\sigma^2}}{\beta^T \check{\Sigma}^2 \beta}.$$

Under the local alternative considered in Theorem 2.4, we can show that

$$\begin{aligned} \sum_{j=1}^p MDD(Y|x_j)^2 &= - \sum_{j=1}^p \beta^T \mathbb{E}[XX^T|x_j - x'_j] \beta, \\ \mathcal{S}^2 &= \sigma^4 \sum_{j,j'=1}^p \text{dcov}(x_j, x_{j'})^2, \end{aligned}$$

which implies that

$$\mathcal{R} = \frac{- \sum_{j=1}^p \beta^T \mathbb{E}[XX^T|x_j - x'_j] \beta \sqrt{\text{tr}(\check{\Sigma}^2)}}{\sqrt{\sum_{j,j'=1}^p \text{dcov}(x_j, x_{j'})^2} \beta^T \check{\Sigma}^2 \beta}.$$

When $\check{\Sigma} = I_p$, direct calculation shows that

$$\mathcal{R} = \frac{MDD(x_1|x_1)^2}{\text{dcov}(x_1, x_1)} \approx 0.891,$$

where we have used Theorem 1 in Shao and Zhang (2014). It therefore suggests that the MDD-based test is asymptotically less powerful than Zhong and Chen (2011)'s test but the power loss is fairly moderate. This is consistent with our statistical intuition in the sense that Zhong and Chen (2011)'s test is developed under the linear model assumption while the MDD-based test is model-free and thus can be less powerful in the linear case.

REMARK 2.7. We mainly focus on the degenerate case in the above discussions. When the test statistic is non-degenerate under the alternative, we have the following decomposition [see Serfling (1980)],

$$\sum_{k=1}^p \{MDD_n(Y|x_k)^2 - MDD(Y|x_k)^2\} = \frac{2}{n} \sum_{i=1}^n (\tilde{\mathcal{L}}(X_i, Y_i) - \mathbb{E}\tilde{\mathcal{L}}(X_i, Y_i)) + \tilde{\mathcal{R}}_n,$$

with $\tilde{\mathcal{R}}_n$ being the remainder term. In this case, the asymptotic normality is still attainable under suitable assumptions.

3. Conditional quantile dependence testing. In this section, we consider the problem of testing the conditional quantile dependence in high dimension. Let $Q_\tau(Y)$ and $Q_\tau(Y|\cdot)$ be the unconditional and conditional quantiles of Y at the τ th quantile level respectively. For $\tau \in (0, 1)$, we are interested in testing

$$H_{0,\tau} : Q_\tau(Y|x_j) = Q_\tau(Y) \quad \text{almost surely,}$$

for all $1 \leq j \leq p$ versus the alternative that

$$H_{a,\tau} : P(Q_\tau(Y|x_j) \neq Q_\tau(Y)) > 0$$

for some $1 \leq j \leq p$. To this end, we define $W_j = \tau - \mathbf{1}\{Y_j \leq Q_\tau(Y)\}$ and $\hat{W}_j = \tau - \mathbf{1}\{Y_j \leq \hat{Q}_\tau\}$, where \hat{Q}_τ is the τ th sample quantile of Y . Define the estimator $MDD_n(\hat{W}|x_j)^2$ for $MDD(W|x_j)^2$ based on the sample $(\hat{W}_i, X_i)_{i=1}^n$. Let

$$\hat{\sigma}_{Q,j,j'} = \frac{1}{\binom{n}{2}} \sum_{1 \leq k < l \leq n} \tilde{A}_{kl}(j) \tilde{A}_{kl}(j') (\hat{B}_{Q,kl}^*)^2,$$

with $\hat{B}_{Q,kl}^*$ being the \mathcal{U} -centered version of $\hat{B}_{Q,kl} = |\hat{W}_k - \hat{W}_l|^2/2$. Define $\hat{S}_Q^2 = \sum_{j,j'=1}^p \hat{\sigma}_{Q,j,j'}$. We consider the test statistic

$$T_{Q,n} = \sqrt{\binom{n}{2}} \frac{\sum_{j=1}^p MDD_n(\hat{W}|x_j)^2}{\hat{S}_Q},$$

and its infeasible version

$$\check{T}_{Q,n} = \sqrt{\binom{n}{2}} \frac{\sum_{j=1}^p MDD_n(\hat{W}|x_j)^2}{S_Q},$$

where $S_Q^2 = \sum_{j,j'=1}^p \mathbb{E}W^2(W')^2 U_j(x_j, x'_j) U_{j'}(x_{j'}, x'_j)$. To facilitate the derivation, we make the following assumptions.

ASSUMPTION 3.1. *The cumulative distribution function of the continuous response variable Y , F_Y is continuously differentiable in a small neighborhood of $Q_\tau(Y)$, say $[Q_\tau(Y) - \delta_0, Q_\tau(Y) + \delta_0]$ with $\delta_0 > 0$. Let $G_1(\delta_0) = \inf_{y \in [Q_\tau(Y) - \delta_0, Q_\tau(Y) + \delta_0]} f_Y(y)$ and $G_2(\delta_0) = \sup_{y \in [Q_\tau(Y) - \delta_0, Q_\tau(Y) + \delta_0]} f_Y(y)$, where f_Y is the density function of Y . Assume that $0 < G_1(\delta_0) \leq G_2(\delta_0) < \infty$.*

ASSUMPTION 3.2. *There exists $\delta > 0$ such that the collection of random variables $\{\mathbf{1}\{Y \leq Q_\tau(Y) + a\}, -\delta \leq a \leq \delta\}$ is independent of X .*

Assumption 3.1 was first introduced in Shao and Zhang (2014) and is quite mild. We note that the conditional quantile independence at τ th quantile level implies that $\mathbf{1}\{Y < Q_\tau(Y)\}$ is independent of X as $\mathbf{1}\{Y < Q_\tau(Y)\}$ is a Bernoulli random variable. Thus Assumption 3.2 is quite a bit stronger than the independence between X and $\mathbf{1}\{Y < Q_\tau(Y)\}$ and it can be interpreted

as a local quantile independence assumption. We provide some examples in Section 4 where the local quantile independence assumption may or may not hold at some quantile level; see Examples 4.3 and 4.4. Next, we define $\tilde{T}_{Q,n}$ by replacing \hat{W} with W in the definition of $\check{T}_{Q,n}$.

PROPOSITION 3.1. *Suppose Assumptions 3.1-3.2 hold. We have*

$$\left| \tilde{T}_{Q,n} - \check{T}_{Q,n} \right| \rightarrow^p 0.$$

The above result suggests that the effect by replacing W with \hat{W} is asymptotically negligible. The following main result follows immediately from Proposition 3.1.

THEOREM 3.1. *Suppose the assumptions in Theorem 2.1 hold with Y and \mathcal{S} being replaced by W and \mathcal{S}_Q respectively. Then we have $\tilde{T}_{Q,n} \rightarrow^d N(0, 1)$. Moreover under Assumptions 3.1-3.2, we have $\check{T}_{Q,n} \rightarrow^d N(0, 1)$.*

4. Simulation studies. In this section, we present simulation results for conditional mean dependence tests in Section 4.1; conditional quantile dependence tests in Section 4.2. We report the empirical sizes of the wild bootstrap approach in Section 4.3.

4.1. *Conditional mean independence.* In this subsection, we conduct several simulations to assess the finite sample performance of the proposed MDD-based test for conditional mean independence (mdd, hereafter). For comparison, we also implement the modified F -test proposed by Zhong and Chen (2011) (ZC test, hereafter). Note that the ZC test is designed for testing the regression coefficients simultaneously in high-dimensional linear models while our procedure does not rely on any specific model assumptions. All the results are based on 1000 Monte Carlo replications.

EXAMPLE 4.1. Following Zhong and Chen (2011), consider the linear regression model with the simple random design,

$$Y_i = X_i^T \beta + \epsilon_i, \quad i = 1, 2, \dots, n,$$

where $X_i = (x_{i1}, x_{i2}, \dots, x_{ip})^T$ is generated from the following moving average model

$$(16) \quad x_{ij} = \alpha_1 z_{ij} + \alpha_2 z_{i(j+1)} + \dots + \alpha_T z_{i(j+T-1)} + \mu_j,$$

for $j = 1, \dots, p$, and $T = 10, 20$. Here $Z_i = (z_{i1}, \dots, z_{i(p+T-1)})^T \stackrel{i.i.d.}{\sim} N(0, I_{p+T-1})$ and $\{\mu_j\}_{j=1}^p$ are fixed realizations from Uniform(2,3), i.e., the

uniform distribution on $(2, 3)$. The coefficients $\{\alpha_k\}_{k=1}^T$ are generated from $\text{Uniform}(0,1)$ and are kept fixed once generated. We consider two distributions for ϵ_i namely, $N(0, 4)$ and centralized gamma distribution with shape parameter 1 and scale parameter 0.5.

Under the null, $\beta = \mathbf{0}_{p \times 1}$. Similar to Zhong and Chen (2011), we consider two configurations under alternatives. One is the non-sparse case, in which we equally allocate the first half β_j to be positive so that they all have the same magnitude of signals. The other one is the sparse case, where we choose the first five elements of β to be positive and also equal. In both cases, we fix $|\beta|_p := (\sum_{j=1}^p \beta_j^2)^{1/2}$ at the level 0.06. In addition, we consider $n = 40, 60, 80$, and $p = 34, 54, 76, 310, 400, 550$.

Table 1 presents the empirical sizes and powers of the proposed test and the ZC test. The empirical sizes of both tests are reasonably close to the 10% nominal level for two different error distributions. At the 5% significance level, however, we see both tests have slightly inflated rejection probabilities under the null. This is due to the skewness of the test statistics in finite samples, which was also pointed out in Zhong and Chen (2011). We provide in Figure 1 the density plot of the proposed test statistic as well as the density of standard Normal for $T = 20$. The plot for $T = 10$ is very similar and therefore omitted here. As we can see from the plot, when sample size and dimension are both small, the distribution of the test statistic is skewed to the right, which explains the inflated type I error; when we increase dimension and sample size, the sampling distribution is getting closer to the standard Normal. Overall, both tests perform reasonably well under the null.

For the empirical powers, since the underlying model is indeed a simple linear model, we expect the ZC test to have more power under correct model specification than our test. From Table 1, we see that for the non-sparse alternative, the powers are quite high and close to each other for the two tests; the powers are comparable for two error distributions. Under the sparse alternative, both tests have substantial power loss when the dimension is much larger than the sample size indicating that both the mdd and ZC tests target for dense alternatives. Overall, our test is highly comparable to the ZC test under the simple linear model.

EXAMPLE 4.2. The second experiment is designed to evaluate the performance of the tests under non-linear model:

$$Y_i = \sqrt{\sum_{j=1}^p \beta_j x_{ij}^2} + \epsilon_i, \quad i = 1, 2, \dots, n,$$

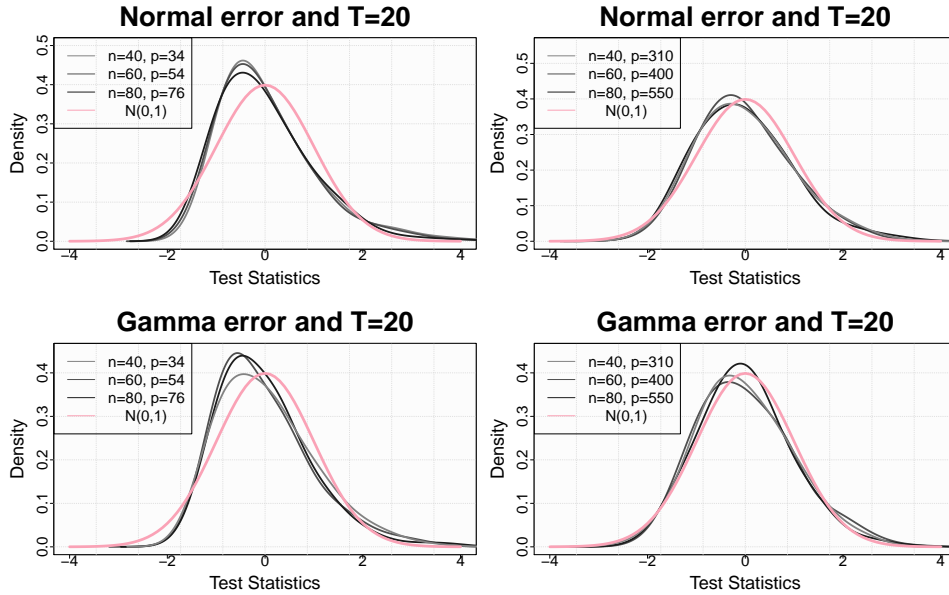


FIG 1. Density curves of the sampling distribution of the proposed test statistic (green lines) and the standard normal distribution (red line).

where the covariates $X_i = (x_{i1}, x_{i2}, \dots, x_{ip})^T$ are generated from the following model:

$$(17) \quad x_{ij} = (\varsigma_{ij} + \varsigma_{i0})/\sqrt{2}, \quad j = 1, 2, \dots, p,$$

where $(\varsigma_{i0}, \varsigma_{i1}, \dots, \varsigma_{ip})^T \stackrel{i.i.d.}{\sim} N(0, I_{p+1})$. Hence the covariates are strongly correlated with the pairwise correlation equal to 0.5. We consider three configurations for the error, $N(0, 1)$, t_3 , and $\chi^2 - 1$ respectively.

Under the null, we set $\beta = (\beta_1, \dots, \beta_p)^T = \mathbf{0}_{p \times 1}$. Under the non-sparse alternative, we set $\beta_j = \mathbf{1}\{1 \leq j \leq \lfloor n/2 \rfloor\}$. For the sparse alternative, $\beta_j = \mathbf{1}\{1 \leq j \leq 5\}$. We consider $n = 100$ and $p = 50, 100, 200$.

Table 2 reports the empirical size and power for the two tests. The size phenomenon is very similar to that of Example 4.1. Under the alternatives, the mdd test consistently outperforms the ZC test in all cases. We observe that under the nonlinear model, the ZC test exhibits very low powers. By contrast, our proposed test is much more powerful (especially in the non-sparse case) regardless of p and the error distribution.

4.2. *Conditional quantile independence.* In this subsection, we carry out additional simulations to evaluate the performance of the proposed test for conditional quantile independence.

EXAMPLE 4.3. Consider the following mixture distribution:

$$Y = (1 + Z) \cdot \epsilon - (1 + X^T \beta) \cdot (1 - \epsilon)$$

where ϵ is a Bernoulli random variable with success probability 0.5; Z is from Gamma(2,2) and X has p components generated from i.i.d Gamma(6,1).

Here $\beta = \mathbf{0}_{p \times 1}$ under the null and it is positive for some components under the alternative. Hence Y has a mixture distribution with half probability to be positive or negative. We also consider non-sparse and sparse alternative and fix $|\beta|_p = 0.06$ as in Example 4.1. We set $p = 50, 100, 200$, $n = 100$ and consider three different quantile levels, $\tau = 0.25, 0.5, 0.75$.

It is not difficult to see that when $\beta = 0$, Y and X are independent at all quantile levels; when $\beta \neq 0$, Y is conditionally quantile independent of X only when $\tau \geq 0.5$. Furthermore, when $\beta \neq 0$, the local quantile independence described in Assumption 3.2 is satisfied when $\tau = 0.75$, but does not hold at $\tau = 0.5$. As presented in Table 3, our proposed test demonstrates nontrivial power only at quantile level 0.25 under both the sparse and non-sparse alternative, which is consistent with the theory.

EXAMPLE 4.4. This example considers a simple model with heteroscedasticity:

$$Y_i = (1 + X_i^T \beta)^2 \epsilon_i$$

where $X_i = (x_{i1}, x_{i2}, \dots, x_{ip})^T$ is a p -dimensional vector of covariates generated as in (17) and ϵ_i is the error independent of X_i . All the other configurations are the same as Example 4.2.

We examine the sizes and powers under both non-sparse alternatives and sparse alternatives with four different error distributions, i.e., $N(0, 1)$, t_3 , Cauchy(0,1) and $\chi_1^2 - 1$. We are interested in testing the conditional quantile independence at $\tau = 0.25, 0.5, 0.75$. Consider $p = 50, 100, 200$, and $n = 100$. For the purpose of comparison, we also include the results using our MDD-based test for conditional mean independence. Note that when β is nonzero, conditional quantile independence only holds at $\tau = 0.5$ for the errors of three types (Normal, Student-t and Cauchy), while conditional quantile dependence is present for other combinations of quantile levels and error distributions. Further note that the local quantile independence assumption (Assumption 3.2) does not hold when $\beta \neq 0$ and $\tau = 0.5$.

Table 4 shows the empirical sizes and powers for various configurations. The sizes are generally precise at 10% level and slightly inflated at 5% level under H_0 , and they do not seem to depend on the error distribution much. The empirical powers apparently depend on the error distribution. For symmetric distributions, $N(0, 1)$, t_3 and Cauchy(0,1) error, they have comparable powers at $\tau = 0.25$ and 0.75. The powers suffer big reduction under sparse alternatives. In contrast, power for $\chi_1^2 - 1$ is almost 1 under the non-sparse alternative at $\tau = 0.25$ and remains high even under sparse alternative; at $\tau = 0.75$, the proposed test has moderate power in the non-sparse case and suffers a great power loss in the sparse case. This phenomenon may be related to the fact that the chi-square distribution is skewed to the right. At $\tau = 0.5$, we observe a significant upward size distortion for all the three symmetric distribution (i.e., Normal, student- t and Cauchy), where the conditional median does not depend on the covariates (i.e., under the null). We speculate that this size distortion is related to the violation of local quantile independence in Assumption 3.2, and indicates the necessity of Assumption 3.2 in obtaining the weak convergence of our test statistics to the standard normal distribution. For non-symmetric distribution (Chi-square), the power is satisfactory at the median.

In comparison, the MDD-based test for conditional mean has power close to the level for $N(0, 1)$, t_3 and $\chi_1^2 - 1$ as the covariates only contribute to the conditional variance of the response but not to the conditional mean. In addition, when the mean does not exist, for example in the Cauchy(0,1) case, we observe that the MDD-based test for conditional mean has very little power. Therefore, the test for the conditional quantile dependence can be a good complement to the conditional mean independence test, especially for models that exhibit conditional heteroscedasticity and heavy tail.

4.3. *Wild bootstrap.* In this section, we implement the Wild bootstrap proposed in Section 2.4. We again consider Example 4.1 under the null of $\beta = \mathbf{0}_{p \times 1}$ in Section 4.1. The results are summarized in Table 5, where we compare the type I errors delivered by normal approximation (mdd) with the wild bootstrap (Boot) approach. It is observed that the size is usually more accurate using wild bootstrap. This is not surprising as it is known in the literature that application of bootstrap method to pivotal statistic has better asymptotic properties, e.g., faster rate of convergence of the actual significance level to the nominal significance level, see the discussions in Westfall and Young (1993). To understand whether the bootstrap distribution is mimicking the finite sample distribution of our test statistics under the null, we also provide in Figure 2 the histograms of the p-values

corresponding to the wild bootstrap. As we can see from these histograms, the p-values are close to being uniformly distributed between 0 and 1 indicating the bootstrap distribution is consistently approximating the null distribution of the test statistics.

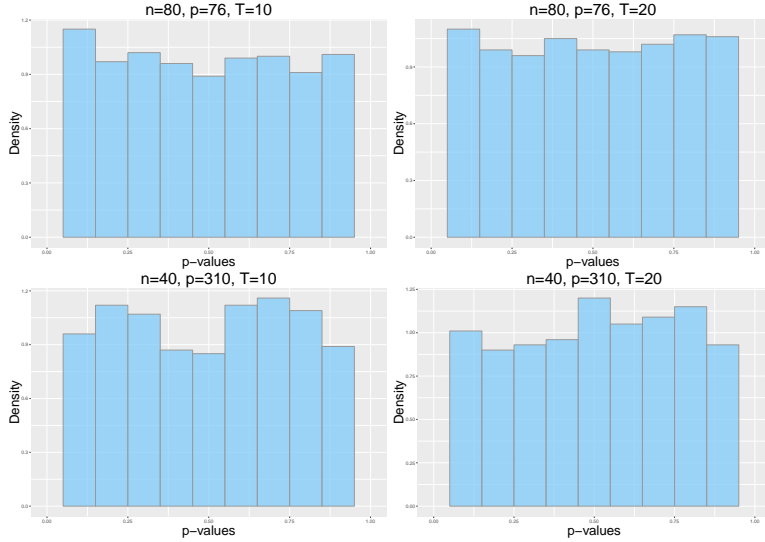


FIG 2. Histograms of the p-values of the test statistics using the studentized bootstrap critical value.

5. Conclusion. In this paper, we proposed new tests for testing conditional mean and conditional quantile independence in the high dimensional setting, where the number of covariates is allowed to grow rapidly with the sample size. Our test statistics are built on the MDD, a recently proposed metric for quantifying conditional mean dependence, and do not involve any tuning parameters. A distinctive feature of our test is that it is totally model free and is able to capture nonlinear dependence which cannot be revealed by using traditional linear dependence metric. Our test for conditional mean independence can be viewed as a nonparametric model-free counterpart of Zhong and Chen’s test, which was developed for high dimensional linear models with homoscedastic errors; our test for conditional quantile independence seems to be the first simultaneous test proposed in the high dimensional setting that detects conditional quantile dependence. Besides the methodological advance, our theoretical analysis reveals a key assumption generally needed in establishing the asymptotic normality for a broad class of U -statistic based tests in high dimension, and shed light on

the asymptotic theory for high dimensional U -statistic.

Our analysis of local asymptotic power shows that our test is less powerful than Zhong and Chen's test when the high dimensional linear model holds, but the efficiency loss is fairly moderate. As a tradeoff, our test for conditional mean dependence achieves great robustness against model misspecification, under which the power of Zhong and Chen's test can greatly deteriorate, as we demonstrate in our simulations. In particular, the proposed conditional mean dependence test can significantly outperform the modified F -test in Zhong and Chen (2011) when the underlying relationship between Y and X is nonlinear. Since there seem no well-developed methods yet to check the validity of a high dimensional linear model and it is often unknown whether the response is linearly related to covariates, it might be safe and more reliable to apply our model-free dependence test in practice.

To conclude, we point out a few future research directions. Firstly, given a set of variables \mathcal{X}^* which are believed to have significant impact on the response Y , it is of interest to test whether the conditional mean or quantile of Y depends on another set of variables \mathcal{X} , adjusting for the effect of \mathcal{X}^* . Based on the recently proposed concept of partial MDD [Park et al. (2015)], we expect that the results could be extended to test the conditional mean or quantile dependence controlling for a set of significant variables. Secondly, we only handle a single quantile level in our test, and it would be interesting to extend our test to testing conditional quantile independence over a range of quantile levels, say $[\tau_1, \tau_2]$, where $0 < \tau_1 < \tau_2 < 1$. Thirdly, the studentized wild bootstrap showed great promise in reducing the size distortion associated with normal approximation in Section 4.3, but there is yet any theory that states the second order accuracy for the wild bootstrap approach. Fourthly, our MDD-based tests mainly target the marginal conditional mean dependence and may fail to capture conditional mean dependence at higher order, which needs to be taken into account in developing new tests. Finally, our test statistics are of L^2 -type, and it may be of interest to develop a L^∞ -version, which targets for sparse and strong alternatives. We leave these topics for future research.

Acknowledgments. The authors would like to thank the Associate Editor and the reviewers for their constructive comments and helpful suggestions, which substantially improved the paper. We also thank Dr. Ping-Shou Zhong for providing the data set and the R codes used in our simulation studies and data illustration. We are also grateful to Dr. Min Qian for providing us with the matlab code for the tests in McKeague and Qian (2015).

SUPPLEMENTARY MATERIAL

This supplement contains proofs of the main results in the paper, extension to factorial designs, additional discussions and numerical results.

References.

- [1] CHEN, S. X. and QIN, Y. (2010). A two sample test for high dimensional data with applications to gene-set testing. *Ann. Statist.* **38** 808-835.
- [2] EFRON, B. and TIBSHIRANI, R. (2007). On testing the significance of sets of genes. *Ann. Appl. Stat.* **1** 107-129.
- [3] FAN, J. and LV, J. (2008) Sure independence screening for ultra-high dimensional feature space (with discussion) *J. Roy. Stat. Soc. Ser. B.* **70** 849-911.
- [4] FANG, K., KOTZ, S. and NG, K.-W. (1990). *Symmetric Multivariate and Related Distributions*. Chapman & Hall, London.
- [5] FENG, L., ZOU, C. and WANG, Z. (2013). Rank-based score tests for high-dimensional regression coefficients. *Electron. J. Stat.* **7** 2131-2149.
- [6] GOEMAN, J., VAN DE GEER, S. A. and VAN HOUWELINGEN, H. C. (2006). Testing against a high dimensional alternative. *J. R. Statist. Soc. B.* **68** 477-493.
- [7] HALL, P. (1984). Central limit theorem for integrated square error of multivariate nonparametric density estimators. *J. Multivariate Anal.* **14** 1-16.
- [8] HALL, P. and HEYDE, C. C. (1980). *Martingale Limit Theory and Its Application*. Academic Press, New York.
- [9] HE, X., WANG, L. and HONG, H. (2013). Quantile-adaptive model-free nonlinear feature screening for high-dimensional heterogeneous data. *Ann. Statist.* **41** 342-369.
- [10] KOENKER, R. and BASSETT, G. (1978). Regression quantiles. *Econometrica.* **46** 33-50.
- [11] LAN, W., WANG, H. and TSAI, C. L. (2014). Testing covariates in high-dimensional regression. *Ann. Inst. Statist. Math.* **66** 279-301.
- [12] LI, Q., HSIAO, C. and ZINN, J. (2003). Consistent specification tests for semiparametric/nonparametric models based on series estimation methods. *Journal of Econometrics.* **112** 295-325.
- [13] LIU, J., ZHONG, W. and LI, R. (2015) A selective overview of feature screening for ultrahigh-dimensional data. *Science China Mathematics.* **58** 2033-2054.
- [14] LKHAGVADORJ, S., QU, L., CAI, W., COUTURE, O., BARB, C., HAUSMAN, G., NETTLETON, D., ANDERSON, L., DEKKERS, J. and TUGGLE, C. (2009). Microarray gene expression profiles of fasting induced changes in liver and adipose tissues of pigs expressing the melanocortin-4 receptor D298N variant. *Physiological Genomics.* **38** 98-111.
- [15] MCKEAGUE, I. W. and QIAN, M. (2015) An adaptive resampling test for detecting the presence of significant predictors. *J. Amer. Statist. Assoc.* **110** 1422-1433.
- [16] NEWTON, M., QUINTANA, F., DEN BOON, J., SENGUPTA, S. and AHLQUIST, P. (2007). Random-set methods identify distinct aspects of the enrichment signal in gene-set analysis. *Ann. Appl. Stat.* **1** 85-106.
- [17] PARK, T., SHAO, X. and YAO, S. (2015). Partial martingale difference correlation. *Electron. J. Stat.* **9** 1492-1517.
- [18] SEJIDINOVICK, D., SRIPERUMBUDUR, B., GRETTON, A. and FUKUMIZU, K. (2013). Equivalence of distance-based and RKHS-based statistics in hypothesis testing. *Ann. Statist.* **41** 2263-2291.
- [19] SERFLING, R. J. (1980). *Approximation Theorems of Mathematical Statistics*. Wiley, New York.

- [20] SHAO, X. and ZHANG, J. (2014). Martingale difference correlation and its use in high dimensional variable screening. *J. Amer. Statist. Assoc.* **109** 1302-1318.
- [21] SUBRAMANIAN, A., MOOTHA, V. K., MUKHERJEE, S., EBERT, B. L., GILLETTE, M. A., PAULOVICH, A., POMEROY, S. L., GOLUB, T. R., LANDER, E. S. and MESIROV, J. P. (2005). Gene set enrichment analysis: a knowledge-based approach for interpreting genome-wide expression profiles. *Proc. Natl. Acad. Sci. USA* **102** 15545-15550
- [22] SZÉKELY, G. J. and RIZZO, M. L. (2013). The distance correlation t-test of independence in high dimension. *J. Multivariate Anal.* **117** 193-213.
- [23] SZÉKELY, G. J. and RIZZO, M. L. (2014). Partial distance correlation with methods for dissimilarities. *Ann. Statist.* **42** 2382-2412.
- [24] SZÉKELY, G. J., RIZZO, M. L. and BAKIROV, N. K. (2007). Measuring and testing independence by correlation of distances. *Ann. Statist.* **35** 2769-2794.
- [25] WANG, S. and CUI, H. (2013). Generalized F test for high dimensional linear regression coefficients. *J. Multivariate Anal.* **117** 134-149.
- [26] WANG, H. and HE, X. (2007). Detecting differential expressions in geneChip microarray studies: A quantile approach. *J. Amer. Statist. Assoc.* **102** 104-112.
- [27] WANG, H. and HE, X. (2008). An enhanced quantile approach for assessing differential gene expressions. *Biometrics.* **64** 449-457.
- [28] WANG, L., WU, Y. and LI, R. (2012). Quantile regression of analyzing heterogeneity in ultra-high dimension. *J. Amer. Statist. Assoc.* **107** 214-222.
- [29] WESTFALL, P. H. and YOUNG, S. S. (1993). *Resampling-based Multiple Testing: Examples and Methods for p-value Adjustment*. John Wiley and Sons, New York.
- [30] WU, C. F. J. and HAMADA, M. S. (2009). *Experiments Planning, Analysis and Optimization*. Wiley, New York.
- [31] YATA, K. and AOSHIMA, M. (2013). Correlation tests for high-dimensional data using extended cross-data-matrix methodology. *J. Multivariate Anal.* **117** 313-331.
- [32] ZHONG, P. S. and CHEN, S. X. (2011). Testing for high-dimensional regression coefficients with factorial designs. *J. Amer. Statist. Assoc.* **106** 260-274.

X. ZHANG
 DEPARTMENT OF STATISTICS
 TEXAS A&M UNIVERSITY
 COLLEGE STATION, TX 77843.
 E-MAIL: zhangxiany@stat.tamu.edu

S. YAO
 DEPARTMENT OF STATISTICS
 UNIVERSITY OF ILLINOIS AT URBANA-CHAMPAIGN
 CHAMPAIGN, IL 61820.
 E-MAIL: shunyao2@illinois.edu

X. SHAO
 DEPARTMENT OF STATISTICS
 UNIVERSITY OF ILLINOIS AT URBANA-CHAMPAIGN
 CHAMPAIGN, IL 61820.
 E-MAIL: xshao@illinois.edu

TABLE 1
Empirical sizes and powers of the MDD-based test for conditional mean independence and the ZC test at significance levels 5% and 10% for Example 4.1.

| T | case | n | p | Normal error | | | | Gamma error | | | |
|-----|------------------|-----|-----|--------------|-------|-------|-------|-------------|-------|-------|-------|
| | | | | mdd | | ZC | | mdd | | ZC | |
| | | | | 5% | 10% | 5% | 10% | 5% | 10% | 5% | 10% |
| 10 | H_0 | 40 | 34 | 0.069 | 0.125 | 0.073 | 0.116 | 0.055 | 0.095 | 0.055 | 0.094 |
| | | 60 | 54 | 0.075 | 0.115 | 0.068 | 0.114 | 0.072 | 0.118 | 0.067 | 0.113 |
| | | 80 | 76 | 0.069 | 0.114 | 0.075 | 0.107 | 0.063 | 0.101 | 0.056 | 0.100 |
| | | 40 | 310 | 0.043 | 0.088 | 0.048 | 0.092 | 0.049 | 0.093 | 0.053 | 0.088 |
| | | 60 | 400 | 0.060 | 0.104 | 0.058 | 0.106 | 0.052 | 0.098 | 0.054 | 0.097 |
| | | 80 | 550 | 0.060 | 0.106 | 0.065 | 0.107 | 0.047 | 0.090 | 0.047 | 0.082 |
| | non-sparse H_a | 40 | 34 | 0.634 | 0.714 | 0.678 | 0.746 | 0.672 | 0.748 | 0.704 | 0.766 |
| | | 60 | 54 | 0.781 | 0.833 | 0.814 | 0.866 | 0.803 | 0.846 | 0.817 | 0.871 |
| | | 80 | 76 | 0.848 | 0.901 | 0.875 | 0.914 | 0.866 | 0.908 | 0.883 | 0.915 |
| | | 40 | 310 | 0.262 | 0.354 | 0.287 | 0.392 | 0.276 | 0.391 | 0.317 | 0.419 |
| | | 60 | 400 | 0.385 | 0.489 | 0.410 | 0.530 | 0.386 | 0.516 | 0.406 | 0.523 |
| | | 80 | 550 | 0.435 | 0.544 | 0.473 | 0.574 | 0.454 | 0.567 | 0.474 | 0.586 |
| | sparse H_a | 40 | 34 | 0.310 | 0.396 | 0.337 | 0.411 | 0.331 | 0.410 | 0.357 | 0.435 |
| | | 60 | 54 | 0.313 | 0.411 | 0.344 | 0.435 | 0.368 | 0.455 | 0.375 | 0.459 |
| | | 80 | 76 | 0.350 | 0.442 | 0.354 | 0.436 | 0.343 | 0.427 | 0.368 | 0.449 |
| | | 40 | 310 | 0.067 | 0.134 | 0.086 | 0.145 | 0.081 | 0.157 | 0.088 | 0.157 |
| | | 60 | 400 | 0.110 | 0.176 | 0.108 | 0.182 | 0.098 | 0.161 | 0.094 | 0.174 |
| | | 80 | 550 | 0.102 | 0.171 | 0.110 | 0.171 | 0.093 | 0.157 | 0.096 | 0.167 |
| 20 | H_0 | 40 | 34 | 0.069 | 0.114 | 0.081 | 0.118 | 0.063 | 0.107 | 0.062 | 0.090 |
| | | 60 | 54 | 0.068 | 0.100 | 0.076 | 0.108 | 0.052 | 0.089 | 0.058 | 0.093 |
| | | 80 | 76 | 0.058 | 0.102 | 0.059 | 0.100 | 0.073 | 0.111 | 0.072 | 0.114 |
| | | 40 | 310 | 0.057 | 0.098 | 0.063 | 0.101 | 0.077 | 0.105 | 0.062 | 0.096 |
| | | 60 | 400 | 0.061 | 0.089 | 0.071 | 0.099 | 0.045 | 0.092 | 0.046 | 0.096 |
| | | 80 | 550 | 0.070 | 0.104 | 0.074 | 0.107 | 0.054 | 0.100 | 0.059 | 0.099 |
| | non-sparse H_a | 40 | 34 | 0.976 | 0.984 | 0.985 | 0.990 | 0.971 | 0.979 | 0.977 | 0.985 |
| | | 60 | 54 | 1.000 | 1.000 | 1.000 | 1.000 | 0.997 | 0.998 | 0.998 | 0.999 |
| | | 80 | 76 | 1.000 | 1.000 | 1.000 | 1.000 | 1.000 | 1.000 | 1.000 | 1.000 |
| | | 40 | 310 | 0.848 | 0.903 | 0.877 | 0.918 | 0.858 | 0.893 | 0.877 | 0.917 |
| | | 60 | 400 | 0.947 | 0.967 | 0.961 | 0.981 | 0.946 | 0.973 | 0.955 | 0.976 |
| | | 80 | 550 | 0.990 | 0.994 | 0.994 | 0.996 | 0.981 | 0.990 | 0.983 | 0.990 |
| | sparse H_a | 40 | 34 | 0.705 | 0.763 | 0.737 | 0.782 | 0.715 | 0.779 | 0.741 | 0.786 |
| | | 60 | 54 | 0.743 | 0.808 | 0.764 | 0.821 | 0.753 | 0.812 | 0.768 | 0.819 |
| | | 80 | 76 | 0.764 | 0.813 | 0.782 | 0.835 | 0.743 | 0.799 | 0.765 | 0.819 |
| | | 40 | 310 | 0.137 | 0.212 | 0.156 | 0.236 | 0.185 | 0.274 | 0.193 | 0.269 |
| | | 60 | 400 | 0.186 | 0.268 | 0.209 | 0.275 | 0.183 | 0.283 | 0.195 | 0.285 |
| | | 80 | 550 | 0.176 | 0.271 | 0.200 | 0.291 | 0.208 | 0.288 | 0.213 | 0.289 |

TABLE 2
Empirical sizes and powers of the MDD-based test for conditional mean independence and the ZC test at significance levels 5% and 10% for Examples 4.2.

| error | case | p | mdd | | ZC | | |
|---------------------|---------------------|-------|-------|-------|-------|-------|-------|
| | | | 5% | 10% | 5% | 10% | |
| $N(0, 1)$ | H_0 | 50 | 0.078 | 0.112 | 0.075 | 0.098 | |
| | | 100 | 0.075 | 0.111 | 0.078 | 0.109 | |
| | | 200 | 0.065 | 0.091 | 0.062 | 0.089 | |
| | non-sparse H_a | 50 | 0.927 | 0.990 | 0.200 | 0.221 | |
| | | 100 | 0.970 | 0.997 | 0.213 | 0.238 | |
| | | 200 | 0.980 | 0.998 | 0.230 | 0.249 | |
| | sparse H_a | 50 | 0.428 | 0.583 | 0.143 | 0.176 | |
| | | 100 | 0.370 | 0.519 | 0.147 | 0.172 | |
| | | 200 | 0.331 | 0.477 | 0.129 | 0.161 | |
| | t_3 | H_0 | 50 | 0.084 | 0.110 | 0.080 | 0.104 |
| | | | 100 | 0.075 | 0.106 | 0.072 | 0.097 |
| | | | 200 | 0.082 | 0.112 | 0.063 | 0.091 |
| non-sparse H_a | | 50 | 0.759 | 0.877 | 0.178 | 0.206 | |
| | | 100 | 0.870 | 0.955 | 0.182 | 0.209 | |
| | | 200 | 0.939 | 0.983 | 0.199 | 0.226 | |
| sparse H_a | | 50 | 0.246 | 0.355 | 0.108 | 0.141 | |
| | | 100 | 0.208 | 0.302 | 0.105 | 0.136 | |
| | | 200 | 0.209 | 0.311 | 0.108 | 0.131 | |
| $\chi_1^2 - 1$ | | H_0 | 50 | 0.083 | 0.114 | 0.083 | 0.110 |
| | | | 100 | 0.061 | 0.096 | 0.058 | 0.086 |
| | | | 200 | 0.058 | 0.084 | 0.047 | 0.078 |
| | non-sparse H_a | 50 | 0.838 | 0.937 | 0.162 | 0.202 | |
| | | 100 | 0.933 | 0.983 | 0.198 | 0.226 | |
| | | 200 | 0.967 | 0.995 | 0.216 | 0.245 | |
| | sparse H_a | 50 | 0.269 | 0.384 | 0.113 | 0.150 | |
| | | 100 | 0.247 | 0.364 | 0.124 | 0.155 | |
| | | 200 | 0.233 | 0.323 | 0.111 | 0.141 | |

TABLE 3
Empirical sizes and powers of the MDD-based test for conditional quantile independence at significance levels 5% and 10% for Example 4.3.

| τ | p | H_0 | | Non-sparse H_0/H_a | | Sparse H_0/H_a | |
|--------|-----|-------|-------|----------------------|-------|------------------|-------|
| | | 5% | 10% | 5% | 10% | 5% | 10% |
| 0.25 | 50 | 0.054 | 0.104 | 0.522 | 0.644 | 0.554 | 0.663 |
| | 100 | 0.048 | 0.094 | 0.322 | 0.464 | 0.352 | 0.473 |
| | 200 | 0.044 | 0.100 | 0.231 | 0.368 | 0.230 | 0.349 |
| 0.50 | 50 | 0.058 | 0.106 | 0.071 | 0.129 | 0.069 | 0.130 |
| | 100 | 0.047 | 0.093 | 0.062 | 0.104 | 0.059 | 0.104 |
| | 200 | 0.056 | 0.093 | 0.065 | 0.104 | 0.058 | 0.107 |
| 0.75 | 50 | 0.050 | 0.108 | 0.050 | 0.108 | 0.050 | 0.108 |
| | 100 | 0.058 | 0.103 | 0.058 | 0.103 | 0.058 | 0.103 |
| | 200 | 0.067 | 0.120 | 0.067 | 0.120 | 0.067 | 0.120 |

TABLE 4
Empirical sizes and powers of the MDD-based test for conditional quantile independence at significance levels 5% and 10% for Example 4.4.

| τ | case | p | $N(0, 1)$ | | t_3 | | Cauchy(0,1) | | $\chi_1^2 - 1$ | |
|-------------------------|---------------------|-------|-----------|-------|-------|-------|-------------|-------|----------------|-------|
| | | | 5% | 10% | 5% | 10% | 5% | 10% | 5% | 10% |
| 0.25 | H_0 | 50 | 0.084 | 0.112 | 0.058 | 0.077 | 0.073 | 0.094 | 0.074 | 0.099 |
| | | 100 | 0.073 | 0.104 | 0.067 | 0.094 | 0.069 | 0.101 | 0.071 | 0.099 |
| | | 200 | 0.064 | 0.085 | 0.058 | 0.095 | 0.062 | 0.082 | 0.069 | 0.094 |
| | non-sparse H_a | 50 | 0.573 | 0.640 | 0.494 | 0.554 | 0.368 | 0.424 | 0.999 | 0.999 |
| | | 100 | 0.840 | 0.864 | 0.727 | 0.778 | 0.578 | 0.632 | 1.000 | 1.000 |
| | | 200 | 0.936 | 0.956 | 0.925 | 0.941 | 0.842 | 0.880 | 1.000 | 1.000 |
| | sparse H_a | 50 | 0.207 | 0.243 | 0.146 | 0.196 | 0.122 | 0.162 | 0.951 | 0.970 |
| | | 100 | 0.198 | 0.240 | 0.154 | 0.196 | 0.125 | 0.161 | 0.956 | 0.967 |
| | | 200 | 0.199 | 0.235 | 0.174 | 0.224 | 0.125 | 0.168 | 0.952 | 0.965 |
| | 0.5 | H_0 | 50 | 0.083 | 0.106 | 0.076 | 0.097 | 0.068 | 0.099 | 0.064 |
| 100 | | | 0.072 | 0.100 | 0.063 | 0.087 | 0.057 | 0.092 | 0.062 | 0.091 |
| 200 | | | 0.073 | 0.100 | 0.053 | 0.073 | 0.071 | 0.095 | 0.063 | 0.088 |
| non-sparse H_0/H_a | | 50 | 0.110 | 0.145 | 0.093 | 0.125 | 0.091 | 0.127 | 0.704 | 0.755 |
| | | 100 | 0.151 | 0.184 | 0.123 | 0.168 | 0.126 | 0.169 | 0.862 | 0.888 |
| | | 200 | 0.230 | 0.274 | 0.232 | 0.269 | 0.196 | 0.242 | 0.939 | 0.953 |
| sparse H_0/H_a | | 50 | 0.083 | 0.110 | 0.075 | 0.100 | 0.077 | 0.099 | 0.234 | 0.288 |
| | | 100 | 0.079 | 0.108 | 0.063 | 0.088 | 0.066 | 0.107 | 0.252 | 0.299 |
| | | 200 | 0.077 | 0.109 | 0.057 | 0.085 | 0.079 | 0.098 | 0.242 | 0.303 |
| 0.75 | | H_0 | 50 | 0.067 | 0.098 | 0.080 | 0.108 | 0.062 | 0.084 | 0.065 |
| | 100 | | 0.057 | 0.085 | 0.078 | 0.098 | 0.076 | 0.111 | 0.073 | 0.095 |
| | 200 | | 0.064 | 0.095 | 0.063 | 0.085 | 0.069 | 0.095 | 0.065 | 0.088 |
| | non-sparse H_a | 50 | 0.585 | 0.638 | 0.516 | 0.577 | 0.384 | 0.445 | 0.129 | 0.161 |
| | | 100 | 0.834 | 0.875 | 0.744 | 0.800 | 0.587 | 0.645 | 0.199 | 0.233 |
| | | 200 | 0.944 | 0.961 | 0.925 | 0.940 | 0.824 | 0.865 | 0.329 | 0.385 |
| | sparse H_a | 50 | 0.187 | 0.235 | 0.191 | 0.232 | 0.131 | 0.168 | 0.076 | 0.096 |
| | | 100 | 0.193 | 0.237 | 0.197 | 0.236 | 0.131 | 0.172 | 0.092 | 0.116 |
| | | 200 | 0.195 | 0.244 | 0.167 | 0.213 | 0.135 | 0.170 | 0.078 | 0.109 |
| | mean | H_0 | 50 | 0.071 | 0.103 | 0.069 | 0.101 | 0.067 | 0.098 | 0.052 |
| 100 | | | 0.074 | 0.101 | 0.075 | 0.097 | 0.071 | 0.101 | 0.060 | 0.103 |
| 200 | | | 0.067 | 0.094 | 0.078 | 0.105 | 0.066 | 0.088 | 0.054 | 0.096 |
| non-sparse H_a | | 50 | 0.077 | 0.107 | 0.071 | 0.107 | 0.109 | 0.144 | 0.058 | 0.107 |
| | | 100 | 0.077 | 0.102 | 0.063 | 0.091 | 0.117 | 0.143 | 0.057 | 0.107 |
| | | 200 | 0.076 | 0.109 | 0.078 | 0.117 | 0.146 | 0.166 | 0.059 | 0.102 |
| sparse H_a | | 50 | 0.072 | 0.103 | 0.066 | 0.102 | 0.080 | 0.110 | 0.057 | 0.094 |
| | | 100 | 0.067 | 0.100 | 0.059 | 0.084 | 0.080 | 0.105 | 0.060 | 0.112 |
| | | 200 | 0.068 | 0.102 | 0.075 | 0.108 | 0.091 | 0.116 | 0.053 | 0.095 |

TABLE 5
Size comparison for the proposed test using the normal approximation (mdd) and the wild bootstrap approximation for Example 4.1

| T | n | p | Normal error | | | | Gamma error | | | |
|-----|-----|-----|--------------|-------|-------|-------|-------------|-------|-------|-------|
| | | | 5% | | 10% | | 5% | | 10% | |
| | | | mdd | Boot | mdd | Boot | mdd | Boot | mdd | Boot |
| 10 | 40 | 34 | 0.069 | 0.055 | 0.125 | 0.109 | 0.055 | 0.044 | 0.095 | 0.087 |
| | 60 | 54 | 0.075 | 0.068 | 0.115 | 0.113 | 0.072 | 0.053 | 0.118 | 0.115 |
| | 80 | 76 | 0.069 | 0.053 | 0.114 | 0.106 | 0.063 | 0.048 | 0.101 | 0.093 |
| | 40 | 310 | 0.043 | 0.037 | 0.088 | 0.083 | 0.049 | 0.046 | 0.093 | 0.085 |
| | 60 | 400 | 0.060 | 0.053 | 0.104 | 0.101 | 0.052 | 0.052 | 0.098 | 0.096 |
| | 80 | 550 | 0.060 | 0.058 | 0.106 | 0.101 | 0.047 | 0.039 | 0.090 | 0.090 |
| 20 | 40 | 34 | 0.069 | 0.059 | 0.114 | 0.103 | 0.063 | 0.048 | 0.107 | 0.097 |
| | 60 | 54 | 0.068 | 0.056 | 0.100 | 0.092 | 0.052 | 0.035 | 0.089 | 0.081 |
| | 80 | 76 | 0.058 | 0.040 | 0.102 | 0.094 | 0.073 | 0.051 | 0.111 | 0.106 |
| | 40 | 310 | 0.057 | 0.046 | 0.098 | 0.091 | 0.077 | 0.064 | 0.105 | 0.097 |
| | 60 | 400 | 0.061 | 0.053 | 0.089 | 0.088 | 0.045 | 0.039 | 0.092 | 0.088 |
| | 80 | 550 | 0.070 | 0.056 | 0.104 | 0.093 | 0.054 | 0.044 | 0.100 | 0.091 |

Supplement to “Conditional Mean and Quantile Dependence Testing in High Dimension”

Xianyang Zhang, Shun Yao, and Xiaofeng Shao*

Texas A&M University and University of Illinois at Urbana-Champaign

This version: January 31, 2017

1 Technical Appendix

Throughout the technical appendix, we let $c, c', c'', C, C', C'', c_i, C_i$ be generic constants which can be different from line to line.

1.1 Unbiasedness of $MDD_n(\mathcal{Y}|\mathcal{X})^2$

By Lemma 1 of Park et al. (2014), we have $n(n-3)(\tilde{A} \cdot \tilde{B}) = \sum_{i \neq j} \tilde{A}_{ij} \tilde{B}_{ij} = \sum_{i \neq j} A_{ij} \tilde{\tilde{B}}_{ij}$. Using the fact that $B_{ii} = 0$, it can be verified that $\tilde{\tilde{B}}_{ij} = \tilde{B}_{ij}$. By the definition of \mathcal{U} -centering, we have

$$\begin{aligned} \sum_{i \neq j} A_{ij} \tilde{B}_{ij} &= \sum_{i \neq j} A_{ij} \left(B_{ij} - \frac{1}{n-2} \sum_{l=1}^n B_{il} - \frac{1}{n-2} \sum_{k=1}^n B_{kj} + \frac{1}{(n-1)(n-2)} \sum_{k,l=1}^n B_{kl} \right) \\ &= \sum_{i \neq j} A_{ij} B_{ij} - \frac{1}{n-2} \sum_{i \neq j} A_{ij} \sum_{l=1}^n B_{il} - \frac{1}{n-2} \sum_{i \neq j} A_{ij} \sum_{k=1}^n B_{kj} \\ &\quad + \frac{1}{(n-1)(n-2)} \sum_{i,j=1}^n A_{ij} \sum_{k,l=1}^n B_{kl} \\ &= \text{tr}(AB) + \frac{\mathbf{1}_p^T A \mathbf{1}_p \mathbf{1}_p^T B \mathbf{1}_p}{(n-1)(n-2)} - \frac{2\mathbf{1}_p^T AB \mathbf{1}_p}{(n-2)}, \end{aligned}$$

*Xianyang Zhang is Assistant Professor in the Department of Statistics, Texas A&M University, College Station, TX 77843, USA. E-mail: zhangxiany@stat.tamu.edu. Shun Yao is a Ph.D. candidate and Xiaofeng Shao is Professor in the Department of Statistics, University of Illinois at Urbana-Champaign, Champaign, IL 61820, USA. E-mails: shunyao2,xshao@illinois.edu. Zhang’s research is partially supported by NSF DMS-1607320. Shao’s research is partially supported by NSF-DMS1104545, NSF-DMS1407037 and DMS-1607489. We would like to thank Dr. Ping-Shou Zhong for providing the data set and the R codes used for the tests in the models with fractional design. We are also grateful to Dr. Min Qian for providing the matlab code for the methods developed in McKeague and Qian (2015).

where $\mathbf{1}_p \in \mathbb{R}^p$ is the vector of all ones. Thus we have

$$MDD_n(\mathcal{Y}|\mathcal{X})^2 = \frac{1}{n(n-3)} \left(\text{tr}(AB) + \frac{\mathbf{1}_p^T A \mathbf{1}_p \mathbf{1}_p^T B \mathbf{1}_p}{(n-1)(n-2)} - \frac{2\mathbf{1}_p^T AB \mathbf{1}_p}{(n-2)} \right).$$

Let $(n)_k = n!/(n-k)!$ and I_k^n be the collections of k -tuples of indices (chosen from $\{1, 2, \dots, n\}$) such that each index occurs exactly once. It can be shown that

$$\begin{aligned} (n)_2^{-1} \mathbb{E} \left[\sum_{(i,j) \in I_2^n} A_{ij} B_{ij} \right] &= (n)_2^{-1} \mathbb{E}[\text{tr}(AB)] = \mathbb{E}[K(\mathcal{X}, \mathcal{X}')L(\mathcal{Y}, \mathcal{Y}')], \\ (n)_4^{-1} \mathbb{E} \left[\sum_{(i,j,q,r) \in I_4^n} A_{ij} B_{qr} \right] &= (n)_4^{-1} \mathbb{E}[\mathbf{1}_p^T A \mathbf{1}_p \mathbf{1}_p^T B \mathbf{1}_p - 4\mathbf{1}_p^T AB \mathbf{1}_p + 2\text{tr}(AB)] = \mathbb{E}[K(\mathcal{X}, \mathcal{X}')]\mathbb{E}[L(\mathcal{Y}, \mathcal{Y}')], \\ (n)_3^{-1} \mathbb{E} \left[\sum_{(i,j,r) \in I_3^n} A_{ij} B_{ir} \right] &= (n)_3^{-1} \mathbb{E}[\mathbf{1}_p^T AB \mathbf{1}_p - \text{tr}(AB)] = \mathbb{E}[K(\mathcal{X}, \mathcal{X}')L(\mathcal{Y}, \mathcal{Y}')], \\ MDD_n(\mathcal{Y}|\mathcal{X})^2 &= (n)_2^{-1} \sum_{(i,j) \in I_2^n} A_{ij} B_{ij} + (n)_4^{-1} \sum_{(i,j,q,r) \in I_4^n} A_{ij} B_{qr} - 2(n)_3^{-1} \sum_{(i,j,r) \in I_3^n} A_{ij} B_{ir}, \end{aligned}$$

which implies the unbiasedness of $MDD_n(\mathcal{Y}|\mathcal{X})^2$. The above derivation also indicates that

$$MDD_n(\mathcal{Y}|\mathcal{X})^2 = (n)_4^{-1} \sum_{(i,j,q,r) \in I_4^n} (A_{ij} B_{qr} + A_{ij} B_{ij} - 2A_{ij} B_{ir}) = \frac{1}{\binom{n}{4}} \sum_{i < j < q < r} h(\mathcal{Z}_i, \mathcal{Z}_j, \mathcal{Z}_q, \mathcal{Z}_r),$$

where

$$\begin{aligned} h(\mathcal{Z}_i, \mathcal{Z}_j, \mathcal{Z}_q, \mathcal{Z}_r) &= \frac{1}{4!} \sum_{(s,t,u,v)}^{(i,j,q,r)} (A_{st} B_{uv} + A_{st} B_{st} - 2A_{st} B_{su}) \\ &= \frac{1}{6} \sum_{s < t, u < v}^{(i,j,q,r)} (A_{st} B_{uv} + A_{st} B_{st}) - \frac{1}{12} \sum_{(s,t,u)}^{(i,j,q,r)} A_{st} B_{su}, \end{aligned} \tag{1}$$

with $\mathcal{Z}_i = (\mathcal{X}_i, \mathcal{Y}_i)$, and the summation is over all permutation of the 4-tuples of indices (i, j, q, r) . Therefore $MDD_n(\mathcal{Y}|\mathcal{X})^2$ is a U -statistic of order four. From the above arguments, we have

$$\sum_{k=1}^p MDD_n(Y|x_k)^2 = \frac{1}{\binom{n}{4}} \sum_{i < j < q < r} \sum_{k=1}^p \mathfrak{h}_k(Z_{ik}, Z_{jk}, Z_{qk}, Z_{rk}),$$

where $Z_{ik} = (x_{ik}, Y_i)$ and \mathfrak{h}_k is defined in a similar way as h by replacing A_{st} with $A_{st}(k)$. Thus $\sum_{k=1}^p MDD_n(Y|x_k)^2$ is also a fourth order U -statistic with the kernel $\sum_{k=1}^p \mathfrak{h}_k$.

1.2 Hoeffding decomposition

Recall the definition of h in (1). Define $h_c(w_1, \dots, w_c) = \mathbb{E}h(w_1, \dots, w_c, \mathcal{Z}_{c+1}, \dots, \mathcal{Z}_4)$, where $\mathcal{Z}_i = (\mathcal{X}_i, \mathcal{Y}_i) \stackrel{D}{=} (\mathcal{X}, \mathcal{Y})$ and $c = 1, 2, 3, 4$. The symbol " $\stackrel{D}{=}$ " here means "equal in

distribution". Let $w = (x, y)$, $w' = (x', y')$, $w'' = (x'', y'')$ and $w''' = (x''', y''')$, where $x, x', x'', x''' \in \mathbb{R}^q$ and $y, y', y'', y''' \in \mathbb{R}$. Further let $\mathcal{Z}' = (\mathcal{X}', \mathcal{Y}')$, $\mathcal{Z}'' = (\mathcal{X}'', \mathcal{Y}'')$ and $\mathcal{Z}''' = (\mathcal{X}''', \mathcal{Y}''')$ be independent copies of $\mathcal{Z} = (\mathcal{X}, \mathcal{Y})$. With some abuse of notation, we define $U(x, x') = \mathbb{E}[K(x, \mathcal{X}')] + \mathbb{E}[K(\mathcal{X}, x')] - K(x, x') - \mathbb{E}[K(\mathcal{X}, \mathcal{X}')] and $V(y, y') = (y - \mu_{\mathcal{Y}})(y' - \mu_{\mathcal{Y}})$ with $\mu_{\mathcal{Y}} = \mathbb{E}\mathcal{Y}$. Direct calculation shows that$

$$h_1(w) = \frac{1}{2} \left\{ \mathbb{E}[U(x, \mathcal{X})V(y, \mathcal{Y})] + MDD(\mathcal{Y}|\mathcal{X})^2 \right\},$$

and

$$h_2(w, w') = \frac{1}{6} \left\{ U(x, x')V(y, y') + MDD(\mathcal{Y}|\mathcal{X})^2 + \mathbb{E}[U(x, \mathcal{X})V(y, \mathcal{Y})] + \mathbb{E}[U(x', \mathcal{X})V(y', \mathcal{Y})] \right. \\ \left. + \mathbb{E}[(U(x, \mathcal{X}) - U(x', \mathcal{X}))(V(y, \mathcal{Y}) - V(y', \mathcal{Y}))] \right\}.$$

Moreover, we have

$$h_3(w, w', w'') = \frac{1}{12} \left\{ (2U(x, x') - U(x', x'') - U(x, x''))V(y, y') \right. \\ + (2U(x, x'') - U(x, x') - U(x', x''))V(y, y'') \\ + (2U(x', x'') - U(x, x') - U(x, x''))V(y', y'') \\ + \mathbb{E}[(2U(x, \mathcal{X}) - U(x', \mathcal{X}) - U(x'', \mathcal{X}))V(y, \mathcal{Y})] \\ + \mathbb{E}[(2U(x', \mathcal{X}) - U(x, \mathcal{X}) - U(x'', \mathcal{X}))V(y', \mathcal{Y})] \\ \left. + \mathbb{E}[(2U(x'', \mathcal{X}) - U(x, \mathcal{X}) - U(x', \mathcal{X}))V(y'', \mathcal{Y})] \right\}.$$

Using similar calculation as that for $h_3(w, w', w'')$, we obtain

$$h_4(w, w', w'', w''') \\ = \frac{1}{12} \left\{ (2U(x, x') + 2U(x'', x''') - U(x, x'') - U(x, x''') - U(x', x'') - U(x', x'''))(V(y, y') + V(y'', y''')) \right. \\ + (2U(x, x'') + 2U(x', x''') - U(x, x') - U(x, x''') - U(x'', x') - U(x'', x'''))(V(y, y'') + V(y', y''')) \\ \left. + (2U(x, x''') + 2U(x'', x') - U(x, x'') - U(x, x') - U(x''', x'') - U(x''', x'))(V(y, y''') + V(y', y''')) \right\}.$$

Analysis under the null hypothesis When $MDD(\mathcal{Y}|\mathcal{X})^2 = 0$, it can be verified that $h_1(w) = 0$. In this case, we have $h_2(w, w') = U(x, x')V(y, y')/6$ and

$$h_3(w, w', w'') = \frac{1}{12} \left\{ (2U(x, x') - U(x', x'') - U(x, x''))V(y, y') \right. \\ + (2U(x, x'') - U(x, x') - U(x', x''))V(y, y'') \\ \left. + (2U(x', x'') - U(x, x') - U(x, x''))V(y', y'') \right\}.$$

It is not hard to verify that under the null

$$\text{var}(h_2(\mathcal{Z}, \mathcal{Z}')) = \frac{1}{36} \mathbb{E}[U^2(\mathcal{X}, \mathcal{X}')V^2(\mathcal{Y}, \mathcal{Y}')] = \frac{1}{36} \xi^2,$$

and

$$\begin{aligned} \text{var}(h_3(\mathcal{Z}, \mathcal{Z}', \mathcal{Z}'')) &= \frac{3}{144} \text{var}\{(2U(\mathcal{X}, \mathcal{X}') - U(\mathcal{X}', \mathcal{X}'') - U(\mathcal{X}, \mathcal{X}''))V(\mathcal{Y}, \mathcal{Y}')\} \\ &= \frac{3}{144} \left\{ 4\xi^2 + 2\mathbb{E}[U(\mathcal{X}, \mathcal{X}'')^2V(\mathcal{Y}, \mathcal{Y}')^2] + 2\mathbb{E}[U(\mathcal{X}, \mathcal{X}'')U(\mathcal{X}', \mathcal{X}'')V(\mathcal{Y}, \mathcal{Y}')^2] \right\}, \end{aligned}$$

where $\xi^2 = \text{var}(U(\mathcal{X}, \mathcal{X}')V(\mathcal{Y}, \mathcal{Y}'))$. Furthermore, careful calculation yields that

$$\begin{aligned} \text{var}(h_4(\mathcal{Z}, \mathcal{Z}', \mathcal{Z}'', \mathcal{Z}''')) &= \frac{6}{144} \mathbb{E} \left\{ V(\mathcal{Y}, \mathcal{Y}')^2 [U(\mathcal{X}, \mathcal{X}''') + U(\mathcal{X}', \mathcal{X}''') + U(\mathcal{X}', \mathcal{X}'') \right. \\ &\quad \left. + U(\mathcal{X}, \mathcal{X}''') - 2U(\mathcal{X}, \mathcal{X}') - 2U(\mathcal{X}'', \mathcal{X}''')]^2 \right\} \\ &= \frac{1}{6} \{ \mathbb{E}[V(\mathcal{Y}, \mathcal{Y}')^2 U(\mathcal{X}, \mathcal{X}'')U(\mathcal{X}', \mathcal{X}'')] + \mathbb{E}[V(\mathcal{Y}, \mathcal{Y}')^2 U(\mathcal{X}, \mathcal{X}'')^2] \\ &\quad + \mathbb{E}[V(\mathcal{Y}, \mathcal{Y}')^2] \mathbb{E}[U(\mathcal{X}, \mathcal{X}')^2] + \xi^2 \}. \end{aligned}$$

By the Cauchy-Schwarz inequality, we have

$$\begin{aligned} \mathbb{E}[U(\mathcal{X}, \mathcal{X}'')U(\mathcal{X}', \mathcal{X}'')V(\mathcal{Y}, \mathcal{Y}')^2] &\leq \{ \mathbb{E}[U(\mathcal{X}, \mathcal{X}'')^2V(\mathcal{Y}, \mathcal{Y}')^2] \}^{1/2} \{ \mathbb{E}[U(\mathcal{X}', \mathcal{X}'')^2V(\mathcal{Y}, \mathcal{Y}')^2] \}^{1/2} \\ &= \mathbb{E}[U(\mathcal{X}, \mathcal{X}'')^2V(\mathcal{Y}, \mathcal{Y}')^2]. \end{aligned}$$

Under the assumption that

$$\begin{aligned} \frac{\mathbb{E}[U(\mathcal{X}, \mathcal{X}'')^2V(\mathcal{Y}, \mathcal{Y}')^2]}{\xi^2} &= o(n), \\ \frac{\mathbb{E}[V(\mathcal{Y}, \mathcal{Y}')^2] \mathbb{E}[U(\mathcal{X}, \mathcal{X}')^2]}{\xi^2} &= o(n^2), \end{aligned}$$

we have

$$MDD_n(\mathcal{Y}|\mathcal{X})^2 = \frac{1}{\binom{n}{2}} \sum_{1 \leq i < j \leq n} U(\mathcal{X}_i, \mathcal{X}_j)V(\mathcal{Y}_i, \mathcal{Y}_j) + \mathcal{R}_n, \quad (2)$$

where \mathcal{R}_n is the remainder term which is asymptotically negligible [see Serfling (1980)].

Analysis under local alternatives We consider the case where $MDD(\mathcal{Y}|\mathcal{X})^2$ is nonzero, i.e., the conditional mean of \mathcal{Y} may depend on \mathcal{X} . Recall that $\mathcal{L}(x, y) = \mathbb{E}[U(x, \mathcal{X})V(y, \mathcal{Y})]$. Under the assumption that

$$\text{var}(\mathcal{L}(\mathcal{X}, \mathcal{Y})) = o(n^{-1}\xi^2), \quad \text{var}(\mathcal{L}(\mathcal{X}, \mathcal{Y}')) = o(\xi^2), \quad (3)$$

we get

$$\text{var}(h_1) = o(n^{-1}\xi^2), \quad \text{var}(h_2) = \frac{\xi^2}{36}(1 + o(1)).$$

Moreover, we have

$$\text{var}(h_3(\mathcal{Z}, \mathcal{Z}', \mathcal{Z}'')) \leq C \left\{ \xi^2 + \mathbb{E}[U(\mathcal{X}, \mathcal{X}'')^2 V(\mathcal{Y}, \mathcal{Y}')^2] + \mathbb{E}[U(\mathcal{X}, \mathcal{X}'')U(\mathcal{X}', \mathcal{X}'')V(\mathcal{Y}, \mathcal{Y}')^2] \right\},$$

and

$$\begin{aligned} \text{var}(h_4(\mathcal{Z}, \mathcal{Z}', \mathcal{Z}'', \mathcal{Z}''')) &\leq C' \{ \mathbb{E}[V(\mathcal{Y}, \mathcal{Y}')^2 U(\mathcal{X}, \mathcal{X}'')U(\mathcal{X}', \mathcal{X}'')] + \mathbb{E}[V(\mathcal{Y}, \mathcal{Y}')^2 U(\mathcal{X}, \mathcal{X}'')^2] \\ &\quad + \mathbb{E}[V(\mathcal{Y}, \mathcal{Y}')^2] \mathbb{E}[U(\mathcal{X}, \mathcal{X}')^2] + \xi^2 \}. \end{aligned}$$

Thus (2) still holds under Assumption (3). Applying the above arguments to $\sum_{k=1}^p MDD_n(Y|x_k)^2$, we deduce that

$$\sum_{k=1}^p \{MDD_n(Y|x_k)^2 - MDD(Y|x_k)^2\} = \frac{1}{\binom{n}{2}} \sum_{1 \leq i < j \leq n} \tilde{U}(X_i, X_j)V(Y_i, Y_j) + \sum_{k=1}^p R_{k,n}.$$

The remainder term $\sum_{k=1}^p R_{k,n}$ is asymptotically negligible provided that

$$\begin{aligned} \frac{\mathbb{E}[\tilde{U}(X, X'')^2 V(Y, Y')^2]}{\mathcal{S}^2} &= o(n), \\ \frac{\mathbb{E}[\tilde{U}(X, X')^2] \mathbb{E}[V(Y, Y')^2]}{\mathcal{S}^2} &= o(n^2), \\ \text{var}(\tilde{\mathcal{L}}(X, Y)) &= o(n^{-1}\mathcal{S}^2), \quad \text{var}(\tilde{\mathcal{L}}(X, Y')) = o(\mathcal{S}^2), \end{aligned}$$

where $\tilde{\mathcal{L}}(x, y) = \mathbb{E}[\tilde{U}(x, X)V(y, Y)]$.

1.3 Asymptotic normality under the null and alternatives

We shall establish the asymptotic normality for \check{T}_n using the Central Limit Theorem for martingale difference sequences. We first restrict our analysis under H_0' . Let

$$S_r := \sum_{j=2}^r \sum_{i=1}^{j-1} \tilde{U}(X_i, X_j)V(Y_i, Y_j) = \sum_{j=2}^r \sum_{i=1}^{j-1} H(Z_i, Z_j).$$

Define the filtration $\mathcal{F}_r = \sigma\{Z_1, Z_2, \dots, Z_r\}$ with $Z_i = (X_i, Y_i)$. It is not hard to see that S_r is adaptive to \mathcal{F}_r and S_r is a mean-zero martingale sequence, i.e., $\mathbb{E}[S_r] = 0$ and

$$\mathbb{E}[S_{r'}|\mathcal{F}_r] = S_r + \sum_{j=r+1}^{r'} \sum_{i=1}^{j-1} \mathbb{E}[\mathbb{E}[\tilde{U}(X_i, X_j)V(Y_i, Y_j)|\mathcal{F}_r, X_i, X_j]|\mathcal{F}_r] = S_r$$

for $r' \geq r$. Thus by verifying the following two conditions [see e.g. Lemmas 2-3 of Chen and Qin (2010)], we can establish the asymptotic normality for \check{T}_n by Corollary 3.1 of Hall and Heyde (1980). Specifically, define $\mathcal{W}_j = \sum_{i=1}^{j-1} H(Z_i, Z_j)$. We need to show that

$$\sum_{j=1}^n B^{-2} \mathbb{E}[\mathcal{W}_j^2 \mathbf{I}\{|\mathcal{W}_j| > \epsilon B\} | \mathcal{F}_{j-1}] \rightarrow^p 0, \quad (4)$$

for B such that

$$\sum_{j=1}^n \mathbb{E}[\mathcal{W}_j^2 | \mathcal{F}_{j-1}] / B^2 \rightarrow^p C > 0. \quad (5)$$

We shall first prove that

$$\frac{2}{n(n-1)\mathcal{S}^2} \sum_{j=1}^n \mathbb{E}[\mathcal{W}_j^2 | \mathcal{F}_{j-1}] \rightarrow^p 1, \quad (6)$$

i.e., $B^2 = n(n-1)\mathcal{S}^2/2$ and $C = 1$ in (5). Notice that

$$\mathbb{E}[\mathcal{W}_j^2 | \mathcal{F}_{j-1}] = \mathbb{E} \left[\sum_{i,k=1}^{j-1} H(Z_i, Z_j) H(Z_k, Z_j) \middle| \mathcal{F}_{j-1} \right] = \sum_{i,k=1}^{j-1} G(Z_i, Z_k),$$

and

$$\begin{aligned} \frac{2}{n(n-1)} \sum_{j=2}^n \mathbb{E}[\mathcal{W}_j^2] &= \frac{2}{n(n-1)} \sum_{j=2}^n \mathbb{E} \left[\sum_{i,k=1}^{j-1} (Y_i - \mu)(Y_k - \mu)(Y_j - \mu)^2 \tilde{U}(X_i, X_j) \tilde{U}(X_k, X_j) \right] \\ &= \frac{2}{n(n-1)} \sum_{j=2}^n \mathbb{E} \left[\sum_{i=1}^{j-1} (Y_i - \mu)^2 (Y_j - \mu)^2 \tilde{U}(X_i, X_j)^2 \right] \\ &= \mathbb{E} \left[V(Y, Y')^2 \tilde{U}(X, X')^2 \right] = E[H(Z, Z')^2] = \mathcal{S}^2. \end{aligned}$$

Define the following quantities

$$\begin{aligned} \mathcal{D}_1 &= \mathbb{E}[H(Z, Z'')^2 H(Z', Z'')^2] - (\mathbb{E}[H(Z, Z')^2])^2 = \text{var}(G(Z, Z)), \\ \mathcal{D}_2 &= \mathbb{E}[H(Z, Z') H(Z', Z'') H(Z'', Z''') H(Z''', Z)] = E[G(Z, Z')^2]. \end{aligned}$$

We have for $j \geq j'$

$$\begin{aligned} \text{cov}(\mathbb{E}[\mathcal{W}_j^2 | \mathcal{F}_{j-1}], \mathbb{E}[\mathcal{W}_{j'}^2 | \mathcal{F}_{j'-1}]) &= \sum_{i,k=1}^{j-1} \sum_{i',k'=1}^{j'-1} \text{cov}(G(Z_i, Z_k), G(Z_{i'}, Z_{k'})) \\ &= (j' - 1)\mathcal{D}_1 + 2(j' - 1)(j' - 2)\mathcal{D}_2. \end{aligned}$$

Under the assumption that

$$\frac{\mathbb{E}[G(Z, Z')^2]}{\{\mathbb{E}[H(Z, Z')^2]\}^2} \rightarrow 0, \quad \frac{\mathbb{E}[H(Z, Z'')^2 H(Z', Z'')^2]}{n\{\mathbb{E}[H(Z, Z')^2]\}^2} \rightarrow 0,$$

we have

$$\frac{4}{n^2(n-1)^2} \sum_{j, j'=2}^n \text{cov}(\mathbb{E}[\mathcal{W}_j^2 | \mathcal{F}_{j-1}], \mathbb{E}[\mathcal{W}_{j'}^2 | \mathcal{F}_{j'-1}]) = O(\mathcal{D}_1/n + \mathcal{D}_2) = o(\mathcal{S}^4),$$

which ensures (6). To show (4), we note that

$$\sum_{j=1}^n B^{-2} \mathbb{E}[\mathcal{W}_j^2 \mathbf{I}\{|\mathcal{W}_j| > \epsilon B\} | \mathcal{F}_{j-1}] \leq B^{-2-s} \epsilon^{-s} \sum_{j=1}^n \mathbb{E}[|\mathcal{W}_j|^{2+s} | \mathcal{F}_{j-1}], \quad (7)$$

for some $s > 0$. With $s = 2$, we prove that

$$B^{-4} \sum_{j=1}^n \mathbb{E}[|\mathcal{W}_j|^4 | \mathcal{F}_{j-1}] \rightarrow^p 0,$$

where $B^2 = n(n-1)\mathcal{S}^2/2$. To this end, it suffices to show that

$$B^{-4} \sum_{j=1}^n \mathbb{E}[|\mathcal{W}_j|^4] \rightarrow 0.$$

Under the assumption

$$\frac{\mathbb{E}[H(Z, Z')^4]/n + \mathbb{E}[H(Z, Z'')^2 H(Z', Z'')^2]}{n\{\mathbb{E}[H(Z, Z')^2]\}^2} \rightarrow 0,$$

we have

$$\begin{aligned} \sum_{j=2}^n \mathbb{E}[|\mathcal{W}_j|^4] &= \sum_{j=2}^n \sum_{i_1, i_2, i_3, i_4=1}^{j-1} \mathbb{E}[H(Z_{i_1}, Z_j) H(Z_{i_2}, Z_j) H(Z_{i_3}, Z_j) H(Z_{i_4}, Z_j)] \\ &= \frac{n(n-1)}{2} \mathbb{E}[H(Z, Z')^4] + 3 \sum_{j=2}^n \sum_{i_1 \neq i_2} \mathbb{E}[H(Z_{i_1}, Z_j)^2 H(Z_{i_2}, Z_j)^2] \\ &= \frac{n(n-1)}{2} \mathbb{E}[H(Z, Z')^4] + 3 \sum_{j=2}^n (j-1)(j-2) \mathbb{E}[H(Z, Z'')^2 H(Z', Z'')^2] = o(B^4), \end{aligned}$$

which implies (4).

We next extend the above arguments to local alternatives. Under the assumption that

$\text{var}(\tilde{\mathcal{L}}(X, Y)) = o(n^{-1}\mathcal{S}^2)$, we have

$$\begin{aligned} & \frac{1}{\sqrt{\binom{n}{2}\mathcal{S}}} \sum_{1 \leq i < j \leq n} \left(\tilde{U}(X_i, X_j)V(Y_i, Y_j) - \mathbb{E}[\tilde{U}(X_i, X_j)V(Y_i, Y_j)] \right) \\ &= \frac{1}{\sqrt{\binom{n}{2}\mathcal{S}}} \sum_{1 \leq i < j \leq n} H^*(Z_i, Z_j) + \frac{1}{\sqrt{\binom{n}{2}\mathcal{S}}} \sum_{1 \leq i < j \leq n} \left(\tilde{\mathcal{L}}(X_i, Y_i) + \tilde{\mathcal{L}}(X_j, Y_j) - 2\mathbb{E}[\tilde{U}(X_i, X_j)V(Y_i, Y_j)] \right) \\ &= \frac{1}{\sqrt{\binom{n}{2}\mathcal{S}}} \sum_{1 \leq i < j \leq n} H^*(Z_i, Z_j) + o_p(1). \end{aligned}$$

Using similar arguments by replacing H with H^* , we can show that

$$\frac{1}{\sqrt{\binom{n}{2}\mathcal{S}}} \sum_{1 \leq i < j \leq n} H^*(Z_i, Z_j) \rightarrow^d N(0, 1),$$

which implies that

$$\frac{1}{\sqrt{\binom{n}{2}\mathcal{S}}} \sum_{1 \leq i < j \leq n} \left(\tilde{U}(X_i, X_j)V(Y_i, Y_j) - \mathbb{E}[\tilde{U}(X_i, X_j)V(Y_i, Y_j)] \right) \rightarrow^d N(0, 1).$$

The proof is thus completed.

1.4 Interpretation of Condition (13) based on Fourier embedding

In this subsection, we provide more discussions on Condition (13) in the paper. Consider a generic random variable $\mathcal{Z} = (\mathcal{X}, \mathcal{Y})$ and a random sample $\{\mathcal{Z}_i\}_{i=1}^n$ from the distribution of \mathcal{Z} . Let $\iota = \sqrt{-1}$ and $c_q = \pi^{(1+q)/2}/\Gamma((1+q)/2)$. For $a_1, a_2 \in \mathbb{R}^q$, define the inner product $\langle a_1, a_2 \rangle = a_1^T a_2$. Denote by \bar{a} the conjugate of a complex number a . First note that an alternative expression for MDD is given by

$$MDD(\mathcal{Y}|\mathcal{X})^2 = \frac{1}{c_q} \int_{\mathbb{R}^q} \frac{|\mathbb{E}[\mathcal{Y}e^{\iota \langle t, \mathcal{X} \rangle}] - \mu_{\mathcal{Y}} f_{\mathcal{X}}(t)|}{|t|_q^{1+q}} dt,$$

where $f_{\mathcal{X}}(t) = \mathbb{E}[e^{\iota \langle t, \mathcal{X} \rangle}]$ and $\mu_{\mathcal{Y}} = \mathbb{E}[\mathcal{Y}]$. Recall that $U(x, x') = \mathbb{E}[K(x, \mathcal{X}')] + \mathbb{E}[K(\mathcal{X}, x')] - K(x, x') - \mathbb{E}[K(\mathcal{X}, \mathcal{X}')]$ and $V(y, y') = (y - \mu_{\mathcal{Y}})(y' - \mu_{\mathcal{Y}})$ with $\mu_{\mathcal{Y}} = \mathbb{E}\mathcal{Y}$ and $\mathcal{Z}' = (\mathcal{X}', \mathcal{Y}') \stackrel{D}{=} (\mathcal{X}, \mathcal{Y})$. By the analysis in Sections 1.1 and 1.2, we know $MDD(\mathcal{Y}|\mathcal{X})^2$ is a fourth-order U -statistic, whose major term is given by

$$\mathcal{V}_n = \frac{1}{n(n-1)} \sum_{1 \leq i \neq j \leq n} U(\mathcal{X}_i, \mathcal{X}_j)V(\mathcal{Y}_i, \mathcal{Y}_j). \quad (8)$$

By Lemma 1 of Székely et al. (2007), we have

$$\begin{aligned} U(x, x') &= \int_{\mathbb{R}^q} \mathbb{E}(e^{i\langle t, \mathcal{X} \rangle} - e^{i\langle t, x \rangle}) (\overline{e^{i\langle t, \mathcal{X}' \rangle} - e^{i\langle t, x' \rangle}}) w_q(t) dt \\ &= \int_{\mathbb{R}^q} (f_{\mathcal{X}}(t) - e^{i\langle t, x \rangle}) (\overline{f_{\mathcal{X}}(t) - e^{-i\langle t, x' \rangle}}) w_q(t) dt, \end{aligned}$$

where $w_q(t) = 1/(c_q |t|_q^{1+q})$. Let $K(z, z') = U(x, x')V(y, y')$ with $z = (x, y)$ and $z' = (x', y')$. Thus we have

$$\begin{aligned} K(z, z') &= \int_{\mathbb{R}^q} (f_{\mathcal{X}}(t) - e^{i\langle t, x \rangle}) (\mu_{\mathcal{Y}} - y) (\overline{f_{\mathcal{X}}(t) - e^{-i\langle t, x' \rangle}}) (\mu_{\mathcal{Y}} - y') w_q(t) dt \\ &= \int_{\mathbb{R}^q} G(x, y; t) \overline{G(x', y'; t)} w_q(t) dt, \end{aligned}$$

where $G(x, y; t) = (f_{\mathcal{X}}(t) - e^{i\langle t, x \rangle}) (\mu_{\mathcal{Y}} - y)$. Note that $\mathbb{E}[G(\mathcal{X}, \mathcal{Y}; t)] = \mathbb{E}[\mathcal{Y} e^{i\langle t, \mathcal{X} \rangle}] - \mu_{\mathcal{Y}} f_{\mathcal{X}}(t)$, and thus

$$\mathbb{E}[K(\mathcal{Z}, \mathcal{Z}')] = \int_{\mathbb{R}^q} |\mathbb{E}[\mathcal{Y} e^{i\langle t, \mathcal{X} \rangle}] - \mu_{\mathcal{Y}} f_{\mathcal{X}}(t)|^2 w_q(t) dt = MDD(\mathcal{Y} | \mathcal{X})^2.$$

Define the operator $A_K g(z) = \mathbb{E}[K(\mathcal{Z}, z)g(\mathcal{Z})]$ for $g : \mathbb{R}^{q+1} \rightarrow \mathbb{R}$. The eigenfunction h of A_K satisfies that

$$\mathbb{E}[K(\mathcal{Z}, z)h(\mathcal{Z})] = \int_{\mathbb{R}^q} \mathbb{E}[G(\mathcal{X}, \mathcal{Y}; t)h(\mathcal{X}, \mathcal{Y})] \overline{G(x, y; t)} w_q(t) dt = \lambda h(x, y),$$

which implies that h has the form of

$$h(x, y) = \int_{\mathbb{R}^q} \eta(t) \overline{G(x, y; t)} w_q(t) dt.$$

Plugging back into the above equation, we obtain,

$$\begin{aligned} & \int_{\mathbb{R}^q} \mathbb{E}[G(\mathcal{X}, \mathcal{Y}; t)h(\mathcal{X}, \mathcal{Y})] \overline{G(x, y; t)} w_q(t) dt \\ &= \int_{\mathbb{R}^q} \left(\int_{\mathbb{R}^q} \eta(t') \mathbb{E}[G(\mathcal{X}, \mathcal{Y}; t) \overline{G(\mathcal{X}, \mathcal{Y}; t')}] w_q(t') dt' \right) \overline{G(x, y; t)} w_q(t) dt \\ &= \lambda \int_{\mathbb{R}^q} \eta(t) \overline{G(x, y; t)} w_q(t) dt. \end{aligned}$$

The above equation holds provided that

$$\lambda \eta(t) = \int_{\mathbb{R}^q} \eta(t') \mathbb{E}[G(\mathcal{X}, \mathcal{Y}; t) \overline{G(\mathcal{X}, \mathcal{Y}; t')}] w_q(t') dt' := \varphi(\eta)(t), \quad (9)$$

where $\varphi(\cdot)$ is the corresponding operator defined in (9). Thus η is the eigenfunction of φ and λ is the corresponding eigenvalue. When \mathcal{X} and $(\mathcal{Y} - \mu_{\mathcal{Y}})^2$ are independent, we have

$$\mathbb{E}[G(\mathcal{X}, \mathcal{Y}; t) \overline{G(\mathcal{X}, \mathcal{Y}; t')}] = \text{var}(\mathcal{Y}) (f_{\mathcal{X}}(t - t') - f_{\mathcal{X}}(t) f_{\mathcal{X}}(-t')).$$

Suppose that

$$f_{\mathcal{X}}(t-t') - f_{\mathcal{X}}(t)f_{\mathcal{X}}(-t') = \sum_{j=1}^{+\infty} \lambda_{\mathcal{X},j} \beta_{\mathcal{X},j}(t) \overline{\beta_{\mathcal{X},j}(t')},$$

where $\int_{\mathbb{R}^q} \beta_{\mathcal{X},i}(t) \overline{\beta_{\mathcal{X},j}(t)} w_q(t) dt = \mathbf{1}\{i=j\}$. In this case, Condition (13) reduces to

$$\frac{(\sum_{i=1}^{+\infty} \lambda_{\mathcal{X},i}^t)^{2/t}}{\sum_{i=1}^{+\infty} \lambda_{\mathcal{X},i}^2} \rightarrow 0, \quad (10)$$

for some $t > 2$.

Recall that $H(Z_i, Z_k) = V(Y_i, Y_k) \tilde{U}(X_i, X_k) = V(Y_i, Y_k) \sum_{j=1}^p U_j(x_{ij}, x_{kj})$. Below we focus on the case where $K(\cdot, \cdot) = H(\cdot, \cdot)$ and $\mathcal{Z} = Z$. Define $G_j(u_j, y; t) = (f_{x_j}(t) - e^{tu_j})(\mu - y)$ for $u_j, y, t \in \mathbb{R}$. Then it can be shown that

$$H(z, z') = \int_{\mathbb{R}} \sum_{j=1}^p G_j(u_j, y; t) \overline{G_j(u'_j, y'; t)} w_1(t) dt,$$

where $z = (u_1, \dots, u_p, y)^T$ and $z' = (u'_1, \dots, u'_p, y')^T$. The eigenfunction of A_H satisfies that

$$\mathbb{E}[H(Z, z)h(Z)] = \int_{\mathbb{R}} \sum_{j=1}^p \mathbb{E}[G_j(x_j, Y; t)h(Z)] \overline{G_j(u_j, y; t)} w_1(t) dt = \lambda h(z).$$

Thus we must have $h(z) = \int_{\mathbb{R}} \sum_{j=1}^p \eta_j(t) \overline{G_j(u_j, y; t)} w_1(t) dt$. It implies that

$$\begin{aligned} & \int_{\mathbb{R}} \sum_{j=1}^p \left(\int_{\mathbb{R}} \sum_{i=1}^p \eta_i(t') \mathbb{E}[G_j(x_j, Y; t) \overline{G_i(x_i, Y; t')}] w_1(t') dt' \right) \overline{G_j(u_j, y; t)} w_1(t) dt \\ &= \lambda \int_{\mathbb{R}} \sum_{j=1}^p \eta_j(t) \overline{G_j(u_j, y; t)} w_1(t) dt. \end{aligned} \quad (11)$$

Let $\varphi_{ji}(g)(t) = \int_{\mathbb{R}} g(t') \mathbb{E}[G_j(x_j, Y; t) \overline{G_i(x_i, Y; t')}] w_1(t') dt'$. When $X = (x_1, \dots, x_p)^T$ and $(Y - \mu)^2$ are independent, we have

$$\mathbb{E}[G_j(x_j, Y; t) \overline{G_i(x_i, Y; t')}] = \text{var}(Y)(f_{x_j, x_i}(t, -t') - f_{x_j}(t)f_{x_i}(-t')),$$

in which case $\varphi_{ji}(g)(t) = \text{var}(Y) \int_{\mathbb{R}} g(t')(f_{x_j, x_i}(t, -t') - f_{x_j}(t)f_{x_i}(-t')) w_1(t') dt'$. Notice that (11) holds provided that

$$\sum_{i=1}^p \varphi_{ji}(\eta_i) = \lambda \eta_j, \quad (12)$$

for all $1 \leq j \leq p$. Let $L^2(w_1)$ be the space of functions such that $\int_{\mathbb{R}} f(t)^2 w_1(t) dt < \infty$ for $f \in L^2(w_1)$. For $g = (g_1, \dots, g_p)^T$ with $g_j \in L^2(w_1)$, define the operator

$$\Phi(g) = \left(\sum_{j=1}^p \varphi_{1j}(g_j), \dots, \sum_{j=1}^p \varphi_{pj}(g_j) \right).$$

Therefore, λ is the eigenvalue associated with Φ . Define $Tr(\cdot)$ as the nuclear norm for a Hermitian operator. Then with $t = 4$, the condition needed to ensure the asymptotic normality [Hall (1984)] is

$$\frac{Tr^{1/2}(\Phi^4)}{Tr(\Phi^2)} \rightarrow 0.$$

REMARK 1.1. We remark that the above analysis can be extended to a more general class of dependence measures such as the distance covariance in Székely et al. (2007).

1.5 Conditions in Theorem 2.1

We study the following conditions imposed in Theorem 2.1 [see (8), (10) and (11) therein],

$$\frac{\mathbb{E}[G(Z, Z')^2]}{\mathcal{S}^4} \rightarrow 0, \quad (13)$$

$$\frac{\mathbb{E}[H(Z, Z')^4]}{n\mathcal{S}^4} \rightarrow 0, \quad (14)$$

$$\frac{\mathbb{E}[\tilde{U}(X, X'')^2 V(Y, Y')^2]}{\mathcal{S}^2} = o(n), \quad (15)$$

$$\frac{\mathbb{E}[\tilde{U}(X, X')^2] \mathbb{E}[V(Y, Y')^2]}{\mathcal{S}^2} = o(n^2). \quad (16)$$

Note that (2) is slightly stronger than the second part of (8) in the paper. To proceed, we summarize the general conditions we shall study in this subsection:

$$0 < c \leq \text{var}(Y|X) = E[(Y - E[Y|X])^2|X] \leq E[(Y - E[Y|X])^4|X]^{1/2} \leq C < +\infty, \quad (17)$$

$$\frac{\mathbb{E}[\tilde{U}(X, X')\tilde{U}(X', X'')\tilde{U}(X'', X''')\tilde{U}(X''', X)]}{(\sum_{j,j'=1}^p \text{dcov}(x_j, x_{j'})^2)^2} \rightarrow 0, \quad (18)$$

$$\frac{\mathbb{E}[\tilde{U}(X, X')^4]}{n(\sum_{j,j'=1}^p \text{dcov}(x_j, x_{j'})^2)^2} \rightarrow 0, \quad (19)$$

where (17) holds almost surely for some constants c and C .

Under (17) and the null hypothesis (i.e. $E[Y|X] = \mu$),

$$\begin{aligned} \mathcal{S}^2 &= \mathbb{E}[H(Z, Z')^2] = \mathbb{E}[\mathbb{E}[(Y - \mu)^2(Y' - \mu)^2\tilde{U}(X, X')^2|X, X']] \\ &\geq c^2 \mathbb{E}[\tilde{U}(X, X')^2] = c^2 \sum_{j,j'=1}^p \text{dcov}(x_j, x_{j'})^2. \end{aligned}$$

Also note that

$$\begin{aligned} \mathbb{E}[\tilde{U}(X, X'')^2 V(Y, Y')^2] &\leq \mathbb{E}[\mathbb{E}[\tilde{U}(X, X'')^2 V(Y, Y')^2|X, X']] \\ &\leq C^2 \mathbb{E}[\tilde{U}(X, X'')^2] \leq C^2 \sum_{j,j'=1}^p \text{dcov}(x_j, x_{j'})^2. \end{aligned}$$

Thus (15) and (16) hold under (17) and the null hypothesis. Using the conditioning argument, we have

$$\begin{aligned}\mathbb{E}[G(Z, Z')^2] &\leq C^4 \mathbb{E}[\tilde{U}(X, X'')\tilde{U}(X', X'')\tilde{U}(X, X''')\tilde{U}(X', X''')], \\ \mathbb{E}[H(Z, Z')^4] &\leq C^4 \mathbb{E}[\tilde{U}(X, X')^4].\end{aligned}$$

Thus (18)-(19) imply (13)-(14) under (17). To sum up, (17)-(19) together imply (13)-(16).

Using the fact that

$$U_j(u_j, u'_j) = \int_{\mathbb{R}} (f_j(t) - e^{itu_j})(f_j(-t) - e^{-itu'_j})w(t)dt, \quad \imath = \sqrt{-1},$$

we have

$$\begin{aligned}&\mathbb{E}[\tilde{U}(X, X'')\tilde{U}(X', X'')\tilde{U}(X, X''')\tilde{U}(X', X''')] \\ &= \sum_{j,k,l,m=1}^p \int \{f_{jl}(t_1, t_2) - f_j(t_1)f_l(t_2)\} \{f_{lm}(-t_2, -t_4) - f_l(-t_2)f_m(-t_4)\} \\ &\quad \{f_{mk}(t_4, t_3) - f_m(t_4)f_k(t_3)\} \{f_{kj}(-t_3, -t_1) - f_k(-t_3)f_j(-t_1)\} \\ &\quad w(t_1)w(t_2)w(t_3)w(t_4)dt_1dt_2dt_3dt_4,\end{aligned}$$

where f_{jk} and f_j denote the (joint) characteristic functions for (X_j, X_k) and X_j respectively. Similarly, we have

$$\begin{aligned}&\mathbb{E}[\tilde{U}(X, X')^4] \\ &= \sum_{j,k,l,m=1}^p \int |\mathbb{E}[\{f_j(t_1) - e^{it_1X_j}\} \{f_k(t_2) - e^{it_2X_k}\} \{f_l(t_3) - e^{it_3X_l}\} \{f_m(t_4) - e^{it_4X_m}\}]|^2 \\ &\quad w(t_1)w(t_2)w(t_3)w(t_4)dt_1dt_2dt_3dt_4,\end{aligned}$$

where

$$\begin{aligned}&\mathbb{E}[\{f_j(t_1) - e^{it_1X_j}\} \{f_k(t_2) - e^{it_2X_k}\} \{f_l(t_3) - e^{it_3X_l}\} \{f_m(t_4) - e^{it_4X_m}\}] \\ &= \mathbb{E}[\{f_j(t_1)f_k(t_2) - e^{it_1X_j}f_k(t_2) - f_j(t_1)e^{it_2X_k} + e^{it_1X_j+it_2X_k}\} \\ &\quad \{f_l(t_3)f_m(t_4) - e^{it_3X_l}f_m(t_4) - f_l(t_3)e^{it_4X_m} + e^{it_3X_l+it_4X_m}\}] \\ &= -3f_j(t_1)f_k(t_2)f_l(t_3)f_m(t_4) + f_{jl}(t_1, t_3)f_k(t_2)f_m(t_4) + f_{jk}(t_1, t_2)f_l(t_3)f_m(t_4) \\ &\quad + f_{jm}(t_1, t_4)f_k(t_2)f_l(t_3) + f_{km}(t_2, t_4)f_j(t_1)f_l(t_3) + f_{kl}(t_2, t_3)f_j(t_1)f_m(t_4) \\ &\quad + f_{lm}(t_3, t_4)f_j(t_1)f_k(t_2) - f_{jlm}(t_1, t_3, t_4)f_k(t_2) - f_{klm}(t_2, t_3, t_4)f_j(t_1) - f_{jkl}(t_1, t_2, t_3)f_m(t_4) \\ &\quad - f_{jkm}(t_1, t_2, t_4)f_l(t_3) + f_{jklm}(t_1, t_2, t_3, t_4).\end{aligned}\tag{20}$$

Hence (18)-(19) can be translated into conditions on the joint characteristic functions.

Banded dependence structure: For the ease of notation, we assume that $\pi(i) = i$. The

result can be extended to the case where $\pi(\cdot)$ is an arbitrary permutation of $\{1, 2, \dots, p\}$. In this case, we know that X_i and X_j are independent provided that $|i - j| > L$. By Lemma 1.1 below, we have

$$\begin{aligned}
& \mathbb{E}[\tilde{U}(X, X')\tilde{U}(X', X'')\tilde{U}(X'', X''')\tilde{U}(X''', X)] \\
&= \sum_{j=1}^p \sum_{k=j-L}^{j+L} \sum_{l=k-L}^{k+L} \sum_{m=j-L}^{j+L} \mathbb{E}[U_j(x_j, x'_j)U_k(x'_k, x''_k)U_l(x''_l, x'''_l)U_m(x'''_m, x_m)] \\
&\leq C \sum_{j=1}^p \sum_{k=j-L}^{j+L} \sum_{l=k-L}^{k+L} \sum_{m=j-L}^{j+L} \mathbb{E}[|x_j - \mu_j|]\mathbb{E}[|x_k - \mu_k|]\mathbb{E}[|x_l - \mu_l|]\mathbb{E}[|x_m - \mu_m|] \\
&\leq C'p(L+1)^3 \max_{1 \leq j \leq p} (E[|x_j - \mu_j|])^4.
\end{aligned}$$

By the Hölder's inequality and Lemma 1.1, we obtain

$$\begin{aligned}
\mathbb{E}[\tilde{U}(X, X')^4] &\leq C \sum_{j=1}^p \sum_{k,l,m=j-3L}^{j+3L} |\mathbb{E}[U_j(x_j, x'_j)U_k(x_k, x'_k)U_l(x_l, x'_l)U_m(x_m, x'_m)]| \\
&\quad + C' \left\{ \sum_{|j-k| \leq L} \text{dcov}(x_j, x_k)^2 \right\}^2 \\
&\leq Cp(6L+1)^3 \max_{1 \leq j \leq p} \mathbb{E}[U_j(x_j, x'_j)^4] \\
&\quad + C' \left\{ \sum_{|j-k| \leq L} \text{dcov}(x_j, x_k)^2 \right\}^2 \\
&\leq C'' \left[p(L+1)^3 \max_{1 \leq j \leq p} \text{var}(x_j)^2 + \left\{ \sum_{|j-k| \leq L} \text{dcov}(x_j, x_k)^2 \right\}^2 \right].
\end{aligned}$$

Therefore, (18) and (19) are implied by

$$\frac{p(L+1)^3 \max \{ n^{-1} \max_{1 \leq j \leq p} \text{var}(x_j)^2, \max_{1 \leq j \leq p} (\mathbb{E}[|x_j - \mu_j|])^4 \}}{(\sum_{|j-k| \leq L} \text{dcov}(x_j, x_k)^2)^2} \rightarrow 0. \quad (21)$$

In particular, if $L = o(p^{1/3})$ and $\max_{1 \leq j \leq p} \text{var}(x_j) / \min_{1 \leq j \leq p} \text{dcov}(x_j, x_j)^2$ is bounded from above, (21) is satisfied.

LEMMA 1.1. *We have*

$$\begin{aligned}
\mathbb{E}[U_j(x_j, x'_j)^4] &\leq C \text{var}(x_j)^2, \\
|\mathbb{E}[U_j(x_j, x'_j)U_k(x'_k, x''_k)U_l(x''_l, x'''_l)U_m(x'''_m, x_m)]| &\leq C' \mathbb{E}[|x_j - \mu_j|]\mathbb{E}[|x_k - \mu_k|]\mathbb{E}[|x_l - \mu_l|]\mathbb{E}[|x_m - \mu_m|],
\end{aligned}$$

for some constant $C, C' > 0$.

Proof. By the triangle inequality, we have

$$|\mathbb{E}[K(x_j, x')] - K(x, x')| \leq \mathbb{E}[K(x, x'_j)]$$

for $x, x' \in \mathbb{R}$. Thus we have

$$|U_j(x, x')| \leq \max\{|\mathbb{E}[K(x_j, x'_j)] - 2\mathbb{E}[K(x, x'_j)]|, \mathbb{E}[K(x_j, x'_j)]\} := a_j(x),$$

which implies that

$$\mathbb{E}[U_j(x_j, x'_j)^4] \leq \mathbb{E}[a_j(x_j)^2] \mathbb{E}[a_j(x'_j)^2]$$

as $a_j(x_j)$ and $a_j(x'_j)$ are independent. Some simple algebra shows that

$$\mathbb{E}[a_j(x_j)^2] \leq C \text{var}(x_j)^2.$$

Therefore, we have $\mathbb{E}[U_j(x_j, x'_j)^4] \leq C^2 \text{var}(x_j)^2$. Similarly, we get

$$\begin{aligned} & |\mathbb{E}[U_j(x_j, x'_j)U_k(x'_k, x''_k)U_l(x''_l, x'''_l)U_m(x'''_m, x_m)]| \\ & \leq \mathbb{E}[a_j(x_j)]\mathbb{E}[a_k(x'_k)]\mathbb{E}[a_l(x''_l)]\mathbb{E}[a_m(x'''_m)] \\ & \leq C\mathbb{E}[|x_j - \mu_j|]\mathbb{E}[|x_k - \mu_k|]\mathbb{E}[|x_l - \mu_l|]\mathbb{E}[|x_m - \mu_m|]. \end{aligned}$$

◇

Conditions under Gaussianity: Under the Gaussian assumption, we verify (18) and (19) in the following two steps.

Step 1: We have

$$\begin{aligned} & V(\sigma_{jl}, \sigma_{lm}, \sigma_{mk}, \sigma_{kj}) \\ & := \mathbb{E}[U_j(x_j, x''_j)U_k(x'_k, x''_k)U_l(x_l, x'''_l)U_m(x'_m, x'''_m)] \\ & = \int \{f_{jl}(t_1, t_2) - f_j(t_1)f_l(t_2)\} \{f_{lm}(-t_2, -t_4) - f_l(-t_2)f_m(-t_4)\} \\ & \quad \{f_{mk}(t_4, t_3) - f_m(t_4)f_k(t_3)\} \{f_{kj}(-t_3, -t_1) - f_k(-t_3)f_j(-t_1)\} \\ & \quad w(t_1)w(t_2)w(t_3)w(t_4)dt_1dt_2dt_3dt_4 \\ & = \int e^{-(t_1^2+t_2^2+t_3^2+t_4^2)}(1 - e^{-\sigma_{jl}t_1t_2})(1 - e^{-\sigma_{lm}t_2t_4})(1 - e^{-\sigma_{mk}t_3t_4})(1 - e^{-\sigma_{kj}t_1t_3}) \\ & \quad w(t_1)w(t_2)w(t_3)w(t_4)dt_1dt_2dt_3dt_4. \end{aligned}$$

Using the power series expansion, we have

$$\begin{aligned} & (1 - e^{-\sigma_{jl}t_1t_2})(1 - e^{-\sigma_{lm}t_2t_4})(1 - e^{-\sigma_{mk}t_3t_4})(1 - e^{-\sigma_{kj}t_1t_3}) \\ & = \sum_{i_1, i_2, i_3, i_4=1}^{\infty} \frac{(-1)^{i_1+i_2+i_3+i_4}}{i_1!i_2!i_3!i_4!} \sigma_{jl}^{i_1} \sigma_{lm}^{i_2} \sigma_{mk}^{i_3} \sigma_{kj}^{i_4} (t_1t_2)^{i_1} (t_2t_4)^{i_2} (t_3t_4)^{i_3} (t_1t_3)^{i_4}, \end{aligned}$$

which implies that

$$\begin{aligned}
& V(\sigma_{jl}, \sigma_{lm}, \sigma_{mk}, \sigma_{kj}) \\
&= C_1 \int \sum_{i_1, i_2, i_3, i_4=1}^{\infty} \frac{(-1)^{i_1+i_2+i_3+i_4}}{i_1!i_2!i_3!i_4!} \sigma_{jl}^{i_1} \sigma_{lm}^{i_2} \sigma_{mk}^{i_3} \sigma_{kj}^{i_4} e^{-(t_1^2+t_2^2+t_3^2+t_4^2)} \\
&\quad (t_1 t_2)^{i_1-1} (t_2 t_4)^{i_2-1} (t_3 t_4)^{i_3-1} (t_1 t_3)^{i_4-1} dt_1 dt_2 dt_3 dt_4 \\
&= C_1 \sigma_{jl} \sigma_{lm} \sigma_{mk} \sigma_{kj} \sum_{i_1, i_2, i_3, i_4=0}^{\infty} \frac{(-1)^{i_1+i_2+i_3+i_4}}{(i_1+1)!(i_2+1)!(i_3+1)!(i_4+1)!} \sigma_{jl}^{i_1} \sigma_{lm}^{i_2} \sigma_{mk}^{i_3} \sigma_{kj}^{i_4} \int e^{-(t_1^2+t_2^2+t_3^2+t_4^2)} \\
&\quad (t_1 t_2)^{i_1} (t_2 t_4)^{i_2} (t_3 t_4)^{i_3} (t_1 t_3)^{i_4} dt_1 dt_2 dt_3 dt_4.
\end{aligned}$$

Note that $\int e^{-(t_1^2+t_2^2+t_3^2+t_4^2)} (t_1 t_2)^{i_1} (t_2 t_4)^{i_2} (t_3 t_4)^{i_3} (t_1 t_3)^{i_4} dt_1 dt_2 dt_3 dt_4$ is nonzero if and only if i_1, i_2, i_3, i_4 are all even or odd numbers simultaneously. Thus using the fact that $|\sigma_{kl}| \leq 1$, we have

$$\begin{aligned}
& V(\sigma_{jl}, \sigma_{lm}, \sigma_{mk}, \sigma_{kj}) \\
&= C_1 \sigma_{jl} \sigma_{lm} \sigma_{mk} \sigma_{kj} \sum_{i_1, i_2, i_3, i_4 \text{ are all even or odd}} \frac{1}{(i_1+1)!(i_2+1)!(i_3+1)!(i_4+1)!} \sigma_{jl}^{i_1} \sigma_{lm}^{i_2} \sigma_{mk}^{i_3} \sigma_{kj}^{i_4} \\
&\quad \int e^{-(t_1^2+t_2^2+t_3^2+t_4^2)} (t_1 t_2)^{i_1} (t_2 t_4)^{i_2} (t_3 t_4)^{i_3} (t_1 t_3)^{i_4} dt_1 dt_2 dt_3 dt_4 \\
&\leq C_1 |\sigma_{jl} \sigma_{lm} \sigma_{mk} \sigma_{kj}| \sum_{i_1, i_2, i_3, i_4 \text{ are all even or odd}} \frac{1}{(i_1+1)!(i_2+1)!(i_3+1)!(i_4+1)!} \int e^{-(t_1^2+t_2^2+t_3^2+t_4^2)} \\
&\quad (t_1 t_2)^{i_1} (t_2 t_4)^{i_2} (t_3 t_4)^{i_3} (t_1 t_3)^{i_4} dt_1 dt_2 dt_3 dt_4 \\
&= |\sigma_{jl} \sigma_{lm} \sigma_{mk} \sigma_{kj}| V(1, 1, 1, 1),
\end{aligned}$$

where $V(1, 1, 1, 1) = \mathbb{E}[U_j(x_j, x'_j) U_k(x'_j, x''_j) U_l(x_j, x'''_j) U_m(x'_j, x''_j)] \leq \mathbb{E}[U_j(x_j, x'_j)^4] < \infty$ with $x_j, x'_j, x''_j, x'''_j \sim i.i.d N(0, 1)$. On the other hand, in view of the proof of Theorem 7 of Székely et al. (2007), we have

$$dcov(x_j, x_{j'})^2 = \frac{\sigma_{j,j'}^2}{\pi^2} \sum_{k=1}^{+\infty} \frac{2^{2k} - 2}{(2k)!} \sigma_{j,j'}^{2(k-1)} \int_{\mathbb{R}^2} e^{-t^2-s^2} (ts)^{2(k-1)} dt ds \geq \frac{\sigma_{j,j'}^2}{\pi},$$

which implies that $\sum_{j,j'=1}^p dcov(x_j, x_{j'})^2 \geq \pi^{-1} \sum_{j,j'=1}^p \sigma_{j,j'}^2 = \pi^{-1} \text{Tr}(\Sigma^2)$. Thus Condition (18) is implied by the assumption $\frac{\sum_{j,k,l,m=1}^p |\sigma_{jk} \sigma_{kl} \sigma_{lm} \sigma_{mj}|}{\text{Tr}^2(\Sigma^2)} \rightarrow 0$.

Step 2: Using (20) and the power series expansion, we deduce after laborious calculations that

$$\begin{aligned}
& \mathbb{E}[U_j(x_j, x'_j) U_k(x_k, x'_k) U_l(x_l, x'_l) U_m(x_m, x'_m)] \\
&= \int e^{-(t_1^2+t_2^2+t_3^2+t_4^2)} U_{jklm}(t_1, t_2, t_3, t_4)^2 w(t_1) w(t_2) w(t_3) w(t_4) dt_1 dt_2 dt_3 dt_4,
\end{aligned}$$

where

$$U_{jklm}(t_1, t_2, t_3, t_4) = \sum_{u=2}^{+\infty} \sum_{\mathbf{s}} \frac{(-1)^u}{\mathbf{s}!} t_1^{s_1+s_2+s_3} t_2^{s_1+s_4+s_5} t_3^{s_2+s_4+s_6} t_4^{s_3+s_5+s_6} \sigma_{jk}^{s_1} \sigma_{jl}^{s_2} \sigma_{jm}^{s_3} \sigma_{kl}^{s_4} \sigma_{km}^{s_5} \sigma_{lm}^{s_6}$$

with $\sum_{\mathbf{s}}$ denoting the summation over all $\mathbf{s} = (s_1, s_2, s_3, s_4, s_5, s_6)$ such that $s_1 + s_2 + s_3 + s_4 + s_5 + s_6 = u$, $s_1 + s_2 + s_3 \geq 1$, $s_1 + s_4 + s_5 \geq 1$, $s_2 + s_4 + s_6 \geq 1$ and $s_3 + s_5 + s_6 \geq 1$, and $\mathbf{s}! = \prod_{i=1}^6 s_i!$. Therefore

$$\begin{aligned} & \mathbb{E}[U_j(x_j, x'_j)U_k(x_k, x'_k)U_l(x_l, x'_l)U_m(x_m, x'_m)] \\ &= \sum_{u,v=2}^{+\infty} \sum_{\mathbf{s}} \sum_{\mathbf{r}} \frac{(-1)^{u+v}}{\mathbf{s}!\mathbf{r}!} \sigma_{jk}^{s_1+r_1} \sigma_{jl}^{s_2+r_2} \sigma_{jm}^{s_3+r_3} \sigma_{kl}^{s_4+r_4} \sigma_{km}^{s_5+r_5} \sigma_{lm}^{s_6+r_6} \int e^{-(t_1^2+t_2^2+t_3^2+t_4^2)} \\ & \quad t_1^{s_1+s_2+s_3+r_1+r_2+r_3} t_2^{s_1+s_4+s_5+r_1+r_4+r_5} t_3^{s_2+s_4+s_6+r_2+r_4+r_6} t_4^{s_3+s_5+s_6+r_3+r_5+r_6} \\ & \quad w(t_1)w(t_2)w(t_3)w(t_4)dt_1dt_2dt_3dt_4 \\ &= \sum_{h=4}^{+\infty} (-1)^h \sum_{u+v=h; u,v \geq 2} \sum_{\mathbf{s}} \sum_{\mathbf{v}} \frac{1}{\mathbf{s}!\mathbf{r}!} \sigma_{jk}^{s_1+r_1} \sigma_{jl}^{s_2+r_2} \sigma_{jm}^{s_3+r_3} \sigma_{kl}^{s_4+r_4} \sigma_{km}^{s_5+r_5} \sigma_{lm}^{s_6+r_6} a_{\mathbf{s},\mathbf{r}}, \end{aligned}$$

where

$$a_{\mathbf{s},\mathbf{r}} = \int e^{-(t_1^2+t_2^2+t_3^2+t_4^2)} t_1^{s_1+s_2+s_3+r_1+r_2+r_3} t_2^{s_1+s_4+s_5+r_1+r_4+r_5} t_3^{s_2+s_4+s_6+r_2+r_4+r_6} t_4^{s_3+s_5+s_6+r_3+r_5+r_6} w(t_1)w(t_2)w(t_3)w(t_4)dt_1dt_2dt_3dt_4,$$

and $s_1 + s_2 + s_3 + r_1 + r_2 + r_3$, $s_1 + s_4 + s_5 + r_1 + r_4 + r_5$, $s_2 + s_4 + s_6 + r_2 + r_4 + r_6$, $s_3 + s_5 + s_6 + r_3 + r_5 + r_6$ are all even numbers. Under the above constraint, the integration inside the curly bracket is always nonnegative. For $h \geq 4$ and \mathbf{s}, \mathbf{r} satisfying the above constraint, the term $|\sigma_{jk}^{s_1+r_1} \sigma_{jl}^{s_2+r_2} \sigma_{jm}^{s_3+r_3} \sigma_{kl}^{s_4+r_4} \sigma_{km}^{s_5+r_5}|$ is bounded by one of the following terms

$$\begin{aligned} & \sigma_{jk}^2 \sigma_{lm}^2, \sigma_{jl}^2 \sigma_{km}^2, \sigma_{jm}^2 \sigma_{kl}^2, \sigma_{jk}^2 \sigma_{jl}^2 \sigma_{jm}^2, \sigma_{kj}^2 \sigma_{kl}^2 \sigma_{km}^2, \sigma_{lj}^2 \sigma_{lk}^2 \sigma_{lm}^2, \sigma_{mj}^2 \sigma_{mk}^2 \sigma_{ml}^2, \\ & |\sigma_{jk} \sigma_{kl} \sigma_{lm} \sigma_{mj}|, |\sigma_{jk} \sigma_{km} \sigma_{ml} \sigma_{lj}|, |\sigma_{jl} \sigma_{lk} \sigma_{km} \sigma_{mj}|. \end{aligned}$$

On the other hand, as $\mathbb{E}[U_j(x_j, x'_j)^4] = \sum_{h=4}^{+\infty} (-1)^h \sum_{u+v=h; u,v \geq 2} \sum_{\mathbf{s}} \sum_{\mathbf{v}} a_{\mathbf{s},\mathbf{r}} / (\mathbf{s}!\mathbf{r}!) < \infty$, we

must have $\sum_{u+v=h; u, v \geq 2} \sum_{\mathbf{s}} \sum_{\mathbf{v}} a_{\mathbf{s}, \mathbf{r}} / (\mathbf{s}! \mathbf{r}!) \rightarrow 0$ as $k \rightarrow +\infty$. Thus we get

$$\begin{aligned}
& \mathbb{E}[U_j(x_j, x'_j) U_k(x_k, x'_k) U_l(x_l, x'_l) U_m(x_m, x'_m)] \\
& \leq (\sigma_{jk}^2 \sigma_{lm}^2 + \sigma_{jl}^2 \sigma_{km}^2 + \sigma_{jm}^2 \sigma_{kl}^2 + |\sigma_{jk} \sigma_{kl} \sigma_{lm} \sigma_{mj}| + |\sigma_{jk} \sigma_{km} \sigma_{ml} \sigma_{lj}| + |\sigma_{jl} \sigma_{lk} \sigma_{km} \sigma_{mj}|) \\
& \quad \times \left(\sum_{h=4}^{+\infty} c^{h-4} \sum_{u+v=h; u, v \geq 2} \sum_{\mathbf{s}} \sum_{\mathbf{v}} \frac{1}{\mathbf{s}! \mathbf{r}!} a_{\mathbf{s}, \mathbf{r}} \right) \\
& \quad + (\sigma_{jk}^2 \sigma_{jl}^2 \sigma_{jm}^2 + \sigma_{kj}^2 \sigma_{kl}^2 \sigma_{km}^2 + \sigma_{lj}^2 \sigma_{lk}^2 \sigma_{lm}^2 + \sigma_{mj}^2 \sigma_{mk}^2 \sigma_{ml}^2) \\
& \quad \times \left(\sum_{h=6}^{+\infty} c^{h-6} \sum_{u+v=h; u, v \geq 2} \sum_{\mathbf{s}} \sum_{\mathbf{v}} \frac{1}{\mathbf{s}! \mathbf{r}!} a_{\mathbf{s}, \mathbf{r}} \right) \\
& \leq C_1 (\sigma_{jk}^2 \sigma_{lm}^2 + \sigma_{jl}^2 \sigma_{km}^2 + \sigma_{jm}^2 \sigma_{kl}^2 + |\sigma_{jk} \sigma_{kl} \sigma_{lm} \sigma_{mj}| + |\sigma_{jk} \sigma_{km} \sigma_{ml} \sigma_{lj}| + |\sigma_{jl} \sigma_{lk} \sigma_{km} \sigma_{mj}| \\
& \quad + \sigma_{jk}^2 \sigma_{jl}^2 \sigma_{jm}^2 + \sigma_{kj}^2 \sigma_{kl}^2 \sigma_{km}^2 + \sigma_{lj}^2 \sigma_{lk}^2 \sigma_{lm}^2 + \sigma_{mj}^2 \sigma_{mk}^2 \sigma_{ml}^2).
\end{aligned}$$

It follows that

$$\begin{aligned}
& \mathbb{E}[\tilde{U}(X, X')^4] \\
& \leq C_1 \sum_{j, k, l, m=1}^p (\sigma_{jk}^2 \sigma_{lm}^2 + \sigma_{jl}^2 \sigma_{km}^2 + \sigma_{jm}^2 \sigma_{kl}^2 + |\sigma_{jk} \sigma_{kl} \sigma_{lm} \sigma_{mj}| + |\sigma_{jk} \sigma_{km} \sigma_{ml} \sigma_{lj}| + |\sigma_{jl} \sigma_{lk} \sigma_{km} \sigma_{mj}| \\
& \quad + \sigma_{jk}^2 \sigma_{jl}^2 \sigma_{jm}^2 + \sigma_{kj}^2 \sigma_{kl}^2 \sigma_{km}^2 + \sigma_{lj}^2 \sigma_{lk}^2 \sigma_{lm}^2 + \sigma_{mj}^2 \sigma_{mk}^2 \sigma_{ml}^2) \\
& \leq C_2 \left(\text{Tr}^2(\Sigma^2) + \text{Tr}(\check{\Sigma}^4) + \sum_{j=1}^p \left(\sum_{k=1}^p \sigma_{jk}^2 \right)^3 \right),
\end{aligned}$$

where $\check{\Sigma} = (|\sigma_{jk}|)$. Therefore, (19) is satisfied under (15) in the paper.

1.6 Consistency of wild Bootstrap and variance estimator

In this subsection, we prove Theorem 2.2 (variance ratio consistency) and Theorem 2.3 (the bootstrap consistency) under Conditions (8), (10) and (11) in the main paper. In particular, the variance ratio consistency is an intermediate step in the proof of bootstrap consistency, see the details in Step 6 below.

Define $d_{kl} = \sum_{j=1}^p \tilde{A}_{kl}(j) \tilde{B}_{kl}$ and note that $MDD_n^*(Y|x_j)^2 = \frac{2}{n(n-1)} \sum_{k < l} d_{kl} e_k e_l$. Denote by \mathbb{E}^* and $\text{cov}^*/\text{var}^*$ the expectation and covariance/variance in the bootstrap world. Then we have $\mathbb{E}^*[MDD_n^*(Y|x_j)^2] = 0$ for any $1 \leq j \leq p$, and

$$\text{var}^* \left(\sqrt{\binom{n}{2}} \sum_{j=1}^p MDD_n^*(Y|x_j)^2 \right) = \frac{2}{n(n-1)} \sum_{k < l} d_{kl}^2 = \hat{S}^2.$$

Define the event

$$\mathcal{A} = \left\{ \frac{\sum_{j \geq j'} \left(\sum_{i=1}^{j'-1} d_{ij} d_{ij'} \right)^2}{\left(\sum_{k < l} d_{kl}^2 \right)^2} \rightarrow 0 \right\}. \quad (22)$$

Our proof involves the following four steps:

1. Conditional on \mathcal{A} , we show

$$\sqrt{\binom{n}{2}} \frac{\sum_{j=1}^p MDD_n^*(Y|x_j)^2}{\hat{S}} \xrightarrow{d^*} N(0, 1),$$

where $\xrightarrow{d^*}$ denotes convergence in distribution with respect to $\{e_i\}$.

2. Conditional on \mathcal{A} , we show

$$\frac{\hat{S}^*}{\hat{S}} \xrightarrow{p^*} 1,$$

where $\xrightarrow{p^*}$ denotes convergence in probability with respect to $\{e_i\}$.

3. Under (17)-(19), we prove that

$$\frac{\sum_{j \geq j'} \left(\sum_{i=1}^{j'-1} d_{ij} d_{ij'} \right)^2}{\left(\sum_{k < l} d_{kl}^2 \right)^2} \xrightarrow{p} 0.$$

4. Finally, combining the above results, we obtain the convergence in distribution in probability, i.e.,

$$\sqrt{\binom{n}{2}} \frac{\sum_{j=1}^p MDD_n^*(Y|x_j)^2}{\hat{S}^*} \xrightarrow{\mathcal{D}^*} N(0, 1).$$

For clarity, we present the proofs in the following 6 steps.

Step 1: The basic idea is to apply the martingale CLT to the quadratic form $\sum_{j=1}^p MDD_n^*(Y|x_j)^2$. The arguments are similar to those in Section 1.3. Define $S_r^* = \sum_{j=2}^r \sum_{i=1}^{j-1} d_{ij} e_i e_j$. It is straightforward to see that S_r^* is a mean-zero martingale with respect to the filtration $\mathcal{F}_r^* = \sigma\{e_1, e_2, \dots, e_r\}$. We establish the asymptotic normality by Corollary 3.1 of Hall and Heyde (1980). Define $W_j^* = \sum_{i=1}^{j-1} d_{ij} e_i e_j$ and note that $\mathbb{E}^*[W_j^{*2} | \mathcal{F}_{j-1}^*] = \sum_{i,k=1}^{j-1} d_{ij} d_{kj} e_i e_k$, and $2 \sum_{j=1}^n \mathbb{E}^*[W_j^{*2}] / \{n(n-1)\} = \hat{S}^2$. Direct calculation yields that for

$j \geq j'$,

$$\begin{aligned}
& \text{cov}^*(\mathbb{E}[W_j^{*2}|\mathcal{F}_{j-1}^*], \mathbb{E}[W_{j'}^{*2}|\mathcal{F}_{j'-1}^*]) \\
&= \sum_{i,k=1}^{j-1} \sum_{i',k'=1}^{j'-1} d_{ij}d_{kj}d_{i'j'}d_{k'j'} \text{cov}(e_i e_k, e_{i'} e_{k'}) \\
&= \sum_{i,k,i',k'=1}^{j'-1} d_{ij}d_{kj}d_{i'j'}d_{k'j'} \text{cov}(e_i e_k, e_{i'} e_{k'}) \\
&= 2 \sum_{i=1}^{j'-1} d_{ij}^2 d_{i'j'}^2 + 2 \sum_{1 \leq i \neq k \leq j'-1} d_{ij} d_{i'j'} d_{kj} d_{k'j'} = 2 \left(\sum_{i=1}^{j'-1} d_{ij} d_{i'j'} \right)^2.
\end{aligned}$$

It implies that on \mathcal{A}

$$\begin{aligned}
& \frac{4}{n^2(n-1)^2} \sum_{j,j'=2}^n \text{cov}^*(\mathbb{E}[W_j^{*2}|\mathcal{F}_{j-1}^*], \mathbb{E}[W_{j'}^{*2}|\mathcal{F}_{j'-1}^*]) \\
&= \frac{8}{n^2(n-1)^2} \sum_{j,j'=2}^n \left(\sum_{i=1}^{\min\{j,j'\}-1} d_{ij} d_{i'j'} \right)^2 = o(\hat{S}^4).
\end{aligned}$$

We also note that on \mathcal{A}

$$\begin{aligned}
\sum_{j=2}^n \mathbb{E}^* [|W_j^*|^4] &= 3 \sum_{j=2}^n \sum_{i_1, i_2, i_3, i_4=1}^{j-1} d_{i_1 j} d_{i_2 j} d_{i_3 j} d_{i_4 j} \mathbb{E}[e_{i_1} e_{i_2} e_{i_3} e_{i_4}] \\
&= 9 \sum_{j=2}^n \sum_{i=1}^{j-1} d_{ij}^4 + 9 \sum_{j=2}^n \sum_{1 \leq i_1 \neq i_2 \leq j-1} d_{i_1 j}^2 d_{i_2 j}^2 = 9 \sum_{j=2}^n \left(\sum_{i=1}^{j-1} d_{ij}^2 \right)^2 \\
&= o \left(\left(\sum_{k < l} d_{kl}^2 \right)^2 \right).
\end{aligned}$$

Therefore by the martingale CLT (see Hall and Heyde (1980)), we have on \mathcal{A} ,

$$\sqrt{\binom{n}{2}} \frac{\sum_{j=1}^p MDD_n^*(Y|x_j)^2}{\hat{S}} \rightarrow^{d^*} N(0, 1).$$

Step 2: To show the ratio consistency for the bootstrap variance estimator, we note that conditional on the sample, \hat{S}^{*2} is an unbiased estimator for \hat{S}^2 . Therefore, it suffices to show

that conditional on \mathcal{A} , $\frac{\text{var}^*(\hat{S}^{*2})}{\hat{S}^4} \rightarrow 0$. Simple algebra shows that

$$\begin{aligned} \frac{\text{var}^*(\hat{S}^{*2})}{\hat{S}^4} &= \frac{1}{\hat{S}^4} \text{var}^* \left(\frac{1}{\binom{n}{2}} \sum_{1 \leq k < l \leq n} d_{kl}^2 e_k^2 e_l^2 \right) \\ &= \frac{4}{n^2(n-1)^2 \hat{S}^4} \left\{ \sum_{k < l} d_{kl}^4 \text{cov}(e_k^2 e_l^2, e_k^2 e_l^2) + \sum_{k < l \neq l'} d_{kl}^2 d_{kl'}^2 \text{cov}(e_k^2 e_l^2, e_k^2 e_{l'}^2) \right. \\ &\quad \left. + \sum_{k \neq k' < l} d_{kl}^2 d_{k'l}^2 \text{cov}(e_k^2 e_l^2, e_{k'}^2 e_l^2) + 2 \sum_{k < l < l'} d_{kl}^2 d_{ll'}^2 \text{cov}(e_k^2 e_l^2, e_l^2 e_{l'}^2) \right\} \\ &\leq \frac{C}{(\sum_{k < l} d_{kl}^2)^2} \left\{ \sum_{k < l} d_{kl}^4 + \sum_{k \neq l \neq l'} d_{kl}^2 d_{ll'}^2 \right\}, \end{aligned}$$

for some constant $C > 0$. On \mathcal{A} , we have

$$\frac{\sum_{k < l} d_{kl}^4}{(\sum_{k < l} d_{kl}^2)^2} \rightarrow 0, \quad \frac{\sum_{k \neq l \neq l'} d_{kl}^2 d_{kl'}^2}{(\sum_{k < l} d_{kl}^2)^2} \rightarrow 0,$$

which indicates that

$$\frac{\hat{S}^*}{\hat{S}} \xrightarrow{P^*} 1.$$

Step 3: To deal with the \mathcal{U} -centered version of A_{ij} (here we omit the superscript), we write \tilde{A}_{ij} in the following form,

$$\begin{aligned} \tilde{A}_{ij} &= \frac{n-3}{n-1} A_{ij} - \frac{n-3}{(n-1)(n-2)} \sum_{l \notin \{i,j\}} A_{il} - \frac{n-3}{(n-1)(n-2)} \sum_{k \notin \{i,j\}} A_{kj} \\ &\quad + \frac{1}{(n-1)(n-2)} \sum_{k, l \notin \{i,j\}, k \neq l} A_{kl} \\ &= \frac{n-3}{n-1} \bar{A}_{ij} - \frac{n-3}{(n-1)(n-2)} \sum_{l \notin \{i,j\}} \bar{A}_{il} - \frac{n-3}{(n-1)(n-2)} \sum_{k \notin \{i,j\}} \bar{A}_{kj} \\ &\quad + \frac{2}{(n-1)(n-2)} \sum_{k, l \notin \{i,j\}, k < l} \bar{A}_{kl} \\ &:= I_{n,1} - I_{n,2} - I_{n,3} + I_{n,4} \end{aligned}$$

where $\bar{A}_{ij} = A_{ij} - \mathbb{E}[A_{il}|X_i] - \mathbb{E}[A_{kj}|X_j] + \mathbb{E}[A_{kl}]$ is the double centered version of A_{ij} . Recall that $\bar{A}_{ij}^{(k)} = -U_k(x_{ik}, x_{jk})$. A useful property is that the four terms $I_{n,k}$, $1 \leq k \leq 4$ are uncorrelated with each other.

REMARK 1.2. This expression provides an alternative way of justifying the unbiasedness of the \mathcal{U} -centered estimator. For example, $\mathbb{E}[\tilde{A}_{ij}^2]$ is simply equal to the sum of the variances of the above four terms (since they are uncorrelated by construction), which is equal to

$$\left\{ \frac{(n-3)^2}{(n-1)^2} + \frac{2(n-3)^2}{(n-1)^2(n-2)} + \frac{2(n-3)}{(n-1)^2(n-2)} \right\} \mathbb{E}[\bar{A}_{ij}^2] = \frac{n-3}{n-1} \mathbb{E}[\bar{A}_{ij}^2].$$

Hence $\sum_{i \neq j} \tilde{A}_{ij}^2 / \{n(n-3)\}$ is an unbiased estimator for $\mathbb{E}[\tilde{A}_{ij}^2]$.

Step 4: In this step, we prove that

$$\frac{\sum_{j \geq j'} \left(\sum_{i=1}^{j'-1} d_{ij} d_{ij'} \right)^2}{\left(\sum_{k < l} d_{kl}^2 \right)^2} \rightarrow^p 0. \quad (23)$$

The above condition can be viewed as the sample version of Condition (8) in the paper. In Step 6 below, we show that $\hat{\mathcal{S}}^2$ is ratio-consistent under the null, i.e.,

$$\frac{\hat{\mathcal{S}}^2}{\mathcal{S}^2} \rightarrow^p 1.$$

To simplify the calculation, we shall assume (17). However, we emphasize that it is not essential and can be relaxed. Using the expression in Step 3, we can show $\mathbb{E}[\tilde{B}_{ij}^4 | X_i, X_j] \leq C_1^4$ for some constant $C_1 > 0$. Using this fact, (17) and again the expression in Step 3 (see more details in Step 5 below), we get

$$\begin{aligned} \mathbb{E}[d_{ij}^4] &= \sum_{j_1, j_2, j_3, j_4=1}^p \mathbb{E}[\tilde{A}_{ij}^{(j_1)} \tilde{A}_{ij}^{(j_2)} \tilde{A}_{ij}^{(j_3)} \tilde{A}_{ij}^{(j_4)} \tilde{B}_{ij}^4] \\ &\leq C_1^4 \sum_{j_1, j_2, j_3, j_4=1}^p \mathbb{E}[\tilde{A}_{ij}^{(j_1)} \tilde{A}_{ij}^{(j_2)} \tilde{A}_{ij}^{(j_3)} \tilde{A}_{ij}^{(j_4)}] = C_1^4 \mathbb{E}[\tilde{U}(X, X')^4]. \end{aligned}$$

Similarly, for $i < j' < j$, we have

$$\begin{aligned} \mathbb{E}[d_{ij}^2 d_{i'j'}^2] &\leq C_1^4 \sum_{j_1, j_2, j_3, j_4=1}^p \mathbb{E}[\tilde{A}_{ij}^{(j_1)} \tilde{A}_{ij}^{(j_2)} \tilde{A}_{i'j'}^{(j_3)} \tilde{A}_{i'j'}^{(j_4)}] \\ &= C_2' \mathbb{E}[\tilde{U}(X, X')^2 \tilde{U}(X, X'')^2] + C_2'' n^{-1} \mathbb{E}[\tilde{U}(X, X')^4], \end{aligned}$$

and for $i \neq i' < j' < j$,

$$\begin{aligned} \mathbb{E}[d_{ij} d_{i'j'} d_{i'j} d_{ij'}] &\leq C_1^4 \sum_{j_1, j_2, j_3, j_4=1}^p \mathbb{E}[\tilde{A}_{ij}^{(j_1)} \tilde{A}_{i'j'}^{(j_2)} \tilde{A}_{i'j}^{(j_3)} \tilde{A}_{ij'}^{(j_4)}] \\ &= C_3' \mathbb{E}[\tilde{U}(X, X') \tilde{U}(X', X'') \tilde{U}(X'', X''') \tilde{U}(X''', X)] + C_3'' n^{-1} \mathbb{E}[\tilde{U}(X, X')^4]. \end{aligned}$$

Therefore, by (18)-(19), we have,

$$\begin{aligned} &\frac{\mathbb{E} \sum_{j > j'} \left(\sum_{i=1}^{j'-1} d_{ij} d_{ij'} \right)^2}{n^4 \mathcal{S}^4} \\ &\leq C_1 \left(\frac{\mathbb{E}[\tilde{U}(X, X') \tilde{U}(X', X'') \tilde{U}(X'', X''') \tilde{U}(X''', X)]}{\mathcal{S}^4} + \frac{\mathbb{E}[\tilde{U}(X, X')^4]}{n \mathcal{S}^4} \right) \rightarrow 0, \end{aligned}$$

which implies (23) by the Markov inequality.

Step 5: We provide some details on the calculation in Step 4 above. The key idea is to use

the alternative expression given in Step 3. Let

$$c_n = \frac{(n-3)^4}{(n-1)^4} + \frac{2(n-3)^4}{(n-1)^4(n-2)^3} + \frac{2(n-3)}{(n-1)^4(n-2)^3},$$

such that $c_n \rightarrow 1$. We begin by considering

$$\begin{aligned} \mathbb{E}[d_{ij}^4] &\leq C_1^4 \sum_{j_1, j_2, j_3, j_4=1}^p \mathbb{E}[\tilde{A}_{ij}^{(j_1)} \tilde{A}_{ij}^{(j_2)} \tilde{A}_{ij}^{(j_3)} \tilde{A}_{ij}^{(j_4)}] \\ &= c_n C_1^4 \sum_{j_1, j_2, j_3, j_4=1}^p \mathbb{E}[\bar{A}_{ij}^{(j_1)} \bar{A}_{ij}^{(j_2)} \bar{A}_{ij}^{(j_3)} \bar{A}_{ij}^{(j_4)}] + \mathcal{R}_n \\ &= c_n C_1^4 \mathbb{E}[\tilde{U}(X, X')^4] + \mathcal{R}_n, \end{aligned}$$

where $\mathcal{R}_n = O(n^{-1} \mathbb{E}[\tilde{U}(X, X')^4])$ is the smaller order term. Some typical terms in \mathcal{R}_n include

$$\begin{aligned} O(n^{-4}) \sum_{j_1, j_2, j_3, j_4=1}^p \mathbb{E}[\bar{A}_{ij}^{(j_1)} \bar{A}_{jl}^{(j_2)} \bar{A}_{lm}^{(j_3)} \bar{A}_{mi}^{(j_4)}] &= O\left(n^{-4} \mathbb{E}[\tilde{U}(X, X')^4]\right), \\ O(n^{-4}) \sum_{j_1, j_2, j_3, j_4=1}^p \mathbb{E}[\bar{A}_{ij}^{(j_1)} \bar{A}_{ij}^{(j_2)} \bar{A}_{kl}^{(j_3)} \bar{A}_{kl}^{(j_4)}] &= O\left(n^{-4} \mathbb{E}[\tilde{U}(X, X')^4]\right), \quad \{i, j\} \cap \{k, l\} = \emptyset, \\ O(n^{-2}) \sum_{j_1, j_2, j_3, j_4=1}^p \mathbb{E}[\bar{A}_{ij}^{(j_1)} \bar{A}_{ij}^{(j_2)} \bar{A}_{im}^{(j_3)} \bar{A}_{im}^{(j_4)}] &= O\left(n^{-2} \mathbb{E}[\tilde{U}(X, X')^4]\right), \quad m \in \{i, j\}, \end{aligned}$$

where we have used the Hölder's inequality. The calculation for $\mathbb{E}[d_{ij}^2 d_{i'j'}^2]$ and $\mathbb{E}[d_{ij} d_{i'j'} d_{i''j''} d_{i'''j'''}]$ is similar and hence is skipped.

Step 6: To finish the proof, we show the ratio consistency $\frac{\hat{\mathcal{S}}^2}{\mathcal{S}^2} \xrightarrow{p} 1$. By the Markov inequality, we only need to show that

$$\frac{\text{var}(\sum_{k < l} d_{kl}^2)}{n^4 \mathcal{S}^4} + \frac{|\mathbb{E}[d_{kl}^2] - \mathcal{S}^2|^2}{\mathcal{S}^4} \rightarrow 0.$$

Using the expression in Step 3, we have,

$$\mathbb{E}[d_{kl}^2] = \sum_{j, j'=1}^p \mathbb{E}[\tilde{A}_{kl}^{(j)} \tilde{A}_{kl}^{(j')} \tilde{B}_{kl}^2] = (1 + O(n^{-1})) \mathcal{S}^2 + C_1 n^{-1} \mathbb{E}[\tilde{U}(X, X')^4]^{1/2},$$

which implies $\frac{|\mathbb{E}[d_{kl}^2] - \mathcal{S}^2|^2}{\mathcal{S}^4} \rightarrow 0$. On the other hand, we note that

$$\begin{aligned}
& \frac{\text{var}(\sum_{k < l} d_{kl}^2)}{n^4 \mathcal{S}^4} \\
&= \frac{\sum_{k < l} \sum_{k' < l'} \text{cov}(d_{kl}^2, d_{k'l'}^2)}{n^4 \mathcal{S}^4} \\
&= \frac{2 \sum_{k < l < l'} \text{cov}(d_{kl}^2, d_{l'l}^2) + \sum_{k < l} \text{var}(d_{kl}^2)}{n^4 \mathcal{S}^4} + \frac{\sum_{k < l, k' < l', \{k, l\} \cap \{k', l'\} = \emptyset} \text{cov}(d_{kl}^2, d_{k'l'}^2)}{n^4 \mathcal{S}^4} \\
&\leq \frac{2 \sum_{k < l < l'} \mathbb{E}[d_{kl}^2 d_{l'l}^2] + \sum_{k < l} \mathbb{E}[d_{kl}^4]}{n^4 \mathcal{S}^4} + \frac{\sum_{k < l, k' < l', \{k, l\} \cap \{k', l'\} = \emptyset} \text{cov}(d_{kl}^2, d_{k'l'}^2)}{n^4 \mathcal{S}^4}. \tag{24}
\end{aligned}$$

Following similar arguments in Step 4, we can show that the first term in (24) converges to zero. To deal with the second term in (24), we again use the expression in Step 3. Using the fact that $\text{cov}(\bar{A}_{kl}^{(j_1)} \bar{A}_{kl}^{(j_2)} \bar{B}_{kl}^2, \bar{A}_{k'l'}^{(j_3)} \bar{A}_{k'l'}^{(j_4)} \bar{B}_{k'l'}^2) = 0$ for any $1 \leq j_1, j_2, j_3, j_4 \leq p$ and $\{k, l\} \cap \{k', l'\} = \emptyset$, and the Hölder's inequality, we know $\sum_{k < l, k' < l', \{k, l\} \cap \{k', l'\} = \emptyset} \text{cov}(d_{kl}^2, d_{k'l'}^2)$ is bounded by $C_1 n^3 \mathbb{E}[\tilde{U}(X, X')^4]$ for some sufficiently large constant C_1 . Therefore by (19), we have

$$\frac{\sum_{k < l, k' < l', \{k, l\} \cap \{k', l'\} = \emptyset} \text{cov}(d_{kl}^2, d_{k'l'}^2)}{n^4 \mathcal{S}^4} \leq \frac{C_2 \mathbb{E}[\tilde{U}(X, X')^4]}{n(\sum_{j, j'=1}^p \text{dcov}(x_j, x_{j'})^2)^2} \rightarrow 0.$$

This completes the proof.

1.7 Characterization of local alternative models

We provide some discussions on the local alternative models. Let $\iota = \sqrt{-1}$ and $w(t) = 1/(\pi t^2)$. Define $G_j(u_j, y; t) = (f_{x_j}(t) - e^{tu_j})(\mu - y)$ for $u_j, y, t \in \mathbb{R}$. By Lemma 1 of Székely et al. (2007), it can be shown that

$$H(z, z') = \int_{\mathbb{R}} \sum_{j=1}^p G_j(u_j, y; t) \overline{G_j(u'_j, y'; t)} w(t) dt, \tag{25}$$

where $z = (u_1, \dots, u_p, y)^T$ and $z' = (u'_1, \dots, u'_p, y')^T$. Recall that $\tilde{\mathcal{L}}(x, y) = \mathbb{E}[\tilde{U}(x, \mathcal{X})V(y, \mathcal{Y})]$. To have a better understanding of our local alternative model, we shall show that the two conditions

$$\text{var}(\tilde{\mathcal{L}}(X, Y)) = o(n^{-1} \mathcal{S}^2), \tag{26}$$

$$\text{var}(\tilde{\mathcal{L}}(X, Y')) = o(\mathcal{S}^2), \tag{27}$$

have a similar interpretation as equation (4.2) in Zhong and Chen (2011). Using representation (25), we have

$$\tilde{\mathcal{L}}(x, y) = \int_{\mathbb{R}} \sum_{j=1}^p G_j(x_j, y; t) \overline{\mathbb{E}[G_j(x'_j, Y'; t)]} w(t) dt.$$

Thus (26) can be re-expressed as

$$\begin{aligned} \text{var}(\tilde{\mathcal{L}}(X, Y)) &= \int_{\mathbb{R}} \int_{\mathbb{R}} \sum_{j,k=1}^p \mathbb{E}\{(G_j(x_j, Y; t_1) - \mathbb{E}G_j(x_j, Y; t_1))\overline{(G_k(x_k, Y; t_2) - \mathbb{E}G_k(x_k, Y; t_2))}\} \\ &\quad \mathbb{E}[G_k(x'_k, Y'; t_2)]\overline{\mathbb{E}[G_j(x'_j, Y'; t_1)]}w(t_1)w(t_2)dt_1dt_2 = O(n^{-1}\mathcal{S}^2), \end{aligned}$$

and (27) can be written as

$$\begin{aligned} \text{var}(\tilde{\mathcal{L}}(X, Y')) &= \int_{\mathbb{R}} \int_{\mathbb{R}} \sum_{j,k=1}^p \mathbb{E}\{G_j(x_j, Y'; t_1)\overline{G_k(x_k, Y'; t_2)}\} \\ &\quad \mathbb{E}[G_k(x'_k, Y'; t_2)]\overline{\mathbb{E}[G_j(x'_j, Y'; t_1)]}w(t_1)w(t_2)dt_1dt_2 \\ &= \int_{\mathbb{R}} \int_{\mathbb{R}} \sum_{j,k=1}^p \mathbb{E}\{(f_{x_j}(t_1) - e^{it_1u_j})(f_{x_k}(-t_2) - e^{-it_2u_k})\}\text{var}(Y) \\ &\quad \mathbb{E}[G_k(x'_k, Y'; t_2)]\overline{\mathbb{E}[G_j(x'_j, Y'; t_1)]}w(t_1)w(t_2)dt_1dt_2. \end{aligned}$$

By the definition $H^*(Z, Z') = H(Z, Z') - \tilde{\mathcal{L}}(X, Y) - \tilde{\mathcal{L}}(X', Y') + \mathbb{E}[\tilde{U}(X, X')V(Y, Y')]$ and $\mathcal{S}^2 = O(\text{var}(H^*(Z, Z')))$. Also note that H^* can be re-expressed as

$$H^*(Z, Z') = \int_{\mathbb{R}} \sum_{j=1}^p \{G_j(x_j, Y; t) - \mathbb{E}G_j(x_j, Y; t)\}\overline{\{G_j(x'_j, Y'; t) - \mathbb{E}[G_j(x'_j, Y'; t)]\}}w(t)dt. \quad (28)$$

We can define an operator Φ^* in a similar fashion as Φ by replacing $G_j(x_j, Y; t)$ with its de-meaned version $G_j(x_j, Y; t) - \mathbb{E}[G_j(x_j, Y; t)]$. Denote by Φ_0 with $\mathbb{E}[G_j(x_j, Y; t)\overline{G_i(x_i, Y; t')}]$ being replaced by $\text{var}(Y)(f_{x_j, x_i}(t, -t') - f_{x_j}(t)f_{x_i}(-t'))$ in Φ . Note that $\Phi = \Phi_0$ when X and Y are independent. Let $h(t) = (h_1(t), \dots, h_p(t))$ with $h_k(t) = E[G_k(x_k, Y; t)]$. For $g(t) = (g_1(t), \dots, g_p(t))$ and $\tilde{g}(t) = (\tilde{g}_1(t), \dots, \tilde{g}_p(t))$, define the inner product,

$$\langle g, \tilde{g} \rangle_w = \sum_{j=1}^p \int_{\mathbb{R}} w(t)g_j(t)\overline{\tilde{g}_j(t)}dt.$$

Thus Conditions (26)-(27) become

$$\langle \Phi^*(h), h \rangle_w = O(n^{-1}\text{Tr}((\Phi^*)^2)), \quad (29)$$

$$\langle \Phi_0(h), h \rangle_w = O(\text{Tr}((\Phi^*)^2)). \quad (30)$$

Notice that $h(t) = \mathbf{0}_{p \times 1}$ for all t under the null. Conditions (29)-(30) quantify the distance between the alternatives and the null hypothesis. The characterization of the local alternative model is somewhat abstract but this is sensible because MDD targets at very broad alternatives, i.e., arbitrary type of conditional mean dependence.

1.8 Asymptotic analysis for conditional quantile dependence testing

In this subsection, we prove Proposition 3.1. We first state the following lemma whose proof is given in Shao and Zhang (2014).

LEMMA 1.2. *Suppose the distribution function of Y satisfies Assumption 3.1, then there exist $\epsilon_0 > 0$ and $c > 0$ such that for $\epsilon \in (0, \epsilon_0)$,*

$$P\left(\frac{1}{n} \sum_{k=1}^n |\hat{W}_k - W_k| > \epsilon\right) \leq 3 \exp(-2nc\epsilon^2).$$

Let $B_{Q,kl} = |W_k - W_l|^2/2$ and $B_{Q,kl}^*$ be its \mathcal{U} -centered version. Note that

$$MDD_n(\hat{W}|x_j)^2 - MDD_n(W|x_j)^2 = \frac{1}{n(n-3)} \sum_{k \neq l} \tilde{A}_{kl}(j) (\hat{B}_{Q,kl}^* - B_{Q,kl}^*).$$

Thus we need to show that

$$\frac{1}{S_Q} \sum_{k \neq l} (\hat{B}_{Q,kl}^* - B_{Q,kl}^*) \sum_{j=1}^p \tilde{A}_{kl}(j) = o_p(n).$$

Direct calculation yields that

$$\begin{aligned} \hat{B}_{Q,kl}^* &= \frac{-1}{n-2} (\hat{W}_k^2 + \hat{W}_l^2) - \hat{W}_k \hat{W}_l + \frac{1}{(n-1)(n-2)} \sum_{j=1}^n \hat{W}_j^2 \\ &\quad + \frac{1}{n-2} (\hat{W}_k + \hat{W}_l) \sum_{j=1}^n \hat{W}_j - \frac{1}{(n-1)(n-2)} \left(\sum_{j=1}^n \hat{W}_j \right)^2, \end{aligned}$$

and a similar decomposition for $B_{Q,kl}^*$. Hence we have

$$\begin{aligned} &\frac{1}{S_Q} \sum_{k \neq l} (\hat{B}_{Q,kl}^* - B_{Q,kl}^*) \sum_{j=1}^p \tilde{A}_{kl}(j) \\ &= \frac{-2}{S_Q(n-2)} \sum_{k \neq l} (\hat{W}_k^2 - W_k^2) \sum_{j=1}^p \tilde{A}_{kl}(j) + \frac{1}{S_Q(n-1)(n-2)} \sum_{i=1}^n (\hat{W}_i^2 - W_i^2) \sum_{k \neq l} \sum_{j=1}^p \tilde{A}_{kl}(j) \\ &\quad - \frac{1}{S_Q} \sum_{k \neq l} (\hat{W}_k \hat{W}_l - W_k W_l) \sum_{j=1}^p \tilde{A}_{kl}(j) + \frac{2}{(n-2)S_Q} \sum_{k \neq l} \left(\hat{W}_k \sum_{i=1}^n \hat{W}_i - W_k \sum_{i=1}^n W_i \right) \sum_{j=1}^p \tilde{A}_{kl}(j) \\ &\quad - \frac{1}{(n-1)(n-2)S_Q} \left\{ \left(\sum_{i=1}^n \hat{W}_i \right)^2 - \left(\sum_{i=1}^n W_i \right)^2 \right\} \sum_{k \neq l} \sum_{j=1}^p \tilde{A}_{kl}(j) \\ &= J_{1,n} + J_{2,n} + J_{3,n} + J_{4,n} + J_{5,n}, \end{aligned}$$

where $J_{i,n}$ with $1 \leq i \leq 5$ are defined implicitly. Notice that

$$\begin{aligned} |J_{1,n}|^2 &\leq \frac{4}{\mathcal{S}_Q^2(n-2)^2} \sum_{k \neq l} (\hat{W}_k^2 - W_k^2)^2 \sum_{k \neq l} \left(\sum_{j=1}^p \tilde{A}_{kl}(j) \right)^2 \\ &\leq \frac{C(n-1)}{\mathcal{S}_Q^2(n-2)^2} \sum_{k=1}^n |\hat{W}_k - W_k| \sum_{k \neq l} \left(\sum_{j=1}^p \tilde{A}_{kl}(j) \right)^2, \end{aligned}$$

and

$$\begin{aligned} |J_{2,n}| &\leq \frac{C'}{\mathcal{S}_Q(n-1)(n-2)} \sum_{i=1}^n |\hat{W}_i - W_i| \left| \sum_{k \neq l} \sum_{j=1}^p \tilde{A}_{kl}(j) \right| \\ &\leq \frac{C'n}{\mathcal{S}_Q(n-1)(n-2)} \sum_{i=1}^n |\hat{W}_i - W_i| \left\{ \sum_{k \neq l} \left(\sum_{j=1}^p \tilde{A}_{kl}(j) \right)^2 \right\}^{1/2}, \end{aligned}$$

for some constants $C, C' > 0$. By Lemma 1.2, we need to show that

$$\frac{1}{n^2 \mathcal{S}_Q^2} \mathbb{E} \sum_{k \neq l} \left(\sum_{j=1}^p \tilde{A}_{kl}(j) \right)^2 = O(1).$$

By Székely and Rizzoz (2014) and (11) in the paper, we have

$$\mathbb{E} \left[\sum_{k \neq l} \left(\sum_{j=1}^p \tilde{A}_{kl}(j) \right)^2 \right] = \sum_{j,j'=1}^p \mathbb{E} \left(\sum_{k \neq l} \tilde{A}_{kl}(j) \tilde{A}_{kl}(j') \right) = n(n-3) \sum_{j,j'=1}^p \text{dcov}(x_j, x_{j'})^2 = O(n^2 \mathcal{S}_Q^2).$$

Then we have $J_{1,n} = o_p(n)$ and $J_{2,n} = o_p(n)$. Recall that $Q_\tau = Q_\tau(Y)$ is the τ th quantile of Y .

For $J_{3,n}$, we note that

$$\begin{aligned} J_{3,n} &= -\frac{1}{\mathcal{S}_Q} \sum_{k \neq l} (\hat{W}_k \hat{W}_l - W_k W_l) \sum_{j=1}^p \tilde{A}_{kl}(j) \\ &= -\frac{1}{\mathcal{S}_Q} \sum_{k \neq l} (\hat{W}_k - W_k) \hat{W}_l \sum_{j=1}^p \tilde{A}_{kl}(j) - \frac{1}{\mathcal{S}_Q} \sum_{k \neq l} (\hat{W}_l - W_l) W_k \sum_{j=1}^p \tilde{A}_{kl}(j) \\ &= -\frac{1}{\mathcal{S}_Q} \sum_{k \neq l} \mathbf{1}\{Q_\tau < Y_k \leq \hat{Q}_\tau\} \hat{W}_l \sum_{j=1}^p \tilde{A}_{kl}(j) + \frac{1}{\mathcal{S}_Q} \sum_{k \neq l} \mathbf{1}\{\hat{Q}_\tau < Y_k \leq Q_\tau\} \hat{W}_l \sum_{j=1}^p \tilde{A}_{kl}(j) \\ &\quad - \frac{1}{\mathcal{S}_Q} \sum_{k \neq l} \mathbf{1}\{Q_\tau < Y_l \leq \hat{Q}_\tau\} W_k \sum_{j=1}^p \tilde{A}_{kl}(j) + \frac{1}{\mathcal{S}_Q} \sum_{k \neq l} \mathbf{1}\{\hat{Q}_\tau < Y_l \leq Q_\tau\} W_k \sum_{j=1}^p \tilde{A}_{kl}(j) \\ &= I_{1,n} + I_{2,n} + I_{3,n} + I_{4,n}. \end{aligned}$$

Let $\mathcal{A}_\delta = \{\hat{Q}_\tau - Q_\tau > \delta\} \cup \{\hat{Q}_\tau - Q_\tau \leq -\delta\}$. For any $\epsilon > 0$, choose $0 < \delta < \delta_0$ such that

$P(\mathcal{A}_\delta) \leq \epsilon/2$ for large enough n . We claim that for small enough δ , and $C_i = Q_\tau$ or \hat{Q}_τ ,

$$\begin{aligned} & \mathbb{E}[\mathbf{1}\{Y_{j_1} \leq C_1, Y_{j_2} \leq C_2, \dots, Y_{j_k} \leq C_k, -\delta < \hat{Q}_\tau - Q_\tau \leq \delta\} | X_1, \dots, X_n] \\ &= \mathbb{E}[\mathbf{1}\{Y_{j_1} \leq C_1, Y_{j_2} \leq C_2, \dots, Y_{j_k} \leq C_k, -\delta < \hat{Q}_\tau - Q_\tau \leq \delta\}], \end{aligned} \quad (31)$$

where $k = 2, 3, 4$. The proof of (31) is given at the end. By (31), we have for any $\epsilon > 0$,

$$\begin{aligned} & P(|I_{1,n}/n| > \epsilon) \\ & \leq P(|I_{1,n}/n| > \epsilon, \mathcal{A}_\delta^c) + P(\mathcal{A}_\delta) \leq P(|I_{1,n}/n| > \epsilon, \mathcal{A}_\delta^c) + \epsilon/2 \\ & \leq P\left(\left|\frac{1}{n\mathcal{S}_Q} \sum_{k \neq l} \mathbf{1}\{Q_\tau < Y_k \leq \hat{Q}_\tau, \mathcal{A}_\delta^c\} \hat{W}_l \sum_{j=1}^p \tilde{A}_{kl}(j)\right| > \epsilon\right) + \epsilon/2 \\ & \leq \frac{1}{\epsilon^2 n^2 \mathcal{S}_Q^2} \mathbb{E} \left| \sum_{k \neq l} \mathbf{1}\{Q_\tau < Y_k \leq \hat{Q}_\tau, \mathcal{A}_\delta^c\} \hat{W}_l \sum_{j=1}^p \tilde{A}_{kl}(j) \right|^2 + \epsilon/2 \\ & \leq \frac{1}{\epsilon^2 n^2 \mathcal{S}_Q^2} \sum_{\{k,l\} \neq \{k',l'\}, k \neq l, k' \neq l'} \mathbb{E}[\mathbf{1}\{Q_\tau < Y_k \leq \hat{Q}_\tau, Q_\tau < Y_{k'} \leq \hat{Q}_\tau, \mathcal{A}_\delta^c\}] \\ & \quad \times \hat{W}_l \hat{W}_{l'} \sum_{j,j'=1}^p \mathbb{E}[\tilde{A}_{kl}(j) \tilde{A}_{k'l'}(j')] + \frac{C\delta}{\epsilon^2 n^2 \mathcal{S}_Q^2} \mathbb{E} \sum_{k \neq l} \left(\sum_{j=1}^p \tilde{A}_{kl}(j) \right)^2 + \epsilon/2, \\ & \leq \frac{C\delta}{\epsilon^2 n^2 \mathcal{S}_Q^2} \sum_{\{k,l\} \neq \{k',l'\}, k \neq l, k' \neq l'} \left| \sum_{j,j'=1}^p \mathbb{E} \tilde{A}_{kl}(j) \tilde{A}_{k'l'}(j') \right| + \frac{C\delta}{\epsilon^2 n^2 \mathcal{S}_Q^2} \mathbb{E} \sum_{k \neq l} \left(\sum_{j=1}^p \tilde{A}_{kl}(j) \right)^2 + \epsilon/2, \end{aligned}$$

for some $C > 0$, where we have used the fact that

$$\begin{aligned} & \mathbb{E}[\mathbf{1}\{Q_\tau < Y_k \leq \hat{Q}_\tau, Q_\tau < Y_{k'} \leq \hat{Q}_\tau, \mathcal{A}_\delta^c\} \hat{W}_l \hat{W}_{l'}] \\ & \leq C \mathbb{E}[\mathbf{1}\{Q_\tau < Y_k \leq Q_\tau + \delta\}] \leq C G_2(\delta_0) \delta. \end{aligned}$$

Define the following quantities

$$d_1(j) = \mathbb{E}[|x_j - x'_j|], \quad d_2(j, j') = \mathbb{E}[|x_j - x'_j| |x_{j'} - x'_{j'}|], \quad d_3(j, j') = \mathbb{E}[|x_j - x'_j| |x_{j'} - x'_{j'}|].$$

We have for $\{k, l\} \cap \{k', l'\} = \emptyset$ and any $1 \leq j, j' \leq p$,

$$\begin{aligned} & \mathbb{E}[\tilde{A}_{kl}(j) \tilde{A}_{k'l'}(j')] \\ & = d_1(j) d_1(j') - \frac{4}{n-2} \{2d_2(j, j') + (n-3)d_1(j) d_1(j')\} \\ & \quad - \frac{n}{(n-1)(n-2)^2} \{(n-2)(n-3)d_1(j) d_1(j') + 2d_3(j, j') + 4(n-2)d_2(j, j')\} \\ & \quad + \frac{4}{(n-2)^2} \{(n-2)(n-3)d_1(j) d_1(j') + 3(n-2)d_2(j, j') + d_3(j, j')\} \\ & = \frac{2}{(n-1)(n-2)} (d_1(j) d_1(j') - 2d_2(j, j') + d_3(j, j')) = \frac{2}{(n-1)(n-2)} \text{dcov}(x_j, x_{j'})^2. \end{aligned}$$

Notice that in the summation over $\{k, l\} \neq \{k', l'\}, k \neq l, k' \neq l'$, we have $O(n^4)$ such terms. Using similar calculation, we have for $l \neq l', l \neq k$ and $l' \neq k$,

$$\begin{aligned}
& \mathbb{E}[\tilde{A}_{kl}(j)\tilde{A}_{k'l'}(j')] \\
&= d_2(j, j') - \frac{n-3}{(n-2)^2} \{(n-2)d_2(j, j') + d_3(j, j')\} - \frac{1}{n-2} \{2d_2(j, j') + (n-3)d_1(j)d_1(j')\} \\
&+ \frac{3}{(n-2)^2} \{(n-2)(n-3)d_1(j)d_1(j') + 3(n-2)d_2(j, j') + d_3(j, j')\} \\
&- \frac{n}{(n-1)(n-2)^2} \{(n-2)(n-3)d_1(j)d_1(j') + 2d_3(j, j') + 4(n-2)d_2(j, j')\} \\
&- \frac{1}{n-2} \{(n-3)d_1(j)d_1(j') + 2d_2(j, j')\} \\
&= -\frac{(n-3)}{(n-1)(n-2)}(d_1(j)d_1(j') - 2d_2(j, j') + d_3(j, j')) = -\frac{(n-3)}{(n-1)(n-2)}dcov(x_j, x_{j'})^2.
\end{aligned}$$

And we have $O(n^3)$ such terms in the summation over $\{k, l\} \neq \{k', l'\}, k \neq l, k' \neq l'$. Thus we deduce that

$$\sum_{\{k, l\} \neq \{k', l'\}, k \neq l, k' \neq l'} \sum_{j, j'=1}^p \left| \mathbb{E}[\tilde{A}_{kl}(j)\tilde{A}_{k'l'}(j')] \right| \leq Cn^2 \sum_{j, j'=1}^p dcov(x_j, x_{j'})^2.$$

By (11) in the paper, W is independent of X and thus

$$\frac{\sum_{j, j'=1}^p dcov(x_j, x_{j'})^2}{S_Q^2} = \tau^{-2}(1-\tau)^{-2}.$$

Hence we can choose a small enough δ such that

$$P(|I_{1,n}/n| > \varepsilon) \leq \epsilon,$$

which suggests that $I_{1,n} = o_p(n)$. Similarly we have $I_{j,n} = o_p(n)$ for $2 \leq j \leq 4$, which implies that $J_{3,n} = o_p(n)$. Using similar arguments, we can show that $J_{4,n} = o_p(n)$. Finally note that by Lemma 1.2,

$$J_{5,n}/n \leq o_p(1) \frac{1}{nS_Q} \left| \sum_{k \neq l} \sum_{j=1}^p \tilde{A}_{kl}(j) \right|.$$

Because

$$\mathbb{E} \frac{1}{n^2 S_Q^2} \left| \sum_{k \neq l} \sum_{j=1}^p \tilde{A}_{kl}(j) \right|^2 = O(1),$$

we get $J_{5,n} = o_p(n)$.

Finally we prove (31). Note that $\hat{Q}_\tau = \inf\{y : F_n(y) \geq \tau\}$, where F_n is the empirical

distribution function based on $\{Y_i\}_{i=1}^n$. Thus $-\delta < \hat{Q}_\tau - Q_\tau \leq \delta$ is equivalent to

$$F_n(Q_\tau + \delta) = \frac{1}{n} \sum_{i=1}^n \mathbf{1}\{Y_i \leq Q_\tau + \delta\} \geq \tau,$$

$$F_n(Q_\tau - \delta) = \frac{1}{n} \sum_{i=1}^n \mathbf{1}\{Y_i \leq Q_\tau - \delta\} < \tau.$$

We see that the event $\mathbf{1}\{Y_{j_1} \leq C_1, Y_{j_2} \leq C_2, \dots, Y_{j_k} \leq C_k, -\delta < \hat{Q}_\tau - Q_\tau \leq \delta\}$ only depends on $\mathbf{1}\{Y_{j_i} \leq C_i\}$ for $1 \leq i \leq k$, and $\mathbf{1}\{Y_i \leq Q_\tau \pm \delta\}$. Moreover, given that $-\delta < \hat{Q}_\tau - Q_\tau \leq \delta$, the value of \hat{Q}_τ is determined by $\mathbf{1}\{Y_i \leq Q_\tau + a\}$ for $-\delta \leq a \leq \delta$ and $1 \leq i \leq n$. Hence the event $\mathbf{1}\{Y_{j_1} \leq C_1, Y_{j_2} \leq C_2, \dots, Y_{j_k} \leq C_k, -\delta < \hat{Q}_\tau - Q_\tau \leq \delta\}$ is determined by $\mathbf{1}\{Y_i \leq Q_\tau + a\}$ for $-\delta \leq a \leq \delta$ and $1 \leq i \leq n$. Therefore, (31) holds under Assumption 3.2. The proof for Proposition 3.1 is thus completed.

2 Extension to factorial designs

As motivated by the study in Zhong and Chen (2011), we propose an extension of our MDD-based test to the situation where the observation (X_i, Y_i) is not a simple random sample but has a factorial design structure, as often the case in microarray study. Following Zhong and Chen (2011), we shall focus on the two way factorial designs with two factors A and B , where A has I levels and B has J levels. In the latter paper, they assumed the observations (X_{ijk}, Y_{ijk}) in the i th level of A and j th level of B satisfy a linear model:

$$\mathbb{E}(Y_{ijk}|X_{ijk}) = \mu_{ij} + X_{ijk}^T \beta, \quad i = 1, \dots, I; \quad j = 1, \dots, J,$$

for $k = 1, 2, \dots, n_{ij}$, where $X_{ijk} = (x_{ijk,1}, \dots, x_{ijk,p})^T$, n_{ij} denotes the number of observations in cell (i, j) , p is the dimension of the covariates, and μ_{ij} denotes the fixed or random effect corresponding to the cell (i, j) . In Zhong and Chen (2011), they tested the hypothesis $\tilde{H}_0 : \beta = \beta_0$ versus $\tilde{H}_a : \beta \neq \beta_0$. In particular, when $\beta_0 = 0$, the null corresponds to the conditional mean independence of Y given X in each of the cell (i, j) for the factorial design regardless of the nuisance parameters μ_{ij} . In this section, we generalize the test in Section 2.2 of the main paper to the factorial design case.

We introduce some notation first. Let $(X_{ij}, Y_{ij}) \stackrel{D}{=} (X_{ijk}, Y_{ijk})$ for $k = 1, 2, \dots, n_{ij}$, where $X_{ij} = (x_{ij,1}, \dots, x_{ij,p})^T$. One way to formulate the test is to consider the following hypothesis

$$H_0'' : \mathbb{E}[Y_{ij}|x_{ij,h}] = \mathbb{E}[Y_{ij}] \quad \text{almost surely,}$$

for all $1 \leq h \leq p$, $1 \leq i \leq I$, and $1 \leq j \leq J$ versus the alternative that

$$H_a'' : P(\mathbb{E}[Y_{ij}|x_{ij,h}] \neq \mathbb{E}[Y_{ij}]) > 0$$

for some $1 \leq h \leq p$, $1 \leq i \leq I$, and $1 \leq j \leq J$.

Throughout the discussions, we assume independence across different cells, i.e.,

$$(Y_{ij}, X_{ij}) \text{ is independent of } (Y_{i'j'}, X_{i'j'}), \quad (32)$$

for $(i, j) \neq (i', j')$. Let $MDD_{n_{ij}}(Y_{ij}|x_{ij,h})^2$ be the unbiased estimator for $MDD(Y_{ij}|x_{ij,h})^2$ based on the sample $(Y_{ijk}, X_{ijk})_{k=1}^{n_{ij}}$. By the Hoeffding decomposition, we have that under the H_0'' ,

$$\begin{aligned} & MDD_{n_{ij}}(Y_{ij}|x_{ij,h})^2 \\ &= \frac{1}{\binom{n_{ij}}{2}} \sum_{1 \leq k < l \leq n_{ij}} U_{ij,h}(x_{ijk,h}, x_{ijl,h}) V_{ij}(Y_{ijk}, Y_{ijl}) + R_{ij,h,n_{ij}} \end{aligned}$$

where $R_{ij,h,n_{ij}}$ is an asymptotically negligible remainder term. Define

$$S_{ij}^2 = \sum_{h,h'=1}^p \sigma_{h,h'}^{ij}, \quad \sigma_{h,h'}^{ij} = E[U_{ij,h}(x_{ij,h}, x'_{ij,h}) U_{ij,h'}(x_{ij,h'}, x'_{ij,h'}) V_{ij}^2(Y_{ij}, Y'_{ij})],$$

where (Y'_{ij}, X'_{ij}) is an independent copy of (Y_{ij}, X_{ij}) . A natural estimator for $\sigma_{h,h'}^{ij}$ is given by

$$\hat{\sigma}_{h,h'}^{ij} = \frac{1}{\binom{n_{ij}}{2}} \sum_{1 \leq k < l \leq n_{ij}} \tilde{A}_{kl}^{ij}(h) \tilde{A}_{kl}^{ij}(h') (\tilde{B}_{kl}^{ij})^2$$

with $\tilde{A}_{kl}^{ij}(h)$ and \tilde{B}_{kl}^{ij} being the \mathcal{U} -centered versions of $A_{kl}^{ij}(h) = |x_{ijk,h} - x_{ijl,h}|$ and $B_{kl}^{ij} = |Y_{ijk} - Y_{ijl}|^2/2$ respectively. Denote $\hat{\Sigma}_{ij} = (\hat{\sigma}_{h,h'}^{ij})_{h,h'=1}^p$ and $\hat{S}_{ij}^2 = \mathbf{1}'_p \hat{\Sigma}_{ij} \mathbf{1}_p$. The test statistics we considered for the case of factorial designs are

$$\check{T}_{F,n} = \frac{\sum_{i=1}^I \sum_{j=1}^J \sqrt{\binom{n_{ij}}{2}} \sum_{h=1}^p MDD_{n_{ij}}(Y_{ij}|x_{ij,h})^2}{\sqrt{\sum_{i=1}^I \sum_{j=1}^J S_{ij}^2}},$$

and

$$T_{F,n} = \frac{\sum_{i=1}^I \sum_{j=1}^J \sqrt{\binom{n_{ij}}{2}} \sum_{h=1}^p MDD_{n_{ij}}(Y_{ij}|x_{ij,h})^2}{\sqrt{\sum_{i=1}^I \sum_{j=1}^J \hat{S}_{ij}^2}}.$$

Similarly, we can define $Z'_{ij} = (X'_{ij}, Y'_{ij})$, $Z''_{ij} = (X''_{ij}, Y''_{ij})$ and $Z'''_{ij} = (X'''_{ij}, Y'''_{ij})$ to be independent copies of $Z_{ij} = (X_{ij}, Y_{ij})$. Recall the definitions $\tilde{U}_{ij}(X_{ij}, X'_{ij}) = \sum_{h=1}^p \tilde{U}_{ij,h}(x_{ij,h}, x'_{ij,h})$, $H_{ij}(Z_{ij}, Z'_{ij}) = \tilde{U}_{ij}(X_{ij}, X'_{ij}) V_{ij}(Y_{ij}, Y'_{ij})$ and $G_{ij}(Z_{ij}, Z'_{ij}) = \mathbb{E}[H_{ij}(Z_{ij}, Z''_{ij}) H_{ij}(Z'_{ij}, Z''_{ij}) | (Z_{ij}, Z'_{ij})]$. For each $(i, j) \in \{1, \dots, I\} \times \{1, \dots, J\}$, we impose the

following conditions:

$$\begin{aligned} \frac{\mathbb{E}[G_{ij}(Z_{ij}, Z'_{ij})^2]}{\{\mathbb{E}[H_{ij}(Z_{ij}, Z'_{ij})^2]\}^2} &\rightarrow 0, \\ \frac{\mathbb{E}[H_{ij}(Z_{ij}, Z'_{ij})^4]/n + \mathbb{E}[H_{ij}(Z_{ij}, Z''_{ij})^2 H_{ij}(Z'_{ij}, Z''_{ij})^2]}{n\{\mathbb{E}[H_{ij}(Z_{ij}, Z'_{ij})^2]\}^2} &\rightarrow 0, \end{aligned} \quad (33)$$

and

$$\frac{\mathbb{E}[\tilde{U}_{ij}(X_{ij}, X''_{ij})^2 V_{ij}(Y_{ij}, Y'_{ij})^2]}{\mathcal{S}_{ij}^2} = O(1), \quad (34)$$

$$\frac{\mathbb{E}[\tilde{U}_{ij}(X_{ij}, X'_{ij})^2] \mathbb{E}[V_{ij}(Y_{ij}, Y'_{ij})^2]}{\mathcal{S}_{ij}^2} = O(1). \quad (35)$$

THEOREM 2.1. *Under the assumption (32)-(35), and the null hypothesis H_0'' , we have*

$$\check{T}_{F,n} \rightarrow^d N(0, 1).$$

Theorem 2.1 is readily attained by slightly modifying the proof of Theorem 2.1 of the main paper. We impose conditions on each cell, which generalize those in Theorem 2.1 in the paper to the case of factorial designs.

3 Additional Simulation Results

We conduct additional simulations to assess the finite sample performance of the proposed MDD-based tests.

3.1 Conditional mean independence

EXAMPLE 3.1. We consider the simple linear model:

$$Y_i = X_i^T \beta + \epsilon_i, \quad i = 1, 2, \dots, n,$$

where $X_i = (x_{i1}, x_{i2}, \dots, x_{ip})^T$ is a p -dimensional vector of covariates, $\beta = (\beta_1, \dots, \beta_p)^T$ is the regression coefficient and ϵ_i is the error that is independent of X_i . The covariates are generated from the following model:

$$x_{ij} = (\varsigma_{ij} + \varsigma_{i0})/\sqrt{2}, \quad j = 1, 2, \dots, p, \quad (36)$$

where $(\varsigma_{i0}, \varsigma_{i1}, \dots, \varsigma_{ip})^T \stackrel{i.i.d.}{\sim} N(0, I_{p+1})$. Hence the covariates are strongly correlated with the pairwise correlation equal to 0.5.

Under the null, $\beta = \mathbf{0}_{p \times 1}$; under both the sparse and non-sparse alternative, we fix $|\beta|_p = 0.06$ as in Example 4.1 of the paper. We set $n = 100$, $p = 50, 100, 200$, and also consider three

configurations for the error ϵ : $N(0, 1)$, t_3 , and $\chi_1^2 - 1$. Table 1 presents the empirical sizes and powers of the proposed test and the ZC test for the cases of $p < n$, $p = n$ and $p > n$. The empirical sizes of both tests are reasonably close to the 10% nominal level for three different error distributions. At the 5% significance level, however, we see both tests have slightly inflated rejection probabilities under the null, which is similar to what we observe in Example 4.1. For the empirical powers, our test is highly comparable to ZC test under the simple linear model.

EXAMPLE 3.2. This example specifies another non-linear relationship between Y and X . The model is given by

$$Y_i = \frac{p}{\sqrt{\sum_{j=1}^p \beta_j x_{ij}^2}} + \epsilon_i, \quad i = 1, 2, \dots, n, \quad (37)$$

where the covariates $X_i = (x_{i1}, x_{i2}, \dots, x_{ip})^T$ are generated according to (36). Again we consider three configurations for the error, namely $N(0, 1)$, t_3 , and $\chi^2 - 1$ respectively.

Under the non-sparse alternative, we set $\beta_j = 1$ for $j = 1, 2, \dots, n/2$. For sparse alternative, $\beta_j = 1$ for $j = 1, 2, \dots, 5$. The configurations for p and n are the same as Example 3.1.

Table 2 summarizes the empirical powers for Example 3.2. Similar to Example 4.2 of the paper, ZC test, which is designed for linear model, exhibits very little power under model misspecification. The powers for ZC test are even below the nominal level under sparse alternatives. We notice that our proposed test has gradually decreasing powers as dimension increases under both sparse and non-sparse alternatives, which might be explained by the fact that the covariates enter into the denominator of the model and the signals are weakened by increasing the denominator in (37) as the dimension increases. Overall, the power performance is reasonably good for our proposed model-free test.

3.2 Conditional quantile independence

EXAMPLE 3.3. This example considers a simple linear model with heteroscedasticity:

$$Y_i = X_i^T \beta + (1 + X_i^T \beta)^2 \epsilon_i, \quad i = 1, 2, \dots, n,$$

where $X_i = (x_{i1}, x_{i2}, \dots, x_{ip})^T$ is a p dimensional vector and ϵ_i is the error independent of X_i . All the other configurations are the same as Example 3.1.

Table 3 shows the empirical sizes and powers for different configurations in Example 3.3. The sizes are generally precise at 10% level and slightly inflated at 5% level, and they do not seem to depend on the error distribution much. The empirical powers apparently depend on the error distribution. For $N(0, 1)$, t_3 and Cauchy(0,1) error, they have higher powers at $\tau = 0.5$, 0.75 than that at $\tau = 0.25$. The powers are almost 1 in the non-sparse alternatives and suffer big reduction under sparse alternatives. In addition, the powers at $\tau = 0.75$ under sparse case are higher than that at $\tau = 0.5$. In contrast, the powers for $\chi_1^2 - 1$ error configuration perform the best at $\tau = 0.25$ and 0.75, while suffer a great power loss at $\tau = 0.5$. Moreover, the powers at $\tau = 0.25$ under sparse alternatives are higher than that at $\tau = 0.75$. These phenomenon should

be related to the error distribution. Notice that normal, student's t and Cauchy distributions are all symmetric; while $\chi_1^2 - 1$ is skewed. The performance of MDD-based test for conditional mean is very similar to that for Example 4.4.

As we observe some size distortion in Table 4 for Example 4.4 of the paper, We further apply the wild bootstrap to approximate the finite sample distribution of $T_{Q,n}$ in the same way as the studentized bootstrap statistic T_n^* used in the conditional mean dependence testing. According to Table 4, the bootstrap helps to reduce the size distortion substantially and the size corresponding to the bootstrap approximation is fairly accurate. Similar results are observed for 10% level and are not presented. We also tried the wild bootstrap for the case of $\tau = 0.5$, and nonzero β s, which falls under our null hypothesis. There is some reduction in size distortion in this case (results not shown) but the size of the bootstrap based test is still quite inflated for large p (say, $p = 100, 200$). This again points to the importance of our local quantile independence assumption (Assumption 3.2), which is violated in this case and seems crucial to the validity of our normal and bootstrap approximation.

3.3 Conditional mean independence under factorial designs

In this subsection, we evaluate the finite sample performance of the proposed test for conditional mean independence under factorial designs in comparison with the ZC test.

EXAMPLE 3.4. Consider the factorial design with non-linear models in each cell,

$$Y_{ijk} = \mu_{ij} + \sqrt{\sum_{h=1}^p \beta_h x_{ijk,h}^2} + \epsilon_{ijk}, \quad k = 1, 2, \dots, n_{ij},$$

where $(\mu_{11}, \mu_{12}, \mu_{21}, \mu_{22}) = (1, 3, 3, 4)$, $n_{11} = n_{12} = n_{21} = n_{22} = n$ and $\epsilon_{ijk} \stackrel{i.i.d.}{\sim} N(0, 4)$. We consider two distributions for the covariates X_{ijk} in each cell:

Case 1: X_{ijk} is generated independently from the moving average model as in Example 4.1 of the paper.

$$x_{ijk,h} = \alpha_{ij1} z_{ijk,h} + \alpha_{ij2} z_{ijk,(h+1)} + \dots + \alpha_{ijT_{ij}} z_{ijk,(h+T_{ij}-1)} + \mu_{ij,h},$$

for $i = 1, 2$, $j = 1, 2$, and $k = 1, \dots, n_{ij}$. By choosing $(T_{11}, T_{12}, T_{21}, T_{22}) = (10, 15, 20, 25)$, the dependence structure in each cell is different from the others.

Case 2: $x_{ijk,h} = (\varsigma_{ijk,h} + \varsigma_{ijk,0})/\sqrt{2}$, where $(\varsigma_{ijk,0}, \varsigma_{ijk,1}, \dots, \varsigma_{ijk,p})^T \stackrel{i.i.d.}{\sim} N(0, I_{p+1})$ for $i = 1, 2$, $j = 1, 2$, $k = 1, \dots, n_{ij}$, and $h = 1, \dots, p$.

We consider $n_{ij} = 30, 50, 70$, and $p = 100, 150, 200$. For the sparse and non-sparse alternatives, we keep $|\beta|_p = 0.06$.

Table 5 summarizes the results for both cases. There is slight size distortion at 5% significance level. Both tests have satisfactory power in Case 1. The ZC test, however, suffers from a significant power loss in Case 2 in part due to model mis-specification. In contrast, we observe that our proposed test retains the high power under the non-sparse alternative and the power

increases rapidly as sample size increases. Although our test exhibits less power under sparse alternatives, it still outperforms ZC test in power by a noticeable amount.

EXAMPLE 3.5. This example is based on the two factor balanced design with two levels for each factor which has been considered in Zhong and Chen (2011),

$$Y_{ijk} = \mu_{ij} + X_{ijk}^T \beta + \epsilon_{ijk}, \quad k = 1, 2, \dots, n_{ij},$$

where $(\mu_{11}, \mu_{12}, \mu_{21}, \mu_{22}) = (1, 3, 3, 4)$, and $n_{11} = n_{12} = n_{21} = n_{22}$. Within each cell, X_{ijk} is generated independently from the following moving average model,

$$x_{ijk,h} = \alpha_{ij1} z_{ijk,h} + \alpha_{ij2} z_{ijk,(h+1)} + \dots + \alpha_{ijT_{ij}} z_{ijk,(h+T_{ij}-1)} + \mu_{ij,h},$$

for $i = 1, 2$, $j = 1, 2$, and $k = 1, \dots, n_{ij}$. By choosing $(T_{11}, T_{12}, T_{21}, T_{22}) = (10, 15, 20, 25)$, the dependence structure in each cell is different from each other. We also consider two error distributions for ϵ_i : $N(0, 4)$ and centralized gamma distribution with shape parameter 1 and scale parameter 0.5. Consider $n_{ij} = 30, 50, 70$, and $p = 100, 150, 200$. For both the sparse and non-sparse alternatives, we keep $|\beta|_p = 0.06$.

The simulation results are presented in Table 6. The size phenomenon is similar to what we observed in other examples. The powers for both tests in the non-sparse and sparse alternatives are quite high in most cases. We observe that the two tests are very much comparable in terms of size and power under the simple linear model with factorial design.

3.4 Further comparison with existing methods

In this subsection, we further compare our test for conditional mean independence with some recent ones developed by McKeague and Qian (2015) and the discussants for the latter paper. McKeague and Qian (2015) proposed an adaptive re-sampling test (MQ test, hereafter) for detecting the existence of significant predictors in a linear regression model. They test $H_{10} : \text{cov}(Y, x_j) = 0$, $j = 1, \dots, p$ versus $H_{11} : \text{cov}(Y, x_j) \neq 0$, for at least one $j = 1, \dots, p$. Under finite second moment assumptions for Y and X , our null hypothesis H'_0 implies their H_{10} but there are situations where their null hypothesis holds but Y is marginally conditionally mean dependent on x_j for some j , i.e., H'_a holds; see below for an example. MQ's test is based on the estimated marginal regression coefficient of the selected predictor, which has the strongest marginal correlation with the response. It was shown in MQ that their test's limiting distribution over the parameter space has a discontinuity at the origin, which causes the inconsistency of naive bootstrap. MQ proposed a modified bootstrap method that is adaptive to the nonregular behavior of their test statistic by introducing a thresholding parameter, the choice of which is based on another level of bootstrap. While their method is well suited to identify the most significant predictor, it is computationally expensive due to the use of double bootstrap, and its applicability to large p case is theoretically unknown and computationally prohibitive.

In the discussions of McKeague and Qian (2015), Zhang and Laber (2015) and Chatterjee and Lahiri (2015) have proposed alternative tests that overcome some limitation of MQ test either computationally or methodologically. In particular, Zhang and Laber (2015) proposed to use the largest marginal t -statistic in magnitude to achieve scale-invariance, and use a parametric bootstrap procedure to obtain the critical values. Their test can be implemented much faster than MQ test. They also proposed an adaptive parametric bootstrap procedure that can be adaptive to unknown level of sparsity. The second test by Zhang and Laber (2015) is, however, a bit more complex to implement and computationally more expensive and it does not seem to lead to a substantial power gain as seen from Table 2 in their paper, so we decided not to include it into our comparison. It is worth mentioning that the simpler test procedure proposed in Zhang and Laber (2015) is based on direction estimation of the asymptotic variance in Theorem 1 of McKeague and Qian (2015), which requires stronger independence (rather than uncorrelatedness) conditions of the regression error with covariates. Chatterjee and Lahiri (2015) proposed a L_2 type test statistic via aggregating the marginal t -statistic using L_2 norm, and the limiting null distribution can be well approximated by the naive bootstrap. Hence their test does not suffer the non-continuity issue, does not require the selection of a tuning parameter, and is computationally simple.

Following the suggestion of associate editor and a referee, we shall compare the performance of our test (MDD), with MQ test, ZL test (Zhang and Laber's parametric bootstrap test corresponding to $\widehat{\xi}_n$ in their paper), CL test (Chatterjee and Lahiri 2015). We do not aim to provide a comprehensive simulation study to compare these four tests as the latter three tests have been partially compared in Zhang and Lahiri (2015), and Chatterjee and Lahiri (2015). Also our MDD-based test targets a different null hypothesis so in some situations our test is not directly comparable to the other three. This point will be highlighted via a numerical example below.

EXAMPLE 3.6. *Consider the following linear model,*

$$Y_i = X_i^T \beta + \epsilon_i, \quad i = 1, \dots, n$$

where $X_i = (x_{i1}, x_{i2}, \dots, x_{ip})^T$ is generated from multivariate Gaussian with zero means and covariance $\Sigma = (\sigma_{ij})_{i,j=1}^p$, where $\sigma_{ij} = \rho^{|i-j|}$; we consider four cases $\rho = 0.1, 0.5, 0.8, -0.5$ respectively. Here $\beta = (\beta_1, \dots, \beta_p)^T$ is the regression coefficient and ϵ_i is the error that is independent of X_i and also generated from *i.i.d* $N(0, 1)$.

EXAMPLE 3.7. *Consider the following two models,*

$$i) Y_i = X_i^T \beta + \epsilon_i, \quad X_i = (x_{i1}, x_{i2}, \dots, x_{ip})^T \text{ is generated from } i.i.d N(0, 1);$$

$$ii) Y_i = g(X_i)^T \beta + \epsilon_i, \text{ where } g(x) = (x_1^2, \dots, x_p^2)^T, X_i \text{ is the same as in case } i);$$

for $i = 1, 2, \dots, n$. Here $\beta = (\beta_1, \dots, \beta_p)^T$ is the regression coefficient and ϵ_i is the error that is independent of X_i and also generated from *i.i.d* $N(0, 1)$.

Following the setting in Chatterjee and Lahiri (2015), we consider three scenarios: under H_0 , $\beta = \mathbf{0}_{p \times 1}$; under non-sparse H_a , $\beta = p^{-1/2} \cdot c \cdot \mathbf{1}_{p \times 1}$; under sparse H_a , $\beta = (c, 0, 0, \dots, 0)$. We choose $c = 0.2$ for Example 3.6 and $c = 0.5$ for Example 3.7; we fix sample size $n = 200$ and $p = 10, 50, 150$. For MQ test, we use fixed thresholds $\lambda_n = (2, 4, 4.5, 5, 10)$ as the use of double bootstrap to select thresholding parameter is too expensive for $p = 50, 150$ in our simulations. It is worth noting that in Example 3.7(ii), $\text{cov}(Y, x_i) = 0$ for $i = 1, \dots, p$, but $\mathbb{E}(Y|x_i) \neq \mathbb{E}(Y)$. Therefore, this model falls under the alternative hypothesis for our proposed test, but under the null for ZL, CL and MQ tests.

From Table 7, we observe that all tests (mdd, ZL, CL and MQ with $\lambda_n = 5, 10$) have quite reasonable sizes for different ρ s; mdd and CL tests have higher power under the dense alternative since they are both L_2 type statistics, while the other two L_∞ tests: ZL and MQ test perform better under sparse alternatives. The power generally increases as the correlation ρ increases and the positive dependence within the covariates seems to enhance the power under both dense and sparse alternatives. When $\rho = -0.5$, none of the tests have good power under the dense alternative. Notice that MQ's performance is fairly sensitive to the threshold value used, thus a double bootstrap approach will hopefully provide more stable size/power at the expense of heavy computation. Overall, the performance of mdd is on a par with that of CL, and the performance of ZL and MQ with thresholding parameter $\lambda_n = 5, 10$ are comparable.

Table 8 further compares the four tests when the covariates are independent. It appears that the size accuracy is similar to that reported for Example 3.6. For Case i), the powers of mdd and CL tests are highest under dense alternatives as expected, whereas the powers of ZL and MQ are higher under sparse alternatives. It can be seen that the power of mdd test under dense and sparse alternatives are roughly the same for both i) and ii), which can be explained by the fact that for independent covariates, the power of our MDD-based test is proportional to the signal strength $|\beta|$, which is fixed at $|\beta| = 0.5$ here. Under the non-linear model in case ii), the power of mdd test is satisfactory for small p and it decreases as the dimension increases. By contrast, the ZL and CL tests exhibit certain size inflation when $p = 10$. Again MQ's size is sensitive to the thresholding value used and seems accurate for $\lambda_n = 5, 10$. This example highlights the fact that our mdd test targets marginal conditional mean dependence, whereas MQ, ZL and CL are developed for detecting marginal uncorrelatedness. Overall, the results demonstrate that our proposed test is highly competitive in the case when mdd can be compared to MQ test and variations (see Example 3.6), and when they are not directly comparable (see Example 3.7 ii), the mdd test is able to detect marginal conditional mean dependence and perform reasonably well.

4 Data illustration

We apply the proposed test to the data set described in Lkhagvadorj et al. (2009) and Zhong and Chen (2011). The data is from clinical outcomes in a randomized factorial design experiment, where 24 six-month-old Yorkshire gilts from a line selected for high feed efficiency

were used. All the gilts were genotyped for the melanocortin-4 receptor gene (MC4R) variant at position 298; and 12 gilt homozygous for N298 and 12 gilt homozygous for D298. Two feed treatments are randomly assigned to each group of the MC4R genotype. One is ad libitum a crude protein standard swine diet, the other one is fasting diet, which leads to decreased body weight, backfat, and serum urea concentration and increased serum non-esterified fatty acid. The genotype and feed treatments are the two factors in the randomized complete factorial design. A total of six pigs were used for each combination of genotype and feed treatment across the four blocks. The goal of this study is to identify conditional mean dependence of triiodothyronine (T_3) measurements on gene sets, as described in Zhong and Chen (2011), where T_3 is a vital thyroid hormone that increases the metabolic rate, protein synthesis, and stimulates breakdown of cholesterol.

The gene sets mentioned above are defined by the Gene Ontology (GO term). The dataset includes the gene expression values for 24,123 genes in the gilts' liver tissues. These genes are then classified into different gene sets (GO term) according to their biological functions among three categories: cellular component, molecular function and biological process. The dataset included 6176 GO terms in total, where each of them contains some of the genes from the 24,123 genes collected. Our response is the T_3 measurements in the blood. We aim to find the gene sets (GO terms) that have an impact on the T_3 measurements in terms of conditional mean after accounting for the two factors we have in the design.

We use i, j, k to denote the indices for feed treatment, MC4R genotype and observations, respectively. Our response is Y_{ijk} , the T_3 measurement for the k th pig in i th feed treatment and j th genotype. We want to test whether the l th GO term, denoted as X_{ijk}^l , contributes to the conditional mean of the T_3 measurement or not. The following four different factorial designs have been considered in Zhong and Chen (2011),

$$\begin{aligned}
\text{Design I:} \quad & \mathbb{E}(Y_k) = \alpha + (X_k^l)^T \beta, \quad k = 1, \dots, 24; \\
\text{Design II:} \quad & \mathbb{E}(Y_{ik}) = \alpha + \mu_i + (X_{ik}^l)^T \beta, \quad k = 1, \dots, 12; \\
\text{Design III:} \quad & \mathbb{E}(Y_{jk}) = \alpha + \gamma_j + (X_{jk}^l)^T \beta, \quad k = 1, \dots, 12; \\
\text{Design IV:} \quad & \mathbb{E}(Y_{ijk}) = \alpha + \mu_i + \gamma_j + (\mu\gamma)_{ij} + (X_{ijk}^l)^T \beta, \quad k = 1, \dots, 6;
\end{aligned}$$

for $i = 1, 2, j = 1, 2$, and $l = 1, \dots, 6176$, which correspond to 6176 total gene sets (GO terms). To avoid the linear model assumption, we test instead the following hypothesis for each of the designs above

$$\begin{aligned}
\text{Design I:} \quad & \mathbb{E}(Y_k | X_k^l) = \mathbb{E}(Y_k), \quad k = 1, \dots, 24; \\
\text{Design II:} \quad & \mathbb{E}(Y_{ik} | X_{ik}^l) = \mathbb{E}(Y_{ik}), \quad k = 1, \dots, 12; \\
\text{Design III:} \quad & \mathbb{E}(Y_{jk} | X_{jk}^l) = \mathbb{E}(Y_{jk}), \quad k = 1, \dots, 12; \\
\text{Design IV:} \quad & \mathbb{E}(Y_{ijk} | X_{ijk}^l) = \mathbb{E}(Y_{ijk}), \quad k = 1, \dots, 6;
\end{aligned}$$

for $i = 1, 2, j = 1, 2$, and $l = 1, \dots, 6176$. Note that the dimensions of the GO terms X_{ijk}^l range

from 1 to 5158. The MDD-based test is implemented for the GO terms with dimension $p_l \geq 5$. The remaining GO terms are tested using a simple F -test.

We draw the histograms of p-values for all the GO terms as shown in Figure 1. From the histograms we can observe that the p-values from Design I and Design III are similar; while the results from Design II has lower portion of small p-values than the other three designs; Design IV has more large p-values relatively to others.

We then use the Benjamini–Hochberg step-up procedure to control the false discovery rate at level $\alpha = 0.05$. Namely, for m hypothesis, we find the largest integer k such that $P_{(k)} \leq \frac{k}{m}\alpha$, where $P_{(k)}$ is the ordered p-values from the total m hypothesis tests. Then we reject the null hypothesis for all $H_{(i)}$ for $i = 1, \dots, k$, where $H_{(i)}$ is the null hypothesis corresponds to the ordered p-value $P_{(i)}$. After controlling the false discovery rate for the p-values, we find 5 gene sets that are signified as significant under all four designs. They are GO:0032012, GO:0005086, GO:0043536, GO:0005161 and GO:0045095. Compared with Zhong and Chen (2011), gene sets GO:0032012, GO:0005086 are among the three significant gene sets they found using their method. To demonstrate the non-linear dependence of the GO terms we found, we choose GO:0043536, which contains 5 genes, and present the scatter plot of the response versus the five gene expression values and also fit a local polynomial regression line (LOESS) with degree 2 in Figure 2. From the plot, we do observe some non-linear dependence between the response and the five genes.

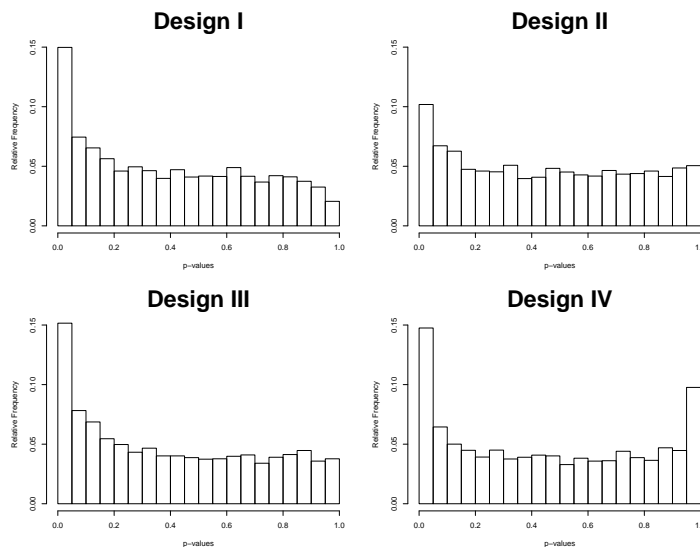


Figure 1: Histograms of the p-values on all gene sets

Our null considers the conditional mean independence of the T_3 measurement with the gene sets, which includes the null hypothesis in Zhong and Chen (2011) under the linear model assumption. Thus the above finding seems reasonable since we expect to detect more significant gene sets as our test is more powerful than ZC test when the gene set contributes to the mean of T_3 in a non-linear fashion as shown in our simulations.

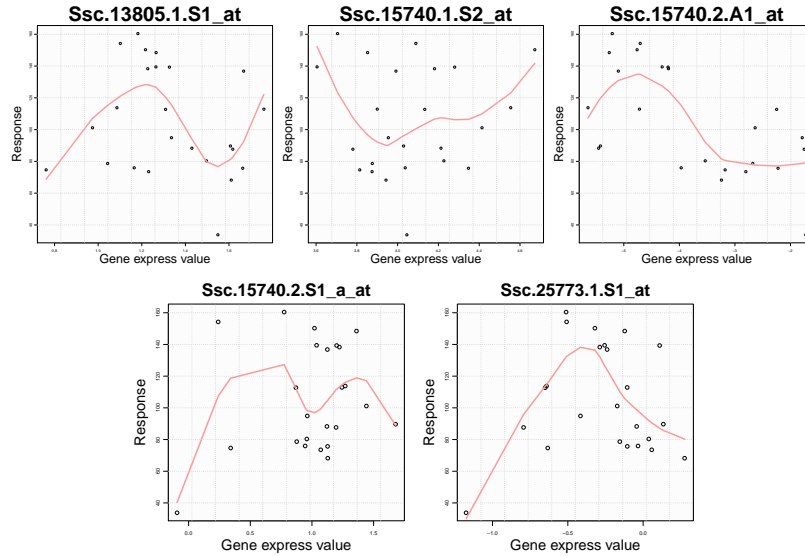


Figure 2: Scatter plots of the T_3 measurements versus five gene express values in the GO term 0043536; the red lines correspond to the LOESS fitting.

References

- [1] CHATTERJEE, A. and LAHIRI, S. N. (2015). Comment: An Adaptive Resampling Test for Detecting the Presence of Significant Predictors. *J. Amer. Statist. Assoc.* **110** 1434-1438.
- [2] CHEN, S. X. and QIN, Y. (2010). A two sample test for high dimensional data with applications to gene-set testing. *Ann. Statist.* **38** 808-835.
- [3] HALL, P. (1984). Central limit theorem for integrated square error of multivariate nonparametric density estimators. *J. Multivariate Anal.* **14** 1-16.
- [4] HALL, P. and HEYDE, C. C. (1980). *Martingale limit theory and its application*. Academic Press, New York.
- [5] MCKEAGUE, IAN W. and QIAN, MIN (2015). An Adaptive Resampling Test for Detecting the Presence of Significant Predictors. *J. Amer. Statist. Assoc.* **110** 1422-1433.
- [6] PARK, T., SHAO, X. and YAO, S. (2014). Partial martingale difference correlation. *Preprint*.
- [7] SERFLING, R. J. (1980). *Approximation theorems of mathematical statistics*. Wiley, New York.
- [8] SHAO, X. and ZHANG, J. (2014). Martingale difference correlation and its use in high dimensional variable screening. *J. Amer. Statist. Assoc.* **109** 1302-1318.
- [9] SZÉKELY, G. J. and RIZZO, M. L. (2014). Partial distance correlation with methods for dissimilarities. *Ann. Statist.* To appear.

- [10] SZÉKELY, G. J., RIZZO, M. L. and BAKIROV, N. K. (2007). Measuring and testing independence by correlation of distances. *Ann. Statist.* **35** 2769-2794.
- [11] ZHANG, Y. and LABER, ERIC B. (2015). Comment: An Adaptive Resampling Test for Detecting the Presence of Significant Predictors. *J. Amer. Statist. Assoc.* **110** 1451-1454.
- [12] ZHONG, P. S. and CHEN, S. X. (2011). Testing for high-dimensional regression coefficients with factorial designs. *J. Amer. Statist. Assoc.* **106** 260-274.

Table 1: Empirical sizes and powers of the MDD-based test for conditional mean independence and the ZC test at significance levels 5% and 10% for Example 3.1.

| error | case | p | mdd | | ZC | |
|----------------|-----------------|-----|-------|-------|-------|-------|
| | | | 5% | 10% | 5% | 10% |
| $N(0, 1)$ | H_0 | 50 | 0.078 | 0.112 | 0.075 | 0.098 |
| | | 100 | 0.075 | 0.111 | 0.078 | 0.109 |
| | | 200 | 0.065 | 0.091 | 0.062 | 0.089 |
| | non- sparse | 50 | 0.575 | 0.635 | 0.595 | 0.640 |
| | | 100 | 0.842 | 0.879 | 0.862 | 0.887 |
| | | 200 | 0.982 | 0.989 | 0.986 | 0.992 |
| | sparse H_a | 50 | 0.189 | 0.243 | 0.199 | 0.248 |
| | | 100 | 0.183 | 0.230 | 0.191 | 0.238 |
| | | 200 | 0.186 | 0.224 | 0.187 | 0.224 |
| t_3 | H_0 | 50 | 0.084 | 0.110 | 0.080 | 0.104 |
| | | 100 | 0.075 | 0.106 | 0.072 | 0.097 |
| | | 200 | 0.082 | 0.112 | 0.063 | 0.091 |
| | non- sparse | 50 | 0.619 | 0.656 | 0.620 | 0.669 |
| | | 100 | 0.848 | 0.877 | 0.829 | 0.865 |
| | | 200 | 0.949 | 0.956 | 0.954 | 0.957 |
| | sparse H_a | 50 | 0.234 | 0.278 | 0.226 | 0.275 |
| | | 100 | 0.218 | 0.254 | 0.212 | 0.253 |
| | | 200 | 0.226 | 0.269 | 0.215 | 0.262 |
| $\chi_1^2 - 1$ | H_0 | 50 | 0.083 | 0.114 | 0.083 | 0.110 |
| | | 100 | 0.061 | 0.096 | 0.058 | 0.086 |
| | | 200 | 0.058 | 0.084 | 0.047 | 0.078 |
| | non- sparse | 50 | 0.746 | 0.791 | 0.744 | 0.788 |
| | | 100 | 0.908 | 0.930 | 0.916 | 0.932 |
| | | 200 | 0.978 | 0.988 | 0.978 | 0.987 |
| | sparse H_a | 50 | 0.272 | 0.319 | 0.264 | 0.317 |
| | | 100 | 0.265 | 0.314 | 0.256 | 0.307 |
| | | 200 | 0.250 | 0.313 | 0.246 | 0.297 |

Table 2: Empirical powers of the MDD-based test for conditional mean independence and the ZC test at significance levels 5% and 10% for Examples 3.2.

| error | case | p | mdd | | ZC | |
|----------------|--------|-----|-------|-------|-------|-------|
| | | | 5% | 10% | 5% | 10% |
| $N(0,1)$ | non- | 50 | 0.997 | 0.999 | 0.077 | 0.111 |
| | sparse | 100 | 0.986 | 1.000 | 0.092 | 0.126 |
| | H_a | 200 | 0.973 | 0.997 | 0.120 | 0.155 |
| | sparse | 50 | 0.933 | 0.968 | 0.020 | 0.036 |
| | H_a | 100 | 0.874 | 0.933 | 0.020 | 0.040 |
| | H_a | 200 | 0.825 | 0.911 | 0.019 | 0.036 |
| t_3 | non- | 50 | 0.789 | 0.888 | 0.074 | 0.109 |
| | sparse | 100 | 0.685 | 0.821 | 0.073 | 0.106 |
| | H_a | 200 | 0.593 | 0.750 | 0.095 | 0.119 |
| | sparse | 50 | 0.930 | 0.968 | 0.019 | 0.037 |
| | H_a | 100 | 0.876 | 0.932 | 0.020 | 0.036 |
| | H_a | 200 | 0.823 | 0.910 | 0.019 | 0.035 |
| $\chi_1^2 - 1$ | non- | 50 | 0.854 | 0.912 | 0.095 | 0.116 |
| | sparse | 100 | 0.777 | 0.874 | 0.095 | 0.122 |
| | H_a | 200 | 0.727 | 0.833 | 0.079 | 0.108 |
| | sparse | 50 | 0.933 | 0.967 | 0.019 | 0.033 |
| | H_a | 100 | 0.874 | 0.929 | 0.021 | 0.036 |
| | H_a | 200 | 0.822 | 0.912 | 0.017 | 0.036 |

Table 3: Empirical sizes and powers of the MDD-based test for conditional quantile independence at significance levels 5% and 10% for Example 3.3.

| τ | case | p | $N(0, 1)$ | | t_3 | | $\chi_1^2 - 1$ | | Cauchy(0,1) | | |
|--------|------------|-------|-----------|-------|-------|-------|----------------|-------|-------------|-------|-------|
| | | | 5% | 10% | 5% | 10% | 5% | 10% | 5% | 10% | |
| 0.25 | H_0 | 50 | 0.084 | 0.112 | 0.058 | 0.077 | 0.074 | 0.099 | 0.073 | 0.094 | |
| | | 100 | 0.073 | 0.104 | 0.067 | 0.094 | 0.071 | 0.099 | 0.069 | 0.101 | |
| | | 200 | 0.064 | 0.085 | 0.058 | 0.095 | 0.069 | 0.094 | 0.062 | 0.082 | |
| | non-sparse | 50 | 0.134 | 0.173 | 0.133 | 0.167 | 0.934 | 0.948 | 0.144 | 0.193 | |
| | | 100 | 0.148 | 0.192 | 0.164 | 0.199 | 0.952 | 0.965 | 0.225 | 0.271 | |
| | | 200 | 0.168 | 0.218 | 0.185 | 0.211 | 0.874 | 0.901 | 0.285 | 0.331 | |
| | sparse | H_a | 50 | 0.095 | 0.123 | 0.081 | 0.107 | 0.615 | 0.663 | 0.082 | 0.106 |
| | | 100 | 0.091 | 0.126 | 0.081 | 0.101 | 0.612 | 0.670 | 0.082 | 0.120 | |
| | | 200 | 0.082 | 0.109 | 0.083 | 0.114 | 0.590 | 0.646 | 0.076 | 0.109 | |
| 0.5 | H_0 | 50 | 0.083 | 0.106 | 0.076 | 0.097 | 0.064 | 0.089 | 0.068 | 0.099 | |
| | | 100 | 0.072 | 0.100 | 0.063 | 0.087 | 0.062 | 0.091 | 0.057 | 0.092 | |
| | | 200 | 0.073 | 0.100 | 0.053 | 0.073 | 0.063 | 0.088 | 0.071 | 0.095 | |
| | non-sparse | 50 | 0.519 | 0.575 | 0.464 | 0.530 | 0.107 | 0.128 | 0.333 | 0.397 | |
| | | 100 | 0.764 | 0.819 | 0.722 | 0.774 | 0.122 | 0.154 | 0.568 | 0.636 | |
| | | 200 | 0.930 | 0.943 | 0.895 | 0.920 | 0.208 | 0.251 | 0.802 | 0.844 | |
| | sparse | H_a | 50 | 0.163 | 0.209 | 0.153 | 0.190 | 0.077 | 0.102 | 0.120 | 0.160 |
| | | 100 | 0.169 | 0.206 | 0.141 | 0.180 | 0.069 | 0.092 | 0.124 | 0.162 | |
| | | 200 | 0.175 | 0.212 | 0.139 | 0.160 | 0.071 | 0.091 | 0.121 | 0.160 | |
| 0.75 | H_0 | 50 | 0.067 | 0.098 | 0.080 | 0.108 | 0.065 | 0.085 | 0.062 | 0.084 | |
| | | 100 | 0.057 | 0.085 | 0.078 | 0.098 | 0.073 | 0.095 | 0.076 | 0.111 | |
| | | 200 | 0.064 | 0.095 | 0.063 | 0.085 | 0.065 | 0.088 | 0.069 | 0.095 | |
| | non-sparse | 50 | 0.929 | 0.953 | 0.839 | 0.877 | 0.352 | 0.409 | 0.606 | 0.674 | |
| | | 100 | 0.995 | 0.998 | 0.967 | 0.977 | 0.596 | 0.649 | 0.850 | 0.886 | |
| | | 200 | 1.000 | 1.000 | 1.000 | 1.000 | 0.833 | 0.875 | 0.968 | 0.976 | |
| | sparse | H_a | 50 | 0.415 | 0.482 | 0.347 | 0.394 | 0.118 | 0.153 | 0.217 | 0.260 |
| | | 100 | 0.418 | 0.473 | 0.342 | 0.392 | 0.131 | 0.162 | 0.213 | 0.255 | |
| | | 200 | 0.390 | 0.447 | 0.324 | 0.370 | 0.123 | 0.157 | 0.210 | 0.262 | |
| mean | H_0 | 50 | 0.071 | 0.103 | 0.069 | 0.101 | 0.067 | 0.098 | 0.052 | 0.097 | |
| | | 100 | 0.074 | 0.101 | 0.075 | 0.097 | 0.071 | 0.101 | 0.060 | 0.103 | |
| | | 200 | 0.067 | 0.094 | 0.078 | 0.105 | 0.066 | 0.088 | 0.054 | 0.096 | |
| | non-sparse | 50 | 0.414 | 0.466 | 0.260 | 0.306 | 0.206 | 0.280 | 0.075 | 0.117 | |
| | | 100 | 0.549 | 0.602 | 0.323 | 0.381 | 0.278 | 0.357 | 0.096 | 0.139 | |
| | | 200 | 0.605 | 0.667 | 0.408 | 0.464 | 0.390 | 0.487 | 0.115 | 0.159 | |
| | sparse | H_a | 50 | 0.181 | 0.233 | 0.136 | 0.180 | 0.106 | 0.140 | 0.056 | 0.106 |
| | | 100 | 0.171 | 0.207 | 0.119 | 0.158 | 0.105 | 0.142 | 0.064 | 0.109 | |
| | | 200 | 0.178 | 0.211 | 0.138 | 0.171 | 0.100 | 0.141 | 0.059 | 0.101 | |

Table 4: Size comparison for the proposed test using normal approximation (mdd) and the wild bootstrap approximation for Example 4.4 of the paper at the 5 % nominal level.

| τ | p | $N(0,1)$ | | t_3 | | Cauchy(0,1) | | $\chi_1^2 - 1$ | |
|--------|-----|----------|-------|-------|-------|-------------|-------|----------------|-------|
| | | mdd | Boot | mdd | Boot | mdd | Boot | mdd | Boot |
| 0.25 | 50 | 0.084 | 0.061 | 0.058 | 0.043 | 0.073 | 0.054 | 0.074 | 0.055 |
| | 100 | 0.073 | 0.053 | 0.067 | 0.048 | 0.069 | 0.051 | 0.071 | 0.053 |
| | 200 | 0.064 | 0.043 | 0.058 | 0.042 | 0.062 | 0.035 | 0.069 | 0.045 |
| 0.50 | 50 | 0.083 | 0.057 | 0.076 | 0.054 | 0.068 | 0.044 | 0.064 | 0.048 |
| | 100 | 0.072 | 0.057 | 0.063 | 0.047 | 0.057 | 0.046 | 0.062 | 0.046 |
| | 200 | 0.073 | 0.054 | 0.053 | 0.040 | 0.071 | 0.051 | 0.063 | 0.045 |
| 0.75 | 50 | 0.067 | 0.051 | 0.080 | 0.059 | 0.062 | 0.050 | 0.065 | 0.041 |
| | 100 | 0.057 | 0.044 | 0.078 | 0.052 | 0.076 | 0.052 | 0.073 | 0.056 |
| | 200 | 0.064 | 0.050 | 0.063 | 0.042 | 0.069 | 0.051 | 0.065 | 0.047 |

Table 5: Empirical sizes and powers of the MDD-based test for conditional mean independence and the ZC test at significance levels 5% and 10% for Example 3.4.

| | | Case 1 | | | | Case 2 | | | | |
|---------------------|-----|--------|-------|-------|-------|--------|-------|-------|-------|-------|
| | | mdd | | ZC | | mdd | | ZC | | |
| | n | p | 5% | 10% | 5% | 10% | 5% | 10% | 5% | 10% |
| H_0 | 30 | 100 | 0.054 | 0.098 | 0.061 | 0.099 | 0.074 | 0.115 | 0.083 | 0.122 |
| | 30 | 150 | 0.056 | 0.105 | 0.061 | 0.117 | 0.060 | 0.102 | 0.067 | 0.114 |
| | 30 | 200 | 0.055 | 0.099 | 0.055 | 0.114 | 0.064 | 0.108 | 0.063 | 0.107 |
| | 50 | 100 | 0.064 | 0.104 | 0.057 | 0.103 | 0.062 | 0.098 | 0.067 | 0.102 |
| | 50 | 150 | 0.054 | 0.098 | 0.062 | 0.094 | 0.060 | 0.094 | 0.058 | 0.094 |
| | 50 | 200 | 0.067 | 0.110 | 0.062 | 0.112 | 0.071 | 0.108 | 0.070 | 0.105 |
| | 70 | 100 | 0.068 | 0.114 | 0.058 | 0.109 | 0.066 | 0.100 | 0.069 | 0.106 |
| | 70 | 150 | 0.075 | 0.109 | 0.073 | 0.112 | 0.065 | 0.102 | 0.067 | 0.106 |
| | 70 | 200 | 0.061 | 0.098 | 0.063 | 0.099 | 0.058 | 0.104 | 0.070 | 0.107 |
| non-sparse H_a | 30 | 100 | 0.726 | 0.813 | 0.744 | 0.815 | 0.412 | 0.546 | 0.196 | 0.237 |
| | 30 | 150 | 0.566 | 0.674 | 0.577 | 0.682 | 0.459 | 0.596 | 0.226 | 0.266 |
| | 30 | 200 | 0.452 | 0.575 | 0.464 | 0.582 | 0.508 | 0.645 | 0.227 | 0.266 |
| | 50 | 100 | 0.972 | 0.986 | 0.975 | 0.984 | 0.788 | 0.908 | 0.194 | 0.236 |
| | 50 | 150 | 0.889 | 0.934 | 0.891 | 0.927 | 0.871 | 0.959 | 0.187 | 0.233 |
| | 50 | 200 | 0.786 | 0.855 | 0.783 | 0.849 | 0.903 | 0.975 | 0.251 | 0.281 |
| | 70 | 100 | 0.999 | 0.999 | 0.989 | 0.997 | 0.991 | 0.998 | 0.189 | 0.230 |
| | 70 | 150 | 0.978 | 0.986 | 0.963 | 0.977 | 0.998 | 0.999 | 0.200 | 0.236 |
| | 70 | 200 | 0.948 | 0.971 | 0.918 | 0.954 | 1.000 | 1.000 | 0.210 | 0.242 |
| sparse H_a | 30 | 100 | 0.369 | 0.478 | 0.389 | 0.478 | 0.150 | 0.206 | 0.102 | 0.145 |
| | 30 | 150 | 0.283 | 0.396 | 0.301 | 0.395 | 0.128 | 0.185 | 0.091 | 0.127 |
| | 30 | 200 | 0.229 | 0.326 | 0.239 | 0.339 | 0.159 | 0.233 | 0.104 | 0.160 |
| | 50 | 100 | 0.694 | 0.782 | 0.677 | 0.756 | 0.194 | 0.267 | 0.097 | 0.145 |
| | 50 | 150 | 0.523 | 0.622 | 0.503 | 0.617 | 0.172 | 0.240 | 0.097 | 0.133 |
| | 50 | 200 | 0.413 | 0.535 | 0.404 | 0.512 | 0.188 | 0.260 | 0.093 | 0.139 |
| | 70 | 100 | 0.875 | 0.918 | 0.838 | 0.882 | 0.251 | 0.356 | 0.113 | 0.145 |
| | 70 | 150 | 0.720 | 0.805 | 0.658 | 0.750 | 0.224 | 0.340 | 0.108 | 0.145 |
| | 70 | 200 | 0.611 | 0.699 | 0.545 | 0.638 | 0.233 | 0.312 | 0.111 | 0.161 |

Table 6: Empirical sizes and powers of the MDD-based test for conditional mean independence and the ZC test at significance levels 5% and 10% for Example 3.5.

| | | Normal error | | | | Gamma error | | | | |
|---------------------|-----|--------------|-------|-------|-------|-------------|-------|-------|-------|-------|
| | | mdd | | ZC | | mdd | | ZC | | |
| | n | p | 5% | 10% | 5% | 10% | 5% | 10% | 5% | 10% |
| H_0 | 30 | 100 | 0.054 | 0.098 | 0.061 | 0.099 | 0.055 | 0.113 | 0.055 | 0.100 |
| | 30 | 150 | 0.056 | 0.105 | 0.061 | 0.117 | 0.055 | 0.100 | 0.047 | 0.093 |
| | 30 | 200 | 0.055 | 0.099 | 0.055 | 0.114 | 0.052 | 0.096 | 0.046 | 0.090 |
| | 50 | 100 | 0.064 | 0.104 | 0.057 | 0.103 | 0.064 | 0.108 | 0.053 | 0.105 |
| | 50 | 150 | 0.054 | 0.098 | 0.062 | 0.094 | 0.046 | 0.085 | 0.051 | 0.086 |
| | 50 | 200 | 0.067 | 0.110 | 0.062 | 0.112 | 0.057 | 0.098 | 0.052 | 0.092 |
| | 70 | 100 | 0.068 | 0.114 | 0.058 | 0.109 | 0.069 | 0.118 | 0.059 | 0.107 |
| | 70 | 150 | 0.075 | 0.109 | 0.073 | 0.112 | 0.044 | 0.090 | 0.041 | 0.094 |
| | 70 | 200 | 0.061 | 0.098 | 0.063 | 0.099 | 0.048 | 0.080 | 0.048 | 0.090 |
| non-sparse H_a | 30 | 100 | 1.000 | 1.000 | 1.000 | 1.000 | 0.999 | 0.999 | 0.999 | 0.999 |
| | 30 | 150 | 0.996 | 1.000 | 0.998 | 1.000 | 0.989 | 0.992 | 0.993 | 0.995 |
| | 30 | 200 | 0.994 | 0.998 | 0.995 | 0.998 | 0.982 | 0.989 | 0.987 | 0.993 |
| | 50 | 100 | 1.000 | 1.000 | 1.000 | 1.000 | 1.000 | 1.000 | 1.000 | 1.000 |
| | 50 | 150 | 1.000 | 1.000 | 1.000 | 1.000 | 1.000 | 1.000 | 1.000 | 1.000 |
| | 50 | 200 | 1.000 | 1.000 | 1.000 | 1.000 | 1.000 | 1.000 | 1.000 | 1.000 |
| | 70 | 100 | 1.000 | 1.000 | 1.000 | 1.000 | 1.000 | 1.000 | 1.000 | 1.000 |
| | 70 | 150 | 1.000 | 1.000 | 1.000 | 1.000 | 1.000 | 1.000 | 1.000 | 1.000 |
| | 70 | 200 | 1.000 | 1.000 | 1.000 | 1.000 | 1.000 | 1.000 | 1.000 | 1.000 |
| sparse H_a | 30 | 100 | 0.437 | 0.550 | 0.485 | 0.573 | 0.514 | 0.616 | 0.540 | 0.621 |
| | 30 | 150 | 0.341 | 0.452 | 0.382 | 0.478 | 0.323 | 0.417 | 0.331 | 0.434 |
| | 30 | 200 | 0.265 | 0.370 | 0.304 | 0.397 | 0.261 | 0.364 | 0.263 | 0.381 |
| | 50 | 100 | 0.819 | 0.877 | 0.790 | 0.849 | 0.817 | 0.875 | 0.795 | 0.865 |
| | 50 | 150 | 0.644 | 0.754 | 0.621 | 0.729 | 0.652 | 0.729 | 0.621 | 0.712 |
| | 50 | 200 | 0.532 | 0.640 | 0.505 | 0.608 | 0.573 | 0.688 | 0.561 | 0.658 |
| | 70 | 100 | 0.938 | 0.969 | 0.918 | 0.947 | 0.952 | 0.970 | 0.916 | 0.945 |
| | 70 | 150 | 0.847 | 0.905 | 0.792 | 0.850 | 0.864 | 0.907 | 0.805 | 0.865 |
| | 70 | 200 | 0.735 | 0.816 | 0.664 | 0.755 | 0.757 | 0.821 | 0.672 | 0.764 |

Table 7: Empirical sizes and powers from four tests for Example 3.6

| $(\rho = 0.1)$ | p | mdd | ZL | CL | MQ (λ_n) | | | | |
|------------------|-----|-------|-------|-------|--------------------|-------|-------|-------|-------|
| | | | | | 2 | 4 | 4.5 | 5 | 10 |
| H_0 | 10 | 0.045 | 0.035 | 0.030 | 0.335 | 0.060 | 0.040 | 0.040 | 0.040 |
| | 50 | 0.085 | 0.045 | 0.050 | 0.660 | 0.085 | 0.060 | 0.045 | 0.045 |
| | 150 | 0.020 | 0.085 | 0.015 | 0.835 | 0.195 | 0.100 | 0.080 | 0.075 |
| non-sparse H_a | 10 | 0.565 | 0.345 | 0.570 | 0.695 | 0.430 | 0.405 | 0.380 | 0.350 |
| | 50 | 0.250 | 0.105 | 0.220 | 0.665 | 0.200 | 0.150 | 0.120 | 0.095 |
| | 150 | 0.145 | 0.095 | 0.135 | 0.845 | 0.315 | 0.165 | 0.120 | 0.080 |
| sparse H_a | 10 | 0.415 | 0.490 | 0.450 | 0.830 | 0.540 | 0.510 | 0.500 | 0.495 |
| | 50 | 0.185 | 0.355 | 0.155 | 0.895 | 0.415 | 0.360 | 0.340 | 0.320 |
| | 150 | 0.075 | 0.300 | 0.060 | 0.880 | 0.490 | 0.330 | 0.295 | 0.230 |
| $(\rho = 0.5)$ | p | mdd | ZL | CL | MQ (λ_n) | | | | |
| H_0 | 10 | 0.040 | 0.020 | 0.035 | 0.285 | 0.045 | 0.035 | 0.030 | 0.030 |
| | 50 | 0.065 | 0.035 | 0.045 | 0.610 | 0.075 | 0.050 | 0.035 | 0.020 |
| | 150 | 0.025 | 0.025 | 0.020 | 0.805 | 0.145 | 0.070 | 0.050 | 0.040 |
| non-sparse H_a | 10 | 0.975 | 0.900 | 0.980 | 0.985 | 0.960 | 0.945 | 0.935 | 0.900 |
| | 50 | 0.905 | 0.405 | 0.905 | 0.915 | 0.770 | 0.615 | 0.510 | 0.425 |
| | 150 | 0.695 | 0.195 | 0.740 | 0.910 | 0.665 | 0.420 | 0.300 | 0.205 |
| sparse H_a | 10 | 0.485 | 0.545 | 0.455 | 0.815 | 0.595 | 0.565 | 0.545 | 0.540 |
| | 50 | 0.195 | 0.345 | 0.150 | 0.865 | 0.430 | 0.360 | 0.330 | 0.315 |
| | 150 | 0.050 | 0.265 | 0.050 | 0.890 | 0.455 | 0.350 | 0.270 | 0.225 |
| $(\rho = 0.8)$ | p | mdd | ZL | CL | MQ (λ_n) | | | | |
| H_0 | 10 | 0.075 | 0.030 | 0.035 | 0.175 | 0.085 | 0.060 | 0.045 | 0.045 |
| | 50 | 0.055 | 0.035 | 0.040 | 0.500 | 0.100 | 0.080 | 0.065 | 0.055 |
| | 150 | 0.045 | 0.020 | 0.025 | 0.705 | 0.070 | 0.040 | 0.030 | 0.030 |
| non-sparse H_a | 10 | 1.000 | 1.000 | 1.000 | 1.000 | 1.000 | 1.000 | 1.000 | 1.000 |
| | 50 | 1.000 | 1.000 | 1.000 | 1.000 | 1.000 | 1.000 | 1.000 | 1.000 |
| | 150 | 1.000 | 0.940 | 1.000 | 0.995 | 0.995 | 0.995 | 0.985 | 0.930 |
| sparse H_0 | 10 | 0.520 | 0.625 | 0.485 | 0.770 | 0.660 | 0.640 | 0.610 | 0.595 |
| | 50 | 0.225 | 0.415 | 0.185 | 0.845 | 0.585 | 0.510 | 0.455 | 0.400 |
| | 150 | 0.115 | 0.285 | 0.080 | 0.860 | 0.450 | 0.330 | 0.290 | 0.245 |
| $(\rho = -0.5)$ | p | mdd | ZL | CL | MQ (λ_n) | | | | |
| H_0 | 10 | 0.060 | 0.035 | 0.045 | 0.370 | 0.055 | 0.055 | 0.055 | 0.055 |
| | 50 | 0.075 | 0.085 | 0.060 | 0.610 | 0.105 | 0.070 | 0.070 | 0.060 |
| | 150 | 0.025 | 0.080 | 0.030 | 0.845 | 0.205 | 0.145 | 0.115 | 0.095 |
| non-sparse H_a | 10 | 0.080 | 0.100 | 0.065 | 0.400 | 0.115 | 0.110 | 0.090 | 0.095 |
| | 50 | 0.080 | 0.075 | 0.055 | 0.590 | 0.120 | 0.090 | 0.075 | 0.075 |
| | 150 | 0.045 | 0.095 | 0.045 | 0.835 | 0.225 | 0.150 | 0.095 | 0.085 |
| sparse H_0 | 10 | 0.540 | 0.570 | 0.510 | 0.845 | 0.625 | 0.590 | 0.580 | 0.580 |
| | 50 | 0.200 | 0.345 | 0.195 | 0.875 | 0.445 | 0.370 | 0.350 | 0.320 |
| | 150 | 0.125 | 0.310 | 0.070 | 0.930 | 0.490 | 0.335 | 0.290 | 0.255 |

Table 8: Empirical sizes and powers from four tests for Example 3.7

| (i) | p | mdd | ZL | CL | MQ (λ_n) | | | | |
|------------------|-----|-------|-------|-------|--------------------|-------|-------|-------|-------|
| | | | | | 2 | 4 | 4.5 | 5 | 10 |
| H_0 | 10 | 0.055 | 0.080 | 0.065 | 0.360 | 0.105 | 0.085 | 0.070 | 0.070 |
| | 50 | 0.080 | 0.060 | 0.065 | 0.680 | 0.095 | 0.070 | 0.070 | 0.050 |
| | 150 | 0.060 | 0.075 | 0.035 | 0.865 | 0.245 | 0.130 | 0.090 | 0.070 |
| non-sparse H_a | 10 | 1.000 | 0.910 | 1.000 | 0.990 | 0.970 | 0.955 | 0.915 | 0.900 |
| | 50 | 0.940 | 0.370 | 0.975 | 0.905 | 0.700 | 0.550 | 0.470 | 0.375 |
| | 150 | 0.615 | 0.160 | 0.720 | 0.920 | 0.540 | 0.355 | 0.215 | 0.175 |
| sparse H_a | 10 | 1.000 | 1.000 | 1.000 | 1.000 | 1.000 | 1.000 | 1.000 | 1.000 |
| | 50 | 0.910 | 1.000 | 0.945 | 1.000 | 1.000 | 1.000 | 1.000 | 1.000 |
| | 150 | 0.620 | 1.000 | 0.715 | 1.000 | 1.000 | 1.000 | 1.000 | 1.000 |

| (ii) | p | mdd | ZL | CL | MQ (λ_n) | | | | |
|------------------|-----|-------|-------|-------|--------------------|-------|-------|-------|-------|
| | | | | | 2 | 4 | 4.5 | 5 | 10 |
| non-sparse H_a | 10 | 0.925 | 0.080 | 0.095 | 0.370 | 0.095 | 0.065 | 0.050 | 0.050 |
| | 50 | 0.395 | 0.035 | 0.085 | 0.690 | 0.080 | 0.060 | 0.035 | 0.030 |
| | 150 | 0.240 | 0.065 | 0.065 | 0.850 | 0.265 | 0.125 | 0.080 | 0.070 |
| sparse H_0 | 10 | 0.890 | 0.095 | 0.100 | 0.275 | 0.095 | 0.080 | 0.065 | 0.065 |
| | 50 | 0.385 | 0.060 | 0.055 | 0.595 | 0.085 | 0.050 | 0.040 | 0.020 |
| | 150 | 0.215 | 0.090 | 0.045 | 0.790 | 0.225 | 0.120 | 0.090 | 0.060 |