

Electromagnetically Induced Transparency with Superradiant and Subradiant states

Wei Feng,^{1,2} Da-Wei Wang,^{2,*} Han Cai,² Shi-Yao Zhu,^{1,3} and Marlan O. Scully^{2,4,5}

¹Beijing Computational Science Research Center, Beijing 100193, China

²Texas A&M University, College Station, TX 77843, USA

³Department of Physics, Zhejiang University, Hangzhou 310027, China

⁴Baylor University, Waco, Texas 76706, USA

⁵Xi'an Jiaotong University, Xi'an, Shaanxi 710048, China

(Dated: November 27, 2021)

We construct the electromagnetically induced transparency (EIT) by dynamically coupling a superradiant state with a subradiant state. The superradiant and subradiant states with enhanced and inhibited decay rates act as the excited and metastable states in EIT, respectively. Their energy difference determined by the distance between the atoms can be measured by the EIT spectra, which renders this method useful in subwavelength metrology. The scheme can also be applied to many atoms in nuclear quantum optics, where the transparency point due to counter-rotating wave terms can be observed.

PACS numbers: 42.50.Nn, 42.50.Ct

Introduction.—Electromagnetically induced transparency (EIT) [1, 2] is a quantum optical mechanism that is responsible for important phenomena such as slow light [3–5], quantum memory [6–8] and enhanced nonlinearity [9, 10]. A probe field that resonantly couples the transition from the ground state $|g\rangle$ to an excited state $|e\rangle$ of an atom, experiences a transparency point at the original Lorentzian absorption peak, if the excited state is coherently and resonantly coupled to a metastable state $|m\rangle$. EIT involves at least three levels and naturally three-level atoms are used in most cases. However, proper three-level structures are not available in some optical systems, such as in atomic nuclei [11–13] and biological fluorescent molecules [14], in which EIT can have important applications once realized. Interestingly, it has been shown that even with only two-level systems, EIT-like spectra can be achieved by locally addressing the atomic ensembles [15–17]. However, strict EIT scheme with a dynamic coupling field is still absent in two-level optical systems.

Superradiance and subradiance are the enhanced and inhibited collective radiation of many atoms [18–20], associated with the collective Lamb shifts [21–23]. The superradiance and subradiance of two interacting atoms has attracted much interest both theoretically [24, 25] and experimentally [26–30]. In this Letter, we use superradiance and subradiance to construct EIT and investigate the new feature in the EIT absorption spectrum involving with the cooperative effect and the counter-rotating wave terms. For only two atoms, the symmetric (superradiant) state has much larger decay rate than the anti-symmetric (subradiant) state when the distance between the two atoms is much smaller than the transition wavelength. These two states serve as the excited and the metastable states and their splitting, depending on the distance between the atoms, can be measured by the EIT spectra. In addition, the counter-rotating wave terms and

the effective coupling field between the superradiant and subradiant states bring an additional transparency point, which is usually not achievable in traditional EIT systems with three-level atoms.

Mechanism.—Two two-level atoms have four quantum states, a ground state $|gg\rangle$, two first excited states $|ge\rangle$ and $|eg\rangle$, and a double excited state $|ee\rangle$. Considering the interaction between the two atoms, the eigen basis of the first excited states is composed by the symmetric and anti-symmetric states,

$$\begin{aligned} |+\rangle &= \frac{1}{\sqrt{2}} [|eg\rangle + |ge\rangle], \\ |-\rangle &= \frac{1}{\sqrt{2}} [|eg\rangle - |ge\rangle], \end{aligned} \quad (1)$$

with decay rates $\gamma_{\pm} = \gamma_0 \pm \gamma_c$ and energy shifts $\Delta_{\pm} = \pm\Delta_c$. Here γ_0 is the single atom decay rate, γ_c and Δ_c are the collective decay rate and energy shift (see Supplementary Material [31]). When the distance between the two atoms $r \ll \lambda$ where λ is the transition wavelength, we have $\gamma_c \rightarrow \gamma_0$ and thus $\gamma_+ \rightarrow 2\gamma_0$ and $\gamma_- \rightarrow 0$. The collective energy shift Δ_c is divergent with $1/r^3$. A weak probe field can only resonantly excite $|+\rangle$ from $|gg\rangle$ since the collective energy shift Δ_c moves the transition between $|+\rangle$ and $|ee\rangle$ out of resonant with the probe field [29]. We can neglect the two-photon absorption for a weak probe field [28, 32]. The states $|gg\rangle$, $|+\rangle$ and $|-\rangle$ form a three-level system, as shown in Fig. 1 (a). The symmetric and the anti-symmetric states satisfy the requirement on the decoherence rates for EIT, i.e., $\gamma_+ \gg \gamma_-$ when $r \ll \lambda$. The eigenenergies of $|\pm\rangle$ states are split by the collective energy shift.

The challenge is how to resonantly couple $|+\rangle$ and $|-\rangle$ states. The key result of this Letter is that $|+\rangle$ and $|-\rangle$ states can be coupled by two off-resonant counter-propagating plane waves with different frequencies ν_1 and

ν_2 . If the frequency difference $\nu = \nu_1 - \nu_2$ matches the splitting between $|+\rangle$ and $|-\rangle$ states $2\Delta_c$, we obtain on resonance coupling via two Raman transitions as shown in Fig. 1 (b). The resulting Hamiltonian is (assuming $\hbar = 1$) [31],

$$H = \omega_+ |+\rangle\langle +| + \omega_- |-\rangle\langle -| + \Omega_c(t)(|+\rangle\langle -| + |-\rangle\langle +|) - \Omega_p(e^{-i\nu_p t}|+\rangle\langle gg| + h.c.), \quad (2)$$

where $\Omega_c(t) = \Omega_0 \sin(kr) \sin(\nu t - \phi)$ with $k = \nu_s/c$, $\nu_s = (\nu_1 + \nu_2)/2$, $r = x_1 - x_2$ and $\phi = k(x_1 + x_2)$ with $x_{1,2}$ being the coordinates of the two atoms along the propagation of the plane waves. The coupling strength $\Omega_0 = E^2 d^2 / (\omega - \nu_s)$ with E being the amplitude of the electric field of the plane waves, d being the transition matrix element of the atoms and ω being the single atom transition frequency. The transition frequencies of $|\pm\rangle$ states are $\omega_{\pm} = \omega \pm \Delta_c + \delta_u(t)$ with $\delta_u(t) = \Omega_0[1 + \cos(kr) \cos(\nu t - \phi)]$ being a universal Stark shift induced by the two plane waves.

The absorption spectra can be calculated by the Liouville equation,

$$\frac{\partial \rho}{\partial t} = -i[H, \rho] + \sum_{j=+,-} \frac{\gamma_j}{2} [2|gg\rangle\langle j|\rho|j\rangle\langle gg| - |j\rangle\langle j|\rho - \rho|j\rangle\langle j|]. \quad (3)$$

Since H is time-dependent with frequency ν , the coherence can be expanded $\langle +|\rho|gg\rangle = \sum_n \rho_{+gg}^{[n]} e^{i\nu n t}$. Eq.(3) can be solved with the Floquet theorem [33, 34] and the absorption is proportional to $\text{Im}\rho_{+gg}^{[0]}$, the imaginary part of the zero frequency coherence.

The counter-rotating wave terms of $\Omega_c(t)$ can be neglected for small distance between the two atoms and weak coupling field when $\Omega_0 \sin(kr) \ll \Delta_c$. We obtain typical EIT absorption spectra with two absorption peaks and one transparency point, as shown in the black curve of Fig. 2 (a). Here the probe detuning $\delta_p = \omega + \Delta_c + \Omega_0 - \nu_p$ has taken into account all the static energy shifts of $|+\rangle$ state, including Ω_0 , the static part of the universal Stark shift $\delta_u(t)$. The effect of the counter-rotating wave terms and the universal shift $\delta_u(t)$ emerge either when we increase the distance (reduce Δ_c) between the two atoms or increase the dynamic Stark shift Ω_0 (proportional to the intensity of the standing wave), which are demonstrated by the multiple side peaks in Fig. 2 (a).

We can use the following procedure for the subwavelength metrology, as shown in Fig. 2 (b). We first reduce the intensity of the standing wave to only allow two peaks to appear in the spectra. Then we tune the frequency difference ν until the two absorption peaks become symmetric, which yields the collective energy shift $\Delta_c = \nu/2$. The distance between the two atoms can be obtained by the relation between $\Delta_c(r)$ and r [31]. Since $\Delta_c(r) \propto 1/r^3$ for small distance $r \ll \lambda$, the sensitivity

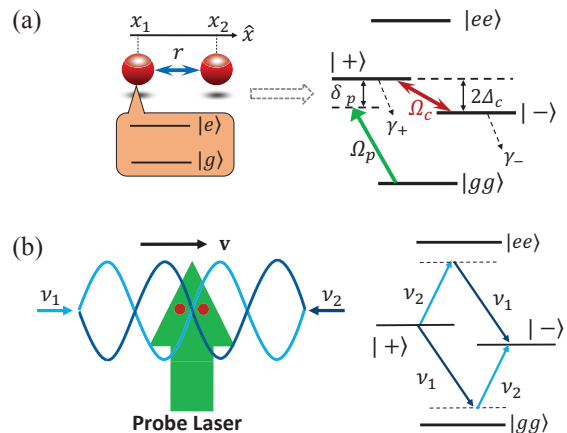


FIG. 1. (Color online) (a) Two two-level atoms form an EIT system with the symmetric (superradiant) state being the excited state and the anti-symmetric (subradiant) state being the metastable state. (b) The symmetric and anti-symmetric states are resonantly coupled by the Raman transitions of two counter-propagating plane waves. We can also understand this coupling as induced by the time-dependent difference between the dynamic Stark shifts of the two atoms induced by a moving standing wave with velocity $\mathbf{v} = \nu \hat{x}/2k$.

$\delta\Delta_c/\delta r \propto 1/r^4$. Compared with the existing proposals for subwavelength imaging of two interacting atoms with fluorescences [35], a natural preference for this EIT metrology is that both the dressing field and the probe fields are weak. This is in particular useful for the biological samples that cannot sustain strong laser fields.

The above mechanism can also be understood as a dynamic modulation of the transition frequency difference between the two atoms [31]. We notice that the difference between $|+\rangle$ and $|-\rangle$ states is a relative π phase factor between $|eg\rangle$ and $|ge\rangle$ states. If we can control the transition frequencies of the two atoms such that the states $|eg\rangle$ and $|ge\rangle$ have energy shifts Ω_c and $-\Omega_c$ respectively, an initial state of the symmetric state $|\psi(0)\rangle = |+\rangle$ evolves with time $|\psi(t)\rangle = (e^{-i\Omega_c t}|eg\rangle + e^{i\Omega_c t}|ge\rangle)/\sqrt{2}$. At $t = \pi/2\Omega_c$, we obtain $|\psi(t)\rangle = -i|-\rangle$. Therefore, the states $|+\rangle$ and $|-\rangle$ are coupled by an energy difference between the two atoms. In our scheme, the two counter propagating plane waves create a moving standing wave that induces a time-dependent dynamic Stark shift difference between the two atoms, $\Omega_c(t)$, which serves as the coupling field. This picture enables us to generalize the mechanism to many atoms, as shown later.

The single atom EIT [36] and the superradiance and subradiance of two ions [27] have been observed in experiments. The coupling between the symmetric and anti-symmetric states has also been realized with two atoms trapped in an optical lattice [37]. In particular, the cryogenic fluorescence of two interacting terrylene

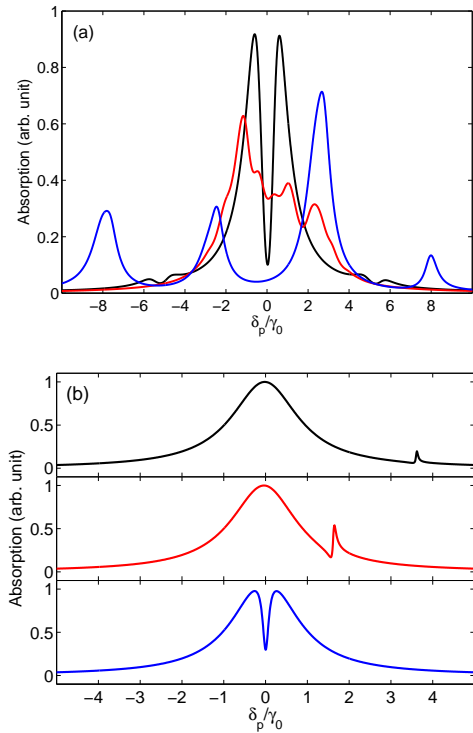


FIG. 2. (Color online) Absorption spectra of two-atom superradiance EIT. (a) The absorption spectra for different distances r and Rabi frequencies Ω_0 . Black line: $r = 0.1\lambda$ ($\Delta_c = 2.60\gamma_0$, $\gamma_c = 0.92\gamma_0$), $\Omega_0 = 2\gamma_0$; red line: $r = 0.2\lambda$ ($\Delta_c = 0.38\gamma_0$, $\gamma_c = 0.71\gamma_0$), $\Omega_0 = 2\gamma_0$ and blue line: $r = 0.1\lambda$, $\Omega_0 = 10\gamma_0$. The coupling field is on resonance for each case, $\nu = 2\Delta_c$. (b) The absorption spectra with different standing wave detunings. $\nu = 7\gamma_0$ (black line) $9\gamma_0$ (red line) $10.5\gamma_0$ (blue line). $\Omega_0 = \gamma_0$. When $\nu = 10.5\gamma_0 = 2\Delta_c$, the absorption spectrum is symmetric. From the relation between Δ_c and r , we obtain the distance between the two atoms $r = 0.08\lambda_0$, which agrees with the parameters that we set.

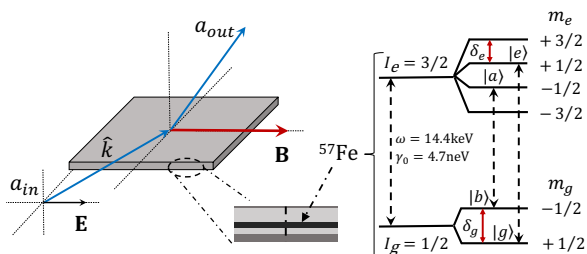


FIG. 3. Superradiance EIT in nuclear quantum optics. A thin-film cavity is probed by hard x-rays with grazing angle incidence. The ^{57}Fe nuclei are embedded in the center of the cavity. We add an oscillating magnetic field parallel to the electric field of the linearly polarized incident x-ray. Only the two transitions denoted by the dashed arrows between the magnetic Zeeman levels can happen. The energy difference of these two transitions serve as the effective coupling between the superradiant and subradiant states. The EIT spectra can be detected with the reflected signal.

molecules has been used for spectroscopy with nanometer resolution [28]. Due to different local electric fields, the two molecules have different transition frequencies, which corresponds to a static coupling field Ω_c . By introducing an oscillating electric field gradient or a moving standing wave, such a system can be exploited for the current EIT experiment of superradiance and subradiance. Very recently, superradiance was also observed from two silicon-vacancy centers embedded in diamond photonic crystal cavities [38], which provide another platform to realize this mechanism.

Generalization to many atoms.—The mechanism can be extended to large ensembles of two-level systems. Let us consider two atomic ensembles, one with $|e\rangle$ and $|g\rangle$, and the other with $|a\rangle$ and $|b\rangle$ as their excited and ground states. Each ensemble has N atoms and both ensembles are spatially mixed together. The transition frequency difference between the two atomic ensembles is within the linewidth such that a single photon can excite the two ensembles to a superposition of two timed Dicke states [39, 40],

$$|+\mathbf{k}\rangle = \frac{1}{\sqrt{2}}(|e_{\mathbf{k}}\rangle + |a_{\mathbf{k}}\rangle) \quad (4)$$

where

$$|e_{\mathbf{k}}\rangle = \frac{1}{\sqrt{N}} \sum_{n=1}^N e^{i\mathbf{k}\cdot\mathbf{r}_n} |g_1, \dots, e_n, \dots, g_N\rangle \otimes |b_1, b_2, \dots, b_N\rangle,$$

$$|a_{\mathbf{k}}\rangle = |g_1, g_2, \dots, g_N\rangle \otimes \frac{1}{\sqrt{N}} \sum_{n=1}^N e^{i\mathbf{k}\cdot\mathbf{s}_n} |b_1, \dots, a_n, \dots, b_N\rangle. \quad (5)$$

Here \mathbf{r}_n and \mathbf{s}_n are the positions of the n th atom in the two ensembles. \mathbf{k} is the wave vector of the single photon. The timed Dicke states $|e_{\mathbf{k}}\rangle$ and $|a_{\mathbf{k}}\rangle$ are excited from the same ground state $|G\rangle \equiv |g_1, g_2, \dots, g_N\rangle \otimes |b_1, b_2, \dots, b_N\rangle$ by a single photon. They have directional emission in the direction of \mathbf{k} , so as their superposition state $|+\mathbf{k}\rangle$, associated with enhanced decay rate and collective Lamb shift. On the other hand, the state

$$|-\mathbf{k}\rangle = \frac{1}{\sqrt{2}}(|e_{\mathbf{k}}\rangle - |a_{\mathbf{k}}\rangle), \quad (6)$$

is a subradiant state in the sense that its decay rate is estimated to be similar to that of a single atom [41]. The directional emissions of $|e_{\mathbf{k}}\rangle$ and $|a_{\mathbf{k}}\rangle$ are canceled because of the relative phase factor -1 between them. The collective Lamb shift of $|-\mathbf{k}\rangle$ can be very different from that of the $|+\mathbf{k}\rangle$ state.

We can dynamically couple $|+\mathbf{k}\rangle$ and $|-\mathbf{k}\rangle$ states in a well studied nuclear quantum optical system [11, 40, 42], as shown in Fig. 3. The nuclei embedded in a waveguide are ^{57}Fe with the transition frequency $\omega = 14.4\text{keV}$ and the linewidth $\gamma_0 = 4.7\text{neV}$. In the presence of a magnetic field, the ground and excited states with $I_g = 1/2$ and

$I_e = 3/2$ split into multiplets with Zeeman energy splitting δ_j ($j = e, g$). Applying a magnetic field \mathbf{B} parallel to the incident and outgoing electric fields \mathbf{E}_{in} and \mathbf{E}_{out} and perpendicular to \mathbf{k} , the linearly polarized input x-ray can only couple two transitions, as shown in Fig. 3. At room temperature, the populations on the two magnetic sub-levels of the ground state are approximately equal [40]. Here we can use a magnetically soft $^{57}\text{FeNi}$ absorber foil with zero magnetostriction [13] to avoid the mechanical sidebands and other complications in a time-dependent external magnetic field.

The Hamiltonian in the interaction picture can be written as,

$$H = \Omega_c(t)(|+\mathbf{k}\rangle\langle-\mathbf{k}|e^{-i\omega_0 t} + |-\mathbf{k}\rangle\langle+\mathbf{k}|e^{i\omega_0 t}) - \Omega_p(e^{-i\delta_p t}|+\mathbf{k}\rangle\langle G| + h.c.), \quad (7)$$

where $\Omega_c(t) = \Omega_1 \cos(\nu t)$ with $\Omega_1 = (\delta_g + \delta_e)/2$ is induced by a magnetic field $B = B_0 \cos \nu t$. ω_0 is the collective Lamb shift difference between the states $|+\mathbf{k}\rangle$ and $|-\mathbf{k}\rangle$. δ_p is the probe detuning from the $|+\mathbf{k}\rangle$ state. The reflectance of the thin film cavity is dominated by the coherence $|\rho_{+G}|^2$ where $\rho_{+G} \equiv \langle +\mathbf{k}|\rho|G\rangle$ (see [31]),

$$|R|^2 \propto \lim_{T \rightarrow \infty} \frac{1}{T} \int_0^T |\rho_{+G}(t)|^2 dt = \sum_n |\rho_{+G}^{[n]}|^2, \quad (8)$$

where we have made average in a time interval $T \gg 1/\nu$. The coherence ρ_{+G} has multiple frequency components $\rho_{+G}(t) = \sum_n \rho_{+G}^{[n]} e^{i2\nu t}$ due to the counter-rotating wave terms. Only when $\nu = 0$, no time average is needed.

The typical collective Lamb shift of ^{57}Fe nuclear ensemble is $5 \sim 10\gamma_0$ [11]. The internal magnetic field in the ^{57}Fe sample can be tens of Tesla in an external radio-frequency field [13, 43]. The effective coupling field Rabi frequency Ω_1 can be easily tuned from zero to $20\gamma_0$. The magnetic field amplitudes corresponding to the effective coupling strengths $\Omega_1 = 5\gamma_0$ and $\Omega_1 = 20\gamma_0$ taken in Fig. 4 (a) and (b) are $B_0 = 5.3\text{T}$ and $B_0 = 21.3\text{T}$, respectively.

The reflectance spectra can be used to investigate the effect of the counter-rotating wave terms of the coupling field and to determine the collective Lamb shift. For a relatively small Ω_1 , there are two dips in a single Lorentzian peak, as shown in Fig. 4 (a). The left and right ones correspond to the rotating and counter-rotating wave terms of the coupling field, respectively. The distance between the two dips is approximately 2ν . When $\nu = 0$, these two dips merge and the spectrum is the same as the one of the previous EIT experiments with a static coupling between two ensembles mediated by a cavity [15]. For a larger $\Omega_1 = 20\gamma_0$ in Fig. 4 (b), we still have the two dips since $\Omega_1 < \gamma_+$ and the vacuum induced coherence still exists [42], but we also have two peaks basically corresponding to the two magnetic transitions in Fig. 3.

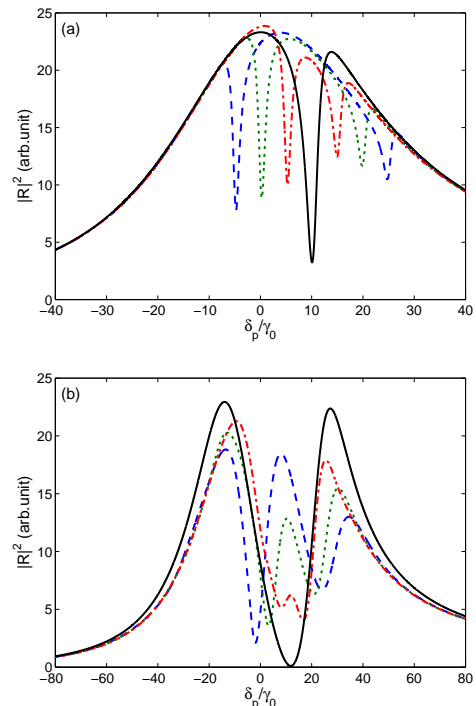


FIG. 4. (Color online) The reflectance of x-ray with effective Rabi frequencies (a) $\Omega_1 = 5\gamma_0$ and (b) $\Omega_1 = 20\gamma_0$. The decay rates of $|+\mathbf{k}\rangle$ and $|-\mathbf{k}\rangle$ are $\gamma_+ = 50\gamma_0$ and $\gamma_- = \gamma_0$. The collective Lamb shift difference $\omega_0 = 10\gamma_0$. The oscillation frequencies of the magnetic fields are $\nu = 15\gamma_0$ (blue dash dot line), $10\gamma_0$ (black solid line), $5\gamma_0$ (red dash line) and 0 (green dot line).

Compared with the result in [40] where $|+\mathbf{k}\rangle$ and $|-\mathbf{k}\rangle$ have the same energy and the magnetic field is static, here the two peaks are not symmetric for $\nu = 0$ due to a finite Lamb shift difference. Therefore, the results can be compared with experimental data to obtain the collective Lamb shifts.

In conclusion, we construct an EIT scheme by dynamically coupling the superradiant state with the subradiant state. The interaction between atoms can be measured by the EIT spectra. Compared with the EIT-like schemes with a static coupling in atomic ensembles [15, 17, 40, 42, 44], the local dynamical modulation of the transition frequencies of the atoms introduces a tunable detuning for the coupling field. Therefore, our scheme contains all the ingredients of EIT. In particular, for the systems where the splitting between the superradiant and subradiant states is larger than the decay rate of the superradiant state, the dynamic modulation can bring the EIT dip to the Lorentzian absorption peak of the superradiant state, as shown in Fig. 2 (b). The dynamic modulation enables a precise measurement of the distance between two atoms and brings new physics of the EIT point due to counter-rotating wave terms.

The authors thank G. Agarwal, A. Akimov, A.

Belyanin, J. Evers, O. Kocharovskaya, R. Röhlsberger and A. Sokolov for insightful discussions. We acknowledge the support of National Science Foundation Grant EEC-0540832 (MIRTHE ERC), Office of Naval Research (Award No. N00014-16-1-3054) and Robert A. Welch Foundation (Grant No. A-1261). Wei Feng was supported by China Scholarship Council (Grant No. 201504890006). H. Cai is supported by the Herman F. Heep and Minnie Belle Heep Texas A&M University Endowed Fund held/administered by the Texas A&M Foundation.

* whatarewe@tamu.edu

- [1] K.-J. Boller, A. Imamoglu, and S. E. Harris, Phys. Rev. Lett. **66**, 2593 (1991).
- [2] M. Fleischhauer, A. Imamoglu, and J. P. Marangos, Rev. Mod. Phys. **77**, 633 (2005).
- [3] L. V. Hau, S. E. Harris, Z. Dutton, and C. H. Behroozi, Nature (London) **397**, 594 (1999).
- [4] M. M. Kash, V. A. Sautenkov, A. S. Zibrov, L. Hollberg, G. R. Welch, M. D. Lukin, Y. Rostovtsev, E. S. Fry, and M. O. Scully, Phys. Rev. Lett. **82**, 5229 (1999).
- [5] O. Kocharovskaya, Y. Rostovtsev, and M. O. Scully, Phys. Rev. Lett. **86**, 628 (2001).
- [6] M. Fleischhauer and M. D. Lukin, Phys. Rev. Lett. **84**, 5094 (2000).
- [7] M. Fleischhauer and M. D. Lukin, Phys. Rev. A **65**, 022314 (2002).
- [8] M. D. Lukin, Rev. Mod. Phys. **75**, 457 (2003).
- [9] S. E. Harris, J. E. Field, and A. Imamoglu, Phys. Rev. Lett. **64**, 1107 (1990).
- [10] M. Jain, H. Xia, G. Y. Yin, A. J. Merriam, and S. E. Harris, Phys. Rev. Lett. **77**, 4326 (1996).
- [11] R. Röhlsberger, K. Schlage, B. Sahoo, S. Couet, and R. Rüffer, Science **328**, 1248 (2010).
- [12] P. Anisimov, Y. Rostovtsev, and O. Kocharovskaya, Phys. Rev. B **76**, 094422 (2007).
- [13] I. Tittonen, M. Lippmaa, E. Ikonen, J. Lindén, and T. Katila, Phys. Rev. Lett. **69**, 2815 (1992).
- [14] Mark Bates, Timothy R. Blosser, and Xiaowei Zhuang, Phys. Rev. Lett. **94**, 108101 (2005).
- [15] R. Röhlsberger, H.-C. Wille, K. Schlage, and B. Sahoo, Nature (London) **482**, 199 (2012).
- [16] D. Z. Xu, Yong Li, C. P. Sun, and Peng Zhang, Phys. Rev. A **88**, 013823 (2013).
- [17] A. A. Makarov, Phys. Rev. A **92**, 053840 (2015).
- [18] R. H. Dicke, Phys. Rev. **93**, 99 (1954).
- [19] R. H. Lehmann, Phys. Rev. A **2**, 883 (1970); **2**, 889 (1970).
- [20] G. S. Agarwal, in *Quantum Statistical Theories of Spontaneous Emission and Their Relation to Other Approaches*, edited by G. Höhler, Springer Tracts in Modern Physics Vol. 70 (Springer, Berlin, 1974).
- [21] M. O. Scully, Phys. Rev. Lett. **102**, 143601 (2009).
- [22] M. Scully, Laser Phys. **17**, 635 (2007).
- [23] D. W. Wang, Z. H. Li, H. Zheng, and S.-Y. Zhu, Phys. Rev. A **81**, 043819 (2010).
- [24] D. Petrosyan and G. Kurizki, Phys. Rev. Lett. **89**, 207902 (2002).
- [25] A. Muthukrishnan, G. S. Agarwal, and M. O. Scully, Phys. Rev. Lett. **93**, 093002 (2004).
- [26] P. Grangier, A. Aspect, and J. Vigue, Phys. Rev. Lett. **54**, 418 (1985).
- [27] R. G. DeVoe and R. G. Brewer, Phys. Rev. Lett. **76**, 2049 (1996).
- [28] C. Hettich, C. Schmitt, J. Zitzmann, S. Kühn, I. Gerhardt, and V. Sandoghdar, Science **298**, 385 (2002).
- [29] A. Gaetan, Y. Miroshnychenko, T. Wilk, A. Chotia, M. Viteau, D. Comparat, P. Pillet, A. Browaeys, and P. Grangier, Nature Physics, **5** (2), 115 (2009).
- [30] B. H. McGuyer, M. McDonald, G. Z. Iwata, M. G. Tarallo, W. Skomorowski, R. Moszynski, and T. Zelevinsky, Nature Physics **11**, 32 (2016).
- [31] See Supplemental Material at XXXX, which includes Refs. XXXX.
- [32] G. V. Varada and G. S. Agarwal, Phys. Rev. A **45**, 6721 (1992).
- [33] G. S. Agarwal and N. Nayak, J. Opt. Soc. Am. B **1**, 164 (1984).
- [34] D.-W. Wang, R.-B. Liu, S.-Y. Zhu, and M. O. Scully, Phys. Rev. Lett. **114**, 043602 (2015).
- [35] J.-T. Chang, J. Evers, M. O. Scully, and M. S. Zubairy, Phys. Rev. A **73**, 031803 (2006).
- [36] Martin Mücke, Eden Figueroa, Joerg Bochmann, Carolin Hahn, Karim Murr, Stephan Ritter, Celso J. Villas-Boas, and Gerhard Rempe, Nature **465**, 755 (2010).
- [37] S. Trotzky, Y.-A. Chen, U. Schnorrberger, P. Cheinet, and I. Bloch, Phys. Rev. Lett. **105**, 265303 (2010).
- [38] A. Sipahigil, R. E. Evans, D. D. Sukachev, M. J. Burek, J. Borregaard, M. K. Bhaskar, C. T. Nguyen, J. L. Pacheco, H. A. Atikian, C. Meuwly, R. M. Camacho, F. Jelezko, E. Bielejec, H. Park, M. Loncar, and M. D. Lukin, Science **354**, 847 (2016).
- [39] M. O. Scully, E. S. Fry, C. H. R. Ooi, and K. Wodkiewicz, Phys. Rev. Lett. **96**, 010501 (2006).
- [40] K. P. Heeg and J. Evers, Phys. Rev. A **88**, 043828 (2013).
- [41] M. O. Scully, Phys. Rev. Lett. **115**, 243602 (2015).
- [42] K. P. Heeg, H.-C. Wille, K. Schlage, T. Guryeva, D. Schumacher, I. Uschmann, K. S. Schulze, B. Marx, T. Kämpfer, G. G. Paulus, R. Röhlsberger, and J. Evers, Phys. Rev. Lett. **111**, 073601 (2013).
- [43] J. Hannon and G. Trammell, Hyperfine Interact. **123-124**, 127 (1999).
- [44] K. P. Heeg and J. Evers, Phys. Rev. A **91**, 063803 (2015).