

Short-baseline Reactor Neutrino Oscillation

Seon-Hee Seo¹

¹*Seoul National University*

Department of Physics and Astronomy

1 Gwanak-ro, Gwanak-gu, Seoul 08826, Korea

*

(Dated: July 16, 2018)

Abstract

The successful measurements of the smallest neutrino mixing angle, θ_{13} , in 2012 by the short (1~2 km) baseline reactor neutrinos experiments, Daya Bay, RENO, and Double Chooz, have triggered a golden age of neutrino physics. The three experiments have been improving the θ_{13} measurements by accumulating event statistics and reducing systematic uncertainties. Now the θ_{13} measurement is the most precise one among the mixing angles in the Pontecorvo-Maki-Nakagawa-Sakata matrix. The most updated θ_{13} and Δm_{ee}^2 measurements from these experiments are reported here as well as the 5 MeV excess, absolute reactor neutrino flux and sterile neutrino search. The best final precision on the $\sin^2 2\theta_{13}$ ($|\Delta m_{ee}^2|$) measurement is expected to be $\sim 3\%$ ($\sim 3\%$). A combined analysis from the three experiments will reduce the uncertainty and the relevant activity has started recently.

*Electronic address: shseo@phya.snu.ac.kr

I. INTRODUCTION

Reactor neutrinos have played important role in neutrino physics starting from the discovery of the neutrinos in 1954 by Reines and Cowan group [1] to definitive measurement of θ_{13} in 2012 by the short-baseline (1~2 km) reactor neutrino experiments, Daya Bay [2] and RENO [3]. A reactor is a copious source of electron anti-neutrinos ($\bar{\nu}_e$) producing $\sim 2.2 \times 10^{20} \bar{\nu}_e$ per GW_{th} . The total thermal powers from the reactors of these experiments are 17.4 GW_{th} (Daya Bay), 16 GW_{th} (RENO), and 8.5 GW_{th} (Double Chooz). The $\bar{\nu}_e$ survival probability [4] is written as

$$\begin{aligned}
 P(\bar{\nu}_e \rightarrow \bar{\nu}_e) &= 1 - \sin^2 2\theta_{13}(\cos^2 \theta_{12} \sin^2 \Delta_{31} + \sin^2 \theta_{12} \sin^2 \Delta_{32}) - \cos^4 \theta_{13} \sin^2 2\theta_{12} \sin^2 \Delta_{21} \\
 &\approx 1 - \sin^2 2\theta_{13} \sin^2 \Delta_{ee} - \cos^4 \theta_{13} \sin^2 2\theta_{12} \sin^2 \Delta_{21},
 \end{aligned}
 \tag{1}$$

where $\Delta_{ij} \equiv 1.267 \Delta m_{ij}^2 L / E_\nu$, E_ν is the $\bar{\nu}_e$ energy in MeV, L is the distance between the reactor and detector in meters, and Δm_{ee}^2 is the effective neutrino mass squared difference in eV^2 and defined as $\Delta m_{ee}^2 \equiv \cos^2 \theta_{12} \Delta m_{31}^2 + \sin^2 \theta_{12} \Delta m_{32}^2$ [5]. By measuring deficit of $\bar{\nu}_e$ at a short base-line the θ_{13} can be measured.

Daya Bay, RENO and Double Chooz experiments used basically the same experimental technique to measure θ_{13} . They have used liquid scintillator as neutrino target and detected positron and neutron from the Inverse Beta Decay (IBD) process: $\bar{\nu}_e + p \rightarrow e^+ + n$. The positron gives a prompt signal and the neutron gives a delayed signal when captured by neutron-philic elements like Gadolinium or Hydrogen with delay time of ~ 30 (~ 200) μs for neutron capture on Gd (H).

The three experiments have adopted cylindrical shape detectors consisting of four different layers of concentric cylinder vessels. Each region is filled with different liquids and is named as target, gamma-catcher, buffer and veto from the inner-most to outer-most order. Target is filled with Gd doped (0.1%) liquid scintillator in an acrylic vessel, gamma-catcher is filled with undoped liquid scintillator in an acrylic vessel, buffer is filled with mineral oil in a iron vessel where photo-multiplier tubes (PMTs) are attached, and veto is filled with purified water in a concrete cavity. Table I summarizes the detector components for each experiment.

Since it has been well known that there is a big ($\sim 6\%$) uncertainty in reactor neutrino flux [6] it is required to build two identical detectors by locating one at near and the other at far sites to be able to measure the smallest neutrino mixing angle θ_{13} . The detectors

are located underneath a hill to reduce spallation background. Table II shows overburden of each detector from the three experiments. By performing far to near ratio measurement the systematic uncertainty on the reactor neutrino flux is reduced. All three experiments have built two identical detectors and RENO is the first reactor neutrino experiment which started taking data using both detectors in 2011.

II. THE θ_{13} AND $|\Delta m_{ee}^2|$ MEASUREMENTS

Since after the first discovery measurement of θ_{13} in 2012, more precise measurements have been done by increasing event statistics and reducing systematic uncertainties by Daya Bay [7, 8], RENO [9, 10], and Double Chooz [11, 12]. There are two types of independent measurements depending on neutron capture on Gd (n-Gd) or on H (n-H). Table III and Fig. 1 summarize the latest results from the three experiments compared with the ones reported in PDG 2014 [13].

III. THE 5 MEV EXCESS

The first indication of the 5 MeV excess was raised by RENO in 2012 [14] and then quantitatively shown for the first time by RENO in 2014 [15] where RENO claimed that the 5 MeV excess is from the reactor neutrinos not predicted by Mueller and Huber model [16, 17]. Double Chooz also showed the evidence of the 5 MeV excess in 2014 [18] and later Daya Bay also showed the 5 MeV excess [19].

The most updated 5 MeV excess results are shown in Fig. 2 and they are 9σ significance

TABLE I: Inner detector components and reactor total thermal power for Daya Bay, RENO and Double Chooz.

Region	Vessel	Liquids	Daya Bay	RENO	Double Chooz
Target	acrylic	liquid scint. (0.1% Gd)	20 ton ($\times 4$)	16 ton	10 ton
Gamma-catcher	acrylic	un-doped liquid scint.	20 ton ($\times 4$)	30 ton	20 ton
Buffer	iron	mineral oil	37 ton	65 ton	100 ton
Thermal power			17.4 GW _{th}	16 GW _{th}	8.5 GW _{th}

TABLE II: Overburden of each detector from Daya Bay, RENO and Double Chooz. The unit m.w.e represents meter water equivalent.

Experiments	Daya Bay	RENO	Double Chooz
Near	250, 265 m.w.e	120 m.w.e	120 m.w.e
Far	860 m.w.e	450 m.w.e	300 m.w.e

TABLE III: The most updated $\sin^2 2\theta_{13}$ and $|\Delta m_{ee}^2|$ measurements from IBD n-Gd and n-H analyses by Daya Bay [7, 8], RENO [9, 10] and Double Chooz [11, 12].

Type	Experiments	Daya Bay	RENO	Double Chooz
n-Gd	$\sin^2 2\theta_{13}$	0.084 ± 0.003	0.082 ± 0.010	0.111 ± 0.018
n-Gd	$ \Delta m_{ee}^2 $	$[2.50 \pm 0.08] \times 10^{-3} \text{eV}^2$	$[2.62^{+0.24}_{-0.26}] \times 10^{-3} \text{eV}^2$	--
n-H	$\sin^2 2\theta_{13}$	0.071 ± 0.011	0.086 ± 0.019	$0.095^{+0.038}_{-0.039}$

at RENO and 4.4σ (3.0σ) local (global) significance at Daya Bay. RENO has tried to identify the correlation between the 5 MeV excess and ^{235}U fraction as shown in Fig. 3. The black (blue) dotted line represents flat (first order polynomial) fitting but the uncertainty is currently too big to make any conclusion. More details on the 5 MeV excess are discussed in [20–24].

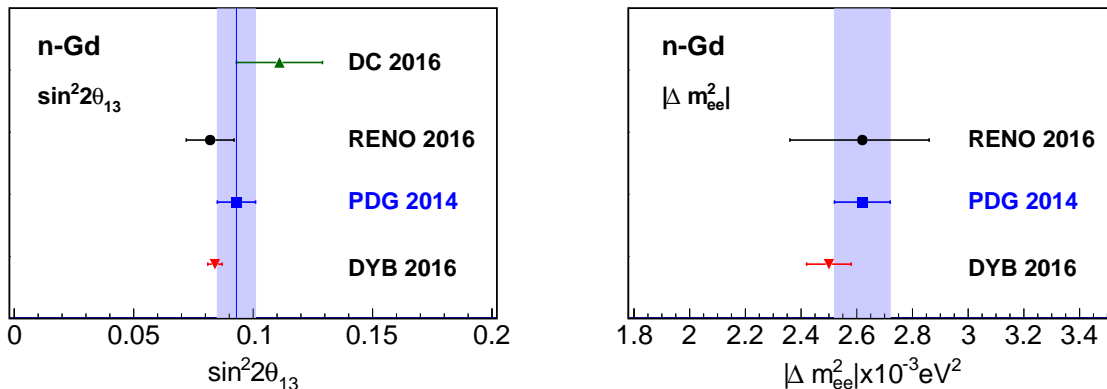


FIG. 1: (Colors online) The latest θ_{13} and Δm_{ee}^2 measurements from IBD n-Gd analyses by Daya Bay [7], RENO [9] and Double Chooz [11].

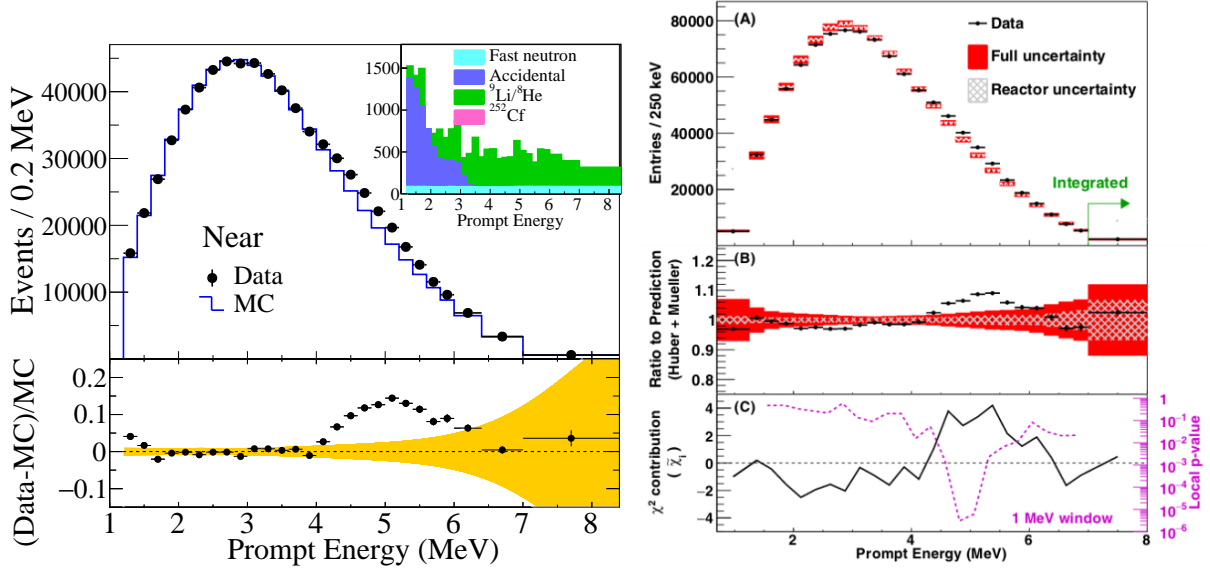


FIG. 2: (Colors online) The 5 MeV excesses observed by RENO [10] (left panel) and Daya Bay [25] (right panel).

IV. ABSOLUTE REACTOR NEUTRINO FLUX

According to the very short-baseline (< 100 m) reactor experiments the absolute reactor neutrino flux are measured to be less than what is expected from Mueller and Huber model [16, 17]. The deficit could be interpreted as a sterile neutrino oscillation [6]. Daya Bay [25] and RENO [10] also measured the absolute reactor neutrino flux and they independently obtain about 3σ deficit from the Mueller and Huber model. Their measurements are 0.946 ± 0.020 (Daya Bay) and 0.946 ± 0.021 (RENO). Figure 4 shows the absolute reactor neutrino flux measurements from Daya Bay and RENO as well as the very short-baseline reactor experiments.

V. STERILE NEUTRINO SEARCH

Four (3+1) neutrino oscillation scheme can be applied to the same data set used in the θ_{13} analysis based on three neutrino oscillation scheme. According to Daya Bay [26] and RENO [10] using the four neutrino oscillation scheme no evidence of sterile neutrino is found, and their exclusion regions are determined as shown in Fig. 5.

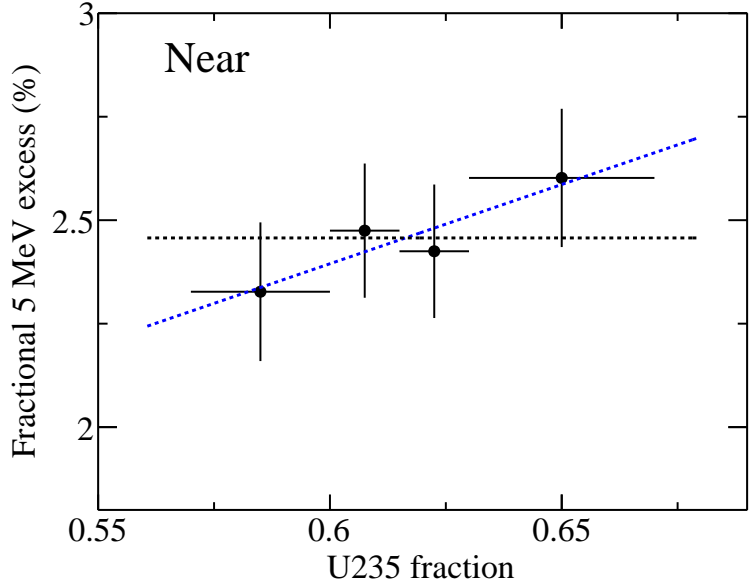


FIG. 3: (Colors online) Correlation between the 5 MeV excess and ^{235}U fraction by RENO near detector [10]. The current uncertainty needs to be reduced to draw any conclusion.

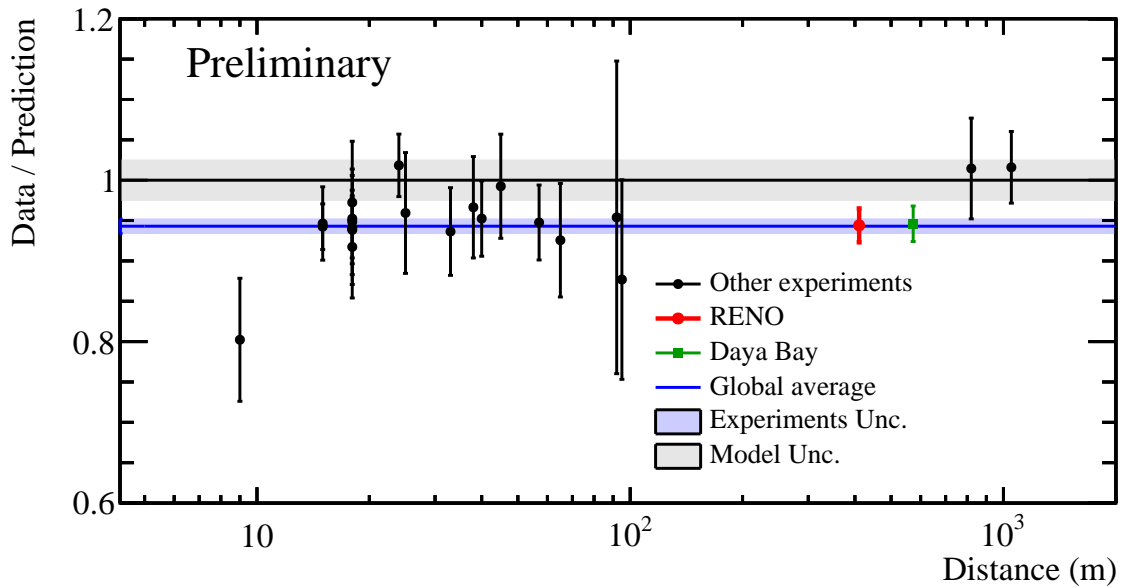


FIG. 4: (Colors online) Absolute neutrino fluxes. The measured points are systematically below the prediction [16, 17]. RENO and Daya Bay results agree well with previous measurements by very short-baseline reactor neutrino experiments.

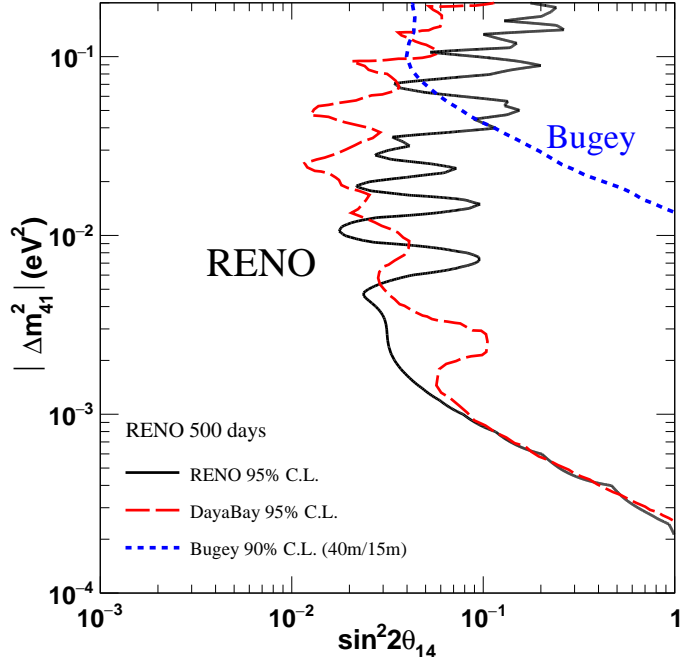


FIG. 5: (Colors online) Sterile neutrino search exclusion (90% CL) regions by Daya Bay (red dashed line) [26] and RENO (black solid line) [10].

VI. SUMMARY AND PROSPECTS

The short-baseline reactor neutrino experiments have been very successful at measuring the smallest neutrino mixing angle θ_{13} . The latest measured values on θ_{13} and $|\Delta m_{ee}^2|$ are summarized in Table III. Precise measurement on θ_{13} is important since it affects the measurements of other oscillation parameters and can be achieved by increasing event statistics and reducing systematic uncertainties. Table IV shows the future prospects on the $\sin^2 2\theta_{13}$ and $|\Delta m_{ee}^2|$ measurements by Daya Bay, RENO and Double Chooz. Combining the results from the three experiments might be possible so that the uncertainty on θ_{13} measurement can be further reduced. To discuss such a possibility the three experiments have had the first workshop in Seoul in 2016. This θ_{13} combined analysis workshop is expected to be continued in the near future.

The observation of the 5 MeV excess was a serendipity that enabled many active researches on understanding reactor neutrino flux model. Currently it is not clear there is any correlation between the 5 MeV excess and ^{235}U fraction according to RENO. Both Daya Bay and RENO showed deficit of absolute reactor neutrino flux in 3σ level consistent with the

TABLE IV: Future prospects on $\sin^2 2\theta_{13}$ and $|\Delta m_{ee}^2|$ measurements by Daya Bay, RENO and Double Chooz.

Experiments	Daya Bay	RENO	Double Chooz
Total data	6 years	5 years	3 years for two detectors
$\sin^2 2\theta_{13}$	$\sim 3\%$	$\sim 5\%$	$\sim 10\%$
$ \Delta m_{ee}^2 $	$\sim 3\%$	$\sim 5\%$	--

previous very short-baseline reactor neutrino measurements. Using 3+1 neutrino oscillation scheme both Daya Bay and RENO have not found any evidence of sterile neutrinos and set 95% CL exclusion regions in $\sin^2 2\theta_{14}$ and Δm_{14}^2 space.

-
- [1] C. L. Cowan Jr., F. Reines, F. B. Harrison, H. W. Kruse, and A. D. McGuire, *Science* **124** (3212) 103-4 (1956).
 - [2] F. P. An *et al.* (Daya Bay Collaboration), *Phys. Rev. Lett.* **108**, 171803 (2012).
 - [3] J. K. Ahn *et al.* (RENO Collaboration), *Phys. Rev. Lett.* **108**, 191802 (2012).
 - [4] S. T. Petcov and M. Piai, *Phys. Lett. B* **533**, 94 (2002).
 - [5] H. Nunokawa, S. Parke, and R. Zukanovich Funchal, *Phys. Rev. D* **72**, 013009 (2005); S. Parke, *Phys. Rev. D* **93**, 053008 (2016).
 - [6] G. Mention *et al.*, *Phys. Rev. D* **83** 073006 (2011).
 - [7] F. P. An *et al.* (Daya Bay Collaboration), arXiv:1610.04802 (2016).
 - [8] F. P. An *et al.* (Daya Bay Collaboration), *Phys. Rev. D* **93**, 072011 (2016).
 - [9] J. H. Choi *et al.* (RENO Collaboration), *Phys. Rev. Lett.* **1116**, 211801 (2016); S. H. Seo *et al.* (RENO Collaboration), arXiv:1610.04326.
 - [10] See a talk given by K. K. Joo at the Neutrino Conference in London, UK 2016.
 - [11] See a talk given by M. Ishitsuka at the 51st Recontres de Moriond EW 2016.
 - [12] Y. Abe *et al.* (Double Chooz Collaboration), *JHEP* **01** (2016) 163.
 - [13] K. A. Olive *et al.* (Particle Data Group), *Chin. Phys. C* **38**, 090001 (2014).
 - [14] See a talk given by S. B. Kim at the Neutrino Conference in Kyoto, Japan 2012.
 - [15] S. H. Seo, Neutrino 2014, AIP Conf. Proc., E. Kearns and G. Feldman ed. p. 080002 (2015).

- [16] T. A. Mueller *et al.*, Phys. Rev. C **83**, 054615 (2011).
- [17] P. Huber, Phys. Rev. C **84**, 024617 (2011); **85**, 029901(E) (2012).
- [18] See a talk given by H. Kerret at the Neutrino Conference in Boston, USA 2014.
- [19] W. Zhong, ICHEP 2014, Nucl. Part. Phys. Proc. 273-275 1847 (2016).
- [20] D. A. Dwyer and T. J. Langford, Phys. Rev. Lett. **114**, 012502 (2015).
- [21] A. C. Hayes, J. L. Friar, G. T. Garvey, D. Ibeling, G. Jungman, T. Kawano, and R. W. Mills, Phys. Rev. D **92**, 033015 (2015).
- [22] A. C. Hayes and P. Vogel, Ann. Rev. Nucl. Part. Sci. **66**, 219 (2016).
- [23] A. A. Sonzogni, E. A. McCutchan, T. D. Johnson, and P. Dimitriou, Phys. Rev. Lett. **116**, 132502 (2016).
- [24] P. Huber, arXiv:1609.03910 [hep-ph].
- [25] F. P. An *et al.* (Daya Bay Collaboration), Chin. Phys. C, **41**, 013002 (2017).
- [26] P. Adamson *et al.* (Daya Bay Collaboration, MINOS Collaboration), Phys. Rev. Lett. **117**, 151801 (2016).