

Towards a tropical Hodge bundle

Bo Lin and Martin Ulirsch

Abstract The moduli space M_g^{trop} of tropical curves of genus g is a generalized cone complex that parametrizes metric vertex-weighted graphs of genus g . For each such graph Γ , the associated canonical linear system $|K_\Gamma|$ has the structure of a polyhedral complex. In this article we propose a tropical analogue of the Hodge bundle on M_g^{trop} and study its basic combinatorial properties. Our construction is illustrated with explicit computations and examples.

1 Introduction

Let $g \geq 2$ and denote by \mathcal{M}_g the moduli space of smooth algebraic curves of genus g . The *Hodge bundle* Λ_g is a vector bundle on \mathcal{M}_g whose fiber over a point $[C]$ in \mathcal{M}_g is the vector space $H^0(C, \omega_C)$ of holomorphic differentials on C . One can think of the total space of Λ_g as parametrizing pairs (C, ω) consisting of a smooth algebraic curve and a differential ω on C . Since for every curve C the canonical linear system $|K_C|$ can be identified with the projectivization $\mathbb{P}(H^0(C, \omega_C))$, the total space of the projectivization $\mathcal{H}_g = \mathbb{P}(\Lambda_g)$ of Λ_g parametrizes pairs (C, D) consisting of a smooth algebraic curve C and a canonical divisor D on C ; it is referred to as the *projective Hodge bundle*. Let $\pi : \mathcal{C}_g \rightarrow \mathcal{M}_g$ be the universal curve on \mathcal{M}_g . We may define Λ_g formally as the pushforward $\pi_* \omega_g$ of the relative dualizing sheaf ω_g on \mathcal{C}_g over \mathcal{M}_g .

The Hodge bundle is of fundamental importance when describing the geometry of \mathcal{M}_g . For example, its Chern classes, the so-called λ -classes, form an important collection of elements in the tautological ring on \mathcal{M}_g (see [31] for an introductory

Bo Lin

Department of Mathematics, University of California, Berkeley, Berkeley, CA 94720, e-mail: linbo@math.berkeley.edu

Martin Ulirsch

Fields Institute for Research in Mathematical Sciences, University of Toronto, 222 College Street, Toronto, Ontario M5T 3J1 e-mail: mulirsch@fields.utoronto.ca

survey). The Hodge bundle admits a natural stratification by prescribing certain pole and zero orders (m_1, \dots, m_n) such that $m_1 + \dots + m_n = 2g - 2$ and the study of natural compactifications of these components has recently seen an surge from both the perspective of algebraic geometry as well as from Teichmüller theory (see e.g. [4]).

In tropical geometry, the natural analogue of \mathcal{M}_g is the moduli space M_g^{trop} that parametrizes isomorphism classes $[\Gamma]$ of stable tropical curves Γ of genus g . In Section 2 below we are going to recall the construction of this moduli space. In particular, we are going to see how this moduli space naturally admits the structure of a generalized cone complex whose cones are in a natural order-reversing one-to-one correspondence with the boundary strata of the Deligne-Mumford compactification $\overline{\mathcal{M}}_g$ of \mathcal{M}_g (see [1] as well as Section 2 below for details).

We also refer the reader to [19], [20], [24], and [25] for the theory in genus $g = 0$ (with marked points), to [7], [10], [13], [16], and [32] for its connections to the tropical Torelli map, as well as to [1], [11], [12], and [30] for connections of M_g^{trop} (and some of its variants) to non-Archimedean analytic geometry and to [14] and [15] for an in-depth study of the topology of $M_{g,n}^{trop}$. We, in particular, highlight the two survey papers [8] and [9].

Let Γ be a tropical curve. We denote by K_Γ the canonical divisor on Γ and by $\text{Rat}(\Gamma)$ the group of piecewise integer linear functions on Γ (see Section 3 below for details). In this note we propose tropical analogues of the affine and the projective Hodge bundle, and study their basic combinatorial properties.

Definition 1.1. As a set, the *tropical Hodge bundle* Λ_g^{trop} is given as

$$\Lambda_g^{trop} = \{([\Gamma], f) \mid [\Gamma] \in M_g^{trop} \text{ and } f \in \text{Rat}(\Gamma) \text{ such that } K_\Gamma + (f) \geq 0\}$$

and the *projective tropical Hodge bundle* \mathcal{H}_g^{trop} is given as

$$\mathcal{H}_g^{trop} = \{([\Gamma], D) \mid [\Gamma] \in M_g^{trop} \text{ and } D \in |K_\Gamma|\}.$$

The associations $([\Gamma], f) \mapsto [\Gamma]$ and $([\Gamma], D) \mapsto [\Gamma]$ define natural projection maps $\Lambda_g^{trop} \rightarrow M_g^{trop}$ and $\mathcal{H}_g^{trop} \rightarrow M_g^{trop}$, which, in a slight abuse of notation, we denote both by π_g .

In [18, 22, 26] the authors describe a structure of a polyhedral complex on the linear system $|D|$ associated to a divisor D on a tropical curve Γ ; we are going to review this description in Section 3 below. We also, in particular, highlight the first authors [23], where he presents algorithms for computing this polyhedral complex. Our main result is the following:

Theorem 1.2. *Let $g \geq 2$.*

- (i) *The tropical Hodge bundle Λ_g^{trop} and the projective tropical Hodge bundle \mathcal{H}_g^{trop} carry the structure of a generalized cone complex.*
- (ii) *The dimensions of Λ_g^{trop} and \mathcal{H}_g^{trop} are given by*

$$\dim \Lambda_g^{trop} = 5g - 4 \quad \text{and} \quad \dim \mathcal{H}_g^{trop} = 5g - 5$$

projective algebraic Hodge bundle via non-Archimedean analytic geometry and exhibit a natural *realizability problem*.

2 Moduli of tropical curves

A *tropical curve* is a finite metric graph Γ (with a fixed minimal model G) together with a genus function $h : V(G) \rightarrow \mathbb{Z}_{\geq 0}$. The *genus* of Γ (or of G) is defined to be

$$g(\Gamma) = g(G) = b_1(G) + \sum_{v \in V(G)} h(v)$$

where $b_1(G)$ denotes the Betti number of G . In the above sum one should think of the vertex-weight terms as the contributions of $h(v)$ infinitesimally small loops at every vertex v . We say a tropical curve Γ (or the graph G) is *stable*, if for every vertex $v \in V(G)$ we have

$$2h(v) - 2 + |v| > 0, \quad (1)$$

where $|v|$ denotes the valence of G at v .

Definition 2.1. As a set, the *moduli space* M_g^{trop} of stable tropical curves of genus g is given as

$$M_g^{trop} = \{ \text{isomorphism classes } [\Gamma] \text{ of stable tropical curves of genus } g \}.$$

Let us now recall from [1] the description of M_g^{trop} as a generalized extended cone complex.

Proposition 2.2 ([1] Section 4). *The moduli space M_g^{trop} carries the structure of a generalized rational polyhedral cone complex that is equi-dimensional of dimension $3g - 3$.*

First, recall that a morphism $\tau \rightarrow \sigma$ between rational polyhedral cones is said to be a *face morphism*, if it induces an isomorphism onto a face of σ . Note that we explicitly allow the class of face morphisms to include all isomorphisms. A *generalized (rational polyhedral) cone complex* is a topological space Σ that arises as a colimit of a finite diagram of face morphisms (see [1, Section 2] and [29, Section 3.5] for details).

In order to understand this structure on M_g^{trop} , we observe that it is given as a colimit

$$M_g^{trop} = \lim_{\rightarrow} \tilde{M}_G,$$

of rational polyhedral cones \tilde{M}_G taken over a category J_g . Let us go into some more detail:

1. The category J_g is defined as follows:

- its objects are stable vertex-weighted graphs (G, h) of genus g , and
- its morphisms are generated by *weighted edge contractions* $G \rightarrow G/e$ for an edge e of G as well as by the automorphisms of all (G, h) .

Here a *weighted edge contraction* $c : G \rightarrow G/e$ is an edge contraction such that for every vertex v in G/e we have

$$g(c^{-1}(v)) = h(v) .$$

2. Moreover, for every graph G we denote by

$$\tilde{M}_G = \mathbb{R}_{\geq 0}^{E(G)}$$

the parameter space of all possible edge lengths on G .

3. The association $G \mapsto \tilde{M}_G$ defines a contravariant functor $J_g \rightarrow \mathbf{RPC}_{\mathbb{Z}}$ from J_g to the category of rational polyhedral cones. It associates to a weighted edge contraction $G \rightarrow G/e$ the embedding of the corresponding face of \tilde{M}_G^{trop} and to an automorphism of G the automorphism of \tilde{M}_G that permutes the entries correspondingly.

We note hereby that we have a decomposition into locally closed subsets

$$M_g^{trop} = \bigsqcup_G \mathbb{R}_{> 0}^{E(G)} / \text{Aut}(G) ,$$

where the disjoint union is taken over the objects in J_g , i.e. over all isomorphism classes of stable finite vertex-weighted graphs G of genus g .

Example 2.3 ([13] Theorem 2.12). For a d -dimensional cone complex C , its f -vector is defined as (f_0, f_1, \dots, f_d) , where f_i is the number of i -dimensional cones in C . The 12-dimensional moduli space M_5^{trop} has 4555 cells; its f -vector is given by

$$f(M_5^{trop}) = (1, 3, 11, 34, 100, 239, 492, 784, 1002, 926, 632, 260, 71) .$$

Remark 2.4. Earlier approaches, such as [7], [8], [10], [13], [16], and [32], used to refer to the structure of a generalized cone complex as a *stacky fan*. Since there is a closely related, but not equivalent, notion of the same name in the theory of toric stacks we prefer to follow the terminology of generalized cone complexes introduced in [1].

3 Linear systems on tropical curves

Let Γ be a tropical curve. A *divisor* on Γ is a finite formal \mathbb{Z} -linear sum

$$D = \sum_i a_i p_i ,$$

over points p_i in Γ , i.e. D is an element in the free abelian group $\text{Div}(\Gamma)$ on the points of Γ . The *degree* $\deg(D)$ of a divisor $D = \sum_i a_i p_i$ is defined to be the integer $\sum_i a_i$. We say $D = \sum_i a_i p_i$ is *effective*, if $a_i \geq 0$ for all i .

A *rational function* on Γ is a continuous function $f : \Gamma \rightarrow \mathbb{R}$ whose restriction to every edge is a piecewise linear integral affine function. Given a rational function f on Γ as above and a point $p \in \Gamma$, the *order* $\text{ord}_p(f)$ of f at p is defined to be the sum of the outgoing slopes of f emanating from p . Observe that $\text{ord}_p(f)$ is equal to zero for all but finitely many points $p \in \Gamma$. So we have a map

$$\begin{aligned} (\cdot) : \text{Rat}(\Gamma) &\longrightarrow \text{Div}(\Gamma) \\ f &\longmapsto (f) = \sum_p \text{ord}_p(f) \cdot p. \end{aligned}$$

Divisors of the form (f) for a function $f \in \text{Rat}(\Gamma)$ form a subgroup $\text{PDiv}(\Gamma)$ of $\text{Div}(\Gamma)$ and are referred to as the *principal divisors* on Γ . Two divisors D and D' on Γ are said to be *equivalent* (written as $D \sim D'$), if $D - D' \in \text{PDiv}(\Gamma)$, i.e. if there is a rational function $f \in \text{Rat}(\Gamma)$ such that $D + (f) = D'$. Note that the continuity of f implies that $\deg(f) = 0$.

Let us now define the main players of this game:

Definition 3.1. Let D be a divisor of degree n on a tropical curve Γ .

1. Denote by $R(D)$ the set

$$R(D) = \{f \in \text{Rat}(\Gamma) \mid D + (f) \geq 0\}.$$

For $f \in R(D)$, the divisor $D + (f)$ is supported in $\deg(D + (f)) = \deg(D) = n$ points (counted with multiplicity). We may therefore define:

$$S(D) = \{(f, p_1, \dots, p_n) \mid f \in \text{Rat}(\Gamma) \text{ and } p_1, \dots, p_n \in \Gamma \\ \text{such that } D + (f) = p_1 + \dots + p_n \geq 0\}.$$

2. The *linear system* $|D|$ associated to D is the set

$$|D| = \{D' \in \text{Div}(\Gamma) \mid D' \geq 0 \text{ and } D \sim D'\}.$$

Observe that $R(D) = S(D)/S_n$, where the symmetric group S_n acts on $S(D)$ by permutation of the points p_1, \dots, p_n . Moreover, the additive group $\mathbb{R} = (\mathbb{R}, +)$ operates on $R(D)$ by adding a constant function and, taking the quotient under this operation, we obtain that

$$R(D)/\mathbb{R} = |D|,$$

since $(f) = 0$ if and only if f is a constant function on Γ .

The spaces $S(D)$, $R(D)$, and $|D|$ are known to carry the structure of a polyhedral complex (see e.g. [26] or [18]). The following proposition is a more detailed version of [18, Lemma 1.9].

Proposition 3.2. *Given a divisor D on a tropical curve Γ , the space $S(D)$ has the structure of a polyhedral complex. Choose an orientation for each edge e of Γ , identifying it with the open interval $[0, l(e)]$. Then the cells of $S(D)$ can be described by the following (discrete) data:*

(i) *a partition of $\{p_1, \dots, p_n\}$ into disjoint subsets P_e and P_v (indexed by $v \in V(G)$ and edges $e \in E(G)$) that tells us on which edge (or at which vertex) every p_i is located,*

(ii) *a total order on each P_e , and*

(iii) *the outgoing slope $m_e \in \mathbb{Z}$ of f at the starting point of e*

such that for every vertex v the equality

$$\#P_v = D(v) + \sum_{\text{outward edges at } v} m_e + \sum_{\text{inward edges at } v} -(\#P_e + m_e)$$

holds. Furthermore, this polyhedral structure descends from $S(D)$ to $R(D) = S(D)/S_n$ and $|D| = R(D)/\mathbb{R}$.

Proof. Set $d_v = \#P_v$ and $d_e = \#P_e$. We claim that the points in a cell of $S(D)$ can be parametrized by the following two types of continuous data:

- the value $f(v)$ at a vertex v , as well as
- the distance $d(p_i^e)$ of every $p_i^e \in P_e$ from $0 \in e = [0, l(e)]$.

The distances $d(p_i^e)$ immediately determine the p_i . In order to reconstruct f (if it exists) we write $\sum_{p \in P_e} p = \sum_j d_{e,j} x_j$ for points $0 < x_1 < \dots < x_r < l(e)$ on e , where the positive integers $d_{e,j}$ indicate the number of p_i^e that are all located at the same point x_j . The rational function f is then determined by taking the value $f(v)$ at the origin of every edge $e = [0, l(e)]$ and continuing it piecewise linearly with slope m_e until we hit x_1 , at which point we change the slope to $d_{e,1} + m_e$ until we hit x_2 , where we change the slope to $d_{e,2} + d_{e,1} + m_e$, and so on until we hit the vertex v' at the end of $e = [0, l(e)]$. So, by continuity, for every edge we obtain the linear condition

$$\begin{aligned} f(v') &= f(v) + m_e x_1 + \sum_{k=1}^r (m_e + \sum_{j=1}^k d_{e,j}) (x_{k+1} - x_k) = \\ &= f(v) + m_e l(e) + \sum_{i=1}^r d_{e,i} (l(e) - x_i) \end{aligned}$$

on the parameters of a cell in $S(D)$. This, together with the inequalities $0 < x_1 < \dots < x_r < l(e)$ determines the polyhedral structure of a cell in $S(D)$. Note that our parameters are still overdetermined in the sense that there may be no rational function f such that $D + (f) = p_1 + \dots + p_n \geq 0$ and which also fulfills all of the above inequalities; in this case we obtain an empty cell.

The conditions on the cells of $S(D)$ are all discrete and the points within one cell are all parametrized by the distances $d(p_i^e) \in (0, l(e))$ and the values $f(v)$ subject to these discrete conditions. Therefore $S(D)$ is a polyhedral complex that does not depend on the choice of the orientation of Γ .

The action of S_n on every cell is affine linear and therefore the polyhedral structure descends to $R(D)$. Moreover, the additive group \mathbb{R} acts on $R(D)$ by adding a constant to all $f(v)$ and therefore the polyhedral structure also descends to $|D|$. \square

4 Structure of the tropical Hodge bundle

Let Γ be a tropical curve with a fixed minimal model G . As explained in [3, Section 5.2], the canonical divisor on Γ is defined to be

$$K_\Gamma = K_G = \sum_{v \in V(G)} (2h(v) + |v| - 2)(v),$$

where $|v|$ denotes the valence of the vertex v . Observe that $\deg(K_\Gamma) = 2g - 2$. The $h(v)$ -term in the sum should hereby be thought of as contributing $h(v)$ infinitely small loops at the vertex v . In fact, given a semistable curve C whose dual graph is G , the canonical divisor is the multidegree of the dualizing sheaf on C (see [2, Remark 3.1]). We recall Definition 1.1 from the introduction.

Definition 4.1. Let $g \geq 2$. As a set, the *tropical Hodge bundle* Λ_g^{trop} is defined to be

$$\Lambda_g^{\text{trop}} = \{([\Gamma], f) \mid [\Gamma] \in M_g^{\text{trop}} \text{ and } f \in \text{Rat}(\Gamma) \text{ such that } K_\Gamma + (f) \geq 0\}$$

and the projective tropical Hodge bundle $\mathcal{H}_g^{\text{trop}}$ as

$$\mathcal{H}_g^{\text{trop}} = \{([\Gamma], D) \mid [\Gamma] \in M_g^{\text{trop}} \text{ and } D \in |K_\Gamma|\}$$

The tropical Hodge bundles come with natural projection maps

$$\Lambda_g^{\text{trop}} \longrightarrow M_g^{\text{trop}} \quad \text{and} \quad \mathcal{H}_g^{\text{trop}} \longrightarrow M_g^{\text{trop}}$$

given by $([\Gamma], f) \mapsto [\Gamma]$ and $([\Gamma], D) \mapsto [\Gamma]$, which, in abuse of notation, we both denote by π_g .

In order to understand the structure of the tropical Hodge bundle Λ_g^{trop} we consider the pullback of Λ_g^{trop} and $\mathcal{H}_g^{\text{trop}}$ to \tilde{M}_G , defined as

$$\tilde{\Lambda}_G = \{([\Gamma], f) \mid [\Gamma] \in \tilde{M}_G \text{ and } f \in \text{Rat}(\Gamma) \text{ such that } K_\Gamma + (f) \geq 0\}$$

and

$$\tilde{\mathcal{H}}_G = \{([\Gamma], D) \mid [\Gamma] \in \tilde{M}_G \text{ and } D \in |K_\Gamma|\}.$$

In analogy with the space $S(D)$, as in Section 3 above, we also set

$$\tilde{S}_G = \{([\Gamma], f, p_1, \dots, p_{2g-2}) \mid [\Gamma] \in \tilde{M}_G \text{ and } f \in \text{Rat}(\Gamma) \\ \text{such that } K_\Gamma + (f) = p_1 + \dots + p_{2g-2} \geq 0\}.$$

Proposition 4.2. (i) *The action of S_{2g-2} on S_G that permutes the points p_1, \dots, p_{2g-2} induces a natural bijection*

$$\tilde{\Lambda}_G \simeq \tilde{S}_G / S_{2g-2} .$$

(ii) *The action of the additive group $\mathbb{R} = (\mathbb{R}, +)$ on $\tilde{\Lambda}_G$, given by adding constant functions to f , induces a natural bijection*

$$\tilde{\mathcal{H}}_G \simeq \tilde{\Lambda}_G / \mathbb{R} .$$

Proof. The projections $\tilde{S}_G \rightarrow \tilde{M}_G$ and $\tilde{\Lambda}_G \rightarrow \tilde{M}_G$ are both invariant under the action of S_{2g-2} and \mathbb{R} . Therefore our claims follow from the respective identities on the fibers. \square

Let us now recall Theorem 1.2 from the introduction.

Theorem 4.3. *Let $g \geq 2$.*

- (i) *The tropical Hodge bundles Λ_g^{trop} and $\mathcal{H}_g^{\text{trop}}$ canonically carry the structure of a generalized cone complex.*
(ii) *The dimensions of Λ_g^{trop} and $\mathcal{H}_g^{\text{trop}}$ are given by*

$$\dim \Lambda_g^{\text{trop}} = 5g - 4 \quad \text{and} \quad \dim \mathcal{H}_g^{\text{trop}} = 5g - 5$$

respectively.

- (iii) *There is a proper subdivision of M_g^{trop} such that, for all $[\Gamma]$ in the relative interior of a cone in this subdivision, the canonical linear systems $|K_\Gamma| = \pi_g^{-1}([\Gamma])$ have the same combinatorial type.*

Proof (Proof of Theorem 1.2). Part (i): We are going to show that \tilde{S}_G canonically carries the structure of a cone complex. Then, by Proposition 4.2 above, both $\tilde{\mathcal{H}}_G$ and $\tilde{\Lambda}_G$ carry the structure of a generalized cone complex.

Choose an orientation for each edge e of G , identifying it with the closed interval $[0, l(e)]$. As in Proposition 3.2 above, we can describe the cells of \tilde{S}_G by the following discrete data:

- (i) a partition of $\{p_1, \dots, p_{2g-2}\}$ into disjoint subsets P_e and P_v (indexed by vertices $v \in V(G)$ and edges $e \in E(G)$) that tells us on which edge (or at which vertex) each p_i is located,
(ii) a total order on each P_e , and
(iii) the integer slope m_e of f at the starting point of e

such that for every vertex v the equality

$$d_v = 2h(v) - 2 + |v| + \sum_{\text{outward edges at } v} m_e + \sum_{\text{inward edges at } v} -(d_e + m_e)$$

holds, where $d_v = \#P_v$ and $d_e = \#P_e$. The continuous parameters describing all elements in our cell are given by

- (i) the values $f(v)$,
- (ii) the distances $d(p_i^e)$ of p_i^e from $0 \in [0, l(e)]$, and
- (iii) the lengths $l(e)$.

In order to find the conditions on those parameters, we again write $\sum_{p \in P_e} p = \sum d_{e,j} x_j$ for $x_1 < \dots < x_r$. Using this notation we have $0 < x_1 < \dots < x_r < l(e)$ as conditions on the $d(p_i^e) = x_i$ as well as by the continuity of f :

$$\begin{aligned}
m_e x_1 &= f(x_1) - f(v) \\
(m_e + d_{e,1})(x_2 - x_1) &= f(x_2) - f(x_1) \\
(m_e + d_{e,1} + d_{e,2})(x_3 - x_2) &= f(x_3) - f(x_2) \\
&\vdots \\
(m_e + \sum_{j=1}^r d_{e,j})(l(e) - x_r) &= f(v') - f(x_r).
\end{aligned}$$

Eliminating the non-parameters $f(x_1), \dots, f(x_r)$ we can combine the system of equations to

$$f(v') = f(v) + (m_e + d_e)l(e) - \sum_{j=1}^r d_{e,j} x_j. \quad (2)$$

Since these conditions are invariant under multiplying all parameters simultaneously by elements in $\mathbb{R}_{\geq 0}$, every non-empty cell in \tilde{S}_G has the structure of a rational polyhedral cone.

Finally, the natural action of $\text{Aut}(G)$ on \tilde{S}_G , given by

$$\phi \cdot ([\Gamma], f, p_1, \dots, p_{2g-2}) = ([\phi(\Gamma)], f \circ \phi^{-1}, \phi(p_1), \dots, \phi(p_{2g-2}))$$

for $\phi \in \text{Aut}(G)$ is compatible with both the S_{2g-2} - and the \mathbb{R} -operation. Moreover, given a weighted edge contraction $G' = G/e$ of G , the natural map $\tilde{S}_{G'} \hookrightarrow \tilde{S}_G$ identifies $\tilde{S}_{G'}$ with the subcomplex of \tilde{S}_G given by the condition $l(e) = 0$ in the above coordinates.

Therefore we can conclude that both

$$\Lambda_g^{\text{trop}} = \varinjlim \tilde{\Lambda}_G \quad \text{and} \quad \mathcal{H}_g^{\text{trop}} = \varinjlim \tilde{\mathcal{H}}_G,$$

where the limits are taken over the category J_g as in Section 2 above, carry the structure of a generalized cone complex.

Part (ii): We need to show that the dimension of a maximal-dimensional cone in \mathcal{H}_g is $5g - 5$. By [7, Proposition 3.2.5 (i)], we have $\dim M_g^{\text{trop}} = 3g - 3$ and, by [23, Corollary 7], the dimension of the fiber $|K_\Gamma|$ of a point $[\Gamma]$ is at most $\deg(K_\Gamma) = 2g - 2$. This shows that the dimension of $\mathcal{H}_g^{\text{trop}}$ is at most $(3g - 3) + (2g - 2) = 5g - 5$.

In addition we now exhibit a $(5g - 5)$ -dimensional cone in $\mathcal{H}_g^{\text{trop}}$ as follows: Consider the tropical curve Γ_{\max} as indicated in Figure 2 and note that it has $2g - 2$ vertices and $3g - 3$ edges.

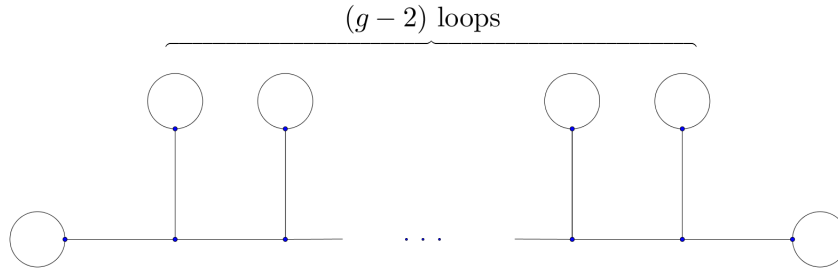


Fig. 2: The tropical curve Γ_{\max} with $2g - 2$ vertices (bold) and $3g - 3$ edges.

Lemma 4.4. *Let Γ be a tropical curve with minimal model $G = (V, E)$. Let D be a divisor on Γ such that the support of D is contained in V . Then the combinatorial structure of $|D|$ is independent of the length of any loop or bridge in G .*

A proof of Lemma 4.4 is provided below. Lemma 4.4 implies that the combinatorial structure of $|K_{\Gamma_{\max}}|$ is independent of the edge lengths, so we can choose a generic chamber. We obtain a divisor $D \in |K_{\Gamma_{\max}}|$ as indicated in Figure 3.

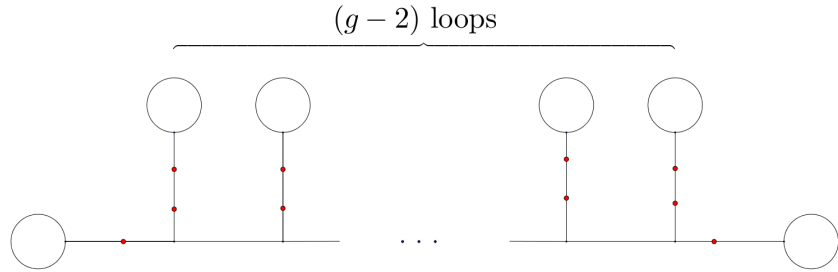


Fig. 3: The divisor D on Γ_{\max} (red).

By [22, Proposition 13], the divisor D belongs to a $(2g - 2)$ -dimensional face in $|K_{\Gamma_{\max}}|$. Thus there is a $(5g - 5)$ -dimensional cone in $\mathcal{H}_g^{\text{trop}}$.

Part (iii): We use the coordinates described in part (i) above. For every edge e of G with $d_e = \#P_e = 0$ we have an equation $m_e l(e) = f(v) - f(v')$ which is parametrized by the $l(e)$. So suppose $d_e > 0$ and set $x = \frac{1}{d_e} \sum_{j=1}^r d_{e,j} x_j$. Then (2) can be rewritten as

$$f(v') = f(v) + (m_e + d_e)l(e) - d_e x .$$

Eliminating x from this equation, subject to the condition $0 < x < l(e)$ we obtain

$$\begin{aligned} (-d_e - m_e)l(e) &> f(v) - f(v') \\ m_e l(e) &< f(v') - f(v) \end{aligned}$$

and therefore we obtain that the images of cells in \tilde{M}_G are polyhedra. Moreover, the combinatorial type of $|K_\Gamma|$ is independent under scaling all edge lengths with a factor in $\mathbb{R}_{>0}$ and thus all these polyhedra determine a subdivision of \tilde{M}_G such that on each relatively open cell of this subdivision, the corresponding $|K_\Gamma|$ has the same set of cells, i.e., the combinatorial type of \tilde{S}_G is constant. \square

Proof (of Lemma 4.4). Suppose $e_b \in E$ is a bridge in G . Let Γ_1 and Γ_2 be two tropical curves with minimal model G such that the length of e in Γ_1 and Γ_2 is l and $c \cdot l$ respectively (where $l, c > 0$), and for $e \in E - \{e_b\}$, the lengths of e in Γ_1 and Γ_2 are the same. It suffices to show that the sets of cells in $|D|_{\Gamma_1}$ and $|D|_{\Gamma_2}$ are exactly the same.

In Γ_1 , we view the bridge e_b as the open interval $(0, l)$. For any cell C_1 in $|D|_{\Gamma_1}$, its data consists of an integer m_{e_b} and a partition of nonnegative integers $d_{e_b} = \sum_{j=1}^r d_{e_b, j}$. Suppose a divisor $D + \text{Div}(f_1)$ is $\sum_{j=1}^r d_{e_b, j} \cdot x_j$ on the bridge e_b , where $0 < x_1 < \dots < x_{r(e)} < l$. Here the rational function f_1 is unique up to a translation. So we may assume that the value of f_1 is zero on the endpoint 0 of e_b . Then on e_b the function f_1 is defined inductively as follows:

- For $0 < x \leq x_1$ it is given by

$$f_1(x) = m_{e_b} \cdot x .$$

- Given $x_k < x < x_{k+1}$ for $1 \leq k \leq r(e)$ we have

$$f_1(x) = f_1(x_k) + \left(m_{e_b} + \sum_{j=1}^k d_{e_b, j}\right) \cdot (x - x_k)$$

Now on Γ_2 we also view the bridge e_b as the open interval $(0, c \cdot l)$, with the same orientation. We construct a rational function f_2 on Γ_2 . First, we define f_2 on the bridge e_b inductively as follows:

- For $0 < x \leq cx_1$ we define $f_2(x)$ by

$$f_2(x) = m_{e_b} \cdot x ,$$

- and, given $cx_k < x < cx_{k+1}$ for $1 \leq k \leq r(e)$, we set

$$f_2(x) = f_1(cx_k) + \left(m_{e_b} + \sum_{j=1}^k d_{e_b, j}\right) \cdot (x - cx_k)$$

Since e_b is a bridge in G , the graph $G - e_b$ consists of two connected components. We denote them by G_1 and G_2 , where G_1 contains the endpoint 0 of e_b and G_2 contains the endpoint cl of e_b . For convenience we let

$$f_1(l) = m_{e_b} \cdot x_1 + (m_{e_b} + d_{e_b,1}) \cdot x_2 + \cdots + (m_{e_b} + \sum_{j=1}^r d_{e_b,j}) \cdot (l - x_{r(e)})$$

and

$$f_2(cl) = c \cdot f_1(l).$$

Then we define f_2 on $G - e_b$ as follows:

$$f_2(x) = \begin{cases} f_1(x), & \text{if } x \in G_1; \\ f_1(x) + f_2(cl) - f_1(l) = f_1(x) + (c-1)f_1(l), & \text{if } x \in G_2. \end{cases}$$

By definition, f_1 and f_2 admit the same data on G_i for $i = 1, 2$. In addition, on the bridge e_b , both functions admit the integer m_{e_b} and the same partition $\sum_{j=1}^r d_{e_b,j}$. So f_2 corresponds to a cell C_2 in $|D|_{\Gamma_2}$ that is exactly the same as C_1 . For the same reason we can get the cell C_1 from C_2 (just note that $l = (\frac{1}{c}) \cdot (cl)$). So Lemma 4.4 holds for bridges.

Suppose e_l is a loop in G . In this case almost the same proof works, except that the condition $f_1(l) = 0$ must hold, and $G' = G - e_l$ is connected. We have $f_2(cl) = 0$; therefore we may define f_2 on e_l in the same way as on e_b , as well as $f_2(x) = f_1(x)$ for all $x \in G'$. Thus our claim also holds for loops. \square

5 Computations in low genus

In this section we present some computational results on the polyhedral structure of tropical Hodge bundles of small genus. In order to describe all cones in Λ_g^{trop} we first list all cones in M_g^{trop} . Then for each cone, we compute its subdivision by the structure of $|K_\Gamma|$. It turns out that already the two cases $g = 2$ and $g = 3$ show a surprisingly distinct behavior.

Proposition 5.1. *Let Γ be a tropical curve in M_2^{trop} . Then the combinatorial structure of $|K_\Gamma|$ is uniquely determined by the minimal model G of Γ . In other words, it is independent of the edge lengths in Γ .*

Proof. There are 7 faces in M_2^{trop} as in [13, Figure 4]. For 6 faces among them, all edges are loops or bridges, so the claim follows from Lemma 4.4. For the "theta graph" G_θ , by explicit computation we know that the canonical linear system $|K_{G_\theta}|$ is always a one-dimensional polyhedral complex with three segments, as in Figure 4. \square

The face lattice of Λ_2^{trop} is visualized in Figure 1 from the introduction.

Remark 5.2. The f -vector of Λ_2^{trop} is $(1, 5, 11, 16, 9, 1)$, which is consistent with Theorem 1.2 (ii). The unique 5-dimensional face consists of the "dumbbell" graph and a triangular cell in $|K_\Gamma|$. In other words, any divisor in this cell is of the form $P + Q$, where P and Q are distinct points in the interior of the bridge in the dumbbell graph.

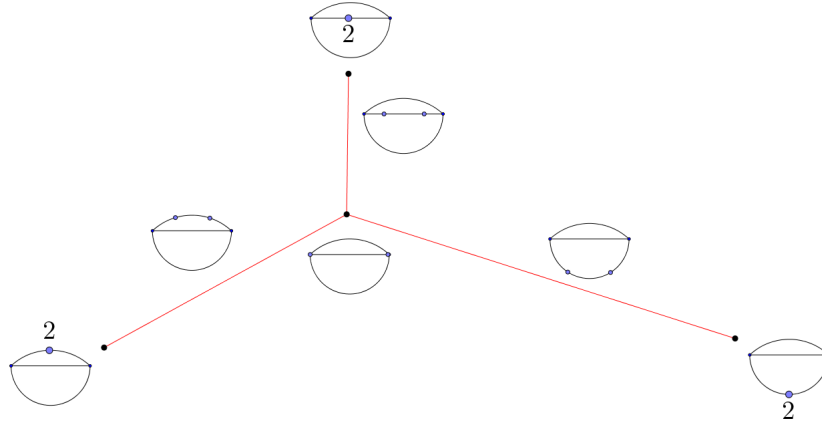


Fig. 4: The polyhedral complex $|K_{G_\theta}|$. Its f -vector is $(4, 3)$.

When $g = 3$, the counterpart of Proposition 5.1 is no longer true. One counterexample consists of the 6-dimensional cone $C \simeq \mathbb{R}_{>0}^6$ in M_3^{trop} parametrizing tropical curves whose minimal model G is a complete metric graph K_4 . The following proposition characterizes the open chambers of C regarding the structure of $|K_G|$. It is a result of explicit computations using the algorithm described in [23, Section 2.3].

Proposition 5.3. (i) *There are 51 open chambers in C . For all metrics in the same chamber, the canonical linear system $|K_G|$ has the same set of cells. In that case, the polyhedral complex $|K_G|$ always has 34 vertices, 60 edges, and 27 two-dimensional faces (12 triangles and 15 quadrilaterals). However, there are 4 non-isomorphic combinatorial structures of $|K_G|$.*

(ii) *Let $M = (M_{12}, M_{13}, M_{14}, M_{23}, M_{24}, M_{34})$ be a metric. Consider the following four 3-subsets:*

$$\{M_{12}, M_{13}, M_{14}\}, \{M_{12}, M_{23}, M_{24}\}, \{M_{13}, M_{23}, M_{34}\}, \{M_{14}, M_{24}, M_{34}\}. \quad (3)$$

Then M belongs to an open chamber if and only if among the elements of each 3-subset in (3), the minimum is attained only once.

Remark 5.4 (The structure of $|K_G|$ for a generic metric). If M belongs to an open chamber, the canonical linear system $|K_G|$ always has the 13 vertices in Figure 5. Among them, the 10 labeled vertices are all connected to an extra vertex that is the divisor K_G . The remaining 20 vertices come from 4 copies of a sub-structure (we call a *bat*) attached at D_1, D_2, D_3 , and D_4 . Note that some edges in Figure 5 are subdivided by other vertices in the bats.

The 4 distinct combinatorial types of $|K_G|$ come from different ways of attaching the bats. Since M belongs to an open chamber, the minimum of M_{12}, M_{13}, M_{14} appears only once. Suppose it is M_{12} , then the bat at D_1 is attached along the edges towards D_{13} and D_{14} , as in Figure 6. Figure 7 shows the divisors D_i and D_{ij} .

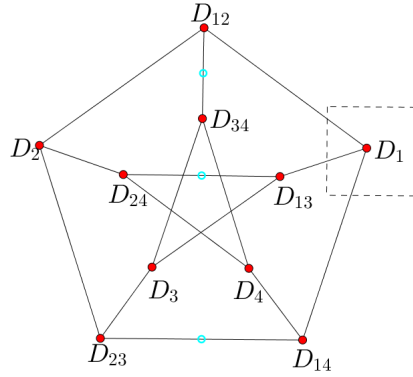


Fig. 5: The main skeleton of $|K_G|$. An extra vertex is connected to the 10 vertices in red.

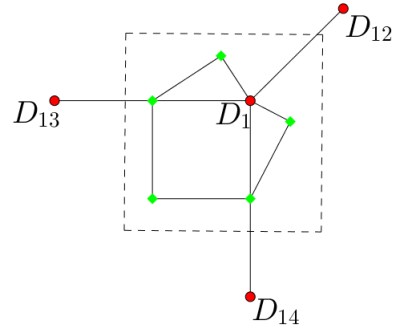
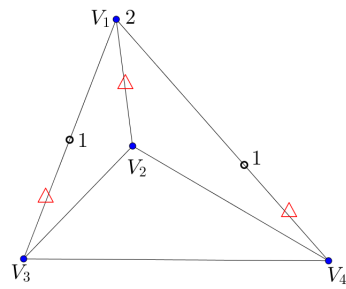
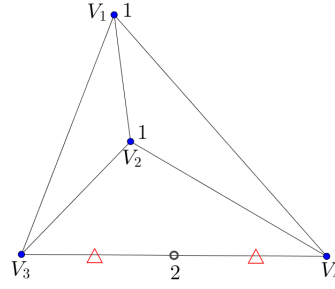


Fig. 6: Each bat consists of 5 extra vertices (green). This bat appears when $M_{12} < M_{13}, M_{14}$.



The divisor D_1 .



The divisor D_{34} .

Fig. 7: Numbers are the coefficients of divisors and the \triangle symbols show the equal line segments.

Remark 5.5 (The boundary of the 51 open chambers). The action of the permutation group S_4 on the vertices of K_4 induces 4 orbits among the 51 open chambers, with lengths 24, 12, 12, and 3. Each orbit corresponds to a combinatorial type of $|K_G|$. Each open chamber is an open cone in C , defined by homogeneous linear inequalities involving $M_{12}, M_{13}, M_{14}, M_{23}, M_{24}$, and M_{34} . The inequalities are displayed as the covers in a lattice. For example, M_{13} covering M_{12} means that the inequality $M_{13} > M_{12}$ holds.



Fig. 8: Representatives of two chamber orbits of length 12.




Fig. 9: Representatives of a chamber orbit of length 3.

Fig. 10: Representatives of a chamber orbit of length 24.

6 The realizability problem

Let k be an algebraically closed field carrying the trivial absolute value. In [1], expanding on earlier work (see e.g. [32]), the authors have constructed a natural (continuous) tropicalization map

$$\begin{aligned} \text{trop}_{\mathcal{M}_g} : \mathcal{M}_g^{\text{an}} &\longrightarrow M_g^{\text{trop}} \\ x &\longmapsto [\Gamma_x] \end{aligned}$$

from the non-Archimedean analytic moduli space $\mathcal{M}_g^{\text{an}}$ onto M_g^{trop} . Let us recall the construction of Γ_x : A point $x \in \mathcal{M}_g^{\text{an}}$ parametrizes an algebraic curve C over some non-Archimedean extension K of k . Possibly after a finite extension $K'|K$ we can extend C to a stable model $\mathcal{C} \rightarrow \text{Spec } R'$ over the valuation ring R' of K' . Denote by G_x the weighted dual graph of the special fiber \mathcal{C}_s of \mathcal{C} , whose vertices correspond to the components of \mathcal{C}_s and in which we have an edge e between two vertices v and v' for every node connecting the two corresponding components C_v and $C_{v'}$. The vertex weight function is given by

$$h(v) = g(\tilde{C}_v),$$

where \tilde{C}_v denotes the normalization of C_v . Finally, around every node p_e in \mathcal{C}_s we can find formal coordinates x and y of \mathcal{C} such that $xy = t$ for some element t in the base. Then the edge length of e is given by $l(e) = \text{val}(t)$.

Denote by $\mathcal{H}_g^{\text{an}}$ the non-Archimedean analytification of the total space of the algebraic Hodge bundle \mathcal{H}_g .

Proposition 6.1. *There is a natural tropicalization map $\text{trop}_{\mathcal{H}_g} : \mathcal{H}_g^{\text{an}} \rightarrow \mathcal{H}_g^{\text{trop}}$ that makes the diagram*

$$\begin{array}{ccc} \mathcal{H}_g^{\text{an}} & \xrightarrow{\text{trop}_{\mathcal{H}_g}} & \mathcal{H}_g^{\text{trop}} \\ \downarrow & & \downarrow \\ \mathcal{M}_g^{\text{an}} & \xrightarrow{\text{trop}_{\mathcal{M}_g}} & \mathcal{M}_g^{\text{trop}} \end{array}$$

commute.

We expect that $\text{trop}_{\mathcal{H}_g}$ is also continuous, but refrain from investigating this question here, since such an investigation appears to be too technical for the nature of a contribution to this volume.

Proof. An element $x \in \mathcal{H}_g^{\text{an}}$ parametrizes a tuple (C, K_C) consisting of a smooth projective curve C over a non-Archimedean extension K of k together with a canonical divisor on C . Then we may associate to (C, K_C) the point $([C_x], \tau_*(K_C))$, where

$$\tau_* : \text{Div}(C_{\bar{K}}) \longrightarrow \text{Div}(\Gamma)$$

denotes the specialization map constructed in [5, Section 2.3] that is given by pushing K_C forward to the non-Archimedean skeleton of \mathcal{C} . As shown in [5, Section 2.3] and the references therein, this is well-defined and the commutativity of the above diagram is an immediate consequence of the definition. \square

It is well-known that $\text{trop}_g : \mathcal{M}_g^{\text{an}} \rightarrow \mathcal{M}_g^{\text{trop}}$ is surjective. By Theorem 1.2 (ii) we have that

$$\dim_{\mathbb{C}} \mathcal{H}_g = 4g - 4 < 5g - 5 = \dim \mathcal{H}_g^{\text{trop}}$$

and therefore the analogous statement for \mathcal{H}_g appears to be false. This gives rise to the following problem.

Problem 6.2. Find a characterization of the locus $\text{trop}_{\mathcal{H}_g}(\mathcal{H}_g^{\text{an}})$ in $\mathcal{H}_g^{\text{trop}}$, the so-called *realizability locus* in $\mathcal{H}_g^{\text{trop}}$.

In other words, given a (stable) tropical curve Γ of genus g together with a divisor D that is equivalent to K_{Γ} , find algebraic and combinatorial conditions that ensure that there is an algebraic curve C over a non-Archimedean field extension K of k together with a canonical divisor \tilde{D} on C such that

$$\text{trop}_{\mathcal{H}_g}([C], \tilde{D}) = ([\Gamma], D) .$$

Since $\text{trop}_{\mathcal{M}_g}$ is surjective, we know already that every tropical curve Γ can be lifted to a smooth algebraic curve C . In the case of Γ having integer edge lengths $l(e)$ we can give a constructive approach to this problem: Consider a special fiber \mathcal{C}_s over k whose weighted dual graph is G , then apply logarithmically smooth deformation theory to find a smoothing of \mathcal{C}_s to a stable family $\mathcal{C} \rightarrow \text{Spec } R$ with deformation parameters $l(e)$ at each node (see e.g. [21, Proposition 3.38]). If all $l(e) = 1$, we may alternatively also proceed as in [5, Appendix B].

Now let \tilde{D} be a divisor on C that specializes to the given canonical divisor D on Γ . Since $\deg \tilde{D} = \deg D = 2g - 2$, Clifford's theorem (or alternatively Baker's Specialization Lemma [5, Corollary 2.11]) shows that the rank of \tilde{D} is at most $g - 1$. If the rank of D is smaller than $g - 1$ it cannot be a canonical divisor. If, however, the divisor \tilde{D} has rank $g - 1$, then, by Riemann-Roch, it is a canonical divisor. So the realizability problem reduces to finding a lift of the divisor D of rank $g - 1$.

The existence of such a divisor would follow, for example, from the smoothness of a suitable moduli space of limit linear series (see e.g. [17] and [27]). Unfortunately the machinery of limit linear series is not available in full generality (i.e. for nodal special fibers that are not of compact type). However, considerations undertaken from the point of view of compactifications of the moduli space of abelian differentials and its strata (see in particular [4]) treating the special case of limits of canonical linear systems seem to provide us with a very promising approach for future investigations into this question.

Acknowledgements This article was initiated during the Apprenticeship Weeks (22 August-2 September 2016), led by Bernd Sturmfels, as part of the Combinatorial Algebraic Geometry Semester at the Fields Institute. Both authors would like to acknowledge his input. Thanks are also due to the Max-Planck-Institute of Mathematics in the Sciences in Leipzig, Germany, for its hospitality. The second author, in particular, would like to thank Diane Maclagan for several discussions related to the topic of this note, as well as the Fields Institute for Research in Mathematical Sciences. Finally, many thanks are due to the anonymous referees for several helpful comments and suggestions.

References

1. Abramovich, Dan; Caporaso, Lucia; Payne, Sam: *The tropicalization of the moduli space of curves*, Ann. Sci. Éc. Norm. Supér. (4) 48 (2015), no. 4, 765-809.
2. Amini, Omid; Baker, Matthew: *Linear series on metrized complexes of algebraic curves*, Math. Ann. **362** (2015), no. 1-2, 55-106.
3. Amini, Omid; Caporaso, Lucia: *Riemann-Roch theory for weighted graphs and tropical curves*, Adv. Math. 240 (2013), 1-23.
4. Bainbridge, Matt; Chen, Dawei; Gendron, Quentin; Grushevsky, Samuel; Möller, Martin: *Compactifications of strata of abelian differentials*, arXiv:1604:08834 [math] (2016).
5. Matthew Baker, *Specialization of linear systems from curves to graphs*, Algebra Number Theory **2** (2008), no. 6, 613-653, With an appendix by Brian Conrad.
6. Baker, Matthew; Norine, Serguei: *Riemann-Roch and Abel-Jacobi on a finite graph*, Adv. Math. 215 (2007), no. 2, 766-788.
7. Brannetti, Silvia; Melo, Margarida; Viviani, Filippo: *On the tropical Torelli map*, Adv. Math. **226** (2011), no. 3, 2546-2586.

8. Caporaso, Lucia: *Algebraic and tropical curves: comparing their moduli spaces*, Handbook of moduli. Vol. I, Adv. Lect. Math. (ALM), vol. 24, Int. Press, Somerville, MA, 2013, pp. 119–160.
9. Caporaso, Lucia: *Tropical methods in the moduli theory of algebraic curves*, arXiv:1606.00323 [math] (2016).
10. Caporaso, Lucia; Viviani, Filippo: *Torelli theorem for graphs and tropical curves*, Duke Math. J. **153** (2010), no. 1, 129–171.
11. Cavaliere, Renzo; Hampe, Simon; Markwig, Hannah; Ranganathan, Dhruv: *Moduli spaces of rational weighted stable curves and tropical geometry*, Forum Math. Sigma **4** (2016), e9, 35.
12. Cavaliere, Renzo; Markwig, Hannah; Ranganathan, Dhruv: *Tropicalizing the space of admissible covers*, Math. Ann. **364** (2016), no. 3–4, 1275–1313.
13. Chan, Melody: *Combinatorics of the tropical Torelli map*, Algebra Number Theory **6** (2012), no. 6, 1133–1169.
14. Chan, Melody: *Topology of the tropical moduli spaces $M_{2,n}$* , arXiv:1507.03878 [math] (2015).
15. Chan, Melody; Galatius, Soren; Payne, Sam: *The tropicalization of the moduli space of curves II: Topology and applications*, arXiv:1604.03176 [math] (2016).
16. Chan, Melody; Melo, Margarida; Viviani, Filippo: *Tropical Teichmüller and Siegel spaces*, Algebraic and combinatorial aspects of tropical geometry, Contemp. Math., vol. 589, Amer. Math. Soc., Providence, RI, 2013, pp. 45–85.
17. Eisenbud, David; Harris, Joe: *Limit linear series: basic theory*, Invent. Math. **85** (1986), no. 2, 337–371.
18. Gathmann, Andreas; Kerber, Michael: *A Riemann-Roch theorem in tropical geometry*, Math. Z. **259** (2008), no. 1, 217–230.
19. Gathmann, Andreas; Kerber, Michael; Markwig, Hannah: *Tropical fans and the moduli spaces of tropical curves*, Compos. Math. **145** (2009), no. 1, 173–195.
20. Gathmann, Andreas; Markwig, Hannah: *Kontsevich’s formula and the WDVV equations in tropical geometry*, Adv. Math. **217** (2008), no. 2, 537–560.
21. Gross, Mark: *Tropical geometry and mirror symmetry*, CBMS Regional Conference Series in Mathematics, 114, Amer. Math. Soc., Providence, RI, 2011.
22. Haase, Christian; Musiker, Gregg; Yu Josephine: *Linear systems on tropical curves*, Math. Z. **270** (2012), no. 3–4, 1111–1140.
23. Lin, Bo: *Computing linear systems on metric graphs*, arXiv:1603.00547 [math] (2016).
24. Mikhalkin, Grigory: *Tropical geometry and its applications*, International Congress of Mathematicians. Vol. II, Eur. Math. Soc., Zürich, 2006, pp. 827–852.
25. Mikhalkin, Grigory: *Moduli spaces of rational tropical curves*, Proceedings of Gökova Geometry-Topology Conference 2006, Gökova Geometry/Topology Conference (GGT), Gökova, 2007, pp. 39–51.
26. Mikhalkin, Grigory; Zharkov, Iliia: *Tropical curves, their Jacobians and theta functions*, In: Curves and abelian varieties, 203–230, Contemp. Math., 465, Amer. Math. Soc., Providence, RI, 2008.
27. Brian Osserman, *Limit linear series for curves not of compact type*, arXiv:1406.6699 [math] (2014).
28. Ranganathan, Dhruv: *Moduli of rational curves in toric varieties and non-Archimedean geometry*, arXiv:1506.03754 [math] (2015).
29. Ulirsch, Martin: *Functorial tropicalization of logarithmic schemes: The case of constant coefficients*, arXiv: 1310:6269 [math] (2013).
30. Ulirsch, Martin: *Tropical geometry of moduli spaces of weighted stable curves*, J. Lond. Math. Soc. (2) **92** (2015), no. 2, 427–450.
31. Vakil, Ravi: *The moduli space of curves and its tautological ring*, Notices Amer. Math. Soc. **50** (2003), no. 6, 647–658.
32. Viviani, Filippo: *Tropicalizing vs. compactifying the Torelli morphism*, Tropical and non-Archimedean geometry, Contemp. Math., vol. 605, Amer. Math. Soc., Providence, RI, 2013, pp. 181–210.
33. Yue Yu, Tony: *Tropicalization of the moduli space of stable maps*, Math. Z. **281** (2015), no. 3–4, 1035–1059.