

Strategies for quantum computing molecular energies using the unitary coupled cluster ansatz

Jonathan Romero,¹ Ryan Babbush,² Jarrod R. McClean,³ Cornelius Hempel,⁴ Peter Love,⁵ and Alán Aspuru-Guzik^{1,*}

¹*Department of Chemistry and Chemical Biology, Harvard University, Cambridge, MA 02138*

²*Google Inc., 300 Main Street, Venice CA 90291*

³*Computational Research Division, Lawrence Berkeley National Laboratory, Berkeley, CA 94720, USA*

⁴*ARC Center for Engineered Quantum Systems, School of Physics, The University of Sydney, NSW 2006 Australia*

⁵*Department of Physics and Astronomy, Tufts University, Medford, MA 02155*

(Dated: May 8, 2022)

The variational quantum eigensolver (VQE) algorithm combines the ability of quantum computers to efficiently compute expectations values with a classical optimization routine in order to approximate ground state energies of quantum systems. In this paper, we study the application of VQE to the simulation of molecular energies using the unitary coupled cluster (UCC) ansatz. We introduce new strategies to reduce the circuit depth for the implementation of UCC and improve the optimization of the wavefunction based on efficient classical approximations of the cluster amplitudes. Additionally, we propose a method to compute the energy gradient within the VQE approach. We illustrate our methodology with numerical simulations for a system of four hydrogen atoms that exhibit strong correlation and show that the cost of the circuit depth and execution time of VQE using a UCC ansatz can be reduced without introducing significant loss of accuracy in the final wavefunctions and energies.

I. INTRODUCTION

The solution to the time-independent Schrödinger equation for molecular systems allows for the prediction of chemical properties, holding the key to materials discovery and catalyst design [1–4]. Despite advances in the field of quantum chemistry, many relevant problems such as the prediction of chemical rates and the description of transition-metal complexes remain challenging [5, 6]. These difficulties stem from the approximate nature of classically tractable quantum chemistry approaches, which often fail in the description of strongly correlated systems [7, 8]. In addition, the application of exact methods, such as exact diagonalization of the electronic Hamiltonian, require exponential resources with current classical algorithms, limiting the exact simulation of molecular energies to systems comprising only a few atoms [9, 10].

Feynman envisioned that quantum computers could provide a tractable way to simulate quantum systems [11]. This idea, formalized by Abrams and Lloyd a decade later [12], has been developed into a series of quantum algorithms for quantum simulation [13–15]. The first algorithm extending these approaches to the calculation of molecular energies was proposed by Aspuru-Guzik et al. [16]. This first proposal, further developed in [17], combines trotterization of the molecular Hamiltonian and phase estimation (PEA) to compute the ground state energy of a molecule.

Recent studies on the quantum resources required by this algorithm showed that the circuit depth scales as $O(N^9\sqrt{1/\epsilon})$ [18], where ϵ is the desired precision and N the total number of spin-orbital functions. Fortunately, numerical studies indicated that the scaling for real molecules is closer to $O(N^6\sqrt{1/\epsilon})$ [19] or $O(Z_{\max}^3 N^4\sqrt{1/\epsilon})$ when trying to simulate ground states. Here, Z_{\max} is the largest nuclear charge of the molecule [20]. A recent proposal for the simulation

of fermions based on the sparsity of the CI matrix allows one to separate the dependence on number of orbitals N and number of electrons η , and allows a gate count that scales as $O(\eta^2 N^3 \log \epsilon)$ [21–23].

Despite the recent theoretical improvements in trotter-based approaches [18–20, 24, 25], these algorithms remain beyond the reach of current quantum devices and it is unlikely that they can solve classically intractable molecules in the near future. Their calculations require coherence times that mandate the substantial overhead of quantum error correction. The variational quantum eigensolver (VQE) [26–28] is a recently proposed alternative algorithm that is closer to near-term applicability due to lower coherence time requirements.

The VQE algorithm finds the best variational approximation to the ground state of a given Hamiltonian for a particular choice of ansatz. This task is efficiently achieved by two subroutines. The first subroutine employs a quantum computer to prepare a parameterized wavefunction ansatz and measure the expectation value of the Hamiltonian given a set of values for the parameters. The second subroutine consists of an optimization algorithm running on a classical computer. The optimization algorithm employs the quantum subroutine as an objective function and finds the parameters that minimize the energy of the ansatz. This procedure offers several advantages that make it a candidate for exploiting the performance of near-future quantum devices: adaptability to different quantum architectures, intrinsic robustness to quantum errors [29] and a smaller coherence time requirement [27].

The VQE approach was first applied to the simulation of molecular energies. In this case, a trial wavefunction is prepared by the application of a parametrized unitary, followed by the calculation of the energy via Hamiltonian averaging [25, 27]. The value of the energy is minimized using a classical optimization routine that updates the variational parameters. Accordingly, the final cost of the calculation depends on the number of iterations required for convergence and the amount of operations involved in each preparation and measurement cycle of the quantum subroutine. This optimization

* Corresponding author: aspuru@chemistry.harvard.edu

scheme has been experimentally demonstrated in different quantum platforms, including photonic chips [26], ion traps [30, 31] and superconducting circuits [32].

Traditionally, a unitary coupled cluster (UCC) approach has been used as the ansatz for the state preparation [26, 27, 33]. This method provides a hierarchy of wavefunctions that can be prepared on a quantum computer using a polynomial number of gates and it is believed to provide better accuracy than classical coupled cluster [34–38], which is generally regarded as the “gold standard” of quantum chemistry [39]. Despite these advantages, recent studies have pointed out that the number of parameters in UCC might be still too large to allow practical calculations for large molecules [28].

In this paper, we aim to describe in more detail the implementation of VQE approaches for molecular systems using a UCC ansatz and introduce strategies to improve its efficiency. In Section II, we describe the approaches commonly used in classical quantum chemistry calculations and introduce the UCC ansatz in this context. In Section III, we discuss in detail the implementation of VQE with a UCC ansatz, including the generation of initial guesses and the reduction of computational resources using pre-screening of the cluster amplitudes and active space approaches. In addition, we introduce a method to compute the gradient of the energy with respect to the variational parameters that can be combined with gradient-based optimization methods. In Section IV, we illustrate the proposed strategies through numerical simulations of the VQE approach for a variety of chemical systems. Finally, in Section V we present a brief discussion of the results.

II. BACKGROUND

A. Quantum chemistry in second quantization

Within the Born-Oppenheimer approximation, a molecule is comprised of a system of η electrons interacting in the potential produced by nuclei located at fixed positions. We may describe this problem using the formalism of second quantization, where N single-particle spin orbitals can be either empty or occupied. Any interaction between electrons can be represented using annihilation and creation operations, a_p and a_p^\dagger , that obey the following anti-commutation relations, associated with fermionic statistics:

$$[a_j, a_k]_+ = 0 \quad [a_j^\dagger, a_k^\dagger]_+ = 0 \quad [a_j, a_k^\dagger]_+ = \delta_{jk} \quad (1)$$

where $[a, b]_+ \equiv ab + ba$. In the absence of external fields the non-relativistic molecular Hamiltonian can be written as:

$$H = h_{nuc} + \sum_{pq} h_{pq} a_p^\dagger a_q + \frac{1}{2} \sum_{pqrs} h_{pqrs} a_p^\dagger a_q^\dagger a_r a_s \quad (2)$$

where h_{nuc} corresponds to the classical electrostatic repulsion between nuclei, and the constants h_{pq} and h_{pqrs} correspond to the one- and two-electron integrals. Using atomic units, where the electron mass m_e , the electron charge e , Bohr radius a_0 ,

Coulomb’s constant and \hbar are unity, we may write:

$$h_{pq} = \int d\sigma \varphi_p^*(\sigma) \left(-\frac{\nabla_\sigma^2}{2} - \sum_i \frac{Z_i}{|\vec{R}_i - \vec{r}|} \right) \varphi_q(\sigma) \quad (3)$$

$$h_{pqrs} = \int d\sigma_1 d\sigma_2 \frac{\varphi_p^*(\sigma_1) \varphi_q^*(\sigma_2) \varphi_s(\sigma_1) \varphi_r(\sigma_2)}{|\vec{r}_1 - \vec{r}_2|} \quad (4)$$

$$h_{nuc} = \frac{1}{2} \sum_{i \neq j} \frac{Z_i Z_j}{|\vec{R}_i - \vec{R}_j|} \quad (5)$$

Here Z_i represents the nuclear charge, \vec{r} and \vec{R} denote electronic and nuclear spatial coordinates, respectively, and σ is now a spatial and spin coordinate with $\sigma_i = (\vec{r}_i; s_i)$. Summations run over all nuclei. $\varphi(\sigma)$ represent one-electron functions, also known as spin-orbitals, that are generally obtained from a self-consistent field (SCF) Hartree-Fock (HF) calculation.

After removing the translational and rotational degrees of freedom, the electronic energy of a molecular system is a function of $3q-6$ parameters ($3q-5$ for linear molecules) that we will denote by $\vec{\mathbf{R}}$, where q is the number of atoms. The function $E(\vec{\mathbf{R}})$ is called the potential energy surface (PES). The accurate calculation of the PES is one of the main challenges of quantum chemistry as it is required for predicting and understanding a wide range of chemical processes, such as reaction dynamics, bond-breaking and chemical kinetics.

The prediction of thermochemical properties such as reaction rates determines the accuracy required from ab initio calculations of the PES [40]. Chemical rates, for instance, are exponentially sensitive to changes in the Gibbs free energy, and thus changes in the PES. This sensitivity can be seen from the Eyring equation for chemical rates,

$$\text{rate} \propto \frac{e^{-\beta \Delta G^\ddagger}}{\beta} \quad (6)$$

where ΔG^\ddagger is the difference in free energy between reactants and transition state and β is the inverse temperature in atomic units. At room temperature and atmospheric pressure, an error ϵ in ΔG^\ddagger of 1.4 kcal/mol translates to a chemical rate that is wrong by a factor of ten. This leads to the definition of *chemical accuracy* which sets ϵ to the order of 1 kcal/mol or approximately 1.59×10^{-3} Hartrees (43.3 meV) [10].

B. Classical ab initio approaches to quantum chemistry

The inherent difficulty of solving the Schrodinger equation for many-electron systems has motivated the development of a series of standard models for the construction and calculation of approximate electronic wavefunctions in quantum chemistry. The simplest approach is to represent the wavefunction as a single anti-symmetrized product of one-electron functions, known as a Slater determinant. The Hartree-Fock method provides such a single-determinant solution. In this scheme, the molecular orbitals are expressed as a linear combination of atomic orbital functions. The combination coeffi-

cients are then optimized by a self-consistent variational procedure in which each particle is made to interact with the average density of the other particles. The output of this calculation provides a mean-field approximation to the molecular wavefunction. Unfortunately, the Hartree-Fock method is incapable of approximating the electron correlation effects that are essential for computing energies within or close to chemical accuracy [10].

To correct for this problem, one can expand the wavefunction as a superposition of all the determinants in the η -electron Fock space. The coefficients in the expansion can be parametrized in different ways, defining different models for the description of electron correlation. Two popular parametrizations are the configuration interaction (CI) and the coupled-cluster (CC) methods.

In the full configuration interaction (FCI) approach, which is exact within a given basis, the wavefunction is expanded as a linear combination of all the determinants in the η -Fock space. The coefficients of the expansion can be solved for by variational minimization of the energy, providing the exact wavefunction for a given orbital basis. Unfortunately, the FCI wavefunction becomes rapidly intractable due to the factorial dependence on the number of determinants N related to the total number of spin orbitals [10].

To generate classically-tractable CI approaches one can truncate the CI expansion to include only determinants with a fixed number of excitations with respect to a reference configuration. The reference is usually chosen to be the Hartree-Fock state. This idea can be formalized by defining excitation operators as follows:

$$T = \sum_{i=1}^{\eta} T_i \quad (7)$$

$$T_1 = \sum_{\substack{i \in \text{occ} \\ a \in \text{virt}}} t_a^i a_a^\dagger a_i \quad (8)$$

$$T_2 = \sum_{\substack{i > j \in \text{occ} \\ a > b \in \text{virt}}} t_{ab}^{ij} a_a^\dagger a_b^\dagger a_i a_j \quad (9)$$

...

where the *occ* and *virt* spaces are defined as the occupied and unoccupied sites in the reference state. In this construction, the operator T_1 generates single excitations from the reference, T_2 generates double excitations and the definition of higher order excitations follows naturally. t_a^i and t_{ab}^{ij} correspond to expansion coefficients. The exact full CI wavefunction is thus,

$$|\text{FCI}\rangle = (1 + T) |\text{HF}\rangle \quad (10)$$

$$E_{\text{FCI}} = \min_{\vec{t}} \frac{\langle \text{FCI} | H | \text{FCI} \rangle}{\langle \text{FCI} | \text{FCI} \rangle}$$

where $|\text{HF}\rangle$ is the reference state (for instance, the Hartree-Fock solution) and \vec{t} is the vector comprising the expansion coefficients. The maximum number of excitations allowed, defines the order of truncation, k . The FCI solution can be

systematically approached by increasing k . The computational cost of truncated single-reference CI approaches scales as $O(\eta^k (N - \eta)^{k+2})$, assuming $N, \eta \gg k$. Tractable CI truncation is generally limited to single and double excitation operators, which define the CI singles and doubles method (CISD).

The truncated CI expansion suffers from two major problems. First, the method converges slowly when applied to highly correlated systems. To circumvent this problem we can use an entangled reference state that captures the main computational states contributing to the total wavefunction. This is the base of *multireference* methods in quantum chemistry [8, 10], which are generally more involved than truncated single reference CI approaches.

The second complication is that configuration interaction is not size-extensive. A method that is size-extensive for a system of non-interacting fragments has a wavefunction that is multiplicatively separable and an energy that is proportional to the size of the system [10]. This means that the total wavefunction factorizes as a product of the wavefunctions of the independent fragments and the corresponding energy is the sum of the energies of the fragments. These conditions assure that the energy scales linearly with the size of the system. Size-extensivity is a desirable feature for approximate methods in quantum chemistry because many chemical properties, such as the atomization energy, are obtained by subtracting the energy of systems with different sizes. In addition, we expect that higher order expansions must be used for larger molecules if the method is not size-extensive.

The lack of size-extensivity of the truncated CI wavefunction can be overcome by recasting the linear FCI parametrization in the form of a product wavefunction. This is done in the CC method by means of an exponential ansatz:

$$|\Psi\rangle = e^T |\text{HF}\rangle \quad (11)$$

where the operator T is defined as for CI. Notice that in this scheme the parameters \vec{t} constitute excitation amplitudes instead of expansion coefficients. As with CI, CC is usually truncated at some fixed level of excitation. For instance, the method known as coupled cluster singles and doubles (CCSD) is based on the ansatz,

$$|\text{CCSD}\rangle = e^{T_1+T_2} |\text{HF}\rangle. \quad (12)$$

Whereas truncated CI wavefunctions contain contributions from a polynomial number of determinants at a given truncation level, truncated CC wavefunctions have support on all the determinants in the η -Fock space. Tractable implementations of the coupled-cluster theory rely on projecting the Schrödinger equation in the form

$$e^{-T} H e^T |\text{HF}\rangle = E_{\text{CC}} |\text{HF}\rangle \quad (13)$$

against a set of configurations $\{\langle \mu | \}$. This set spans the space of all the states that can be reached by applying the truncated cluster operator T linearly to the reference state [39]. This treatment generates the following set of non-linear equations

for the CC energy and amplitudes:

$$\langle \text{HF} | e^{-T} H e^T | \text{HF} \rangle = E \quad (14)$$

$$\langle \mu | e^{-T} H e^T | \text{HF} \rangle = 0 \quad (15)$$

The key point in establishing the size-extensivity of CC theory is to note that the operator $e^{-T} H e^T$, known as the similarity-transformed Hamiltonian, is additively separable and produces additively separable energies. Similarly, it can be shown that the operator e^T is multiplicatively separable and thus generates multiplicatively separable wavefunctions [10].

In practice, the similarity-transformed Hamiltonian is expanded using the Baker-Campbell-Hausdorff (BCH) formula:

$$\begin{aligned} e^{-T} H e^T = & H + [H, T] + \frac{1}{2} [[H, T], T] \\ & + \frac{1}{3!} [[[[H, T] T], T] + \frac{1}{4!} [[[[[H, T] T], T], T]. \end{aligned} \quad (16)$$

The expansion terminates at fourth order due to the commutation properties of excitation operators for the special case that the reference is a single determinant [10, 39]. This fact allows for an efficient evaluation of the projected CC equations without further approximation.

While truncated CC is classically tractable and more accurate than truncated CI, there are two substantial weaknesses to the theory. The first weakness is the BCH expansion of the similarity-transformed Hamiltonian is only convergent under the assumption of a single reference state. Consequently, single reference coupled cluster generally performs poorly for strongly correlated systems. This means that coupled cluster is fairly reliable when computing energies at equilibrium configurations but likely to fail for transition states or near dissociation limits of multiple bonds. At those geometries, excited surfaces may become nearly degenerate with the ground state and a single determinant (e.g. the Hartree-Fock state) may have very small overlap with the ground state. Although the field of multireference coupled cluster methods has expanded in the last years, current approaches are still far from being practical for large molecular systems [7].

The second weakness of the projected coupled-cluster formulation is that the operator e^T is not unitary and therefore the energy obtained from Eq. (14) is not variational. In the next section we discuss a formulation of coupled cluster theory that is variational and can be made multireference. While this formulation is not classically tractable, it can be implemented using a quantum computer.

C. Unitary coupled cluster

The shortcomings of the traditional coupled cluster ansatz described in the previous section can be overcome by redefining the excitation operator to be unitary, an approach known as unitary coupled cluster (UCC) [34–36]:

$$|\Psi\rangle = e^{T-T^\dagger} |\text{HF}\rangle. \quad (17)$$

the total energy of the system is obtained from the variational principle as:

$$E = \min_{\vec{t}} \langle \text{HF} | e^{-(T-T^\dagger)} H e^{T-T^\dagger} | \text{HF} \rangle \quad (18)$$

while this ansatz is variational and spans the same Hilbert space as the original coupled cluster ansatz, Eq. (17) does not lead to equations which can be tractably solved on a classical computer [41, 42]. To see this we can examine the BCH expansion of the similarity transform hamiltonian for UCC:

$$\begin{aligned} e^{T^\dagger - T} H e^{T - T^\dagger} = & H + [H, T] + [T^\dagger, H] + \frac{1}{2} ([[H, T], T] \\ & + [T^\dagger, [T^\dagger, H]] + [H, [T, T^\dagger]]) + \dots \end{aligned} \quad (19)$$

In contrast with the expansion for CC (Eq. (16)), Eq. (19) involves terms that depend on the commutators between T and T^\dagger operators, for which there is no natural termination point [41, 42]. Therefore, the BCH series for UCC is infinite and thus there is currently no known method for efficiently evaluating the energy and amplitude equations on a classical computer without further approximation.

Nonetheless, the minimization of the UCC ansatz is of great interest to the quantum chemistry community that has been trying to develop tractable approximations to this theory for many years [34–38]. Fortunately, the operator e^{T-T^\dagger} can be readily applied on a quantum computer, which makes it possible to prepare UCC wavefunctions with truncated cluster expansions, as shown in [26, 27, 33].

III. VARIATIONAL QUANTUM EIGENSOLVER FOR UCC

The VQE algorithm comprises three iterative steps: 1) preparation of the wavefunction by application of parameterized state preparation unitaries; 2) determination of the expectation value of every term in the Hamiltonian via an efficient partial tomography [25] and 3) calculation of the total energy and determination of a new set of state preparation parameters in a classical computer. This scheme avoids the substantial overhead of quantum phase estimation that causes other quantum algorithms for chemistry to require very long coherent evolution. It also offers flexibility in the length of the circuit for state preparation, that depends on the choice of ansatz for the state preparation.

In the specific case of UCC, the preparation of the wavefunction encompasses two steps: preparation of the reference state, $|\Phi_0\rangle$, and application of the UCC unitary, $U(\vec{t})$, that prepares the UCC wavefunction. The algorithm starts with a guess of the UCC amplitudes, $\vec{t}^{(0)}$, and iteratively converges to a final set of parameter by variationally minimizing the energy. At the n -th iteration, the UCC wavefunction is prepared using $\vec{t}^{(n)}$ and the expectation value of the Hamiltonian, H , is obtained as the sum of the expectation values of all the terms, $\langle H \rangle = \sum_i \langle H_i \rangle$. The classical optimization routine produces a new estimate of the UCC amplitudes, $\vec{t}^{(n+1)}$. The algorithm converges when the changes in both, total energy and

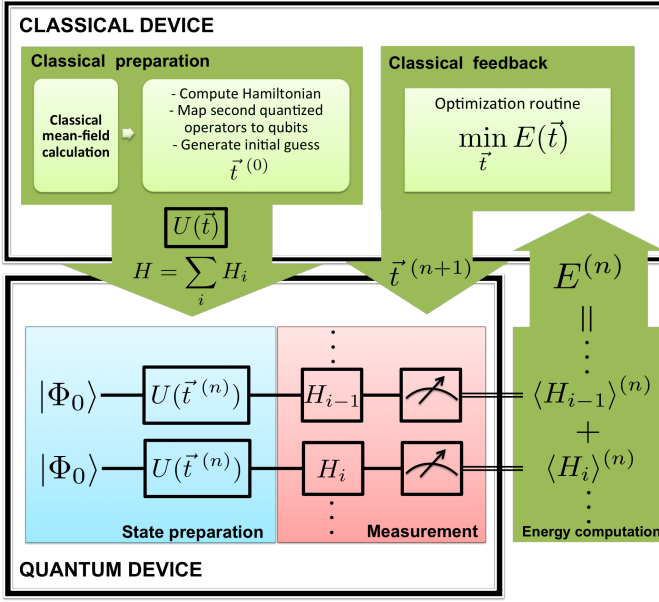


Figure 1. Schematic representation of the Variational Quantum Eigensolver algorithm applied to the UCC ansatz. The classical optimization routine adds the expectation values of the Hamiltonian terms to calculate the energy and estimates a new value for the coupled cluster amplitudes, \vec{t} . The process is repeated until achieving convergence on the total energy and \vec{t} .

\vec{t} , become smaller than suitable thresholds. In the following sections, we describe in detail the steps involved in the VQE implementation of the UCC ansatz. A graphical summary of the procedure is shown in [Figure 1](#).

A. Implementation of UCC on a quantum computer

To prepare the UCC ansatz on a quantum computer we need to map the UCC operator (Eq. (17)) onto operations that can be performed on the quantum computer. We start by rewriting the cluster operator as

$$U(\vec{t}) = e^{\sum_j t_j (\tau_j - \tau_j^\dagger)} \quad (20)$$

where τ_j represent an excitation operator and t_j the corresponding CC amplitude. Since excitation operators do not necessarily commute, the UCC unitary can be approximated using trotterization:

$$U(\vec{t}) \approx U_{Trot}(\vec{t}) = \left(\prod_j e^{\frac{t_j}{\rho} (\tau_j - \tau_j^\dagger)} \right)^{1/\rho} \quad (21)$$

where ρ is the trotter number. The error associated with the trotter approach depends among other factors, on the norm of the terms being simulated, $\left\| t_j (\tau_j - \tau_j^\dagger) \right\|$, which we expect to be small given a reference state with a good overlap with the exact wavefunction. Furthermore, unlike quantum algorithms based on phase estimation, the variational optimization of the

parameters in VQE can potentially compensate for the errors associated to the trotterization scheme [28]. In this work we will employ the approximations with $\rho = 1$ and $\rho = 2$ as our state preparation unitaries. For $\rho = 1$:

$$U_1(\vec{t}) |\Phi_0\rangle = \prod_j e^{t_j (\tau_j - \tau_j^\dagger)} |\Phi_0\rangle \quad (22)$$

In the following section we will present numerical evidence that shows that these types of ansatz are as effective as the one in Eq. 20. To implement Eq. 22 on a quantum computer, we need to map every unitary in the previous product to operations in the quantum computer. For this purpose we can use either the Jordan-Wigner (JW) or the Bravyi-Kitaev (BK) mappings [43–45], obtaining:

$$(\tau_j - \tau_j^\dagger) = i \sum_k^{2^{l_j-1}} P_k^j \quad (23)$$

where P_k^j represents a product of Pauli matrices with real coefficients and i is the imaginary unit. The index k runs over $2^{2^{l_j}-1}$ products, where l_j is the excitation rank of the j -th excitation operator τ_j (See [Appendix A](#)). We will refer to each P_k^j in Eq. 23 as a *subterm*. For instance, a double excitation operator minus its complex conjugate will comprise $2^{2*2-1} = 8$ subterms. Using the previous notation we can write:

$$U_1(\vec{t}) = \prod_j \exp \left(it_j \sum_k^{2^{2^{l_j}-1}} P_k^j \right) \quad (24)$$

Furthermore, we can show that the subterms derived from the same $(\tau_j - \tau_j^\dagger)$ operator commute (See [Appendix A](#)), which allow us to simplify the expression of the complex cluster unitary as follows:

$$U_1(\vec{t}) = \prod_j \prod_k^{2^{2^{l_j}-1}} \exp(it_j P_k^j) \quad (25)$$

The terms in Eq. 25 can be implemented in a quantum computer using the digital model of quantum computation. In this paper we will focus on the universal sets of gates typically employed for superconducting circuit (SQC) and trapped ion (TI) quantum computers [46, 47]: single qubit rotations and CNOT or Mølmer-Sørensen (MS) gates, respectively. Thanks to their capabilities in number of qubits and coherent control, the SQC and TI architectures have allowed the first scalable demonstrations of digital quantum simulation [48–50].

Using the first set of gates, the exponentiation of a n -fold tensor product of Pauli-Z matrices can be done with $O(N)$ CNOT gates and a single single qubit (SQ) rotation. When the JW mapping is employed, the scaling in the number of CNOT gates can be reduced to $O(1)$ using one ancilla qubit [51]. If there are Pauli-X or Y matrices in the tensor product we must apply the single-qubit Hadamard or $R_x(-\frac{\pi}{2})$ gate to rotate to the X or Y basis, respectively, before we compute the parity of the set of qubits with CNOTs, and also apply the inverse gates as part of the uncomputing stage [17, 44, 45].

We point out that employing the BK transformation, the number of operations required for implementing a single $\tau_j - \tau_j^\dagger$ term scales as $O(\log(N))$ [44], which represent a most advantageous mapping when compared to the JW transformation that scales as $O(N)$. However, for architectures with limited connectivity (e.g. SQC), we will need extra SWAP operations to implement the exponentiation, which may eliminate the advantage of the BK transformation and turn the scaling back to $O(N)$. In addition, there is recent evidence that the JW implementation is more robust to errors due to noise in the quantum computer, compared to BK [52].

The key for retaining a polynomial number of operations to perform VQE with a UCC ansatz is to truncate the CC expansion. A popular truncation in quantum chemistry is to consider only single and double excitations (UCCSD):

$$T \approx T_1 + T_2 \quad (26)$$

This approximation suffices to accurately describe many molecular systems and is exact for systems with two electrons. Employing UCCSD, the number of parameters grows as $\binom{N-\eta}{2} \binom{\eta}{2} + \binom{N-\eta}{1} \binom{\eta}{1} < O(N^2\eta^2)$ where N is the number of spin orbitals (mapped to qubits) and η the number of electrons in the system. Combining the scaling of the number of parameters with upper bounds for the number of gates required to implement a single parameter we can estimate upper bounds for the total number of operations involved in preparing the UCCSD ansatz for single iteration of the VQE algorithm. In the case of the BK transformation, the number of gates scales as $O(N^2\eta^2)$, up to logarithmic factors, compared to $O(N^3\eta^2)$ using the JW transformation. If non-local gates are available (e.g. in TI), the circuit depth for the JW implementation can be reduced by a factor of $O(N)$ using the ordering and parallelization techniques described in [51].

An equivalent alternative to CNOT gates, specifically developed for ion trap architectures, is the Mølmer-Sørensen (MS) gate [53, 54]. Its unitary evolution can be represented by the sum over all joint rotations on qubit j and k of the register for an angle θ around an axis ϕ , which can be freely chosen:

$$U_{\text{MS}}(\theta, \phi) = \exp \left(-i \frac{\theta}{2} \sum_{j < k} \sigma_j^\phi \sigma_k^\phi \right), \quad (27)$$

where $\sigma_j^\phi = \cos(\phi)\sigma_j^x + \sin(\phi)\sigma_j^y$. For $\theta = \pi/2$ and $\phi = 0$ the action of U_{MS} creates a fully entangled state under $\sigma^x \sigma^x$ operation. This non-local gate can be made to act on arbitrary subsets of qubits in various ways: (a) by spectroscopic decoupling of unwanted qubits from the interaction [55], (b) by selectively focussing laser beams on the desired qubits [56] or (c) the use of refocussing techniques [57].

Depending on the way in which the entangling operations on subregisters are implemented, this leads to a scaling of two entangling operations per parameter, largely reducing their number with respect to the implementation using CNOTs. This is a significant advantage as they remain the limiting factor in the current-day leading architectures, while single qubit operations can already be achieved with very high fidelities far

beyond fault-tolerance thresholds. In addition, MS gates are particularly attractive when used with the Bravyi-Kitaev transformation, because the gate only needs to act on $O(\log N)$ qubits rather than $O(N)$ for the Jordan-Wigner transformation.

B. Choice and preparation of the reference state

In the limit of the complete cluster expansion, the UCC ansatz provides the exact solution for the many body problem. In practice, having a reference state with a high overlap with the exact wavefunction facilitates convergence [7]. Generally, the Hartree-Fock solution of the many-body problem provides such reference. The Hartree-Fock state can be written as:

$$|\Phi_0\rangle = a_\eta^\dagger a_{\eta-1}^\dagger \dots a_1^\dagger | \rangle \quad (28)$$

where $| \rangle$ is the fermionic vacuum state. Using the molecular orbital basis, the Hartree-Fock state corresponds to a single product state in the computational basis after the BK or JW mappings are applied. For instance, in the JW mapping the HF state corresponds to the state $|0\rangle^{\otimes N-\eta} \otimes |1\rangle^{\otimes \eta}$, where the the single-particle basis is organized according to the one-particle energy from lowest to highest, the so-called canonical order. In this case the Hartree-Fock state can be constructed by initializing the qubit register with the first η qubits in $|1\rangle$ and $N - \eta$ in $|0\rangle$.

In cases where the molecular wavefunction exhibits strong correlations, the Hartree-Fock state provides a poor starting guess. This problem can be helped by using a multireference approach. One possibility is to employ an entangled reference states obtained from a classical Multiconfigurational Self-Consistent Field (MCSCF) calculation [8] or a DMRG calculation with a small active space. As long as this state comprises of only a polynomial number of computational states, it can be prepared efficiently on a quantum computer [58–60]. Using these reference states, Eq. (17) can be applied without modification after redefining the space of virtual orbitals according to the occupation of each orbital, which can be determined by measuring the corresponding occupation-number operator. The UCC approach can be also extended to multireference cases by adopting an agnostic unitary couple cluster ansatz, where the definition of the excitation operators is not linked to a specific reference state, as described in [27].

C. Energy measurement

Once the state preparation has been performed, the next step in the VQE algorithm is the calculation of the objective function that corresponds to the energy measurement $E = \langle \Phi_0 | e^{-(T-T^\dagger)} H e^{T-T^\dagger} | \Phi_0 \rangle$. To avoid performing phase estimation, which has a prohibitively large circuit depth for current and near-future quantum devices, we employ the Hamiltonian averaging procedure, introduced in [25, 27]. In this case the energy is calculated by measuring the expectation value of every term in the Hamiltonian and adding them

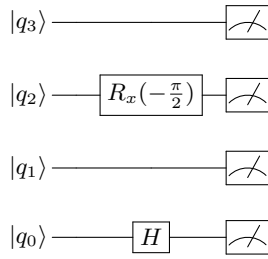


Figure 2. Circuit illustrating the measurement of the term $\sigma_3^z \sigma_2^y \sigma_1^z \sigma_0^x$ in the Z basis. We must apply H or $R_x(-\frac{\pi}{2})$ gates (or equivalent) to change basis when measuring Pauli-Y and Pauli-X operations.

to obtain the total energy:

$$E = \sum_i^M h_i \langle O_i \rangle \quad (29)$$

where every Hamiltonian term, O_i , comprises of a product of Pauli matrices obtained from the JW or the BK transformations, multiplied by the corresponding Hamiltonian coefficient, h_i . The expectation value of a string of Pauli matrices, can be measured as illustrated in Figure 2 using projective measurements.

We can estimate the number of measurements required to converge the total energy to a precision ϵ following a frequentist approach, as shown in [28]. Assuming each term is measured m_i times, the precision achieved in each term, ϵ_i is given by:

$$\epsilon_i^2 = \frac{|h_i|^2 \text{Var}[\langle O_i \rangle]}{m_i} \quad (30)$$

where $\text{Var}[\langle O_i \rangle]$ represents the variance of the expectation value of the operator O_i , which is upper-bounded by 1. To achieve precision ϵ in the total energy we can choose $\epsilon_i^2 = \frac{|h_i|}{\sum_i^M |h_i|} \epsilon^2$. Taking into account the bound in the variances we can estimate the total number of measurements, m , as:

$$m \approx \frac{(\sum_i^M |h_i|)^2}{\epsilon^2} \quad (31)$$

D. Parameter optimization

The final step of the VQE algorithm involves the minimization of the total energy with respect to the wavefunction parameters, that in the case of UCC correspond to the cluster amplitudes, \vec{t} . This is a non-linear optimization problem for which a variety of optimization algorithms has been proposed. However, we note that in early demonstration of the VQE algorithm the objective function might exhibit a highly non-smooth character due to experimental noisy conditions. In this scenario, we might expect that direct search algorithms, which are more robust to noise, have an advantage over optimization methods that rely on gradients [61].

The optimization performance will also depend on the quality of the starting parameters. Fortunately, it is possible to generate starting guesses for the cluster amplitudes based on classical quantum chemistry approaches. For instance, classical CCSD employ the CC amplitudes obtained from second order Møller-Plesset perturbation theory (MP2) as starting guesses to solve for the CC equations. The MP2 guess amplitudes are given by the equations:

$$t_i^a = 0; \quad t_{ij}^{ab} = \frac{h_{ijba} - h_{ijab}}{\epsilon_i + \epsilon_j - \epsilon_a - \epsilon_b} \quad (32)$$

where ϵ_p stands for the Hartree-Fock energy of the orbital p and h_{pqrs} represent the two electron integrals (Eq. (4)). This information is obtained directly from the Hartree-Fock calculation. As the solutions of truncated CC or truncated CI are also efficient, it is possible to use cluster amplitudes obtained from methods such as CCSD.

Classical approximations to the cluster amplitudes also serve as a criteria to reduce the number of parameters in the optimization. Before starting the VQE optimization, we can remove from the UCC unitary those excitation operators that have a small amplitude according to the classical estimate, as they are likely to also have a small contribution to the final wavefunction. Once the first optimization has been completed, we might include more excitation operators and repeat the optimization until a desired convergence threshold is achieved. The same strategy could be employed during the optimization process, discarding those operators for which the cluster amplitudes remain small after certain number of VQE iterations.

E. Gradient evaluation for UCC

Direct search algorithms can be more robust to noise than gradient-based approaches, but this generally comes at the cost of demanding a larger number of function evaluations to achieve convergence [61]. As the accuracy of quantum computers increases, the possibility of computing energy gradients in the quantum computer becomes more feasible. One possibility is to compute the gradient numerically, using for instance a finite difference formula. In this case, the accuracy of the gradient depends on the step size chosen, which would be limited by the precision of the experimental control over the parameters and by shot-noise limited measurements.

Alternatively, one might evaluate the gradient directly on the quantum computer given that an analytical implementation is available. Here we propose a method to compute the analytical gradient of the energy when a product of parametrized unitaries is employed in the state preparation.

Consider a unitary ansatz analogous to the one defined in Eq. (25):

$$U(\vec{t}) = \prod_j^{N_P} \prod_k^{N_S^j} \exp(it_j P_k^j) \quad (33)$$

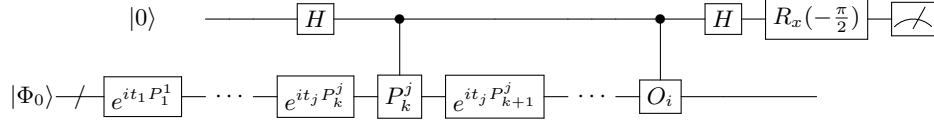


Figure 3. Circuit for measuring the imaginary part of $\langle \Phi_0 | V_k^{j\dagger}(\vec{t}) O_i U(\vec{t}) | \Phi_0 \rangle$ required in the calculation of the partial derivative $\frac{\partial E(\vec{t})}{\partial t_j}$. The $R_x(-\frac{\pi}{2})$ gate rotates to the Y -basis.

where N_P stands for the number of parameters and N_S^j stands for the number of subterms that depend on the j -th parameter. P_k^j is a string of Pauli matrices. Consider the state $\Psi(\vec{t})$, prepared as $\Psi(\vec{t}) = U(\vec{t}) |\Phi_0\rangle$, where $|\Phi_0\rangle$ is a reference wavefunction that do not depend on \vec{t} . Also consider a Hamiltonian, H , which is independent of the parameters \vec{t} . In this case, the derivative of the expectation value of the energy, $E(\vec{t}) = \langle \Psi(\vec{t}) | H | \Psi(\vec{t}) \rangle$, with respect to the parameter t_j will be given by

$$\frac{\partial E(\vec{t})}{\partial t_j} = \langle \Phi_0 | U^\dagger(\vec{t}) H \frac{\partial U(\vec{t})}{\partial t_j} | \Phi_0 \rangle + \langle \Phi_0 | \frac{\partial U(\vec{t})^\dagger}{\partial t_j} H U(\vec{t}) | \Phi_0 \rangle \quad (34)$$

$$= i \sum_k^{N_S^j} \langle \Phi_0 | U^\dagger(\vec{t}) H V_k^j(\vec{t}) | \Phi_0 \rangle - \langle \Phi_0 | V_k^{j\dagger}(\vec{t}) H U(\vec{t}) | \Phi_0 \rangle \quad (35)$$

$$= 2 \sum_k^{N_S^j} \text{Im}(\langle \Phi_0 | V_k^{j\dagger}(\vec{t}) H U(\vec{t}) | \Phi_0 \rangle) \quad (36)$$

Where the operator $V_k^j(\vec{t})$ is defined as the unitary of Eq. (33) but with the operator P_k^j interleaved between the unitaries $\exp(it_j P_{k-1}^j)$ and $\exp(it_j P_k^j)$. Explicitly:

$$V_k^j(\vec{t}) = \exp(it_j P_1^j) \cdots \exp(it_j P_{k-1}^j) P_k^j \exp(it_j P_k^j) \exp(it_j P_{k+1}^j) \cdots \exp(it_{N_P} P_{N_S^{N_P}}^j) \quad (37)$$

Combining Eq. (36) with the decomposition of the Hamiltonian in Eq. (29), we obtain a working expression for computing $\frac{\partial E(\vec{t})}{\partial t_j}$:

$$\frac{\partial E(\vec{t})}{\partial t_j} = 2 \sum_i^M \sum_k^{N_S^j} h_i \text{Im}(\langle \Phi_0 | V_k^{j\dagger}(\vec{t}) O_i U(\vec{t}) | \Phi_0 \rangle) \quad (38)$$

We can evaluate the imaginary part of $\langle \Phi_0 | V_k^{j\dagger} H_i U(\vec{t}) | \Phi_0 \rangle$ with the circuit of Figure 3. Here, we use a state register initialized with the reference state tensor an ancilla qubit initialized in a superposition. First, we apply the unitaries of Eq. (33) to the state register up to $\exp(it_j P_k^j)$, after which we apply the operator P_k^j controlled by the ancilla qubit. Subsequently, we apply the remaining unitaries to the state register, followed by the local operator H_i controlled by the ancilla qubit. Finally, we apply a Hadamard gate in the ancilla qubit

to obtain the state

$$\frac{|0\rangle \otimes (U |\Phi_0\rangle + O_i V_k^j(\vec{t}) |\Phi_0\rangle) + |1\rangle \otimes (U |\Phi_0\rangle - O_i V_k^j(\vec{t}) |\Phi_0\rangle)}{2} \quad (39)$$

The imaginary part of $\langle \Phi_0 | V_k^{j\dagger}(\vec{t}) O_i U(\vec{t}) | \Phi_0 \rangle$ can be recovered by measuring the ancilla qubit in the Y -basis. We can estimate the number of measurements required to make one gradient evaluation employing a frequentist approach. To guarantee a precision ϵ in the norm of the gradient, we can choose to compute each gradient component with precision $\epsilon/\sqrt{N_P}$. The number of measurements required per gradient component can be approximated as in Eq. (31), such as the total number of measurements required per gradient evaluation can be estimated to:

$$m \approx N_P \left(\sum_{j=1}^{N_P} N_S^j \right) \left(\frac{(\sum_i^M |h_i|)^2}{\epsilon^2} \right) \quad (40)$$

For comparison, consider the simplest central finite difference formula that requires two energy evaluations to compute each gradient component:

$$\frac{\partial E(\vec{t})}{\partial t_j} \approx \frac{E(t_1, \dots, t_j + \frac{\delta}{2}, \dots, t_{N_P}) - E(t_1, \dots, t_j - \frac{\delta}{2}, \dots, t_{N_P})}{\delta} \quad (41)$$

where δ is the step size. As in the case of the analytical gradient, we choose to compute each gradient component with precision $\epsilon/\sqrt{N_P}$. Combining this requirement with Eq. (31), we can estimate the number of measurements required for one gradient evaluation as:

$$m \approx 2N_P \left(\frac{(\sum_i^M |h_i|)^2}{\epsilon^2} \right), \quad (42)$$

where the factor of 2 comes from the use of two energy evaluations per gradient component. Comparing Eq. (42) with Eq. (40), we observe that computing the gradient analytically is more expensive than computing the gradient numerically by factor of $\sum_{j=1}^{N_P} N_S^j$. This factor depends on the number of parameters involved in the state preparation as well as on the type of excitation operator employed in UCC. If the preparation unitary comprises of more than one Trotter step, ρ also appears in Eq. (40).

We point out that the previous analysis assumes a fixed precision is employed throughout all the optimization. In practice, the precision can be adapted as the optimization progresses, according to the norm of the gradient, such that the

first steps require less measurements compared to the final steps, where the gradient is smaller. Finally, the total cost of the optimization will be determined by the final number of gradient evaluations or energy evaluations required for convergence. Usually, gradient based methods employ a number of gradient evaluations smaller than the number of energy evaluations spent by derivative-free methods.

F. VQE-UCC with an active space approximation

Several approximations that have been designed to reduce the computational cost of classical quantum chemistry algorithms can be extrapolated to the quantum implementation. A particular strategy that could be exploited to reduce the number of quantum resources for a VQE-UCC calculation is the *complete active space* (CAS) approach [62]. The CAS approximation consists in dividing the orbital space into a set of *inactive* (I) and *active* (A) orbitals such as the occupation of the orbitals in the inactive space remains unchanged. This idea exploits the fact that for most of the quantum chemistry Hamiltonians, including those cases with a strong multireference character, the wavefunction is qualitatively dominated by a relatively small number of Slater determinants that can be effectively captured by expanding the wavefunction in a subspace defined by the active orbitals.

In most quantum chemistry applications, the CAS approximation is employed to treat static correlation effects, meaning that a relatively small active space is selected to obtain a qualitatively correct wavefunction that serves as reference state for further perturbation theory or Coupled Cluster refinements [7, 8]. Nonetheless, one might also consider the choice of an active space that is sufficiently large such as both static and dynamical correlation effects can be described up to certain accuracy.

The CAS approximation for UCC is equivalent to factorizing the reference state as $|\Phi_0\rangle = |\Phi_0^I\rangle \otimes |\Phi_0^A\rangle$, where $|\Phi_0^I\rangle$ is defined over the inactive space and $|\Phi_0^A\rangle$ over the active space. The active space comprises η_A electrons distributed among N_A spatial orbitals. This choice of active space is denoted as $CAS(\eta_A, N_A)$. The active orbitals usually correspond to a selection of the highest occupied orbitals and the lowest virtual orbitals. The cluster operators are redefined such as excitations are only allowed among active orbitals,

$$T^A = \sum_i^{\eta_A} T_i \quad (43)$$

Because of the previous factorization we can write the total energy as:

$$E = \langle \Phi_0^A | e^{-(T^A - T^{A\dagger})} H_{eff}^A e^{T^A - T^{A\dagger}} | \Phi_0^A \rangle \quad (44)$$

where the effective Hamiltonian H_{eff}^A is obtained by evaluating the following expression:

$$H_{eff}^A = \langle \Phi_0^I | H | \Phi_0^I \rangle \quad (45)$$

If the reference state corresponds to a single computational state or a combination of polynomial number of them, the calculation of the effective Hamiltonian can be performed efficiently in a classical computer. In this case, we can obtain an approximate solution to the VQE problem by performing a VQE-UCC calculation for the effective active space Hamiltonian, H_{eff}^A . The CAS-UCC approach reduces the number of qubits required for a calculation by a factor of N_A/N . Similarly, the number of parameters for the preparation of the UCCSD wavefunction is reduced by a factor of $(\eta_A N_A)^2 / (N\eta)^2$ with respect to full-UCCSD, as the scaling becomes $O(\eta_A^2 N_A^2)$.

A number of strategies for selecting active spaces to describe static correlation have been proposed in the context of quantum chemistry. Generally, these strategies employ the occupation of approximate natural orbitals, which are the orbitals that diagonalize the one particle density matrix, as a criteria to choose the active space. Orbitals with integer occupation are generally discarded, and only those with fractional occupation within certain thresholds are considered as part of the active space. The approximate one particle density matrix is obtained from methods that include some amount of correlation and that are relatively inexpensive, such as MP2 [63]. Another commonly used approach employs the unrestricted natural orbitals (UNO) obtained from unrestricted Hartree-Fock calculations [64, 65]. More recently, a scheme based on entanglement measurement among orbitals has been also proposed [66].

We can take advantage of one of these approaches to define an initial active space in a suitable basis for the UCC calculation. The solution obtained with the initial active space can be employed as an initial guess for another CAS-UCC calculation with a larger active space. This process can be repeated until the simulation is performed on the entire basis, in which case we expect the algorithm to converge faster as in each iteration a better approximation to the exact UCC wavefunction is obtained. One can also stop the optimization after the energy does not improve beyond a pre-defined threshold. In the later case, we also achieve a reduction in the number of qubits required for the calculation.

IV. NUMERICAL ASSESSMENT

A. Classical simulation of VQE-UCC

To illustrate the algorithmic details of the the scalable VQE-UCC algorithm, we simulated the VQE-UCC calculation of small molecules in a classical computer using the *Exacta* quantum simulation software suite, developed in our group. The *Exacta* suite follows the philosophy of other quantum computer simulators [67–70], providing tools to perform the required classical processing, circuit synthesis and optimization, compilation to specific architecture and optional quantum hardware simulation, with an special emphasis on quantum algorithms for quantum chemistry.

Figure 4 summarizes the program flow for the simulation of the VQE-UCC algorithm. The first step comprises the calcu-

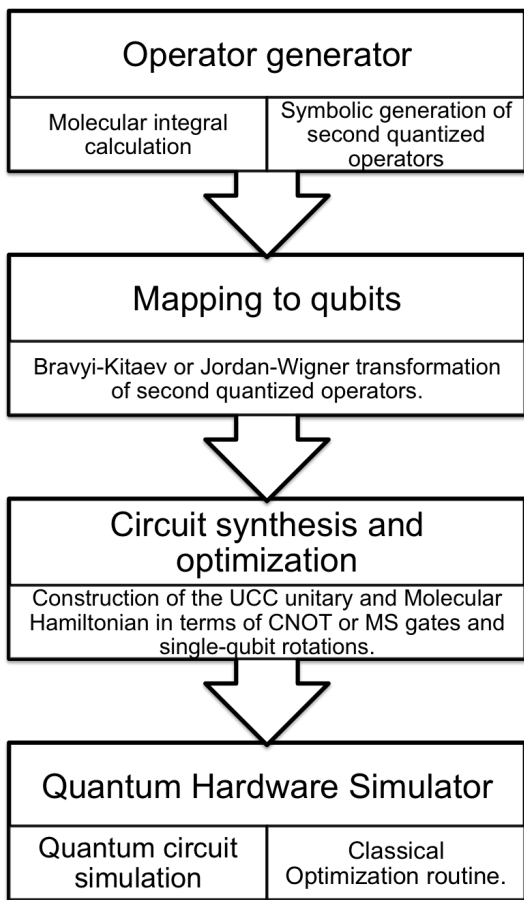


Figure 4. Program flow for the simulation of a UCC-VQE calculation in the *Exacta* suite. The Hamiltonian and excitation operators are obtained from a classical quantum chemistry calculation, followed by the transformation to qubit operations and synthesis of the VQE circuit. The quantum hardware simulator optimizes the VQE parameters based on the energy measurements obtained from the simulation of the VQE circuit.

lation of the integrals required to define the molecular Hamiltonian for a specific selection of geometry and basis set via an interface with a quantum chemistry code. For this particular application we employed the PSI4 code [71]. The Hamiltonian, in a symbolic representation, is mapped to strings of Pauli matrices employing either the Jordan-Wigner or Bravyi-Kitaev transformation routines. In this process, common terms are simplified and terms with coefficients smaller than a pre-defined threshold are discarded (A cutoff value of 10^{-10} a.u. was employed). The UCC unitary is constructed with a truncated cluster operator and the symbolic representation is transformed into unitaries comprising strings of Pauli matrices, following the same procedure employed for the Hamiltonian. The reference state is constructed analogously.

The simulation of the circuit proceeds by calculation of the UCC wavefunction from the the matrix representation of the UCC unitary and the reference state. The optimization was performed using three direct search algorithms available in the *scipy.optimize* library, namely the Nelder-Mead [72], Powell

[73] and COBYLA [74] algorithms. We also employed the L-BFGS-B method [75] with numerical gradients for comparison, using the central finite difference formula (Eq. (41)) with step size $\delta = 10^{-8}$. The energy and parameter thresholds for convergence were fixed at 10^{-5} a.u. 10^{-4} a.u. respectively. For the L-BFGS-B algorithm, the convergence threshold for the projected gradient was fixed at 10^{-4} . In all cases the maximum number of function evaluations was fixed to 20,000.

Finally, we point out that all our numerical experiments assume that function evaluations are performed in double precision arithmetic. These results might differ if sampling errors are included in the energy or gradient evaluations to a fixed precision less than the precision employed in these experiments.

B. VQE-UCC results for H_4 molecular systems

A practical and informative assessment of quantum chemistry simulation involves the study of chemical transformations, such as bond-breaking, isomerization or configurational changes. These processes are generally described through scanning geometries along certain directions of a PES. Along the PES, the amount of entanglement of the wavefunction varies greatly and this impacts the performance of the ansatz employed to approximate the wave function.

In order to illustrate these aspects, we selected a model in which the amount of entanglement in the wavefunction can be continuously varied and which is simple enough to enable simulations. We have considered the PES of a system comprising four hydrogen atoms investigated along three different paths: rectangular (R), trapezoidal (T), and linear (L), as described in Figure 5. These systems have been widely employed by the quantum chemistry community as a benchmark for multireference methods [7, 76]. We studied 19 different geometries for the trapezoidal path generated by varying the parameter θ between 90° and 180° . For the linear and the parallel paths, we studied 24 different geometries generated by varying the parameter r between 0.6\AA and 5.0\AA .

1. Influence of the optimization method in the VQE performance

We evaluated the effectiveness of the strategies proposed to generate the initial guess for the cluster amplitudes and optimization methods based on three criteria:

1. the error in the calculated energy with respect to the FCI solution, $E_{\text{FCI}} - E_{\text{VQE}}$,
2. the accuracy of the wavefunction evaluated as $1 - |\langle \Psi_{\text{VQE}} | \Psi_{\text{FCI}} \rangle|$ and
3. the number of function evaluations required for convergence.

We compared the four optimization methods described in the previous section using three different starting guesses:

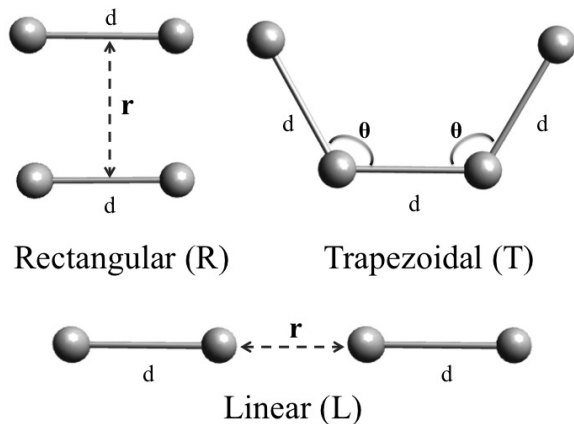


Figure 5. Description of geometries for the H_4 model systems studied in this work. The potential energy surfaces are defined as a function of the variable r for the rectangular (R) and linear (L) geometries and as a function of θ for the trapezoidal (T) geometry. The value of the parameter d is kept fixed at 2.0 Å.

1. random, in which random values are chosen uniformly in the interval -0.25 to 0.25 ,
2. starting with all the amplitudes set to zero, which corresponds to using the Hartree-Fock solution as initial guess and
3. the MP2 approximation to the cluster amplitudes.

The full optimization is comprised of a total of 52 parameters. To evaluate the performance of the random guess approach we ran the algorithm 10 times and averaged the results.

Figure 6 compares the average values of the three criteria listed above along the rectangular, trapezoidal, and linear paths of the H_4 system. We observe that the Nelder-Mead and the Powell methods exhibit a high variability in their performances when the parameters are initialized at zero or randomly, as indicated by the large standard deviations in the wavefunction accuracy. In particular, Nelder-Mead fails to converge in less than 20000 function evaluations and performs poorly, with energy errors beyond 10 kcal/mol and overlaps with the exact wavefunction below 0.8. The Powell method has a better performance in the number of function evaluations but exhibits a lower average overlap with the wavefunction for the trapezoidal and linear paths when compared to Nelder-Mead. On the other hand, the COBYLA and the L-BFGS-B methods converge to almost the same minimum for most of the points of the PES, independent of the method employed to generate the initial guess. This is indicated by the lower standard deviations in the wavefunction and much larger energy accuracies compared to the results of Nelder-Mead and Powell.

The use of the MP2 guesses for the cluster amplitudes significantly reduces the number of function evaluations for all the optimization methods as observed in the left panel of Figure 6. MP2 guesses also improve the average accuracy of the wavefunction and energy obtained with the Nelder-Mead and

Powell methods, as observed in the central and right panels of Figure 6. We point out that for systems that experience strong correlation the MP2 amplitudes might be a poor starting point, although still better than the random or zeros guesses. In those cases, more reliable methods such as Density Matrix Renormalization Group (DMRG) with a small active space and a small bond dimension could provide better initial guesses at the expense of classical computation time [77]. These results illustrate how the incorporation of classical approaches can improve the performance of quantum simulation by providing physically meaningful starting guesses and also highlight the importance of the choice of the optimization method.

2. Effect of trotterization in the optimization

Table I compares the performance of the trotterized UCC ansatz (Eq. (21)) using 1 and 2 trotter steps with the performance of the non-trotterized ansatz (Eq. (20)). For these calculations we employed the COBYLA and the L-BFGS-B optimization methods with the MP2 guess. To measure the quality of the results we use the average overlap with the FCI wavefunction as well the non-parallelism error (NPE). The NPE is calculated according to the formula:

$$\text{NPE} = \max(E_{\text{UCCSD}} - E_{\text{FCI}}) - \min(E_{\text{UCCSD}} - E_{\text{FCI}}) \quad (46)$$

which quantifies the maximum error obtained when computing energy differences between points in the PES using the UCCSD approach. As observed in Table I, the quality of the results obtained with the trotterized unitaries is almost identical to the that of the exact implementation of Eq. (20) when using the L-BFGS-B optimization method. We also notice that the approximation with 2 trotter steps converges faster in average than the unitary with only one trotter step.

Using COBYLA, the trotterized unitaries produce results similar to those obtained with Eq. (20) for the trapezoidal and the parallel paths. In contrast, COBYLA exhibits a lower average performance for the linear system, as shown in Table I. A better insight into this result is offered by Figure 7, where we plot the error in the wavefunction along r for the linear path as computed with the COBYLA and the L-BFGS-B methods. The error in the wavefunction is quantified as the difference between 1.0 and the absolute value of the overlap of the UCCSD and the FCI wavefunctions. We observe that the COBYLA algorithm provides wavefunctions with overlaps below 0.95 and as low as 0.78 between 0.8–1.6 Å, which corresponds to a section of the PES with strong multireference character. For these geometries, the COBYLA algorithm reaches the maximum number of functions evaluations when using Eq. (21) with 1 trotter step. Increasing the number of trotter steps seems to partially alleviate this problem. In contrast, a gradient based approach such as L-BFGS-B provides better results in the 0.8–1.6 Å range. Interestingly, as the distance increases beyond 2.6 Å, the difference between the trotterized and the exact unitary becomes more prominent. We point out, however, that in all these cases the overlap is larger than 0.999 with a single trotter step.

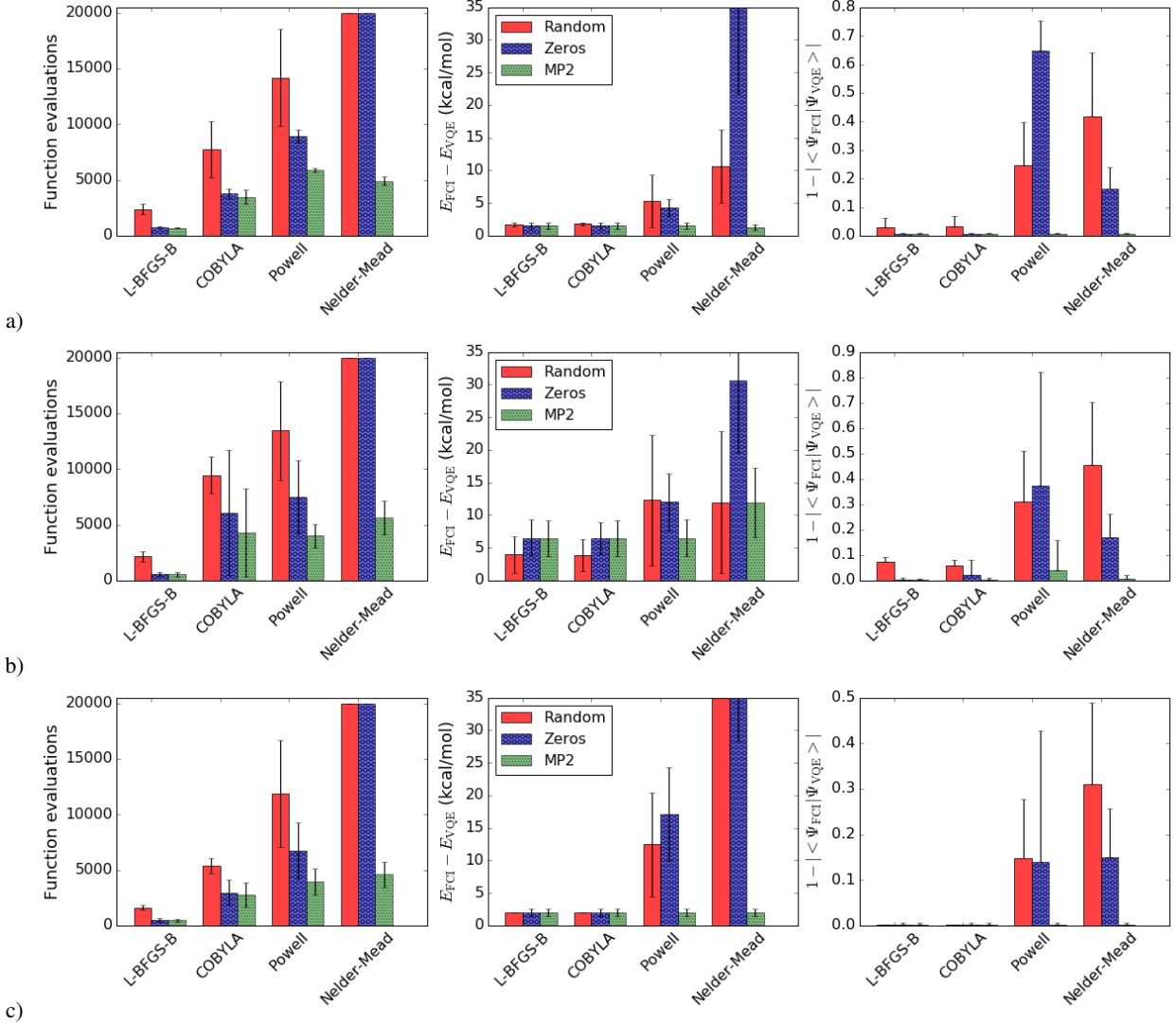


Figure 6. Average performance of the VQE algorithm applied to the H_4 system along the a) trapezoidal b) linear and c) parallel paths using four optimization methods (L-BFGS-B, COBYLA, Powell and Nelder-Mead) and three different methods to initialize the parameters: Randomly (Random), set to zero (Zeros) and set to the MP2 amplitudes (MP2). We compare the number of function evaluation required for convergence (left panel), the error in the final energy with respect to the FCI solution (central panel) as well as the error in the wavefunction, quantified as $1 - |\langle \Psi_{\text{VQE}} | \Psi_{\text{FCI}} \rangle|$ (right panel). Error bars indicate one standard deviation. The range in the energy plots is truncated to 35 kcal/mol to facilitate comparison.

3. Reduction in the number of parameters by prescreening of cluster amplitudes

Classical approximations can provide a criterion to discard excitation operators with small amplitudes, which have a minor contribution to the wavefunction expansion. MP2 amplitudes, for instance, provide an approximation of the amplitudes of double excitation operators, which are responsible for the scaling of the number of parameters in the UCCSD method as a function of the system size. Given the set of MP2 amplitudes, $\{t_{ij}^{ab(\text{MP2})}\}$, we can discard all the excitation operators such as $|t_{ij}^{ab(\text{MP2})}| < d$, where d is a suitable threshold. **Table II** displays the average performance of UCCSD calcula-

tions in the H_4 systems using a reduced number of parameters for different values of d .

For the H_4 systems, only 10 out of the 34 double excitation operators have a significant effect on the total energy. The errors in the energy associated to the discarded parameters are in all cases smaller than chemical accuracy. Through the prescreening process we reduce the circuit depth of the VQE algorithm by reducing the number of parameters involved in the preparation. The smaller number of parameters also facilitates the convergence of the optimization method. For the H_4 systems, the number of function evaluations decreases by a factor of 3.

To gain insights into the effect of the screening in the scaling of the number of parameters for UCC, we applied our re-

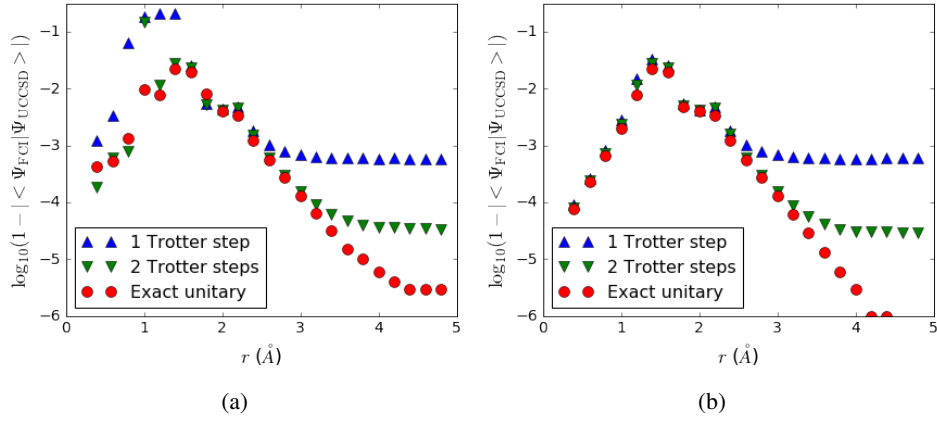


Figure 7. Comparison between the error in the wavefunctions obtained using a) COBYLA and b) L-BGFG-B optimizations along the linear path of the H_4 system. The UCCSD wavefunctions were obtained using the exact UCC unitary (Eq. (20), red dots) and the trotterized version (Eq. (25)) with one trotter step (blue triangles up) and two trotter steps (green triangles down). The error in the wavefunction is quantified as $1 - |\langle \Psi_{\text{UCCSD}} | \Psi_{\text{FCI}} \rangle|$.

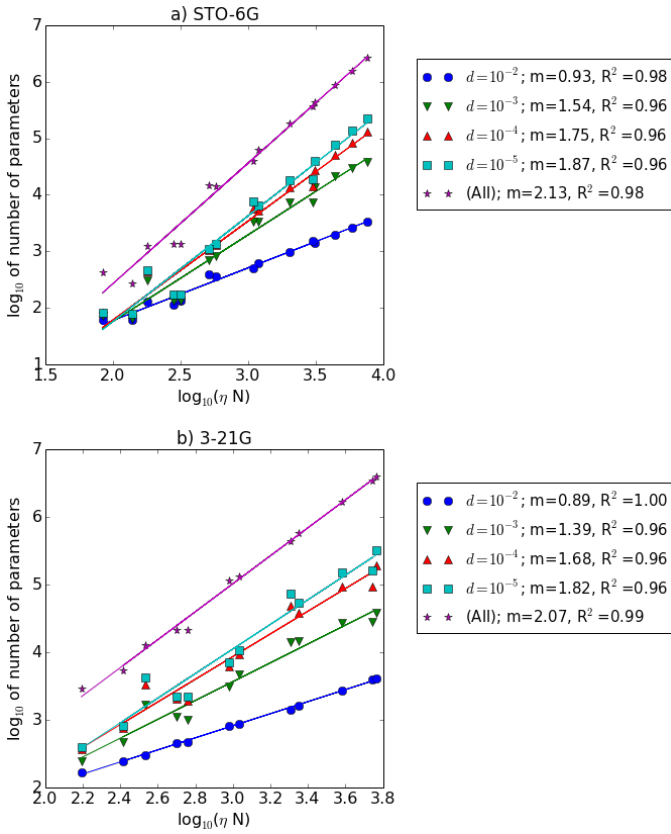


Figure 8. Number of parameters in the VQE unitary for different values of the threshold d for some molecules. We employed two different basis sets: a) STO-6G and b) 3-21G. The results are plotted against the product of the number of basis set functions and electrons, ηN . The correlation coefficient (R) and slope (m) of the linear regressions are shown in the legend. The list of molecules include: hydrocarbons (C1-C8), BeH_2 , Benzene, N_2 , O_2 , B_2H_6 , ethanol and water.

duction strategy to a series of small molecules for different values of the threshold d . The results are shown in Figure 8 as a function of the product of the number of electrons and the number of orbitals of the system, $N\eta$. We observe that the number of parameters, and consequently the depth of the VQE circuit, decreases by almost one order of magnitude using a threshold of 10^{-5} . In addition, for thresholds above 10^{-5} , it is also possible to achieve a subquadratic scaling in $N\eta$, compared to the formal quadratic scaling of the full UCCSD ansatz.

4. Gradient based optimization

Finally, we tested the analytical gradient approach introduced in Subsection III E for the VQE optimization, using the L-BFGS-B algorithm. Table III summarizes the results for the trapezoidal, parallel and linear paths of the H_4 systems with one trotter step and compares them with the results obtained using COBYLA and L-BFGS-B via a central difference formula. We observe that the analytical gradient approach offers results of the same quality of the other optimization methods. To compare the cost of the different approaches, we estimated the number of measurement required by the VQE calculations using Eq. (31), Eq. (40) and Eq. (42). In these calculations, we assume that all the energies are computed within precision $\epsilon/\sqrt{N_D}$, where ϵ is the accuracy desired for the gradient norm. Our results show that the exact gradient approach requires more measurements than the COBYLA method or the same L-BFGS-B method when employing a numerical gradient.

An important factor contributing to the cost of the gradient approaches is the number of parameters comprised in the UCCSD ansatz. In addition, for the analytical gradient, the order of excitation operators impose an extra cost. For instance, each double excitation operator in UCC contributes with eight subterms, increasing the number of measurements by approximately $8M \sum_i^M \frac{h_i^2}{\epsilon^2}$. Consequently, gradient ap-

proaches can benefit greatly from the pre-screening of excitation operators using approximate amplitudes. Similarly, the strategy of screening the hamiltonian terms can reduce the number of measurements in the gradient estimation.

The results shown in **Table III** also indicate that the numerical approximation of the gradient requires the smallest number of measurements and can be a competitive alternative to derivative-free optimization. However, we point out that our analysis assumes that the step size employed for the finite difference formula is not the limiting factor in the precision of the derivative. Given that the step size depends upon the experimental precision to which the variational parameters can be controlled, this factor must be taken into account when considering the use of gradient-based approaches in the VQE algorithm.

V. DISCUSSION

We have presented a series of strategies for the calculation of molecular energies using the VQE algorithm combined with a UCC ansatz for carrying out the state preparation. The UCC method provides a hierarchy of wavefunction ansatzes that can be prepared using quantum circuits with a size that scales polynomially in the number of orbitals and particles of the system. In particular, the approximation up to double cluster operators provides a good compromise between cost and accuracy for applications in quantum chemistry, with a number of parameters that scales as $O(N^2\eta^2)$. The number of parameters in the approximation determines the size of the circuit and impacts the cost of the classical optimization required for wavefunction optimization.

Additionally, we have illustrated how efficient classical approximations to the amplitudes of the cluster operators, such as those obtained from perturbation theory, can be used to reduce the cost of the VQE algorithm for chemistry. In particular, we showed that classical amplitudes provide effective initial guesses for the optimization process and serve as a pre-screening mechanism to remove cluster operators that have negligible contribution to the optimal wavefunction. This strategy is an example of a hybrid quantum-classical scheme for quantum simulation, where efficient classical approximations are employed to reduce quantum resources and boost the efficiency of the quantum subroutine. These hybrid schemes are more likely to be the first quantum algorithms to exploit the power of small quantum computers for quantum simulation.

Our numerical analysis also highlights the deficiencies of some derivative-free methods, such as Nelder-Mead and Powell, that have been previously employed in numerical and experimental demonstrations of VQE [26, 28]. These methods performs poorly for a relatively large number of parameters, failing to converge to the correct wavefunctions unless a physically meaningful initial guess is employed. Among the methods tested, COBYLA showed a much better performance.

Finally, we have introduced an analytical approach to compute the energy gradient for trotterized ansatzes in the VQE scheme. This approach allows us to employ gradient based

methods to minimize the energy. Our numerical simulations show that our analytical gradient approach provides solutions of the same quality obtained with derivative-free and numerical gradient approaches, although with a potential increase in the number of measurements. Our analysis also shows that numerical gradient methods can be competitive with derivative-free optimization. We point out that our formulation of the analytical gradient can be adapted to other algorithms that employ a quantum-classical hybrid scheme such as the quantum approximate optimization algorithm [78] and some methods proposed in the context of quantum learning [79–81].

All our results assume that the number of measurements is the only factor determining the final precision of the energy. Future work will also consider the influence of noise on the precision. We are also studying the use of entangled states as reference states in UCC calculations for strongly correlated systems.

ACKNOWLEDGEMENTS

JR thanks Gian Giacomo Guerreschi for helpful discussions about gradient methods for quantum variational approaches and Libor Veis for helpful comments on the manuscript. JR and PJJ acknowledge the Air Force Office of Scientific Research for support under Award: FA9550-12-1-0046. JRM is supported by the Luis W. Alvarez fellowship under LDRD funding from Berkeley Lab, provided by the Director, Office of Science, of the U.S. Department of Energy under Contract No. DE-AC02-05CH11231. CH acknowledges partial support by the ARC Center of Excellence for Engineered Quantum Systems (Project No. CE110001013). AA-G acknowledges the Army Research Office under Award: W911NF-15-1-0256. The authors thank the Harvard Odyssey cluster facility where the numerical simulations presented in this work were carried out.

Appendix A: Commutativity of subterms in excitation operators

Assuming real cluster amplitudes, the JW transformation of the single and double cluster operators for UCC can be written as follows:

$$t_i^a(a_a^\dagger a_i - h.c.) \equiv \frac{it_i^a}{2} \bigotimes_{k=i+1}^{a-1} \sigma_k^z (\sigma_i^y \sigma_a^x - \sigma_i^x \sigma_a^y) \quad (\text{A1})$$

$$\begin{aligned} t_{ij}^{ab}(a_b^\dagger a_a^\dagger a_j a_i - h.c.) &\equiv \frac{it_{ij}^{ab}}{8} \bigotimes_{k=i+1}^{j-1} \sigma_k^z \bigotimes_{l=a+1}^{b-1} \sigma_l^z \\ &(\sigma_i^x \sigma_j^x \sigma_a^y \sigma_b^x + \sigma_i^y \sigma_j^x \sigma_a^y \sigma_b^y \\ &+ \sigma_i^x \sigma_j^y \sigma_a^y \sigma_b^y + \sigma_i^x \sigma_j^x \sigma_a^x \sigma_b^y \\ &- \sigma_i^y \sigma_j^x \sigma_a^x \sigma_b^x - \sigma_i^x \sigma_j^y \sigma_a^x \sigma_b^x \\ &- \sigma_i^y \sigma_j^y \sigma_a^y \sigma_b^x - \sigma_i^y \sigma_j^y \sigma_a^x \sigma_b^y), \quad (\text{A2}) \end{aligned}$$

where we assume without loss of generality that $b > a > j > i$. The commutativity among the terms in Eq. (A1) and

Eq. (A2) can be verified by inspection. In general, the JW transformation of an UCC operator of order n will comprise 2^{2n-1} terms, composed by the same string of Z operators multiplying the sum of all the possible strings of X and Y operators acting on $2n$ qubits, such as the numbers of X and Y operators are both odd. The commutativity between any of this terms reduces to the commutativity of the strings containing X and Y operators only.

Consider two arbitrary strings of X and Y operators of length $2n$, $P_A = \bigotimes_{i=1}^{2n} \sigma_i^{a_i}$ and $P_B = \bigotimes_{i=1}^{2n} \sigma_i^{b_i}$, acting on the same set of qubits. The commutator is given by:

$$[P_A, P_B] = \bigotimes_{i=1}^{2n} (\sigma_i^{a_i} \sigma_i^{b_i}) - \bigotimes_{i=1}^{2n} (\sigma_i^{b_i} \sigma_i^{a_i}) \quad (\text{A3})$$

where the product $\sigma_i^{a_i} \sigma_i^{b_i}$ can take three values:

$$\sigma_i^{a_i} \sigma_i^{b_i} = \begin{cases} 1 & \text{if } a_i = b_i \\ i\sigma_z & \text{if } a_i = x \quad b_i = y \\ -i\sigma_z & \text{if } a_i = y \quad b_i = x. \end{cases} \quad (\text{A4})$$

Applying Eq. (A4) to Eq. (A3), we can write:

$$[P_A, P_B] = \left[(-i)^{n_y^A - c_y} (i)^{n_x^A - c_x} - (-i)^{n_y^B - c_y} (i)^{n_x^B - c_x} \right] P, \quad (\text{A5})$$

where P is the string of Pauli matrices obtained from the multiplication and n_x^A and n_y^A are the numbers of X and Y operators in string A, respectively. n_x^B and n_y^B are defined analogously. c_x is the number of times $a_i = b_i = x$; c_y is defined accordingly. Rearranging Eq. (A5) we obtain:

$$[P_A, P_B] = (-1)^{n_y^A - c_y} \left(1 - (-1)^{n_y^B - n_y^A} \right) i^{2n - c_x - c_y} P \quad (\text{A6})$$

Now recall that for the UCC operators, n_y^A and n_y^B are both odd and thus $n_y^B - n_y^A$ is even. Consequently, $[P_A, P_B]$ is zero. We conclude that the subterms comprising a single UCC operator commute.

-
- [1] S. Curtarolo, G. L. Hart, M. B. Nardelli, N. Mingo, S. Sanvito, and O. Levy, *Nat. Mater.* **12**, 191 (2013).
- [2] B. Huskinson, M. P. Marshak, C. Suh, S. Er, M. R. Gerhardt, C. J. Galvin, X. Chen, A. Aspuru-Guzik, R. G. Gordon, and M. J. Aziz, *Nature* **505**, 195 (2014).
- [3] S. Er, C. Suh, M. P. Marshak, and A. Aspuru-Guzik, *Chem. Sci* **6**, 885 (2015).
- [4] J. Hachmann, R. Olivares-Amaya, S. Atahan-Evrenk, C. Amador-Bedolla, R. S. Sánchez-Carrera, A. Gold-Parker, L. Vogt, A. M. Brockway, and A. Aspuru-Guzik, *J. Phys. Chem. Lett.* **2**, 2241 (2011).
- [5] A. T. Bell, *Mol. Phys.* **102**, 319 (2004).
- [6] K. H. Marti and M. Reiher, *Phys. Chem. Chem. Phys* **13**, 6750 (2011).
- [7] D. I. Lyakh, M. Musial, V. F. Lotrich, and R. J. Bartlett, *Chem. Rev.* **112**, 182 (2011).
- [8] P. G. Szalay, T. Müller, G. Gidofalvi, H. Lischka, and R. Shepard, *Chem. Rev.* **112**, 108 (2011).
- [9] M. Head-Gordon and E. A. Cortés, *Physics Today* **61**, 58 (2008).
- [10] T. Helgaker, J. Olsen, and P. Jorgensen, *Molecular Electronic Structure Theory* (John Wiley & Sons, Inc., 2013).
- [11] R. P. Feynman, *Int. J. Theor. Phys.* **21**, 467 (1982), ISSN 00207748.
- [12] D. S. Abrams and S. Lloyd, *Phys. Rev. Lett.* **79**, 2586 (1997).
- [13] I. Georgescu, S. Ashhab, and F. Nori, *Rev. Mod. Phys.* **86**, 153 (2014).
- [14] I. Kassal, J. D. Whitfield, A. Perdomo-Ortiz, M.-H. Yung, and A. Aspuru-Guzik, *Annu. Rev. Phys. Chem* **62**, 185 (2011).
- [15] M.-H. Yung, J. D. Whitfield, S. Boixo, D. G. Tempel, and A. Aspuru-Guzik, *Introduction to Quantum Algorithms for Physics and Chemistry* (John Wiley & Sons, Inc., 2014), pp. 67–106.
- [16] A. Aspuru-Guzik, A. D. Dutoi, P. J. Love, and M. Head-Gordon, *Science* **309**, 1704 (2005).
- [17] J. D. Whitfield, J. Biamonte, and A. Aspuru-Guzik, *Mol. Phys.* **109**, 735 (2011).
- [18] M. B. Hastings, D. Wecker, B. Bauer, and M. Troyer, *Quantum Inf. Comput.* **15**, 1 (2015).
- [19] D. Poulin, M. B. Hastings, D. Wecker, N. Wiebe, A. C. Doherty, and M. Troyer, *Quantum Inf. Comput.* **15**, 361 (2015).
- [20] R. Babbush, J. McClean, D. Wecker, A. Aspuru-Guzik, and N. Wiebe, *Phys. Rev. A* **91**, 022311 (2015).
- [21] R. Babbush, D. W. Berry, I. D. Kivlichan, A. Y. Wei, P. J. Love, and A. Aspuru-Guzik, *New J. Phys.* **18**, 033032 (2016).
- [22] R. Babbush, D. W. Berry, I. D. Kivlichan, A. Y. Wei, P. J. Love, and A. Aspuru-Guzik, e-print arXiv:1506.01029 (2015).
- [23] B. Toloui and P. J. Love, arXiv preprint arXiv:1312.2579 (2013).
- [24] D. Wecker, B. Bauer, B. K. Clark, M. B. Hastings, and M. Troyer, *Phys. Rev. A* **90**, 022305 (2014).
- [25] J. R. McClean, R. Babbush, P. J. Love, and A. Aspuru-Guzik, *J. Phys. Chem. Lett.* **5**, 4368 (2014), 1407.7863.
- [26] A. Peruzzo, J. McClean, P. Shadbolt, M.-H. Yung, X.-Q. Zhou, P. J. Love, A. Aspuru-Guzik, and J. L. O'Brien, *Nat. Commun.* **5**, 4213 (2014).
- [27] J. R. McClean, J. Romero, R. Babbush, and A. Aspuru-Guzik, *New J. Phys* **18**, 023023 (2016).
- [28] D. Wecker, M. B. Hastings, and M. Troyer, *Phys. Rev. A* **92**, 042303 (2015).
- [29] J. R. McClean, M. E. Schwartz, J. Carter, and W. A. de Jong, arXiv preprint arXiv:1603.05681 (2016).

- [30] Y. Shen, X. Zhang, S. Zhang, J.-N. Zhang, M.-H. Yung, and K. Kim, arXiv preprint arXiv:1506.00443 (2015).
- [31] C. Hempel and et al, In preparation (2016).
- [32] P. J. J. O’Malley, R. Babbush, I. D. Kivlichan, J. Romero, J. R. McClean, R. Barends, J. Kelly, P. Roushan, A. Tranter, N. Ding, et al., *Phys. Rev. X* **6**, 031007 (2016).
- [33] M.-H. Yung, J. Casanova, A. Mezzacapo, J. McClean, L. Lamata, A. Aspuru-Guzik, and E. Solano, *Sci. Rep.* **4**, 3589 (2014).
- [34] W. Kutzelnigg, *In Methods of Electronic Structure Theory; Schaefer, H. F., III, Ed* (Plenum Press: New York, NY, USA, 1977), p. 129.
- [35] M. R. Hoffmann and J. Simons, *J. Chem. Phys.* **88**, 993 (1988).
- [36] R. J. Bartlett, S. A. Kucharski, and J. Noga, *Chem. Phys. Lett.* **155**, 133 (1989).
- [37] B. Cooper and P. J. Knowles, *J. Chem. Phys.* **133**, 234102 (2010).
- [38] F. A. Evangelista, *J. Chem. Phys.* **134**, 224102 (2011).
- [39] R. J. Bartlett and M. Musiał, *Rev. Mod. Phys.* **79**, 291 (2007).
- [40] K. A. Peterson, D. Feller, and D. A. Dixon, *Theor. Chem. Acc.* **131**, 1 (2012).
- [41] W. Kutzelnigg, *Theo. Chim. Acta* **80**, 349 (1991).
- [42] A. G. Taube and R. J. Bartlett, *Int. J. Quantum Chem.* **106**, 3393 (2006).
- [43] P. Jordan and E. P. Wigner, *Zeitschrift fur Physik* **47**, 631 (1928).
- [44] J. T. Seeley, M. J. Richard, and P. J. Love, *J. Chem. Phys.* **137**, 224109 (2012).
- [45] A. Tranter, S. Sofia, J. Seeley, M. Kaicher, J. McClean, R. Babbush, P. V. Coveney, F. Mintert, F. Wilhelm, and P. J. Love, *International Journal of Quantum Chemistry* **115**, 1431 (2015).
- [46] J. Benhelm, G. Kirchmair, C. F. Roos, and R. Blatt, *Nat. Phys.* **4**, 463 (2008).
- [47] R. Barends, J. Kelly, A. Megrant, A. Veitia, D. Sank, E. Jeffrey, T. C. White, J. Mutus, A. G. Fowler, Y. Campbell Chen, et al., *Nature* **508**, 500 (2014).
- [48] B. Lanyon, C. Hempel, D. Nigg, M. Müller, R. Gerritsma, F. Zähringer, P. Schindler, J. Barreiro, M. Rambach, G. Kirchmair, et al., *Science* **334**, 57 (2011).
- [49] R. Blatt and C. Roos, *Nat. Phys.* **8**, 277 (2012).
- [50] R. Barends, L. Lamata, J. Kelly, L. García-Álvarez, A. Fowler, A. Megrant, E. Jeffrey, T. White, D. Sank, J. Mutus, et al., *Nat. Commun.* **6**, 7654 (2015).
- [51] M. B. Hastings, D. Wecker, B. Bauer, and M. Troyer, *Quantum Info. Comput.* **15**, 1 (2015).
- [52] N. P. Sawaya, M. Smelyanskiy, J. R. McClean, and A. Aspuru-Guzik, *J. Chem. Theory Comput.* (2016).
- [53] A. Sørensen and K. Mølmer, *Phys. Rev. Lett.* **82**, 1971 (1999).
- [54] A. Sørensen and K. Mølmer, *Phys. Rev. A* **62**, 022311 (2000).
- [55] P. Schindler, D. Nigg, T. Monz, J. T. Barreiro, E. Martinez, S. X. Wang, S. Quint, M. F. Brandl, V. Nebendahl, C. F. Roos, et al., *New J. Phys* **15**, 123012 (2013).
- [56] S. Debnath, N. M. Linke, C. Figgatt, K. A. Landsman, K. Wright, and C. R. Monroe, *Nature* **536**, 63 (2016).
- [57] M. Müller, K. Hammerer, Y. Zhou, C. Roos, and P. Zoller, *New J. Phys* **13**, 085007 (2011).
- [58] G. Ortiz, J. Gubernatis, E. Knill, and R. Laflamme, *Phys. Rev. A* **64**, 022319 (2001).
- [59] R. Somma, G. Ortiz, J. Gubernatis, E. Knill, and R. Laflamme, *Phys. Rev. A* **65**, 042323 (2002).
- [60] H. Wang, S. Ashhab, and F. Nori, *Phys. Rev. A* **79**, 042335 (2009).
- [61] T. G. Kolda, R. M. Lewis, and V. Torczon, *SIAM. Rev* **45**, 385 (2003).
- [62] B. O. Roos, P. R. Taylor, P. E. Si, et al., *Chem. Phys.* **48**, 157 (1980).
- [63] H. J. A. Jensen, P. Jørgensen, H. Ågren, and J. Olsen, *J. Chem. Phys* **88**, 3834 (1988).
- [64] M. L. Abrams and C. D. Sherrill, *Chem. Phys. Lett.* **395**, 227 (2004).
- [65] S. Keller, K. Boguslawski, T. Janowski, M. Reiher, and P. Pulay, *J. Chem. Phys* **142**, 244104 (2015).
- [66] C. J. Stein and M. Reiher, *J. Chem. Theory Comput* **12**, 1760 (2016).
- [67] K. M. Svore, A. V. Aho, A. W. Cross, I. Chuang, and I. L. Markov, *Computer* pp. 74–83 (2006).
- [68] D. Wecker and K. M. Svore, arXiv preprint arXiv:1402.4467 (2014).
- [69] A. S. Green, P. L. Lumsdaine, N. J. Ross, P. Selinger, and B. Valiron, in *ACM SIGPLAN Notices* (ACM, 2013), vol. 48, pp. 333–342.
- [70] M. Smelyanskiy, N. P. Sawaya, and A. Aspuru-Guzik, arXiv preprint arXiv:1601.07195 (2016).
- [71] M. W. Schmidt, K. K. Baldrige, J. A. Boatz, S. T. Elbert, M. S. Gordon, J. H. Jensen, S. Koseki, N. Matsunaga, K. A. Nguyen, S. Su, et al., *J. Comput. Chem.* **14**, 1347 (1993).
- [72] J. A. Nelder and R. Mead, *Comput. J* **7**, 308 (1965).
- [73] M. J. Powell, *Comput. J* **7**, 155 (1964).
- [74] M. J. Powell, in *Advances in optimization and numerical analysis* (Springer, 1994), pp. 51–67.
- [75] R. H. Byrd, P. Lu, J. Nocedal, and C. Zhu, *SIAM. J. Sci. Comput* **16**, 1190 (1995).
- [76] K. Jankowski and J. Paldus, *Int. J. Quantum Chem.* **18**, 1243 (1980).
- [77] L. Veis, A. Antalík, J. Brabec, F. Neese, O. Legeza, and J. Pittner, *J. Phys. Chem. Lett.* **7**, 40724078 (2016).
- [78] E. Farhi, J. Goldstone, and S. Gutmann, arXiv preprint arXiv:1411.4028 (2014).
- [79] J. Bang, J. Ryu, S. Yoo, M. Pawłowski, and J. Lee, *New. J. Phys* **16**, 073017 (2014).
- [80] K. H. Wan, O. Dahlsten, H. Kristjánsson, R. Gardner, and M. Kim, arXiv preprint arXiv:1612.01045 (2016).
- [81] J. Romero, J. Olson, and A. Aspuru-Guzik, arXiv preprint arXiv:1612.02806 (2016).

Table I. Comparison of the VQE results obtained with the ansatz from Eq. (20) and Eq. (25) with one and two trotter steps, for the calculation of the PES of the H_4 systems. We compared the average overlap with the FCI wavefunction, non-parallelism error and average number of function evaluations along the trapezoidal, parallel and linear paths of the H_4 system, obtained using the L-BFGS-B and COBYLA optimization methods. The molecular Hamiltonian was obtained with a STO-6G basis set.

Optimization method	System	Approximation	Average Overlap	NPE in PES* (kcal/mol)	Number of energy evaluations
L-BFGS-B	Trapezoidal	Eq. (25) $\rho = 1$	0.994 ± 0.006	1.4	861 ± 73
		Eq. (25) $\rho = 2$	0.995 ± 0.005	1.5	615 ± 32
		Eq. (20)	0.995 ± 0.005	1.5	703 ± 51
	Parallel	Eq. (25) $\rho = 1$	0.996 ± 0.008	2.0	590 ± 144
		Eq. (25) $\rho = 2$	0.997 ± 0.007	2.0	436 ± 149
		Eq. (20)	0.997 ± 0.006	2.0	467 ± 142
	Linear	Eq. (25) $\rho = 1$	0.998 ± 0.006	7.1	710 ± 99
		Eq. (25) $\rho = 2$	0.999 ± 0.005	6.9	487 ± 158
		Eq. (20)	0.999 ± 0.005	6.5	534 ± 182
COBYLA	Trapezoidal	Eq. (25) $\rho = 1$	0.994 ± 0.006	1.0	3703 ± 1023
		Eq. (25) $\rho = 2$	0.995 ± 0.005	1.5	2753 ± 340
		Eq. (20)	0.995 ± 0.005	1.5	3468 ± 622
	Parallel	Eq. (25) $\rho = 1$	0.998 ± 0.006	2.0	2431 ± 857
		Eq. (25) $\rho = 2$	0.999 ± 0.005	2.0	2047 ± 665
		Eq. (20)	0.999 ± 0.005	2.0	2820 ± 1086
	Linear	Eq. (25) $\rho = 1$	0.968 ± 0.068	5.1	5115 ± 5475
		Eq. (25) $\rho = 2$	0.990 ± 0.030	6.9	2882 ± 3620
		Eq. (20)	0.997 ± 0.006	6.5	4231 ± 3880

* Non-parallelism error.

Table II. Results of VQE calculations for the H_4 systems using prescreening with the MP2 amplitudes. We compared the results obtained for different values of the threshold (d) with the calculation including all the parameters. The L-BFGS-B optimization method was used. For $d < 10^{-3}$ the results are the same as for $d = 10^{-3}$.

System	Number of parameters			Max. difference in PES* (kcal/mol)		Energy evaluations x 10^3		
	$d = 10^{-2}$	$d = 10^{-3}$	All	$d = 10^{-2}$	$d = 10^{-3}$	$d = 10^{-2}$	$d = 10^{-3}$	All
Trapezoidal	24	26	52	$<7 \times 10^{-4}$	$<7 \times 10^{-4}$	1.17 ± 0.11	1.20 ± 0.13	3.5 ± 0.6
Parallel	24	26	52	0.07	$<7 \times 10^{-4}$	1.12 ± 0.44	1.17 ± 0.43	2.8 ± 1.0
Linear	24	26	52	0.76	0.20	1.26 ± 0.43	1.37 ± 0.37	4.2 ± 3.8

* Maximum difference between the PES calculated with all the parameters and the PES obtained from the pre-screened calculation.

Table III. Comparison of the VQE results obtained with Eq. (25) with one trotter step ($\rho = 1$) for the calculation of the PES of the H_4 systems using the L-BFGS-B optimization method with the analytical (ana.) gradient of Eq. (38). The results for L-BFGS-B using a numerical (num.) gradient (Eq. (41)) and COBYLA are shown for comparison. To compute the number of measurements, energies were assumed to be estimated with precision $\epsilon/\sqrt{N_P}$, where N_P is the number of parameters for UCCSD and ϵ is the desired accuracy in the total gradient. Pre-screening of the UCC parameters was applied with $d = 10^{-3}$.

System	Optimization method	Average Overlap	NPE in PES* (kcal/mol)	Number of measurements ($\epsilon^2 \times 10^6$)	% of correlation energy
Trapezoidal	LBFGS Num.	0.994±0.006	1.5	1.22±0.12	98.6±0.2
	COBYLA	0.994±0.006	1.5	1.41±0.14	98.6±0.2
	LBFGS Ana.	0.994±0.005	1.5	5.39±0.30	98.6±0.2
Parallel	LBFGS Num.	0.998±0.006	2.0	0.73±0.09	100.0±0.2
	COBYLA	0.998±0.006	2.0	0.98±0.22	100.0±0.2
	LBFGS Ana.	0.998±0.006	2.0	3.26±0.44	100.0±0.2
Linear	LBFGS Num.	0.996±0.008	7.1	0.86±0.14	99.3±1.1
	COBYLA	0.996±0.008	7.1	1.05±0.29	99.3±1.1
	LBFGS Ana.	0.996±0.008	7.1	3.99±0.79	99.3±1.1

* Non-parallelism error.