

Bayesian Robustness to Outliers in Linear Regression

Philippe Gagnon,

Université de Montréal, Canada

Alain Desgagné

Université du Québec à Montréal, Canada

and Mylène Bédard

Université de Montréal, Canada

ABSTRACT. Whole robustness is an appealing attribute to look for in statistical models. It implies that the impact of outliers, defined here as the observations that are not in line with the general trend, gradually vanishes as they move further and further away from this trend. Consequently, the conclusions obtained are consistent with the bulk of the data. Nonrobust models may lead to inferences that are not in line with either the outliers or the nonoutliers. In this paper, we make the following contribution: we generalise existing whole robustness results for simple linear regression through the origin to the usual linear regression model. The strategy to attain whole robustness is simple: replace the traditional normal assumption on the error term by a super heavy-tailed distribution assumption. Analyses are then conducted as usual, and typical methods of inference as statistical hypothesis testing are available.

Key words: Bayesian inference, Built-in robustness, Maximum likelihood estimation, Super heavy-tailed distributions, Whole robustness

1. Introduction

The linear regression model is commonly used to predict values of a dependent variable through auxiliary information (a set of observations from explanatory variables), or to quantify the strength of the relationship between the dependent variable and the explanatory variables. The underlying assumption in this model is that the explanatory variables are linearly related to the dependent variable, with an error term that traditionally is normally distributed. It is well understood that conflicting sources of information may contaminate the inference when normality is assumed. From a Bayesian perspective, these conflicting sources may represent the prior and outliers. We focus on the latter in this paper. A conflict therefore represents the fact that a group of observations produces a rather different inference than that arising from the bulk of the data and the prior. Under the normality assumption, this may lead to the following undesirable effect caused by the light normal tails: the posterior concentrates in an area that is not supported by any source of information in order to incorporate them all. In this context of robustness against outliers in linear regression, a contaminated inference corresponds to predictions that are not in line with either the outliers or the

Address for correspondence: Philippe Gagnon, Département de mathématiques et de statistique, Université de Montréal, C.P. 6128, Succursale Centre-Ville, Montréal, Québec, Canada, H3C 3J7.
E-mail: gagnonp@dms.umontreal.ca

nonoutliers, and misleading quantification of the strength of the relationship between the dependent variable and the explanatory variables. We believe that the appropriate way to address the problem is to limit the impact of outliers in order to obtain conclusions that are consistent with the majority of the observations.

Box and Tiao (1968) were the first to propose a Bayesian solution for dealing with outliers in linear regression. They suggested to let the error term be distributed as a mixture of two normals: one component for the nonoutliers and the other one, with a larger variance, for the outliers. This approach has been generalised by West (1984) who modelled errors with heavy-tailed distributions constructed as scale mixtures of normals, which includes the Student distribution. Peña *et al.* (2009) introduced more recently a different robust Bayesian approach in which the weight of each observation decreases with the distance between this observation and the bulk of the data. The authors proved that the Kullback-Leibler divergence between the posterior arising from the nonoutliers only and the posterior arising from the sample containing outliers is bounded. This result essentially indicates that these two posterior densities can be different, but that their ratio is bounded.

The strategies of Box and Tiao (1968) and West (1984) are appealing by their simplicity. There is however a lack of theoretical results that validate the underlying ideas. In fact, heavy-tailed distributions as the Student only allow to attain partial robustness (see the results of Andrade and O'Hagan (2011) in a context of location-scale model), which means that outliers have, as they approach plus or minus infinity, a significant but limited impact on the inference. Consequently, we believe that there is still a need for simple strategies with evidences of their validity. In this paper, we aim at filling this gap through an approach as simple as those of Box and Tiao (1968) and West (1984), and theoretical results ensuring whole robustness. As these authors, we replace the traditional normal assumption on the error term by a distribution assumption that accommodates for the presence of outliers. The tails of the distribution are however heavier than those of heavy-tailed distributions; they are super heavy tails (e.g. log-Pareto or log-Student tails). We borrowed the idea from Desgagné and Gagnon (2017), in which simple linear regressions through the origin are considered and whole robustness is proved. Our work is thus aligned with the *theory of conflict resolution in Bayesian statistics*, as described by O'Hagan and Pericchi (2012) in their extensive literature review on that topic.

In the following, we first present the general model (without any specific distribution assumption on the error term) in Section 2.1. We then describe the super heavy-tailed distributions that we use to attain whole robustness in Section 2.2. They are log-regularly varying distributions. The linear regression model with an error term assumed to follow this type of distribution is characterised by its built-in robustness that resolves conflicts in a sensitive and automatic way. This shall be witnessed in Section 2.3 in which the robustness results are presented. The key result is the convergence of the posterior distribution (arising from the whole sample) towards the posterior arising from the nonoutliers only, when the outliers approach plus or minus infinity. This corresponds to whole robustness and indicates that users can conduct their analyses as usual, estimating parameters with posterior medians and Bayesian credible intervals for instance. The result follows from the pointwise convergence of the posterior density towards that arising from the nonoutliers only. The posterior density being proportional to the likelihood function if a prior proportional to 1 is used, we are able to establish the robustness of the maximum likelihood estimates. Our strategy is therefore also useful under the frequentist paradigm.

In Section 3, we illustrate the practical implications of the theoretical results presented in Section 2.3 through a numerical study. In particular, we show the relevance of our approach in the analysis of the relationship between the dependent variable and the explanatory variables. The relationship between two stock market indexes is studied. We also evaluate the accuracy of the estimates arising from the robust multiple linear regression model. Our robust model is compared with the nonrobust (with the normal assumption) and partially robust (with the Student distribution assumption) models. It is showed that our model performs as well as the nonrobust and partially robust ones in absence of outliers, in addition to being completely robust. It indicates that, by simply changing the assumption on the error term, we obtain adequate estimates whether there are outliers or not.

2. Resolution of Conflicts in Linear Regression

2.1. Model

- (i) Let $Y_1, \dots, Y_n \in \mathbb{R}$ be n random variables representing data points from the dependent variable and $\mathbf{x}_1^T := (1, x_{12}, \dots, x_{1p}), \dots, \mathbf{x}_n^T := (1, x_{n2}, \dots, x_{np})$ be n vectors of observations from the explanatory variables, where $p \in \{2, 3, \dots\}$, $n \geq p + 1$ and $x_{ij} \in \mathbb{R}$ are assumed to be known. We want to study the relationship between the dependent variable and the explanatory variables assuming that the following model is suitable:

$$Y_i = \mathbf{x}_i^T \boldsymbol{\beta} + \epsilon_i, \quad i = 1, \dots, n,$$

where the n random variables $\epsilon_1, \dots, \epsilon_n \in \mathbb{R}$ and the p -dimensional random variable $\boldsymbol{\beta} := (\beta_1, \dots, \beta_p)^T \in \mathbb{R}^p$ represent the errors and regression coefficients, respectively. These $n + 1$ random variables are conditionally independent given $\sigma > 0$, the scale parameter, with a conditional density for ϵ_i given by

$$\epsilon_i | \boldsymbol{\beta}, \sigma \stackrel{\mathcal{D}}{=} \epsilon_i | \sigma \stackrel{\mathcal{D}}{\sim} \frac{1}{\sigma} f\left(\frac{\epsilon_i}{\sigma}\right), \quad i = 1, \dots, n.$$

- (ii) We assume that f is a strictly positive continuous probability density function on \mathbb{R} that is symmetric with respect to the origin, and that is such that both tails of $|z|f(z)$ are monotonic (see Section 5 for the detailed definition of monotonicity), which implies that the tails of $f(z)$ are also monotonic. These assumptions on f imply that $f(z)$ and $|z|f(z)$ are bounded on the real line, and both converge to 0 as $|z| \rightarrow \infty$. Note that the function $f(z)$ can have parameters, e.g. a shape parameter; however, their value is assumed to be known.
- (iii) We assume that the joint prior density of $\boldsymbol{\beta}$ and σ , denoted $\pi(\boldsymbol{\beta}, \sigma)$, is bounded on $\sigma > 1$, and is such that $\pi(\boldsymbol{\beta}, \sigma)/(1/\sigma)$ is bounded on $0 < \sigma \leq 1$, for all $\boldsymbol{\beta} \in \mathbb{R}^p$. Together, these assumptions are equivalent to: $\pi(\boldsymbol{\beta}, \sigma)/\max(1, 1/\sigma)$ is bounded on $\sigma > 0$, for all $\boldsymbol{\beta} \in \mathbb{R}^p$. A large variety of priors fit within this assumed structure; for instance, this is the case for all proper densities. In addition, non-informative priors such as $\pi(\boldsymbol{\beta}, \sigma) \propto 1/\sigma$, the usual one for this type of random variables, and $\pi(\boldsymbol{\beta}, \sigma) \propto 1$ satisfy these assumptions.

Inference on the parameters $\boldsymbol{\beta}$ and σ helps us understanding the relationship between the dependent and the explanatory variables. For simplicity, we assume that all explanatory variables are continuous.

Given that the scale parameter of the distribution of the error term is σ , homoscedasticity is an underlying assumption of the model. When the classical normality is assumed, σ also represents the (conditional) standard deviation of each error ϵ_i . Note that if in addition $\pi(\beta, \sigma) \propto 1$, the maximum a posteriori probability (MAP) estimator of β is the well-known least square estimator. The MAP estimator corresponds to the maximum likelihood estimator when the prior is proportional to 1.

An important drawback of the classical normality assumption is that outliers have a significant impact on the estimation. In this paper, we study robustness of the estimation of β and σ . The objective is to find sufficient conditions to attain whole robustness, meaning that the impact of outliers gradually vanishes as they move further and further away from the trend emerging from the bulk of the data (this is the definition of outliers on which we focus in this paper). In other words, we want to attain robustness against observations with errors $\epsilon_i = y_i - \mathbf{x}_i^T \beta$ approaching $+\infty$ or $-\infty$, where β defines the probable hyperplanes for the bulk of the data. Our strategy to mathematically represent this situation is to let y_i approach $+\infty$ or $-\infty$ for the outliers and to consider the vectors $\mathbf{x}_1, \dots, \mathbf{x}_n$ as fixed. Studying this theoretical framework is indeed sufficient to attain in practise robustness against any type of outliers that fits our definition. Consider for instance an outlier with an extreme \mathbf{x} value, but a y value comparable to those in the bulk of the data. This outlier can be viewed as an observation with a fixed \mathbf{x} value, but an extremely low (or high) y value compared with the trend emerging from the bulk of the data.

We now set our mathematical framework for dealing with outliers. Among the n observations of Y_1, \dots, Y_n , denoted by $\mathbf{y}_n := (y_1, \dots, y_n)$, we assume that k of them form a group of nonoutlying observations, that we denote \mathbf{y}_k , while $\ell = n - k$ of them are considered as outliers. For $i = 1, \dots, n$, we define the binary functions k_i and ℓ_i as follows: if y_i is a nonoutlying value $k_i = 1$, and if it is an outlier $\ell_i = 1$. These functions take the value of 0 otherwise. Therefore, we have $k_i + \ell_i = 1$ for $i = 1, \dots, n$, with $\sum_{i=1}^n k_i = k$, and $\sum_{i=1}^n \ell_i = \ell$. We assume that each outlier converges towards $-\infty$ or $+\infty$ at its own specific rate, to the extent that the ratio of two outliers is bounded. More precisely, we assume that $y_i = a_i + b_i \omega$, for $i = 1, \dots, n$, where a_i and b_i are constants such that $a_i \in \mathbb{R}$ and

$$\text{(i)} \ b_i = 0 \text{ if } k_i = 1, \quad \text{(ii)} \ b_i \neq 0 \text{ if } \ell_i = 1,$$

and we let $\omega \rightarrow \infty$.

Let the joint posterior density of β and σ be denoted by $\pi(\beta, \sigma \mid \mathbf{y}_n)$ and the marginal density of (Y_1, \dots, Y_n) be denoted by $m(\mathbf{y}_n)$, where

$$\pi(\beta, \sigma \mid \mathbf{y}_n) = [m(\mathbf{y}_n)]^{-1} \pi(\beta, \sigma) \prod_{i=1}^n (1/\sigma) f((y_i - \mathbf{x}_i^T \beta)/\sigma), \quad \beta \in \mathbb{R}^p, \sigma > 0.$$

Let the joint posterior density of β and σ arising from the nonoutlying observations only be denoted by $\pi(\beta, \sigma \mid \mathbf{y}_k)$ and the corresponding marginal density be denoted by $m(\mathbf{y}_k)$, where

$$\pi(\beta, \sigma \mid \mathbf{y}_k) = [m(\mathbf{y}_k)]^{-1} \pi(\beta, \sigma) \prod_{i=1}^n [(1/\sigma) f((y_i - \mathbf{x}_i^T \beta)/\sigma)]^{k_i}, \quad \beta \in \mathbb{R}^p, \sigma > 0.$$

Note that if the prior $\pi(\beta, \sigma)$ is proportional to 1, the likelihood functions, given by the product

terms in the posteriors above, can also be expressed as follows:

$$\mathcal{L}(\beta, \sigma \mid \mathbf{y}_n) = m(\mathbf{y}_n)\pi(\beta, \sigma \mid \mathbf{y}_n) \quad \text{and} \quad \mathcal{L}(\beta, \sigma \mid \mathbf{y}_k) = m(\mathbf{y}_k)\pi(\beta, \sigma \mid \mathbf{y}_k). \quad (1)$$

Proposition 1. *Consider the Bayesian context described in Section 2.1, and assume that $k > p + 1$. Then, the joint posterior densities $\pi(\beta, \sigma \mid \mathbf{y}_k)$ and $\pi(\beta, \sigma \mid \mathbf{y}_n)$ are proper. The condition $k \geq p + 1$ is sufficient if we assume that $\pi(\beta, \sigma)/(1/\sigma)$ is bounded on $\sigma > 0$ (instead of $\pi(\beta, \sigma)$ is bounded on $\sigma > 1$ and $\pi(\beta, \sigma)/(1/\sigma)$ is bounded on $0 < \sigma \leq 1$).*

The proof of Proposition 1 is provided in Section 5.1. Note that, in fact, we only need $n > p + 1$ (or $n \geq p + 1$ if we assume that $\pi(\beta, \sigma)/(1/\sigma)$ is bounded on $\sigma > 0$) to guarantee that $\pi(\beta, \sigma \mid \mathbf{y}_n)$ is proper. The condition $k > p + 1$ (or $k \geq p + 1$) is stronger.

2.2. Log-Regularly Varying Distributions

As mentioned in the introduction, our approach to attain robustness is to replace the traditional normal assumption on the error term by a log-regularly varying distribution assumption. In this section, we provide an overview of such distributions. For more information, we refer the reader to Desgagné (2013) and Desgagné (2015).

Definition 1 (Log-regularly varying distribution). *A random variable Z with a symmetric density $f(z)$ is said to have a log-regularly varying distribution with index $\rho \geq 1$ if $zf(z)$ is log-regularly varying at ∞ with this same index ρ (see Definition 2).*

Definition 2 (Log-regularly varying function). *We say that a measurable function g is log-regularly varying at ∞ with index $\rho \in \mathbb{R}$, denoted $g \in L_\rho(\infty)$, if*

$$\forall \epsilon > 0, \forall \tau \geq 1, \text{ there exists a constant } A(\epsilon, \tau) > 0 \text{ such that} \\ z \geq A(\epsilon, \tau) \text{ and } 1/\tau \leq \nu \leq \tau \Rightarrow |\nu^\rho g(z^\nu)/g(z) - 1| < \epsilon.$$

If $\rho = 0$, g is said to be log-slowly varying at ∞ .

Log-regularly varying functions form an interesting class of functions with useful properties for robustness. As indicated in Definition 2, they are such that $g \in L_\rho(\infty)$ if $g(z^\nu)/g(z)$ converges towards $\nu^{-\rho}$ uniformly in any set $\nu \in [1/\tau, \tau]$ (for any $\tau \geq 1$) as $z \rightarrow \infty$, where $\rho \in \mathbb{R}$. This implies that for any $\rho \in \mathbb{R}$, we have $g \in L_\rho(\infty)$ if and only if there exists a constant $A > 1$ and a function $s \in L_0(\infty)$ such that for $z \geq A$, g can be written as $g(z) = (\log z)^{-\rho}s(z)$. It means that a symmetric distribution with tails behaving like $(1/|z|)(\log |z|)^{-\rho}$ with $\rho \geq 1$ is a log-regularly varying distribution. Note that an example of such distributions is presented in Section 3.1.

2.3. Resolution of conflicts

We now present the main contribution of this paper, which is Theorem 1. This theorem contains our robustness results which are stated for models using auxiliary information, i.e. for models with $p \geq 2$. The case $p = 1$ corresponds to the location-scale model, and we refer the reader to Desgagné (2015) for suitable assumptions under which robustness is attained in this specific situation.

Theorem 1. Consider the model and context described in Section 2.1. If we assume that

- (i) f is a log-regularly varying distribution (i.e. $zf(z) \in L_\rho(\infty)$ with $\rho \geq 1$),
- (ii) $\ell \leq n/2 - (p - 1/2) \Leftrightarrow k \geq n/2 + (p - 1/2)$ (i.e. the difference between the number of nonoutliers and the number of outliers, $k - \ell$, is at least $2(p - 1/2)$),

then, recalling that $y_i = a_i + b_i\omega$ with $b_i = 0$ for the nonoutliers and $b_i \neq 0$ for the outliers, we obtain the following results:

(a)

$$\lim_{\omega \rightarrow \infty} \frac{m(\mathbf{y}_n)}{\prod_{i=1}^n [f(y_i)]^{\ell_i}} = m(\mathbf{y}_k),$$

(b)

$$\lim_{\omega \rightarrow \infty} \pi(\beta, \sigma \mid \mathbf{y}_n) = \pi(\beta, \sigma \mid \mathbf{y}_k),$$

uniformly on $(\beta, \sigma) \in [-\lambda, \lambda]^p \times [1/\tau, \tau]$, for any $\lambda \geq 0$ and $\tau \geq 1$,

(c)

$$\lim_{\omega \rightarrow \infty} \int_0^\infty \int_{\mathbb{R}^p} |\pi(\beta, \sigma \mid \mathbf{y}_n) - \pi(\beta, \sigma \mid \mathbf{y}_k)| d\beta d\sigma = 0,$$

(d) as $\omega \rightarrow \infty$,

$$\beta, \sigma \mid \mathbf{y}_n \xrightarrow{\mathcal{D}} \beta, \sigma \mid \mathbf{y}_k,$$

and in particular

$$\beta_i \mid \mathbf{y}_n \xrightarrow{\mathcal{D}} \beta_i \mid \mathbf{y}_k, \quad i = 1, \dots, p, \quad \text{and} \quad \sigma \mid \mathbf{y}_n \xrightarrow{\mathcal{D}} \sigma \mid \mathbf{y}_k,$$

(e)

$$\lim_{\omega \rightarrow \infty} [m(\mathbf{y}_k)/m(\mathbf{y}_n)] \mathcal{L}(\beta, \sigma \mid \mathbf{y}_n) = \mathcal{L}(\beta, \sigma \mid \mathbf{y}_k),$$

uniformly on $(\beta, \sigma) \in [-\lambda, \lambda]^p \times [1/\tau, \tau]$, for any $\lambda \geq 0$ and $\tau \geq 1$.

The proof of Theorem 1 is provided in Section 5.2.

Theorem 1 is of great practical use considering the simplicity of its two sufficient conditions. Condition (i) indicates that modelling must be performed using a density f with sufficiently heavy tails, and more precisely, using a log-regularly varying distribution (see Definition 1). Well-known heavy-tailed distributions, such as the Student distribution, do not satisfy this criterion. Desgagné (2015) introduced an appealing distribution family that belongs to the family of log-regularly varying distributions, and therefore, satisfies condition (i): the family of log-Pareto-tailed symmetric distributions. In our opinion, the most appealing log-Pareto-tailed symmetric distribution is a distribution called the log-Pareto-tailed standard normal distribution, with parameters $\alpha > 1$ and $\varphi > 1$. It exactly matches the standard normal on the interval $[-\alpha, \alpha]$, while having tails that behave like $(1/|z|)(\log |z|)^{-\varphi}$ (which is a log-Pareto behaviour). This distribution shall be described in more details in the numerical study in Section 3.

Condition (ii) indicates that there must be at most $\lfloor n/2 - (p - 1/2) \rfloor$ outliers, or equivalently, that there must be at least $\lceil n/2 + (p - 1/2) \rceil$ nonoutliers, where $\lfloor \cdot \rfloor$ and $\lceil \cdot \rceil$ are the floor and ceiling functions, respectively. For instance, consider a sample of size $n = 15$ with one explanatory variable

(the simple linear regression model is therefore used, i.e. $p = 2$). Robustness is attained provided that there are $\ell = 6$ outliers or less (which leaves $k = 9$ nonoutliers or more). The breakdown point, which is the proportion of outliers that an estimator can handle, is therefore $6/15 = 0.4$ when $n = 15$. More generally, the condition $\ell \leq n/2 - (p - 1/2)$ translates into a breakdown point of $\lfloor n/2 - (p - 1/2) \rfloor / n$. For fixed p , the breakdown point thus converges to 0.5 as $n \rightarrow \infty$, usually considered as the maximum desired value. Condition (ii) is generally satisfied in practise given that the number of outliers rarely reaches half the sample size (minus $p - 1/2$).

Another feature of Theorem 1 that contributes to its practical use is that the results are easy to interpret. In result (a), the asymptotic behaviour of the marginal $m(\mathbf{y}_n)$ is described. This result is used in Section 3.1 to assess robustness of Bayes factors for testing $H_0 : \beta_i = 0$ versus $H_0 : \beta_i \neq 0$ (when $i \geq 2$) through the convergence $m(\mathbf{y}_n)/m(\mathbf{y}_n | \beta_i = 0) \rightarrow m(\mathbf{y}_k)/m(\mathbf{y}_k | \beta_i = 0)$ as $\omega \rightarrow \infty$. Result (a) is in fact the centrepiece of Theorem 1; its demonstration requires considerable work, and then leads relatively easily to the other conclusions of the theorem. Result (b) indicates that the posterior density arising from the whole sample converges uniformly towards the posterior density arising from the nonoutliers only. The impact of outliers then gradually vanishes as they approach plus or minus infinity. Result (b) leads to result (c), stating that the posterior density arising from the whole sample converges in L^1 towards the posterior density arising from the nonoutlying observations only. This last result implies the following convergence: $\mathbb{P}(\beta, \sigma \in E | \mathbf{y}_n) \rightarrow \mathbb{P}(\beta, \sigma \in E | \mathbf{y}_k)$ as $\omega \rightarrow \infty$, uniformly for all sets $E \subset \mathbb{R}^p \times \mathbb{R}^+$. This result is slightly stronger than convergence in distribution (result (d)) which requires only pointwise convergence. The convergence of the posterior marginal distributions then follows. Result (d) is the most practical result; it indicates that any estimation of β and σ based on posterior quantiles (e.g. using posterior medians and Bayesian credible intervals) is robust to outliers. Result (e) follows from result (b) and indicates that for a given sample, the likelihood (up to a multiplicative constant that is independent of β and σ) converges uniformly to the likelihood arising from the nonoutliers only. Consequently, the maximum of $\mathcal{L}(\beta, \sigma | \mathbf{y}_n)$ converges to the maximum of $\mathcal{L}(\beta, \sigma | \mathbf{y}_k)$, and therefore, the maximum likelihood estimate also converges, as $\omega \rightarrow \infty$.

3. Numerical Study

In this section, we aim at increasing the understanding of the practical implications of Theorem 1. This is first achieved, in Section 3.1, via an analysis of the relationship between two stock market indexes. Second, in Section 3.2, we study the behaviour of the posterior when we artificially move an observation towards plus or minus infinity. In other words, we visually represent the convergence of the posterior towards that arising from the nonoutliers only (result (d) of Theorem 1). In Section 3.3, a simulation study is conducted to evaluate the accuracy of the estimates arising from our robust linear regression model with two explanatory variables. In all the analyses, we compare the results obtained from the robust model with those from the nonrobust (with the normal assumption) and partially robust (with the Student distribution assumption) models.

3.1. Analysis of the Relationship Between Two Stock Market Indexes

We know from Theorem 1 that the impact of outliers is asymptotically null if we assume a super heavy-tailed distribution on the error term of the linear regression model. In other words, this robust

model excludes outliers in the limit. In this section, we show that this model turns out to effectively limit the impact of outliers in practise. In particular, we show how this translates into adequate conclusions, contrary to the nonrobust model. The data set presented in Figure 1 and Table 1 is analysed for this purpose.

January 2011 daily returns of S&P 500 (y) and S&P/TSX (x)

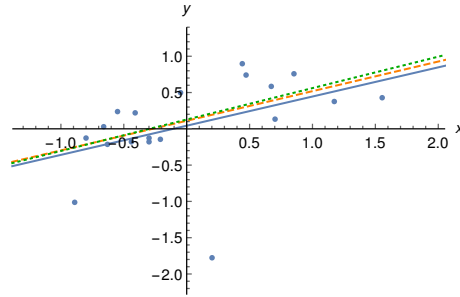


Fig. 1. January 2011 daily returns of S&P 500 and S&P/TSX with posterior medians under the nonrobust (blue solid line), partially robust (orange dashed line), and robust (green dotted line) models, respectively

Table 1. Returns for day i of January 2011 for S&P 500 (y_i) and S&P/TSX (x_i) in percentages, $i = 1, \dots, 19$

y_i	-0.13	0.50	-0.21	-0.18	-0.14	0.37	0.90	-0.17	0.74	0.14
x_i	-0.30	-0.05	-0.63	-0.30	-0.20	1.18	0.44	-0.44	0.47	0.71
y_i	-1.01	-0.13	0.24	0.58	0.03	0.42	0.22	-1.79	0.77	
x_i	-0.89	-0.80	-0.55	0.67	-0.66	1.56	-0.41	0.20	0.85	

The data are therefore analysed using a simple linear regression where the daily returns of the S&P 500 and S&P/TSX play the role of the dependent and explanatory variables, respectively. We set the prior to be non-informative, and more precisely, $\pi(\beta, \sigma) \propto 1/\sigma$. For each of the three models considered (robust, partially robust and nonrobust), we first compute posterior medians and highest posterior density (HPD) intervals for the parameters. For the partially robust model, the degrees of freedom of the heavy-tailed Student distribution are arbitrarily set to 10, and a known scale parameter of 0.88 is added to this distribution in order to match the 2.5th and 97.5th percentiles with those of the standard normal. For the robust model, we assume that the error term has a log-Pareto-tailed standard normal distribution. Its density (depicted in Figure 2) is expressed as

$$f(x) = \begin{cases} (2\pi)^{-1/2} \exp(-x^2/2), & \text{if } |x| \leq \alpha \text{ (the standard normal part),} \\ (2\pi)^{-1/2} \exp(-\alpha^2/2)(\alpha/|x|)(\log \alpha / \log |x|)^\varphi, & \text{if } |x| > \alpha \text{ (the log-Pareto tails).} \end{cases} \quad (2)$$

We set α such that this distribution has also the same 2.5th and 97.5th percentiles as the standard normal, i.e. $\alpha = 1.96$. This implies that, according to the procedure described in Section 4 of Desgagné (2015), $\varphi = 4.08$ (this procedure ensures that f is a continuous probability density function). Therefore, all three error distributions studied in this section have 95% of their mass in the interval $[-1.96, 1.96]$.

Comparison between the standard normal, Student and log-Pareto-tailed standard normal

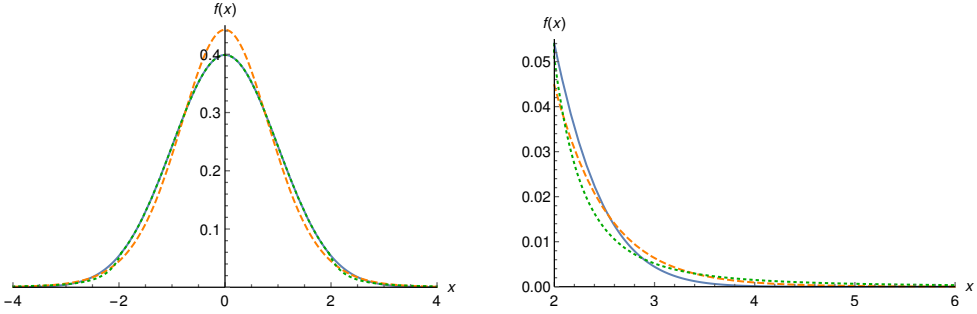


Fig. 2. Densities of the standard normal (blue solid line), Student with 10 degrees of freedom and a known scale parameter of 0.88 (orange dashed line), and log-Pareto-tailed standard normal with $\alpha = 1.96$ and $\varphi = 4.08$ (green dotted line)

The parameter estimates are provided in Table 2. Contrary to the partially robust and robust models, the 95% HPD interval for β_2 of the nonrobust model includes 0. The posterior in this case puts therefore some mass around 0. We now perform Bayesian tests for hypotheses $H_0 : \beta_2 = 0$ versus $H_1 : \beta_2 \neq 0$ through the Bayes factor $m(\mathbf{y}_n)/m(\mathbf{y}_n | H_0)$ (i.e. the marginal density of \mathbf{y}_n divided by the marginal density of \mathbf{y}_n under H_0 , which is the marginal density of \mathbf{y}_n under the simple location-scale model). The Bayes factors are 3.69, 9.23, and 23.01 for the nonrobust, partially robust and robust models, respectively. Under the robust model, it seems clear that there is enough evidence to conclude that the relationship between the variables is statistically significant. Under the nonrobust model, it is not that clear.

We now redo the analysis while excluding observation 18 (an outlier as can be seen in Figure 1) in order to show its impact. The results are presented in Table 3. The results are now relatively similar for all three models. In particular, the 95% HPD intervals for β_2 do not include 0. Also, the Bayes factors are 62.75, 51.16, and 56.37 for the nonrobust, partially robust, and robust models, respectively.

The impact of the outlier is much more significant on $\hat{\sigma}$ than on $\hat{\beta}$ (as can be seen by comparing the posterior medians in Table 2 with those in Table 3). This is due to the position of $(x_{18}, y_{18}) = (0.20, -1.79)$, which is centred with respect to the x values in the data set (as seen in Figure 1). Its presence therefore results in a higher probability for a larger scaling. The impact of the outlier is however not only on the marginal posterior distribution of σ ; it propagates through the joint posterior of β and σ , increasing the posterior scaling of β . This is especially true for the nonrobust model (and this is what led to the differences in the test results presented above), but this is also true for the partially robust model. Our approach is appealing because it provides whole robustness for all parameters. In this example, whole robustness leads to an inference that best reflects the behaviour of the bulk of the data, compared with the inferences arising from the nonrobust and partially robust models.

Note that, as mentioned in Section 2.3, the Bayes factor is a robust measure when it is assumed that the error term has a super heavy-tailed distribution as the log-Pareto-tailed standard normal distribution. Indeed, result (a) of Theorem 1 states that the marginal $m(\mathbf{y}_n)$ behaves like

$m(\mathbf{y}_k) \prod_{i=1}^n [f(y_i)]^{\ell_i}$. Furthermore, the marginal $m(\mathbf{y}_n | H_0)$ behaves like $m(\mathbf{y}_k | H_0) \prod_{i=1}^n [f(y_i)]^{\ell_i}$, because when the assumptions of Theorem 1 are satisfied, those of Theorem 1 in Desgagné (2015), ensuring whole robustness for the location-scale model, are also satisfied. As a result, the Bayes factor $m(\mathbf{y}_n)/m(\mathbf{y}_n | H_0)$ behaves like $m(\mathbf{y}_k)/m(\mathbf{y}_k | H_0)$.

Table 2. Posterior medians and 95% HPD intervals under the three models based on the analysis of the data set presented in Table 1

Assumptions on f	Estimates for		
	β_1	β_2	σ
Standard normal	0.04 (−0.25, 0.34)	0.40 (−0.02, 0.83)	0.62 (0.43, 0.88)
Student (10 d.f.)	0.11 (−0.14, 0.35)	0.41 (0.07, 0.76)	0.53 (0.33, 0.81)
Log-Pareto-tailed normal	0.13 (−0.09, 0.34)	0.43 (0.13, 0.72)	0.42 (0.26, 0.65)

Table 3. Posterior medians and 95% HPD intervals under the three models based on the analysis of the data set presented in Table 1, but excluding observation 18

Assumptions on f	Estimates for		
	β_1	β_2	σ
Standard normal	0.15 (−0.03, 0.33)	0.44 (0.18, 0.69)	0.37 (0.25, 0.53)
Student (10 d.f.)	0.16 (−0.02, 0.34)	0.41 (0.16, 0.68)	0.39 (0.25, 0.58)
Log-Pareto-tailed normal	0.15 (−0.04, 0.33)	0.43 (0.17, 0.69)	0.37 (0.24, 0.54)

3.2. Convergence of the Posterior

In this section, we illustrate how the posterior behaves when we artificially move an observation towards plus or minus infinity, through the evolution of point estimates. More precisely, we use the same data set as in Section 3.1 (see Table 1 and Figure 1), and we gradually move the observation identified as an outlier in that section (i.e. (x_{18}, y_{18})) according to the following procedure: y_{18} is gradually moved from the value -0.5 (a nonoutlier) to -6 (a large outlier), while x_{18} remains fixed. In Section 3.1, we have observed the impact of an outlier centred with respect to the x values in the data set. We therefore change the value of x_{18} to -1 to illustrate the impact of an outlier located at one of the endpoints of the x values. While we gradually move the observation, we estimate the parameters $\beta := (\beta_1, \beta_2)^T$ and σ for each data set related to a different value of y_{18} using posterior medians with a prior proportional to $1/\sigma$. This whole process is performed under the three models (the nonrobust, partially robust, and wholly robust models with the same distribution assumptions as in Section 3.1). We now present the results in Figure 3, in which $|y_{18}| = -y_{18}$ is defined as the x -axis (instead of y_{18}) so that larger values correspond to larger distances to the bulk of the data.

We first notice that, for the robust model, the impact of the point (x_{18}, y_{18}) grows until y_{18} reaches a threshold, and beyond this threshold, the impact vanishes as the observation approaches minus infinity. The threshold is around $y_{18} = -1.4$, and based on the data set with $y_{18} = -1.4$, we find $\hat{\beta}_1 = 0.10$, $\hat{\beta}_2 = 0.54$ and $\hat{\sigma} = 0.43$. The point estimates converge towards 0.16, 0.43 and 0.36 for β_1 , β_2 and σ , respectively, which are the point estimates when (x_{18}, y_{18}) is excluded from the sample. Whole robustness is, as expected, attained for both β and σ . Note that an increase in the

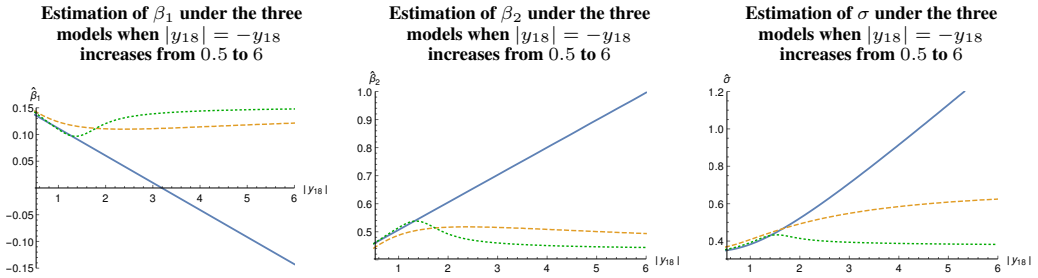


Fig. 3. Estimation of β and σ when $|y_{18}| = -y_{18}$ increases from 0.5 to 6 under three different assumptions on f : standard normal density (blue solid line), Student density (orange dashed line) and log-Pareto-tailed standard normal density (green dotted line)

value of the parameter α would result in an increase in the value of the threshold. Setting $\alpha = 1.96$ seems suitable for practical uses.

For the partially robust model, the estimation of β is robust as the impact of the outlier slowly decreases after a certain threshold. The impact on σ is limited, but does not decrease when the outlying value moves away, reflecting partial robustness. The inference is clearly not robust when it is assumed that the error has a normal distribution, as the estimates of β_2 and σ grow, and that of β_1 diminishes.

3.3. Simulation Study

In this section, we evaluate through a simulation study the accuracy of the estimates arising from our robust linear regression model with two explanatory variables. The model is $Y_i = \mathbf{x}_i^T \boldsymbol{\beta} + \epsilon_i$ with $\boldsymbol{\beta} := (\beta_1, \beta_2, \beta_3)^T$ and $\epsilon_i \mid \sigma \stackrel{\mathcal{D}}{\sim} (1/\sigma)f(\epsilon_i/\sigma)$, $i = 1, \dots, n$, where f is assumed to be a log-Pareto-tailed standard normal density with $\alpha = 1.96$ and $\varphi = 4.08$ in our robust model. It is compared with the same linear regression model, but where f is assumed to be a standard normal density in the nonrobust model, and a Student density with 10 degrees of freedom and a known scale parameter of 0.88 in the partially robust model. Note that the parameters of the distributions are the same as in Section 3.1.

For the simulation study, we set $n = 30$, $x_{1,2}, x_{2,2}, \dots, x_{30,2} = 1, 2, \dots, 30$ (which are the observations from the first explanatory variable), $x_{1,3}, x_{2,3}, \dots, x_{30,3} = 0^2, 1^2, \dots, 29^2$ (which are the observations from the second explanatory variable), and $\pi(\boldsymbol{\beta}, \sigma) \propto 1$. We simulate 50,000 data sets using values for $\boldsymbol{\beta}$ and σ respectively set to $(10, 1, -0.1)^T$ and 2 for each of the three scenarios that we now describe. In the first one, the errors are generated from a standard normal distribution; therefore, the probability to observe outliers is negligible. In the second scenario, the errors are generated from a mixture of two normals where the first component is a standard normal and the second has a mean of 10 and a variance of 1, with weights of 0.95 and 0.05, respectively. This last component can contaminate the data sets by generating extreme values. In the third and last scenario, the errors are also generated from a mixture of two normals, but the contamination is due to the second component's scaling. More precisely, the first component is again a standard normal distribution, but the second has a mean of 0 and a variance of 10^2 , with weights of 0.9 and 0.1, respectively.

For each simulated data set, we estimate β and σ using MAP estimation for the three models (recall that MAP estimation corresponds to maximum likelihood estimation when the prior is proportional to 1 as in this analysis). Within each simulation scenario, we evaluate the performance of each model using sample mean square errors (MSE), based on the true values $\beta_1 = 10, \beta_2 = 1, \beta_3 = -0.1$, and $\sigma = 2$; the performance of the estimation of β is evaluated through the sum of the MSE of the estimators of β_1, β_2 , and β_3 . The results are presented in Tables 4 and 5.

We first notice that when there is no outlier (the 100% $\mathcal{N}(0, 1)$ scenario), the accuracy of the estimates arising from the three models is approximately the same. This is not surprising given that the three densities studied are similar, especially on the interval $[-1.96, 1.96]$ in which 95% of their mass is located. They however differ in the thickness of their tails, a feature that plays a major role in robustness. The density with the slimmest tails, the normal, corresponds to the case where the impact of outliers is the most significant. When assuming the Student distribution on the error term, the impact on $\hat{\beta}$ is limited, but the impact on $\hat{\sigma}$ is significant, reflecting partial robustness. Under the robust model, the impact on $(\hat{\beta}, \hat{\sigma})$ is, as expected, limited. Note that for all models, the impact on each of the $\hat{\beta}_i$ is in line with that on $\hat{\beta}$.

Table 4. Sum of the MSE of the estimators of β_1, β_2 and β_3 under the three scenarios and the three assumptions of f

Assumptions on f	Scenarios		
	100% $\mathcal{N}(0, 1)$	95% $\mathcal{N}(0, 1) + 5\%\mathcal{N}(10, 1)$	90% $\mathcal{N}(0, 1) + 10\%\mathcal{N}(0, 10^2)$
Standard normal	1.40	8.99	15.20
Student (10 d.f.)	1.42	3.04	3.61
Log-Pareto-tailed normal	1.43	1.83	2.43

Table 5. MSE of the estimators of σ under the three scenarios and the three assumptions of f

Assumptions on f	Scenarios		
	100% $\mathcal{N}(0, 1)$	95% $\mathcal{N}(0, 1) + 5\%\mathcal{N}(10, 1)$	90% $\mathcal{N}(0, 1) + 10\%\mathcal{N}(0, 10^2)$
Standard normal	0.07	9.06	23.80
Student (10 d.f.)	0.08	2.56	5.18
Log-Pareto-tailed normal	0.08	0.32	0.51

4. Conclusion

In this paper, we have proved whole robustness results for linear regression models, as the following key result: the convergence of the posterior distribution towards that arising from the nonoutliers only when the outliers approach plus or minus infinity (result (d), Theorem 1). These results hold under two simple and intuitive assumptions. First, assume that the error term follows a super heavy-tailed distribution to accommodate for the presence of outliers. Second, the number of outliers must not exceed half the sample size minus $p - 1/2$. In other words, there must be at most $\lfloor n/2 - (p - 1/2) \rfloor$ outliers (or equivalently, that must be at least $\lceil n/2 + (p - 1/2) \rceil$ nonoutliers).

Although the whole robustness results are asymptotic, their practical relevance has been shown through numerical analyses in Section 3. The robust model used in these analyses results from

the assumption that the error term follows the log-Pareto-tailed standard normal density provided in (2). This model has been compared with the nonrobust (with the normal assumption) and partially robust (with the Student distribution assumption) models. The conclusion is that our model performs as well as the nonrobust and partially robust models in absence of outliers, in addition to being completely robust. In fact, it performs *almost* as well in absence of outliers, as seen in Tables 4 and 5 in Section 3.3. This is a rather small price to pay for whole robustness. We therefore believe it is suitable to always assume that the error term has the density detailed in (2) to obtain adequate results, regardless of whether there are outliers or not, by computing estimates as usual from the posterior distribution.

5. Proofs

The proof of Proposition 1 is given in Section 5.1 and the proof of Theorem 1 is given in Section 5.2. Prior to that, we define the constant $B > 0$ as follows:

$$B := \max \left\{ \sup_{z \in \mathbb{R}} f(z), \sup_{z \in \mathbb{R}} |z|f(z), \sup_{\beta \in \mathbb{R}^p, \sigma > 0} \pi(\beta, \sigma) / \max(1, 1/\sigma) \right\}.$$

The monotonicity of the tails of $f(z)$ and $|z|f(z)$ implies that there exists a constant $M > 0$ such that

$$|y| \geq |z| \geq M \Rightarrow f(y) \leq f(z) \text{ and } |y|f(y) \leq |z|f(z). \quad (3)$$

5.1. Proof of Proposition 1

To prove that $\pi(\beta, \sigma \mid \mathbf{y}_n)$ is proper (the proof for $\pi(\beta, \sigma \mid \mathbf{y}_k)$ is omitted because it is similar), it suffices to show that the marginal $m(\mathbf{y}_n)$ is finite. Recall that we require that $n > p + 1$. The reader will notice that only $n \geq p + 1$ is required if $\pi(\beta, \sigma)$ is bounded by B/σ for all $\sigma > 0$ (instead of $\pi(\beta, \sigma)$ is bounded by $B \max(1, 1/\sigma)$).

We first show that the function is integrable on the area where the ratio $1/\sigma$ is bounded. More precisely, we consider $\beta \in \mathbb{R}^p$ and $\delta M^{-1} \leq \sigma < \infty$, where δ is a positive constant that can be chosen as small as we want (upper bounds are provided in the proof). We next show that the function is integrable on the area where the ratio $1/\sigma$ approaches infinity, that is $0 < \sigma < \delta M^{-1}$. We have

$$\begin{aligned} & \int_{\delta M^{-1}}^{\infty} \int_{\mathbb{R}^p} \pi(\beta, \sigma) \prod_{i=1}^n (1/\sigma) f((y_i - \mathbf{x}_i^T \beta)/\sigma) d\beta d\sigma \\ & \stackrel{a}{\leq} B^{n-p+1} \int_{\delta M^{-1}}^{\infty} \max\left(1, \frac{1}{\sigma}\right) \frac{1}{\sigma^{n-p}} \int_{\mathbb{R}^p} \prod_{i=1}^p \frac{1}{\sigma} f\left(\frac{y_i - \mathbf{x}_i^T \beta}{\sigma}\right) d\beta d\sigma \\ & \stackrel{b}{\leq} \max\left(1, \frac{M}{\delta}\right) B^{n-p+1} \left| \det \begin{pmatrix} \mathbf{x}_1^T \\ \vdots \\ \mathbf{x}_p^T \end{pmatrix} \right|^{-1} \int_{\delta M^{-1}}^{\infty} \frac{1}{\sigma^{n-p}} d\sigma \int_{-\infty}^{\infty} f(u_1) du_1 \\ & \quad \times \cdots \times \int_{-\infty}^{\infty} f(u_p) du_p \end{aligned}$$

$$\propto \int_{\delta M^{-1}}^{\infty} \frac{1}{\sigma^{n-p}} d\sigma \stackrel{c}{=} (M/\delta)^{n-p-1}/(n-p-1) < \infty.$$

In step *a*, we use $\pi(\beta, \sigma) \leq B \max(1, 1/\sigma)$ and we bound each of $n-p$ densities f by B . In step *b*, we use the change of variables $u_i = (y_i - \mathbf{x}_i^T \beta)/\sigma$ for $i = 1, \dots, p$. The determinant is non-null because all explanatory variables are continuous. Indeed, consider the case $p = 2$ for instance (i.e. the simple linear regression); the determinant is different from 0 provided that $x_{12} \neq x_{22}$, and this happens with probability 1. In step *c*, we use $n > p + 1$. Note that if, instead, we bound $\pi(\beta, \sigma)$ by B/σ in step *a*, one can verify that the condition $n \geq p + 1$ is sufficient to bound above the integral.

We now show that the integral is finite on $\beta \in \mathbb{R}^p$ and $0 < \sigma < \delta M^{-1}$. In this area, the ratio $(1/\sigma)$ approaches infinity. We have to carefully analyse the subareas where $y_i - \mathbf{x}_i^T \beta$ is close to 0 in order to deal with the 0/0 form of the ratios $(y_i - \mathbf{x}_i^T \beta)/\sigma$. In order to achieve this, we split the domain of β as follows:

$$\begin{aligned} \mathbb{R}^p = & \left[\bigcap_{i_1=1}^n \mathcal{R}_{i_1}^c \right] \cup \left[\bigcup_{i_1=1}^n \left(\mathcal{R}_{i_1} \cap \left(\bigcap_{i_2=1(i_2 \neq i_1)}^n \mathcal{R}_{i_2}^c \right) \right) \right] \\ & \cup \left[\bigcup_{i_1, i_2=1(i_1 \neq i_2)}^n \left(\mathcal{R}_{i_1} \cap \mathcal{R}_{i_2} \cap \left(\bigcap_{i_3=1(i_3 \neq i_1, i_2)}^n \mathcal{R}_{i_3}^c \right) \right) \right] \\ & \cup \dots \cup \left[\bigcup_{i_1, i_2, \dots, i_p=1(i_j \neq i_s \forall i_j, i_s \text{ s.t. } j \neq s)}^n \left(\mathcal{R}_{i_1} \cap \mathcal{R}_{i_2} \cap \dots \cap \mathcal{R}_{i_p} \right) \right], \end{aligned} \quad (4)$$

where $\mathcal{R}_i := \{\beta : |y_i - \mathbf{x}_i^T \beta| < \delta\}$, $i \in \{1, \dots, n\}$. The set \mathcal{R}_i represents the hyperplanes $y = \mathbf{x}_i^T \beta$ characterised by the different values of β that satisfy $|y_i - \mathbf{x}_i^T \beta| < \delta$. In other words, it represents the hyperplanes passing near the point (\mathbf{x}_i, y_i) , and more precisely, at a vertical distance of less than δ . The set $\bigcap_{i_1=1}^n \mathcal{R}_{i_1}^c$ is therefore comprised of the hyperplanes that are not passing close to any point. The set $\bigcup_{i_1=1}^n \left(\mathcal{R}_{i_1} \cap \left(\bigcap_{i_2=1(i_2 \neq i_1)}^n \mathcal{R}_{i_2}^c \right) \right)$ represents the hyperplanes passing near one (and only one) point. The set $\bigcup_{i_1, i_2=1(i_1 \neq i_2)}^n \left(\mathcal{R}_{i_1} \cap \mathcal{R}_{i_2} \cap \left(\bigcap_{i_3=1(i_3 \neq i_1, i_2)}^n \mathcal{R}_{i_3}^c \right) \right)$ represents the hyperplanes passing near two (and only two) points, and so on.

We choose δ small enough to ensure that $\mathcal{R}_{i_1} \cap \mathcal{R}_{i_2} \cap \dots \cap \mathcal{R}_{i_p} \cap \mathcal{R}_{i_{p+1}} = \emptyset$ when i_1, \dots, i_{p+1} are all different. It is possible to do so because a hyperplane passes through no more than p points. This implies that

$$\begin{aligned} & \left[\bigcup_{i_1, i_2, \dots, i_p=1(i_j \neq i_s \forall i_j, i_s \text{ s.t. } j \neq s)}^n \left(\mathcal{R}_{i_1} \cap \mathcal{R}_{i_2} \cap \dots \cap \mathcal{R}_{i_p} \right) \right] \\ = & \left[\bigcup_{i_1, i_2, \dots, i_p=1(i_j \neq i_s \forall i_j, i_s \text{ s.t. } j \neq s)}^n \left(\mathcal{R}_{i_1} \cap \mathcal{R}_{i_2} \cap \dots \cap \mathcal{R}_{i_p} \cap \left(\bigcap_{i_{p+1}=1(i_{p+1} \neq i_1, i_2, \dots, i_p)}^n \mathcal{R}_{i_{p+1}}^c \right) \right) \right]. \end{aligned}$$

Note that all sets $\mathcal{R}_{i_1} \cap \mathcal{R}_{i_2} \cap \dots \cap \mathcal{R}_{i_p}$ are nonempty when i_1, \dots, i_p are all different, because all explanatory variables are continuous (which implies that the $p \times p$ matrix with rows given by $\mathbf{x}_{i_1}^T, \dots, \mathbf{x}_{i_p}^T$ has a determinant different from 0). Note also that $\mathcal{R}_{i_1} \cap \left(\bigcap_{i_2=1(i_2 \neq i_1)}^n \mathcal{R}_{i_2}^c \right)$ is nonempty for all i_1 , $\mathcal{R}_{i_1} \cap \mathcal{R}_{i_2} \cap \left(\bigcap_{i_3=1(i_3 \neq i_1, i_2)}^n \mathcal{R}_{i_3}^c \right)$ is nonempty for all i_1, i_2 such that $i_1 \neq i_2$, and so on. Finally note that the decomposition of \mathbb{R}^p given in (4) is comprised of $\sum_{i=0}^p \binom{n}{i}$ mutually exclusive sets given by $\bigcap_{i_1=1}^n \mathcal{R}_{i_1}^c$, $\mathcal{R}_{i_1} \cap \left(\bigcap_{i_2=1(i_2 \neq i_1)}^n \mathcal{R}_{i_2}^c \right)$, $i_1 = 1, \dots, n$, $\mathcal{R}_{i_1} \cap \mathcal{R}_{i_2} \cap \left(\bigcap_{i_3=1(i_3 \neq i_1, i_2)}^n \mathcal{R}_{i_3}^c \right)$, $i_1, i_2 = 1, \dots, n$ with $i_1 \neq i_2$, and so on.

We now consider $0 < \sigma < \delta M^{-1}$ and β in one of the $\sum_{i=0}^p \binom{n}{i}$ mutually exclusive sets given in (4). As explained above, the difficulty lies in dealing with the hyperplanes β that are such that $|y_i - \mathbf{x}_i^T \beta| < \delta$ for some points (\mathbf{x}_i, y_i) . The strategy is essentially to use the product of

$(1/\sigma)f((y_i - \mathbf{x}_i^T \beta)/\sigma)$ of these points to integrate over β , and to bound the other terms of $m(\mathbf{y}_n)$. Therefore, if $\beta \in \mathcal{R}_{i_1} \cap \mathcal{R}_{i_2} \cap \dots \cap \mathcal{R}_{i_p}$, we consider the points $(\mathbf{x}_{i_1}, y_{i_1}), (\mathbf{x}_{i_2}, y_{i_2}), \dots, (\mathbf{x}_{i_p}, y_{i_p})$ to integrate over β . If $\beta \in \mathcal{R}_{i_1} \cap \mathcal{R}_{i_2} \cap \dots \cap \mathcal{R}_{i_{p-1}} \cap (\cap_{i_p=1}^n (i_p \neq i_1, \dots, i_{p-1}) \mathcal{R}_{i_p}^c)$, we consider the points $(\mathbf{x}_{i_1}, y_{i_1}), (\mathbf{x}_{i_2}, y_{i_2}), \dots, (\mathbf{x}_{i_{p-1}}, y_{i_{p-1}})$, and any other point $(\mathbf{x}_{i_p}, y_{i_p})$ to integrate over β , and so on. We have

$$\begin{aligned} \pi(\beta, \sigma) \prod_{i=1}^n (1/\sigma) f((y_i - \mathbf{x}_i^T \beta)/\sigma) &\stackrel{a}{\leq} (B/\sigma) \max(\delta M^{-1}, 1) \prod_{i=1}^n (1/\sigma) f((y_i - \mathbf{x}_i^T \beta)/\sigma) \\ &\propto (1/\sigma) \prod_{i \in \{i_1, \dots, i_p\}} (1/\sigma) f((y_i - \mathbf{x}_i^T \beta)/\sigma) \prod_{i \notin \{i_1, \dots, i_p\}} (1/\sigma) f((y_i - \mathbf{x}_i^T \beta)/\sigma) \\ &\stackrel{b}{\leq} (1/\sigma) [(1/\sigma) f(\delta/\sigma)]^{n-p} \prod_{i \in \{i_1, \dots, i_p\}} (1/\sigma) f((y_i - \mathbf{x}_i^T \beta)/\sigma) \\ &\stackrel{c}{\leq} [B/\delta]^{n-p-1} (1/\sigma^2) f(\delta/\sigma) \prod_{i \in \{i_1, \dots, i_p\}} (1/\sigma) f((y_i - \mathbf{x}_i^T \beta)/\sigma). \end{aligned}$$

In step *a*, we use $\pi(\beta, \sigma) \leq B \max(1, 1/\sigma) = (B/\sigma) \max(\sigma, 1) \leq (B/\sigma) \max(\delta M^{-1}, 1)$. In step *b*, for all $i \notin \{i_1, \dots, i_p\}$ we use $f((y_i - \mathbf{x}_i^T \beta)/\sigma) \leq f(\delta/\sigma)$ by the monotonicity of the tails of f because $|y_i - \mathbf{x}_i^T \beta|/\sigma \geq \delta/\sigma \geq \delta \delta^{-1} M = M$. In step *c*, we bound $n - p - 1$ terms $(1/\sigma) f(\delta/\sigma)$ by B/δ .

Finally, we bound the integral of $(1/\sigma^2) f(\delta/\sigma) \prod_{i \in \{i_1, \dots, i_p\}} (1/\sigma) f((y_i - \mathbf{x}_i^T \beta)/\sigma)$ by

$$\begin{aligned} &\int_0^\infty (1/\sigma^2) f(\delta/\sigma) \int_{\mathbb{R}^p} \prod_{i \in \{i_1, \dots, i_p\}} (1/\sigma) f((y_i - \mathbf{x}_i^T \beta)/\sigma) d\beta d\sigma \\ &\stackrel{a}{=} \left| \det \begin{pmatrix} \mathbf{x}_{i_1}^T \\ \vdots \\ \mathbf{x}_{i_p}^T \end{pmatrix} \right|^{-1} \int_0^\infty (1/\sigma^2) f(\delta/\sigma) d\sigma \stackrel{b}{=} \left| \det \begin{pmatrix} \mathbf{x}_{i_1}^T \\ \vdots \\ \mathbf{x}_{i_p}^T \end{pmatrix} \right|^{-1} \int_0^\infty f(\sigma') d\sigma' < \infty. \end{aligned}$$

In step *a*, we use the same change of variables as above: $u_j = (y_{i_j} - \mathbf{x}_{i_j}^T \beta)/\sigma$ for $j = 1, \dots, p$. In step *b*, we use the change of variable $\sigma' = \delta/\sigma$.

5.2. Proof of Theorem 1

Consider the model and the context described in Section 2.1. We assume that $\ell \leq n/2 - (p-1)/2 \Leftrightarrow k \geq n/2 + (p-1)/2 \Leftrightarrow k \geq \ell + 2p - 1$. In addition, we assume that $\ell \geq 1$, i.e. that there is at least one outlier, otherwise the proof would be trivial. Two propositions and a lemma that are used in the proof of Theorem 1 are first given, and the proofs of results (a) to (e) follow. The proofs of these propositions and this lemma can be found in [Desgagné \(2015\)](#).

Proposition 2 (Dominance). *If $s \in L_0(\infty)$ and $g \in L_\rho(\infty)$, then for all $\delta > 0$, there exists a constant $A(\delta) > 1$ such that $z \geq A(\delta)$ implies that*

$$(\log z)^{-\delta} < s(z) < (\log z)^\delta \quad \text{and} \quad (\log z)^{-\rho-\delta} < g(z) < (\log z)^{-\rho+\delta}.$$

Proposition 3 (Location-scale transformation). *If $zf(z) \in L_\rho(\infty)$, then we have*

$$(1/\sigma)f((z - \mu)/\sigma)/f(z) \rightarrow 1 \text{ as } z \rightarrow \infty,$$

uniformly on $(\mu, \sigma) \in [-\lambda, \lambda] \times [1/\tau, \tau]$, for any $\lambda \geq 0$ and $\tau \geq 1$.

Lemma 1. *For all $\lambda \geq 0$, $\forall \tau \geq 1$, there exists a constant $D(\lambda, \tau) \geq 1$ such that $z \in \mathbb{R}$ and $(\mu, \sigma) \in [-\lambda, \lambda] \times [1/\tau, \tau]$ implies that*

$$1/D(\lambda, \tau) \leq (1/\sigma)f((z - \mu)/\sigma)/f(z) \leq D(\lambda, \tau).$$

Note that Lemma 1 is a corollary of Proposition 3.

Proof of Result (a). We first observe that

$$\begin{aligned} \frac{m(\mathbf{y}_n)}{m(\mathbf{y}_k) \prod_{i=1}^n [f(y_i)]^{\ell_i}} &= \frac{m(\mathbf{y}_n)}{m(\mathbf{y}_k) \prod_{i=1}^n [f(y_i)]^{\ell_i}} \int_{\mathbb{R}^p} \int_0^\infty \pi(\beta, \sigma | \mathbf{y}_n) d\sigma d\beta \\ &= \int_{\mathbb{R}^p} \int_0^\infty \frac{\pi(\beta, \sigma) \prod_{i=1}^n [(1/\sigma)f((y_i - \mathbf{x}_i^T \beta)/\sigma)]^{k_i + \ell_i}}{m(\mathbf{y}_k) \prod_{i=1}^n [f(y_i)]^{\ell_i}} d\sigma d\beta \\ &= \int_{\mathbb{R}^p} \int_0^\infty \pi(\beta, \sigma | \mathbf{y}_k) \prod_{i=1}^n \left[\frac{(1/\sigma)f((y_i - \mathbf{x}_i^T \beta)/\sigma)}{f(y_i)} \right]^{\ell_i} d\sigma d\beta. \end{aligned}$$

We show that the last integral converges towards 1 as $\omega \rightarrow \infty$ to prove result (a). If we use Lebesgue's dominated convergence theorem to interchange the limit $\omega \rightarrow \infty$ and the integral, we have

$$\begin{aligned} \lim_{\omega \rightarrow \infty} \int_{\mathbb{R}^p} \int_0^\infty \pi(\beta, \sigma | \mathbf{y}_k) \prod_{i=1}^n \left[\frac{(1/\sigma)f((y_i - \mathbf{x}_i^T \beta)/\sigma)}{f(y_i)} \right]^{\ell_i} d\sigma d\beta \\ = \int_{\mathbb{R}^p} \int_0^\infty \lim_{\omega \rightarrow \infty} \pi(\beta, \sigma | \mathbf{y}_k) \prod_{i=1}^n \left[\frac{(1/\sigma)f((y_i - \mathbf{x}_i^T \beta)/\sigma)}{f(y_i)} \right]^{\ell_i} d\sigma d\beta \\ = \int_{\mathbb{R}^p} \int_0^\infty \pi(\beta, \sigma | \mathbf{y}_k) d\sigma d\beta = 1, \end{aligned}$$

using Proposition 3 in the second equality, since $\mathbf{x}_1, \dots, \mathbf{x}_n$ are fixed, and then Proposition 1. Note that the condition of Proposition 1 is satisfied because $k \geq l + 2p - 1 \Rightarrow k \geq p + 2$ (because $\ell \geq 1$ and $p \geq 2$). Note also that pointwise convergence is sufficient, for any value of $\beta \in \mathbb{R}^p$ and $\sigma > 0$, once the limit is inside the integral. However, in order to use Lebesgue's dominated convergence theorem, we need to prove that the integrand is bounded by an integrable function of β and σ that does not depend on ω , for any value of $\omega \geq y$, where y is a constant. The constant y can be chosen as large as we want, and minimum values for y will be given throughout the proof. In order to bound the integrand, we divide the domain of integration into two areas: $1 \leq \sigma < \infty$ and $0 < \sigma < 1$. Again, we want to separately analyse the area where the ratio $1/\sigma$ approaches infinity.

We assumed that y_i can be written as $y_i = a_i + b_i \omega$, where $\omega \rightarrow \infty$, and a_i and b_i are constants such that $a_i \in \mathbb{R}$ and $b_i \neq 0$ if $\ell_i = 1$ (if the observation is an outlier). Therefore, the ranking of the

elements in the set $\{|y_i| : \ell_i = 1\}$ is primarily determined by the values $|b_1|, \dots, |b_n|$, and we can choose the constant y larger than a certain threshold to ensure that this ranking remains unchanged for all $\omega \geq y$. Without loss of generality, we assume for convenience that

$$\omega = \min_{\{i: \ell_i=1\}} |y_i| \quad \text{and consequently} \quad \min_{\{i: \ell_i=1\}} |b_i| = 1.$$

We now bound above the integrand on the first area.

Area 1: Consider $1 \leq \sigma < \infty$ and assume without loss of generality that y_1, \dots, y_p are p nonoutliers (therefore $k_1 = \dots = k_p = 1$). We have

$$\begin{aligned} \pi(\boldsymbol{\beta}, \sigma \mid \mathbf{y}_k) \prod_{i=1}^n \left[\frac{(1/\sigma) f((y_i - \mathbf{x}_i^T \boldsymbol{\beta})/\sigma)}{f(y_i)} \right]^{\ell_i} &\propto \frac{\pi(\boldsymbol{\beta}, \sigma)}{\sigma^n} \prod_{i=1}^n \frac{f((y_i - \mathbf{x}_i^T \boldsymbol{\beta})/\sigma)}{[f(y_i)]^{\ell_i}} \\ &\stackrel{a}{\leq} \frac{B}{\sigma^n} \prod_{i=1}^n \frac{D(|a_i|, 1) f((b_i \omega - \mathbf{x}_i^T \boldsymbol{\beta})/\sigma)}{[f(y_i)]^{\ell_i}} \\ &\stackrel{b}{\leq} \frac{1}{[f(\omega)]^\ell} \frac{B}{\sigma^n} \prod_{i=1}^n D(|a_i|, 1) f((b_i \omega - \mathbf{x}_i^T \boldsymbol{\beta})/\sigma) [|b_i| D(|a_i|, |b_i|)]^{\ell_i} \\ &\propto \frac{1}{[f(\omega)]^\ell} \frac{1}{\sigma^n} \prod_{i=1}^n f((b_i \omega - \mathbf{x}_i^T \boldsymbol{\beta})/\sigma) \\ &\stackrel{c}{=} \frac{1}{[f(\omega)]^\ell} \frac{1}{\sigma^n} \prod_{i=1}^n [f(\mathbf{x}_i^T \boldsymbol{\beta}/\sigma)]^{k_i} [f((b_i \omega - \mathbf{x}_i^T \boldsymbol{\beta})/\sigma)]^{\ell_i} \\ &\stackrel{d}{=} \frac{\prod_{i=1}^p (1/\sigma) f(\mathbf{x}_i^T \boldsymbol{\beta}/\sigma)}{\sigma^{k-p-1/2}} \left[\frac{\omega/\sigma}{\omega f(\omega)} \right]^\ell \frac{1}{\sigma^{1/2}} \prod_{i=p+1}^n [f(\mathbf{x}_i^T \boldsymbol{\beta}/\sigma)]^{k_i} [f((b_i \omega - \mathbf{x}_i^T \boldsymbol{\beta})/\sigma)]^{\ell_i}. \end{aligned}$$

In step *a*, we use $y_i = a_i + b_i \omega$ and Lemma 1 to obtain

$$f((y_i - \mathbf{x}_i^T \boldsymbol{\beta})/\sigma) = f((b_i \omega - \mathbf{x}_i^T \boldsymbol{\beta})/\sigma + a_i/\sigma) \leq D(|a_i|, 1) f((b_i \omega - \mathbf{x}_i^T \boldsymbol{\beta})/\sigma),$$

because $|a_i/\sigma| \leq |a_i|$ for all i . We also use $\pi(\boldsymbol{\beta}, \sigma) \leq B \max(1, 1/\sigma) = B$. In step *b*, we use again Lemma 1 to obtain $f(\omega)/f(y_i) = f((y_i - a_i)/b_i)/f(y_i) \leq |b_i| D(|a_i|, |b_i|)$. In step *c*, we set $b_i = 0$ if $k_i = 1$ and we use the symmetry of f to obtain $f(-\mathbf{x}_i^T \boldsymbol{\beta}/\sigma) = f(\mathbf{x}_i^T \boldsymbol{\beta}/\sigma)$. In step *d*, we use the assumption $k_1 = \dots = k_p = 1$.

Now it suffices to demonstrate that

$$\left[\frac{\omega/\sigma}{\omega f(\omega)} \right]^\ell \frac{1}{\sigma^{1/2}} \prod_{i=p+1}^n [f(\mathbf{x}_i^T \boldsymbol{\beta}/\sigma)]^{k_i} [f((b_i \omega - \mathbf{x}_i^T \boldsymbol{\beta})/\sigma)]^{\ell_i} \quad (5)$$

is bounded by a constant that does not depend on $\omega, \boldsymbol{\beta}$ and σ since $\prod_{i=1}^p (1/\sigma) f(\mathbf{x}_i^T \boldsymbol{\beta}/\sigma)$

$\times (1/\sigma)^{k-p-1/2}$ is an integrable function on area 1. Indeed, since $k > p + 1$, we have

$$\int_1^\infty (1/\sigma)^{k-p-1/2} \int_{\mathbb{R}^p} \prod_{i=1}^p (1/\sigma) f(\mathbf{x}_i^T \boldsymbol{\beta}/\sigma) d\boldsymbol{\beta} d\sigma = \left| \det \begin{pmatrix} \mathbf{x}_1^T \\ \vdots \\ \mathbf{x}_p^T \end{pmatrix} \right|^{-1} \int_1^\infty \frac{1}{\sigma^{k-p-1/2}} d\sigma < \infty,$$

using the following change of variables: $u_i = \mathbf{x}_i^T \boldsymbol{\beta}/\sigma$, $i = 1, \dots, p$. The determinant is different from 0 because all the explanatory variables are continuous. Note that if instead, in step *a* above, we bound $\pi(\boldsymbol{\beta}, \sigma)$ by B/σ , one can verify that the condition $k \geq p + 1$ is sufficient to bound above the integral.

In order to bound the function in (5), we split area 1 into three parts: $1 \leq \sigma < \omega^{1/2}$, $\omega^{1/2} \leq \sigma < \omega/(\gamma M)$ and $\omega/(\gamma M) \leq \sigma < \infty$, where M is defined in (3) and γ is a positive constant that can be chosen as large as we want (lower bounds are provided in the proof). Note that this split is well defined if $y > \max(1, (\gamma M)^2)$ since $\omega \geq y$.

First, consider $\omega/(\gamma M) \leq \sigma < \infty$. We have

$$\begin{aligned} \left[\frac{\omega/\sigma}{\omega f(\omega)} \right]^\ell \frac{1}{\sigma^{1/2}} \prod_{i=p+1}^n [f(\mathbf{x}_i^T \boldsymbol{\beta}/\sigma)]^{k_i} [f((b_i \omega - \mathbf{x}_i^T \boldsymbol{\beta})/\sigma)]^{\ell_i} &\stackrel{a}{\leq} \frac{B^{n-p}}{\sigma^{1/2}} \left[\frac{\omega/\sigma}{\omega f(\omega)} \right]^\ell \\ &\stackrel{b}{\leq} B^{n-p} (\gamma M)^{\ell+1/2} \frac{(1/\omega)^{1/2}}{[\omega f(\omega)]^\ell} \stackrel{c}{\leq} B^{n-p} (\gamma M)^{\ell+1/2} \frac{(1/\omega)^{1/2}}{(\log \omega)^{-(\rho+1)\ell}} \\ &\stackrel{d}{\leq} B^{n-p} (\gamma M)^{\ell+1/2} [2(\rho+1)\ell/e]^{(\rho+1)\ell} < \infty. \end{aligned}$$

In step *a*, we use $f \leq B$. In step *b*, we use $\omega/\sigma \leq \gamma M$ and $1/\sigma \leq \gamma M/\omega$. In step *c*, we use $\omega f(\omega) > (\log \omega)^{-\rho-1}$ if $\omega \geq y \geq A(1)$, where $A(1)$ comes from Proposition 2. For step *d*, it is purely algebraic to show that the maximum of $(\log \omega)^\xi / \omega^{1/2}$ is $(2\xi/e)^\xi$ for $\omega > 1$ and $\xi > 0$, where $\xi = (\rho+1)\ell$ in our situation.

Now, consider the two other parts combined (we will split them in the next step), that is $1 \leq \sigma \leq \omega/(\gamma M)$. We have

$$\begin{aligned} \left[\frac{\omega/\sigma}{\omega f(\omega)} \right]^\ell \frac{1}{\sigma^{1/2}} \prod_{i=p+1}^n [f(\mathbf{x}_i^T \boldsymbol{\beta}/\sigma)]^{k_i} [f((b_i \omega - \mathbf{x}_i^T \boldsymbol{\beta})/\sigma)]^{\ell_i} \\ = \frac{1}{\sigma^{1/2}} \left[\frac{(\omega/\sigma) f(\omega/\sigma)}{\omega f(\omega)} \right]^\ell \prod_{i=p+1}^n [f(\mathbf{x}_i^T \boldsymbol{\beta}/\sigma)]^{k_i} \left[\frac{f((b_i \omega - \mathbf{x}_i^T \boldsymbol{\beta})/\sigma)}{f(\omega/\sigma)} \right]^{\ell_i} \\ \stackrel{a}{\leq} \frac{1}{\sigma^{1/2}} \left[\frac{(\omega/\sigma) f(\omega/\sigma)}{\omega f(\omega)} \right]^\ell B^{k-p} [D(0, \gamma) \gamma]^\ell. \end{aligned}$$

In step *a*, we use

$$\prod_{i=p+1}^n [f(\mathbf{x}_i^T \boldsymbol{\beta}/\sigma)]^{k_i} \left[\frac{f((b_i \omega - \mathbf{x}_i^T \boldsymbol{\beta})/\sigma)}{f(\omega/\sigma)} \right]^{\ell_i} \leq B^{k-p} [D(0, \gamma) \gamma]^\ell. \quad (6)$$

The proof of this inequality is substantial. Therefore, to ease the reading, it is deferred after the demonstration that the remaining term, i.e.

$$\frac{1}{\sigma^{1/2}} \left[\frac{(\omega/\sigma)f(\omega/\sigma)}{\omega f(\omega)} \right]^\ell,$$

is bounded.

We first consider $\omega^{1/2} \leq \sigma \leq \omega/(\gamma M)$. We have

$$\frac{1}{\sigma^{1/2}} \left[\frac{(\omega/\sigma)f(\omega/\sigma)}{\omega f(\omega)} \right]^\ell \stackrel{a}{\leq} B^\ell \frac{(1/\omega)^{1/4}}{[\omega f(\omega)]^\ell} \stackrel{b}{\leq} B^\ell \frac{(1/\omega)^{1/4}}{(\log \omega)^{-(\rho+1)\ell}} \stackrel{c}{\leq} B^\ell [4(\rho+1)\ell/e]^{(\rho+1)\ell} < \infty.$$

In step *a*, we use $(\omega/\sigma)f(\omega/\sigma) \leq B$ and $(1/\sigma)^{1/2} \leq (1/\omega)^{1/4}$. In step *b*, we use $\omega f(\omega) > (\log \omega)^{-\rho-1}$ if $\omega \geq y \geq A(1)$, where $A(1)$ comes from Proposition 2. In step *c*, it is purely algebraic to show that the maximum of $(\log \omega)^\xi/\omega^{1/4}$ is $(4\xi/e)^\xi$ for $\omega > 1$ and $\xi > 0$, where $\xi = (\rho+1)\ell$ in our situation.

We now consider $1 \leq \sigma \leq \omega^{1/2}$. We have

$$\frac{1}{\sigma^{1/2}} \left[\frac{(\omega/\sigma)f(\omega/\sigma)}{\omega f(\omega)} \right]^\ell \stackrel{a}{\leq} \left[\frac{\omega^{1/2} f(\omega^{1/2})}{\omega f(\omega)} \right]^\ell \stackrel{b}{\leq} 2^{(\rho+1)\ell} < \infty.$$

In step *a*, we use $1/\sigma \leq 1$ and $(\omega/\sigma)f(\omega/\sigma) \leq \omega^{1/2} f(\omega^{1/2})$ by the monotonicity of the tails of $|z|f(z)$ since $\omega/\sigma \geq \omega^{1/2} \geq y^{1/2} \geq M$ if $y \geq M^2$. In step *b*, we use $\omega^{1/2} f(\omega^{1/2})/(\omega f(\omega)) \leq 2(1/2)^{-\rho} = 2^{\rho+1}$ if $\omega \geq y \geq A(1, 2)$, where $A(1, 2)$ comes from the definition of log-regularly varying functions (see Definition 2).

Finally, we prove the inequality in (6). Recall that we assume that $k \geq n/2 + (p-1/2) \Leftrightarrow k \geq \ell + 2p - 1$. We know that y_1, \dots, y_p are p nonoutliers (therefore $k_1 = \dots = k_p = 1$). We also know that the number of remaining nonoutliers (the nonoutliers among observations $p+1$ to n) is greater than or equal to p because $k - p \geq \ell + p - 1 \geq p$ (because we assume that $\ell \geq 1$).

In order to prove the result, we split the domain of β as follows:

$$\begin{aligned} \mathbb{R}^p &= [\cap_i \mathcal{O}_i^c] \cup [\cup_i (\mathcal{O}_i \cap (\cap_{i_1} \mathcal{F}_{i_1}^c))] \cup [\cup_{i, i_1} (\mathcal{O}_i \cap \mathcal{F}_{i_1} \cap (\cap_{i_2 \neq i_1} \mathcal{F}_{i_2}^c))] \\ &\quad \cup \dots \cup [\cup_{i, i_1, \dots, i_{p-1}} (i_j \neq i_s \forall i_j, i_s \text{ s.t. } j \neq s) (\mathcal{O}_i \cap \mathcal{F}_{i_1} \cap \dots \cap \mathcal{F}_{i_{p-1}} \cap (\cap_{i_p \neq i_1, \dots, i_{p-1}} \mathcal{F}_{i_p}^c))] \\ &\quad \cup [\cup_{i, i_1, \dots, i_p} (i_j \neq i_s \forall i_j, i_s \text{ s.t. } j \neq s) (\mathcal{O}_i \cap \mathcal{F}_{i_1} \cap \dots \cap \mathcal{F}_{i_p})], \end{aligned}$$

where

$$\mathcal{O}_i := \{\beta : |b_i \omega - \mathbf{x}_i^T \beta| < \omega/2\}, \forall i \in \mathcal{I}_{\mathcal{O}}, \quad (7)$$

$$\mathcal{F}_i := \{\beta : |\mathbf{x}_i^T \beta| < \omega/\gamma\}, \forall i \in \mathcal{I}_{\mathcal{F}}, \quad (8)$$

$\mathcal{I}_{\mathcal{O}} := \{i : i \in \{p+1, \dots, n\} \text{ and } \ell_i = 1\}$ and $\mathcal{I}_{\mathcal{F}} := \{i : i \in \{p+1, \dots, n\} \text{ and } k_i = 1\}$ are the sets of indexes of outliers and remaining fixed observations (nonoutliers), respectively.

The set \mathcal{O}_i represents the hyperplanes $y = \mathbf{x}_i^T \beta$ characterised by the different values of β that satisfy $|b_i \omega - \mathbf{x}_i^T \beta| < \omega/2$. In other words, it represents the hyperplanes that pass at a vertical distance of less than $\omega/2$ of the point $(\mathbf{x}_i, b_i \omega)$, which is considered as an outlier since $\omega \rightarrow \infty$ (recall that $b_i \omega = y_i - a_i$). Analogously, the set \mathcal{F}_i represents the hyperplanes that pass at a vertical distance of less than ω/γ of the point $(\mathbf{x}_i, 0)$, which is considered as a nonoutlier. Therefore, the set $\cap_i \mathcal{O}_i^c$ represents the hyperplanes that pass at a vertical distance of at least $\omega/2$ of all the points $(\mathbf{x}_i, b_i \omega)$ (all the outliers). The set $\cup_i (\mathcal{O}_i \cap (\cap_{i_1} \mathcal{F}_{i_1}^c))$ represents the hyperplanes that pass at a vertical distance of less than $\omega/2$ of at least one point $(\mathbf{x}_i, b_i \omega)$ (an outlier), but at a vertical distance of at least ω/γ of all the points $(\mathbf{x}_i, 0)$ (all the nonoutliers). For each $i_1 \in \mathcal{I}_{\mathcal{F}}$, the set $\cup_i (\mathcal{O}_i \cap \mathcal{F}_{i_1} \cap (\cap_{i_2 \neq i_1} \mathcal{F}_{i_2}^c))$ represents the hyperplanes that pass at a vertical distance of less than $\omega/2$ of at least one point $(\mathbf{x}_i, b_i \omega)$ (an outlier), at a vertical distance of less than ω/γ of the point $(\mathbf{x}_{i_1}, 0)$ (a nonoutlier), but at a vertical distance of at least ω/γ of all the other nonoutliers, and so on.

Now, we claim that $\mathcal{O}_i \cap \mathcal{F}_{i_1} \cap \dots \cap \mathcal{F}_{i_p} = \emptyset$ for all i, i_1, \dots, i_p with $i_j \neq i_s, \forall i_j, i_s$ such that $j \neq s$. To prove this, we use the fact that \mathbf{x}_i (a vector of size p) can be expressed as a linear combination of $\mathbf{x}_{i_1}, \dots, \mathbf{x}_{i_p}$. This is true because all explanatory variables are continuous, and therefore, linearly independent with probability 1. As a result, considering that $\beta \in \mathcal{F}_{i_1} \cap \dots \cap \mathcal{F}_{i_p}$ and $\mathbf{x}_i = \sum_{s=1}^p a_s \mathbf{x}_{i_s}$ for some $a_1, \dots, a_p \in \mathbb{R}$, we have

$$|b_i \omega - \mathbf{x}_i^T \beta| = \left| b_i \omega - \left(\sum_{s=1}^p a_s \mathbf{x}_{i_s} \right)^T \beta \right| \stackrel{a}{\geq} |b_i \omega| - \left| \sum_{s=1}^p a_s \mathbf{x}_{i_s}^T \beta \right| \stackrel{b}{\geq} \omega - \frac{\omega}{\gamma} \sum_{s=1}^p |a_s| \stackrel{c}{\geq} \omega - \frac{\omega}{2}.$$

In step *a*, we use the reverse triangle inequality. In step *b*, we use that $|b_i| \geq 1$ and $|\sum_{s=1}^p a_s \mathbf{x}_{i_s}^T \beta| \leq \sum_{s=1}^p |a_s| |\mathbf{x}_{i_s}^T \beta| \leq \sum_{s=1}^p |a_s| \omega/\gamma$ because $\beta \in \mathcal{F}_{i_1} \cap \dots \cap \mathcal{F}_{i_p}$, which means that $|\mathbf{x}_i^T \beta| < \omega/\gamma$ for all $i \in \{i_1, \dots, i_p\}$. In step *c*, we define the constant γ such that $\gamma \geq 2 \sum_{s=1}^p |a_s|$ (we choose γ such that it satisfies this inequality for any combination of i and i_1, \dots, i_p). Therefore, we have that $\beta \notin \mathcal{O}_i$. This proves that $\mathcal{O}_i \cap \mathcal{F}_{i_1} \cap \dots \cap \mathcal{F}_{i_p} = \emptyset$ for all i, i_1, \dots, i_p with $i_j \neq i_s, \forall i_j, i_s$ such that $j \neq s$. This in turn implies that

$$\begin{aligned} \mathbb{R}^p &= [\cap_i \mathcal{O}_i^c] \cup [\cup_i (\mathcal{O}_i \cap (\cap_{i_1} \mathcal{F}_{i_1}^c))] \cup [\cup_{i, i_1} (\mathcal{O}_i \cap \mathcal{F}_{i_1} \cap (\cap_{i_2 \neq i_1} \mathcal{F}_{i_2}^c))] \\ &\quad \cup \dots \cup \left[\cup_{i, i_1, \dots, i_{p-1} (i_j \neq i_s \forall i_j, i_s \text{ s.t. } j \neq s)} (\mathcal{O}_i \cap \mathcal{F}_{i_1} \cap \dots \cap \mathcal{F}_{i_{p-1}} \cap (\cap_{i_p \neq i_1, \dots, i_{p-1}} \mathcal{F}_{i_p}^c)) \right]. \end{aligned}$$

This decomposition of \mathbb{R}^p is comprised of $1 + \sum_{i=0}^{p-1} \binom{k-p}{i}$ mutually exclusive sets given by $\cap_i \mathcal{O}_i^c$, $\cup_i (\mathcal{O}_i \cap (\cap_{i_1} \mathcal{F}_{i_1}^c))$, $\cup_i (\mathcal{O}_i \cap \mathcal{F}_{i_1} \cap (\cap_{i_2 \neq i_1} \mathcal{F}_{i_2}^c))$ for $i_1 \in \mathcal{I}_{\mathcal{F}}$, and so on.

We are now ready to bound the function on the left-hand side in (6). We first show that the function is bounded on $\beta \in \cap_i \mathcal{O}_i^c$ and $1 \leq \sigma \leq \omega/(\gamma M)$. For all $i \in \mathcal{I}_{\mathcal{O}}$, we have

$$\frac{f((b_i \omega - \mathbf{x}_i^T \beta)/\sigma)}{f(\omega/\sigma)} \leq \frac{f(\omega/(2\sigma))}{f(\omega/\sigma)} \leq 2D(0, 2) \leq D(0, \gamma)\gamma,$$

using the monotonicity of f because $|b_i \omega - \mathbf{x}_i^T \beta|/\sigma \geq \omega/(2\sigma) \geq \gamma M/2 \geq M$ (we choose $\gamma \geq 2$),

and then Lemma 1. Therefore, on $\beta \in \cap_i \mathcal{O}_i^c$ and $1 \leq \sigma \leq \omega/(\gamma M)$,

$$\prod_{i=p+1}^n [f(\mathbf{x}_i^T \beta / \sigma)]^{k_i} \left[\frac{f((b_i \omega - \mathbf{x}_i^T \beta) / \sigma)}{f(\omega / \sigma)} \right]^{\ell_i} \leq B^{k-p} [D(0, \gamma) \gamma]^\ell,$$

using $f \leq B$.

Now, we consider the area defined by: $1 \leq \sigma \leq \omega/(\gamma M)$ and β belongs to one of the $\sum_{i=0}^{p-1} \binom{k-p}{i}$ mutually exclusive sets $\cup_i (\mathcal{O}_i \cap (\cap_{i_1} \mathcal{F}_{i_1}^c))$, $\cup_i (\mathcal{O}_i \cap \mathcal{F}_{i_1} \cap (\cap_{i_2 \neq i_1} \mathcal{F}_{i_2}^c))$ for $i_1 \in \mathcal{I}_{\mathcal{F}}$, etc. We have

$$\begin{aligned} \prod_{i=p+1}^n [f(\mathbf{x}_i^T \beta / \sigma)]^{k_i} \left[\frac{f((b_i \omega - \mathbf{x}_i^T \beta) / \sigma)}{f(\omega / \sigma)} \right]^{\ell_i} &\stackrel{a}{\leq} B^\ell \prod_{i=p+1}^n \frac{[f(\mathbf{x}_i^T \beta / \sigma)]^{k_i}}{[f(\omega / \sigma)]^{\ell_i}} \\ &\stackrel{b}{\leq} B^{\ell+(k-p)-\ell} [D(0, \gamma) \gamma]^\ell = B^{k-p} [D(0, \gamma) \gamma]^\ell. \end{aligned}$$

In step *a*, we use $f \leq B$ for all $i \in \mathcal{I}_{\mathcal{O}}$. In step *b*, we use the fact that in any of the sets in which β can belong, there are at least ℓ nonoutlying points $(\mathbf{x}_i, 0)$ such that $|\mathbf{x}_i^T \beta| \geq \omega/\gamma$. Indeed, the case in which there are the least nonoutliers such that $|\mathbf{x}_i^T \beta| \geq \omega/\gamma$ corresponds to $\beta \in \cup_i (\mathcal{O}_i \cap \mathcal{F}_{i_1} \cap \dots \cap \mathcal{F}_{i_{p-1}} \cap (\cap_{i_p \neq i_1, \dots, i_{p-1}} \mathcal{F}_{i_p}^c))$. In this case there are $p-1$ nonoutliers such that $|\mathbf{x}_i^T \beta| < \omega/\gamma$ (observations i_1 to i_{p-1}), which leaves $k-p-(p-1) \geq \ell$ nonoutliers such that $|\mathbf{x}_i^T \beta| \geq \omega/\gamma$ (i.e. that there are $k-p-(p-1) \geq \ell$ sets in the intersection $\cap_{i_p \neq i_1, \dots, i_{p-1}} \mathcal{F}_{i_p}^c$). Recall that we assume that $k \geq \ell + 2p - 1$, that y_1, \dots, y_p are p nonoutliers, and that the product above only involves observations $p+1$ to n . Therefore, for ℓ nonoutliers such that $|\mathbf{x}_i^T \beta| \geq \omega/\gamma$, we use

$$f(\mathbf{x}_i^T \beta / \sigma) / f(\omega / \sigma) \leq f(\omega / (\gamma \sigma)) / f(\omega / \sigma) \leq D(0, \gamma) \gamma,$$

by the monotonicity of f because $|\mathbf{x}_i^T \beta| / \sigma \geq \omega / (\gamma \sigma) \geq M$, and then Lemma 1. For the remaining $k-p-\ell$ nonoutlying points, we use $f \leq B$. Note that this argument justifies the need of the assumption $k \geq \ell + 2p - 1$.

Area 2: Consider $0 < \sigma < 1$. We actually need to show that

$$\lim_{\omega \rightarrow \infty} \int_{\mathbb{R}^p} \int_0^1 \pi(\beta, \sigma | \mathbf{y}_{\mathbf{k}}) \prod_{i=1}^n \left[\frac{(1/\sigma) f((y_i - \mathbf{x}_i^T \beta) / \sigma)}{f(y_i)} \right]^{\ell_i} d\sigma d\beta = \int_{\mathbb{R}^p} \int_0^1 \pi(\beta, \sigma | \mathbf{y}_{\mathbf{k}}) d\sigma d\beta.$$

For area 2, we proceed in a slightly different manner than for area 1. We begin by dividing the first integral above into two parts as follows:

$$\begin{aligned} &\lim_{\omega \rightarrow \infty} \int_{\mathbb{R}^p} \int_0^1 \pi(\beta, \sigma | \mathbf{y}_{\mathbf{k}}) \prod_{i=1}^n \left[\frac{(1/\sigma) f((y_i - \mathbf{x}_i^T \beta) / \sigma)}{f(y_i)} \right]^{\ell_i} d\sigma d\beta \\ &= \lim_{\omega \rightarrow \infty} \int_{\mathbb{R}^p} \int_0^1 \pi(\beta, \sigma | \mathbf{y}_{\mathbf{k}}) \prod_{i=1}^n \left[\frac{(1/\sigma) f((y_i - \mathbf{x}_i^T \beta) / \sigma)}{f(y_i)} \right]^{\ell_i} \mathbf{1}_{\cap_i \mathcal{O}_i^c}(\beta) d\sigma d\beta \\ &\quad + \lim_{\omega \rightarrow \infty} \int_{\cup_i \mathcal{O}_i} \int_0^1 \pi(\beta, \sigma | \mathbf{y}_{\mathbf{k}}) \prod_{i=1}^n \left[\frac{(1/\sigma) f((y_i - \mathbf{x}_i^T \beta) / \sigma)}{f(y_i)} \right]^{\ell_i} d\sigma d\beta, \end{aligned}$$

where

$$\mathcal{O}_i := \{\beta : |y_i - \mathbf{x}_i^T \beta| < \omega/2\}, \forall i \in \mathcal{I}_\mathcal{O},$$

with $\mathcal{I}_\mathcal{O} := \{i : i \in \{1, \dots, n\} \text{ and } \ell_i = 1\}$. Note that the definition of \mathcal{O}_i is very similar as that of the set defined in (7) (this is why we use the same notation); its interpretation is also very similar. We show that the first part above is equal to the integral $\int_{\mathbb{R}^p} \int_0^1 \pi(\beta, \sigma \mid \mathbf{y}_\mathbf{k}) d\sigma d\beta$ and that the second part is equal to 0.

For the first part, we again use Lebesgue's dominated convergence theorem in order to interchange the limit $\omega \rightarrow \infty$ and the integral. We have

$$\begin{aligned} & \lim_{\omega \rightarrow \infty} \int_{\mathbb{R}^p} \int_0^1 \pi(\beta, \sigma \mid \mathbf{y}_\mathbf{k}) \prod_{i=1}^n \left[\frac{(1/\sigma) f((y_i - \mathbf{x}_i^T \beta)/\sigma)}{f(y_i)} \right]^{\ell_i} \mathbb{1}_{\cap_i \mathcal{O}_i^c}(\beta) d\sigma d\beta \\ &= \int_{\mathbb{R}^p} \int_0^1 \pi(\beta, \sigma \mid \mathbf{y}_\mathbf{k}) \lim_{\omega \rightarrow \infty} \prod_{i=1}^n \left[\frac{(1/\sigma) f((y_i - \mathbf{x}_i^T \beta)/\sigma)}{f(y_i)} \right]^{\ell_i} \mathbb{1}_{\cap_i \mathcal{O}_i^c}(\beta) d\sigma d\beta \\ &= \int_{\mathbb{R}^p} \int_0^1 \pi(\beta, \sigma \mid \mathbf{y}_\mathbf{k}) \times 1 \times \mathbb{1}_{\mathbb{R}^p}(\beta) d\sigma d\beta = \int_{\mathbb{R}^p} \int_0^1 \pi(\beta, \sigma \mid \mathbf{y}_\mathbf{k}) d\sigma d\beta, \end{aligned}$$

using Proposition 3 in the second equality since $\mathbf{x}_1, \dots, \mathbf{x}_n$ are fixed, and $\lim_{\omega \rightarrow \infty} \mathbb{1}_{\cap_i \mathcal{O}_i^c}(\beta) = \mathbb{1}_{\mathbb{R}^p}(\beta) = 1 \Leftrightarrow \lim_{\omega \rightarrow \infty} \mathbb{1}_{\cup_i \mathcal{O}_i}(\beta) = 0$. Indeed, if $\ell_i = 1$ and $b_i > 0$ (which implies that $y_i > 0$), $\beta \in \mathcal{O}_i$ implies that $|y_i - \mathbf{x}_i^T \beta| < \omega/2 \leq y_i/2$, which in turn implies that $y_i/2 < \mathbf{x}_i^T \beta < 3y_i/2$, and in the limit, no $\beta \in \mathbb{R}^p$ satisfies this (we have the same conclusion if $b_i < 0$). Note that pointwise convergence is sufficient, for any value of $\beta \in \mathbb{R}^p$ and $\sigma > 0$, once the limit is inside the integral. We now demonstrate that the integrand is bounded, for any value of $\omega \geq y$, by an integrable function of β and σ that does not depend on ω .

Consider $\beta \in \cap_i \mathcal{O}_i^c$, that is $\{\beta : |y_i - \mathbf{x}_i^T \beta| \geq \omega/2 \text{ for all } i \in \mathcal{I}_\mathcal{O}\}$, and $0 < \sigma < 1$. Note that the integrand is equal to 0 if $\beta \notin \cap_i \mathcal{O}_i^c$. For all $i \in \mathcal{I}_\mathcal{O}$, we have

$$(1/\sigma) f((y_i - \mathbf{x}_i^T \beta)/\sigma) \leq f(y_i - \mathbf{x}_i^T \beta) \leq f(\omega/2) \leq 2|b_i| D(|a_i|, 2|b_i|) f(y_i),$$

by the monotonicity of the tails of $|z|f(z)$ and then the monotonicity of the tails of $f(z)$, because $|y_i - \mathbf{x}_i^T \beta|/\sigma \geq |y_i - \mathbf{x}_i^T \beta| \geq \omega/2 \geq y/2 \geq M$, if we choose $y \geq 2M$. Lemma 1 is used in the last inequality with $\omega = (y_i - a_i)/b_i$. Therefore,

$$\pi(\beta, \sigma \mid \mathbf{y}_\mathbf{k}) \prod_{i=1}^n \left[\frac{(1/\sigma) f((y_i - \mathbf{x}_i^T \beta)/\sigma)}{f(y_i)} \right]^{\ell_i} \mathbb{1}_{\cap_i \mathcal{O}_i^c}(\beta) \leq \pi(\beta, \sigma \mid \mathbf{y}_\mathbf{k}) \prod_{i=1}^n [2|b_i| D(|a_i|, 2|b_i|)]^{\ell_i},$$

which is an integrable function.

We now prove that

$$\lim_{\omega \rightarrow \infty} \int_{\cup_i \mathcal{O}_i} \int_0^1 \pi(\beta, \sigma \mid \mathbf{y}_\mathbf{k}) \prod_{i=1}^n \left[\frac{(1/\sigma) f((y_i - \mathbf{x}_i^T \beta)/\sigma)}{f(y_i)} \right]^{\ell_i} d\sigma d\beta = 0.$$

We first bound above the integrand and then we prove that the integral of the upper bound converges

towards $\mathbf{0}$ as $\omega \rightarrow \infty$. In the same manner as in the proof of the inequality in (6), we split the domain of β as follows:

$$\begin{aligned} \cup_i \mathcal{O}_i &= [\cup_i (\mathcal{O}_i \cap (\cap_{i_1} \mathcal{F}_{i_1}^c))] \cup [\cup_{i, i_1} (\mathcal{O}_i \cap \mathcal{F}_{i_1} \cap (\cap_{i_2 \neq i_1} \mathcal{F}_{i_2}^c))] \\ &\quad \cup \dots \cup \left[\cup_{i, i_1, \dots, i_{p-1}} (i_j \neq i_s \forall i_j, i_s \text{ s.t. } j \neq s) \left(\mathcal{O}_i \cap \mathcal{F}_{i_1} \cap \dots \cap \mathcal{F}_{i_{p-1}} \cap \left(\cap_{i_p \neq i_1, \dots, i_{p-1}} \mathcal{F}_{i_p}^c \right) \right) \right] \\ &\quad \cup [\cup_{i, i_1, \dots, i_p} (i_j \neq i_s \forall i_j, i_s \text{ s.t. } j \neq s) (\mathcal{O}_i \cap \mathcal{F}_{i_1} \cap \dots \cap \mathcal{F}_{i_p})], \end{aligned}$$

where

$$\mathcal{F}_i := \{\beta : |\mathbf{x}_i^T \beta| < \omega/\gamma\}, \forall i \in \mathcal{I}_{\mathcal{F}},$$

and $\mathcal{I}_{\mathcal{F}} := \{i : i \in \{1, \dots, n\} \text{ and } k_i = 1\}$. The definition of \mathcal{F}_i is the same as that of the set defined in (8). For an interpretation of this set and of the sets involve in the decomposition of $\cup_i \mathcal{O}_i$, see the proof of (6). Given that $|y_i| \geq \omega$ for all $i \in \mathcal{O}_i$, we can use the same mathematical arguments as in the proof of (6) to show that $\mathcal{O}_i \cap \mathcal{F}_{i_1} \cap \dots \cap \mathcal{F}_{i_p} = \emptyset$ for all i, i_1, \dots, i_p with $i_j \neq i_s, \forall i_j \neq i_s$ such that $j \neq s$. Therefore,

$$\begin{aligned} \cup_i \mathcal{O}_i &= [\cup_i (\mathcal{O}_i \cap (\cap_{i_1} \mathcal{F}_{i_1}^c))] \cup [\cup_{i, i_1} (\mathcal{O}_i \cap \mathcal{F}_{i_1} \cap (\cap_{i_2 \neq i_1} \mathcal{F}_{i_2}^c))] \\ &\quad \cup \dots \cup \left[\cup_{i, i_1, \dots, i_{p-1}} (i_j \neq i_s \forall i_j, i_s \text{ s.t. } j \neq s) \left(\mathcal{O}_i \cap \mathcal{F}_{i_1} \cap \dots \cap \mathcal{F}_{i_{p-1}} \cap \left(\cap_{i_p \neq i_1, \dots, i_{p-1}} \mathcal{F}_{i_p}^c \right) \right) \right]. \end{aligned}$$

This decomposition of $\cup_i \mathcal{O}_i$ is comprised of $\sum_{i=0}^{p-1} \binom{k}{i}$ mutually exclusive sets given by $\cup_i (\mathcal{O}_i \cap (\cap_{i_1} \mathcal{F}_{i_1}^c))$, $\cup_i (\mathcal{O}_i \cap \mathcal{F}_{i_1} \cap (\cap_{i_2 \neq i_1} \mathcal{F}_{i_2}^c))$ for $i_1 \in \mathcal{I}_{\mathcal{F}}$, and so on. We now consider the area defined by: $0 < \sigma < 1$ and β belongs to one of these $\sum_{i=0}^{p-1} \binom{k}{i}$ mutually exclusive sets. We have

$$\begin{aligned} \pi(\beta, \sigma \mid \mathbf{y}_k) &\prod_{i=1}^n \left[\frac{(1/\sigma) f((y_i - \mathbf{x}_i^T \beta)/\sigma)}{f(y_i)} \right]^{\ell_i} \\ &\stackrel{a}{\leq} \pi(\beta, \sigma \mid \mathbf{y}_k) \prod_{i=1}^n \left[\frac{|b_i| D(|a_i|, |b_i|) (1/\sigma) f((y_i - \mathbf{x}_i^T \beta)/\sigma)}{f(\omega)} \right]^{\ell_i} \\ &\propto \pi(\beta, \sigma) \prod_{i=1}^n [(1/\sigma) f((a_i - \mathbf{x}_i^T \beta)/\sigma)]^{k_i} \left[\frac{(1/\sigma) f((y_i - \mathbf{x}_i^T \beta)/\sigma)}{f(\omega)} \right]^{\ell_i} \\ &\stackrel{b}{\leq} (B/\sigma) [2\gamma D(0, 2\gamma) (1/\sigma) f(\omega/\sigma)]^{\ell+1} \prod_{i=1(i \neq i_p, \dots, i_{\ell+p})}^n [(1/\sigma) f((a_i - \mathbf{x}_i^T \beta)/\sigma)]^{k_i} \\ &\quad \times \left[\frac{(1/\sigma) f((y_i - \mathbf{x}_i^T \beta)/\sigma)}{f(\omega)} \right]^{\ell_i} \\ &\propto (1/\sigma) [(1/\sigma) f(\omega/\sigma)]^{\ell+1} \prod_{i=1(i \neq i_p, \dots, i_{\ell+p})}^n [(1/\sigma) f((a_i - \mathbf{x}_i^T \beta)/\sigma)]^{k_i} \\ &\quad \times \left[\frac{(1/\sigma) f((y_i - \mathbf{x}_i^T \beta)/\sigma)}{f(\omega)} \right]^{\ell_i} \end{aligned}$$

$$\begin{aligned} &\stackrel{c}{\leq} (1/\sigma)(1/\sigma)f(\omega/\sigma) \prod_{i=1(i \neq i_p, \dots, i_{\ell+p})}^n [(1/\sigma)f((a_i - \mathbf{x}_i^T \boldsymbol{\beta})/\sigma)]^{k_i} [(1/\sigma)f((y_i - \mathbf{x}_i^T \boldsymbol{\beta})/\sigma)]^{\ell_i} \\ &\stackrel{d}{\leq} (B/\omega)(1/\sigma) \prod_{i=1(i \neq i_p, \dots, i_{\ell+p})}^n (1/\sigma)f((y_i - \mathbf{x}_i^T \boldsymbol{\beta})/\sigma). \end{aligned}$$

In step *a*, we use Lemma 1 to obtain $f(\omega)/f(y_i) = f((y_i - a_i)/b_i)/f(y_i) \leq |b_i|D(|a_i|, |b_i|)$ for all $i \in \mathcal{I}_O$. In step *b*, we use $\pi(\boldsymbol{\beta}, \sigma) \leq B \max(1, 1/\sigma) = B/\sigma$. We also use that in any of the sets in which $\boldsymbol{\beta}$ can belong, there are at least $\ell + 1$ nonoutlying points such that $|\mathbf{x}_i^T \boldsymbol{\beta}| \geq \omega/\gamma$ (corresponding to $\boldsymbol{\beta} \in \mathcal{F}_i^c$ for at least $\ell + 1$ nonoutlying points). Indeed, the case in which there are the least nonoutliers such that $|\mathbf{x}_i^T \boldsymbol{\beta}| \geq \omega/\gamma$ corresponds to $\boldsymbol{\beta} \in \cup_i (\mathcal{O}_i \cap \mathcal{F}_{i_1} \cap \dots \cap \mathcal{F}_{i_{p-1}} \cap (\cap_{i_p \neq i_1, \dots, i_{p-1}} \mathcal{F}_{i_p}^c))$. In this case there are $p - 1$ nonoutliers such that $|\mathbf{x}_i^T \boldsymbol{\beta}| < \omega/\gamma$ (say observations i_1 to i_{p-1}), which leaves $k - (p - 1)$ nonoutliers such that $|\mathbf{x}_i^T \boldsymbol{\beta}| \geq \omega/\gamma$ (i.e. that there are $k - (p - 1)$ sets in the intersection $\cap_{i_p \neq i_1, \dots, i_{p-1}} \mathcal{F}_{i_p}^c$), and we know that $k - (p - 1) \geq \ell + p > \ell + 1$ because we assume that $k \geq \ell + 2p - 1$ and we only consider the models with $p \geq 2$. This implies that there exists a set of $\ell + 1$ indices, say $\{i_p, \dots, i_{\ell+p}\} \subset \mathcal{I}_{\mathcal{F}}$, such that for all $i \in \{i_p, \dots, i_{\ell+p}\}$,

$$f((a_i - \mathbf{x}_i^T \boldsymbol{\beta})/\sigma) \leq f(\omega/(2\gamma\sigma)) \leq 2\gamma D(0, 2\gamma) f(\omega/\sigma),$$

using the monotonicity of the tails of f in the first inequality because, if we define the constant $a_{(k)} := \max_{i \in \{1, \dots, k\}} |a_i|$ with $\omega \geq y \geq (2\gamma)a_{(k)}$, we have $|a_i - \mathbf{x}_i^T \boldsymbol{\beta}|/\sigma \geq (|\mathbf{x}_i^T \boldsymbol{\beta}| - |a_i|)/\sigma \geq (\omega/\gamma - a_{(k)})/\sigma \geq \omega/(2\gamma\sigma) \geq \omega/(2\gamma) \geq y/(2\gamma) \geq M$ if we choose $y \geq 2\gamma M$. In the second inequality, we use Lemma 1 (as mentioned in the proof of (6), we choose $\gamma \geq 2$). In step *c* above, we use the monotonicity of the tails of $|z|f(z)$ to obtain $(\omega/\sigma)f(\omega/\sigma) \leq \omega f(\omega)$ for ℓ terms, because $\omega/\sigma \geq \omega \geq y \geq M$ if we choose $y \geq M$. In step *d*, we use $(1/\sigma)f(\omega/\sigma) \leq B/\omega$.

The integral of $(B/\omega)(1/\sigma) \prod_{i=1(i \neq i_p, \dots, i_{\ell+p})}^n (1/\sigma)f((y_i - \mathbf{x}_i^T \boldsymbol{\beta})/\sigma)$ is bounded by

$$(B/\omega) \int_{\mathbb{R}^p} \int_0^\infty (1/\sigma) \prod_{i=1(i \neq i_p, \dots, i_{\ell+p})}^n (1/\sigma)f((y_i - \mathbf{x}_i^T \boldsymbol{\beta})/\sigma) d\sigma d\boldsymbol{\beta} = (B/\omega)m(\mathbf{y}_{\mathcal{I}_R}),$$

where $m(\mathbf{y}_{\mathcal{I}_R})$ is the marginal density arising from a prior proportional to $1/\sigma$ and $n - (\ell + 1) = k - 1$ observations (\mathbf{x}_i, y_i) , $i \in \mathcal{I}_R := \{1, \dots, n\} \setminus \{i_p, \dots, i_{\ell+p}\}$. In order to prove that $(B/\omega)m(\mathbf{y}_{\mathcal{I}_R}) \rightarrow 0$ as $\omega \rightarrow \infty$, it suffices to prove that $m(\mathbf{y}_{\mathcal{I}_R})$ is bounded by a constant that does not depend on ω , because $1/\omega \rightarrow 0$. In the proof of Proposition 1, we proved that a marginal, as $m(\mathbf{y}_{\mathcal{I}_R})$, is bounded by a constant that does not depend on ω if the number of observations (which is $k - 1$ in our case) is greater than or equal to $p + 1$ if the prior divided by $1/\sigma$ is bounded (which is the case for $m(\mathbf{y}_{\mathcal{I}_R})$). Because we assume that $k \geq \ell + 2p - 1$ and $\ell \geq 1$ (the proof for the case $\ell = 0$ is trivial), and because we only consider the models with $p \geq 2$, $m(\mathbf{y}_{\mathcal{I}_R})$ is the marginal of $k - 1 \geq \ell + 2p - 2 \geq p + 1$ observations. As a result,

$$(B/\omega) \int_{\mathbb{R}^p} \int_0^\infty (1/\sigma) \prod_{i=1(i \neq i_p, \dots, i_{\ell+p})}^n (1/\sigma)f((y_i - \mathbf{x}_i^T \boldsymbol{\beta})/\sigma) d\sigma d\boldsymbol{\beta} \rightarrow 0 \text{ as } \omega \rightarrow \infty.$$

We therefore have that

$$\int_{\cup_i \mathcal{O}_i} \int_0^1 \pi(\beta, \sigma \mid \mathbf{y}_k) \prod_{i=1}^n \left[\frac{(1/\sigma) f((y_i - \mathbf{x}_i^T \beta)/\sigma)}{f(y_i)} \right]^{\ell_i} d\sigma d\beta \rightarrow 0 \text{ as } \omega \rightarrow \infty.$$

■

Proof of Result (b). Consider (β, σ) such that $\pi(\beta, \sigma) > 0$ (the proof for the case (β, σ) such that $\pi(\beta, \sigma) = 0$ is trivial). We have, as $\omega \rightarrow \infty$,

$$\begin{aligned} \frac{\pi(\beta, \sigma \mid \mathbf{y}_n)}{\pi(\beta, \sigma \mid \mathbf{y}_k)} &= \frac{m(\mathbf{y}_k)}{m(\mathbf{y}_n)} \times \frac{\pi(\beta, \sigma) \prod_{i=1}^n (1/\sigma) f((y_i - \mathbf{x}_i^T \beta)/\sigma)}{\pi(\beta, \sigma) \prod_{i=1}^n [(1/\sigma) f((y_i - \mathbf{x}_i^T \beta)/\sigma)]^{k_i}} \\ &= \frac{m(\mathbf{y}_k)}{m(\mathbf{y}_n)} \prod_{i=1}^n [(1/\sigma) f((y_i - \mathbf{x}_i^T \beta)/\sigma)]^{\ell_i} \\ &= \frac{m(\mathbf{y}_k) \prod_{i=1}^n [f(y_i)]^{\ell_i}}{m(\mathbf{y}_n)} \prod_{i=1}^n \left[\frac{(1/\sigma) f((y_i - \mathbf{x}_i^T \beta)/\sigma)}{f(y_i)} \right]^{\ell_i} \rightarrow 1. \end{aligned}$$

The first ratio in the last equality does not depend on β and σ and converges towards 1 as $\omega \rightarrow \infty$ using result (a). Also, the product converges towards 1 uniformly in any set $(\beta, \sigma) \in [-\lambda, \lambda]^p \times [1/\tau, \tau]$ using Proposition 3 since $\mathbf{x}_1, \dots, \mathbf{x}_n$ are fixed. Furthermore, since f and $\pi(\beta, \sigma)/\max(1, 1/\sigma)$ are bounded, $\pi(\beta, \sigma \mid \mathbf{y}_k)$ is also bounded on any set $(\beta, \sigma) \in [-\lambda, \lambda]^p \times [1/\tau, \tau]$. Then, we have

$$\left| \pi(\beta, \sigma \mid \mathbf{y}_n) - \pi(\beta, \sigma \mid \mathbf{y}_k) \right| = \pi(\beta, \sigma \mid \mathbf{y}_k) \left| \frac{\pi(\beta, \sigma \mid \mathbf{y}_n)}{\pi(\beta, \sigma \mid \mathbf{y}_k)} - 1 \right| \rightarrow 0 \text{ as } \omega \rightarrow \infty.$$

■

Proof of Results (c) and (d). Using Proposition 1, we know that $\pi(\beta, \sigma \mid \mathbf{y}_k)$ and $\pi(\beta, \sigma \mid \mathbf{y}_n)$ are proper. Moreover, using result (b), we have the pointwise convergence $\pi(\beta, \sigma \mid \mathbf{y}_n) \rightarrow \pi(\beta, \sigma \mid \mathbf{y}_k)$ as $\omega \rightarrow \infty$ for any $\beta \in \mathbb{R}^p$ and $\sigma > 0$, as a result of the uniform convergence. Then, the conditions of Scheffé's theorem (see Scheffé (1947)) are satisfied and we obtain the convergence in L^1 given by result (c) as well as the following result:

$$\lim_{\omega \rightarrow \infty} \int_E \pi(\beta, \sigma \mid \mathbf{y}_n) d\beta d\sigma = \int_E \pi(\beta, \sigma \mid \mathbf{y}_k) d\beta d\sigma,$$

uniformly for all sets $E \subset \mathbb{R}^p \times \mathbb{R}^+$. Result (d) follows directly. ■

Proof of Result (e). Using (1), result (e) follows directly from result (b). ■

References

Andrade, J. A. A. and O'Hagan, A. (2011) Bayesian robustness modelling of location and scale parameters. *Scand. J. Stat.*, **38**, 691–711.

- Box, G. E. P. and Tiao, G. C. (1968) A Bayesian approach to some outlier problems. *Biometrika*, **55**, 119–129.
- Desgagné, A. (2013) Full robustness in Bayesian modelling of a scale parameter. *Bayesian Anal.*, **8**, 187–220.
- (2015) Robustness to outliers in location–scale parameter model using log-regularly varying distributions. *Ann. Statist.*, **43**, 1568–1595.
- Desgagné, A. and Gagnon, P. (2017) Bayesian robustness to outliers in linear regression and ratio estimation. Submitted for publication.
- O’Hagan, A. and Pericchi, L. (2012) Bayesian heavy-tailed models and conflict resolution: A review. *Braz. J. Probab. Stat.*, **26**, 372–401.
- Peña, D., Zamar, R. and Yan, G. (2009) Bayesian likelihood robustness in linear models. *J. Statist. Plann. Inference*, **139**, 2196–2207.
- Scheffé, H. (1947) A useful convergence theorem for probability distributions. *Ann. Math. Statist.*, 434–438.
- West, M. (1984) Outlier models and prior distributions in Bayesian linear regression. *J. R. Stat. Soc. Ser. B. Stat. Methodol.*, **46**, 431–439.