



Heavy-Light Exotics from QCD Laplace Sum Rules at N2LO in the chiral limit*

R.M Albuquerque^a, F. Fanomezana^{b,1}, S. Narison^c, A. Rabemananjara^b, D. Rabetiarivony^{b,1}, G. Randriamanatrika^{b,1}^aFaculty of Technology, Rio de Janeiro State University (FAT, UERJ), Brazil^bInstitute of High-Energy Physics of Madagascar (iHEPMAD), University of Antananarivo, Madagascar^cLaboratoire Particules et Univers de Montpellier, CNRS-IN2P3, Case 070, Place Eugène Bataillon, 34095 - Montpellier, France.

Abstract

These talks review and summarize our results in [1, 2] on XYZ -like spectra obtained from QCD Laplace Sum Rules in the chiral limit at next-to-next-leading order (N2LO) of perturbation theory (PT) and including leading order (LO) contributions of dimensions $d \leq 6 - 8$ non-perturbative condensates. We conclude that the observed XZ states are good candidates for 1^+ and 0^+ molecules or / and four-quark states while the predictions for 1^- and 0^- states are about 1.5 GeV above the $Y_{c,b}$ experimental candidates and hadronic thresholds. We (numerically) find that these exotic molecules couple weakly to the corresponding interpolating currents than ordinary D, B heavy-light mesons while we observe that these couplings decrease faster [$1/m_b^{3/2}$ (resp. $1/m_b$) for the $1^+, 0^+$ (resp. $1^-, 0^-$) states] than $1/m_b^{1/2}$. Our results do not also confirm the existence of the $X(5568)$ state in agreement with LHCb findings.

Keywords: Perturbative and Non-perturbative QCD, QCD spectral sum rules, Exotic hadrons, Masses and Decay constants.

1. Note for the Readers

This paper summarizes the results in our original works [1, 2]. Most of the references fairly quoted there are not repeated here due to space limitations. We sincerely apologize for that.

2. Introduction

A large amount of exotic hadrons which differ from the “standard” $\bar{c}c$ charmonium and $\bar{b}b$ bottomium radial excitation states have been discovered in D and

B -factories through e.g. $J/\psi\pi^+\pi^-$ and $\Upsilon\pi^+\pi^-$ processes [3, 4]. They are referred as XYZ states [5]. In this talk, we shall present our predictions for the masses and couplings of these states obtained using the Laplace sum rule (LSR) [6–9] version of QCD spectral sum rules (QSSR) [6]² known at next-to-next-leading order (N2LO) of PT series and including non-perturbative condensates of dimensions $d \leq 6 - 8$. In so doing, we assume a factorization of the four-quark spectral functions into a convolution of two ones built from quark bilinear currents as in [12–14]. We show in [1] that this factorization, though valid to leading order in $1/N_c$, can reproduce with a good accuracy the predictions for the masses and couplings obtained from a complete lowest α_s order expression.

3. Molecules and Four-quark two-point functions

We shall work with the transverse part $\Pi^{(1)}$ of the

*Talk given at 19th International Conference in Quantum Chromodynamics (QCD 16, 4-8 July 2016, Montpellier - FR) and at the 8th International Conference in High-Energy Physics (HEPMAD16-15th anniversary, 13-18th October 2016, Antananarivo, MG)

Email addresses: raphael.albuquerque@uerj.br (R.M Albuquerque), fanfenos@yahoo.fr (F. Fanomezana), snarison@yahoo.fr (S. Narison), achris_01@yahoo.fr (A. Rabemananjara), bidders.davidson@outlook.com (D. Rabetiarivony), artesgaetan@gmail.com (G. Randriamanatrika)

¹PhD student.

²For a review, see e.g. [10, 11].

two-point spectral functions :

$$\begin{aligned}\Pi^{\mu\nu}(q) &\equiv i \int d^4x e^{iq \cdot x} \langle 0 | T [\mathcal{O}^\mu(x) \mathcal{O}^{\nu\dagger}(0)] | 0 \rangle \\ &= -\Pi^{(1)}(q^2) (g^{\mu\nu} - \frac{q^\mu q^\nu}{q^2}) + \Pi^{(0)}(q^2) \frac{q^\mu q^\nu}{q^2},\end{aligned}\quad (1)$$

for the spin 1 states while for the spin zero ones, we shall use the two-point functions $\psi^{(s,p)}(q^2)$ built directly from the (pseudo)scalar currents:

$$\psi^{(s,p)}(q^2) = i \int d^4x e^{iq \cdot x} \langle 0 | T [\mathcal{O}^{(s,p)}(x) \mathcal{O}^{(s,p)\dagger}(0)] | 0 \rangle, \quad (2)$$

which is related to $\Pi^{(0)}$ appearing in Eq. (1) via Ward identities [10, 11].

• Interpolating currents

The interpolating currents \mathcal{O} for the molecules (resp. four-quark states) are given in Table 1 (resp. Table 2).

Table 1: Interpolating currents with a definite C -parity describing the molecule-like states. $Q \equiv c$ (resp. b) for the $\bar{D}D$ (resp. $\bar{B}B$)-like molecules. $q \equiv u, d$.

States	J^{PC}	Molecule Currents $\equiv \mathcal{O}_{mol}(x)$
$\bar{D}D, \bar{B}B$	0^{++}	$(\bar{q}\gamma_5 Q)(\bar{Q}\gamma_5 q)$
$\bar{D}^*D^*, \bar{B}^*B^*$		$(\bar{q}\gamma_\mu Q)(\bar{Q}\gamma^\mu q)$
$\bar{D}_0^*D_0^*, \bar{B}_0^*B_0^*$	1^{++}	$(\bar{q}Q)(\bar{Q}q)$
\bar{D}^*D, \bar{B}^*B		$\frac{i}{\sqrt{2}} \left[(\bar{Q}\gamma_\mu q)(\bar{q}\gamma_5 Q) - (\bar{q}\gamma_\mu Q)(\bar{Q}\gamma_5 q) \right]$
$\bar{D}_0^*D_1, \bar{B}_0^*B_1$		$\frac{1}{\sqrt{2}} \left[(\bar{q}Q)(\bar{Q}\gamma_\mu\gamma_5 q) + (\bar{Q}q)(\bar{q}\gamma_\mu\gamma_5 Q) \right]$
$\bar{D}_0^*D, \bar{B}_0^*B$	$0^{-\pm}$	$\frac{1}{\sqrt{2}} \left[(\bar{q}Q)(\bar{Q}\gamma_5 q) \pm (\bar{Q}q)(\bar{q}\gamma_5 Q) \right]$
$\bar{D}^*D_1, \bar{B}^*B_1$		$\frac{1}{\sqrt{2}} \left[(\bar{Q}\gamma_\mu q)(\bar{q}\gamma^\mu\gamma_5 Q) \mp (\bar{Q}\gamma_\mu\gamma_5 q)(\bar{q}\gamma^\mu Q) \right]$
$\bar{D}_0^*D^*, \bar{B}_0^*B^*$	$1^{-\pm}$	$\frac{1}{\sqrt{2}} \left[(\bar{q}Q)(\bar{Q}\gamma_\mu q) \mp (\bar{Q}q)(\bar{q}\gamma_\mu Q) \right]$
$\bar{D}D_1, \bar{B}B_1$		$\frac{i}{\sqrt{2}} \left[(\bar{Q}\gamma_\mu\gamma_5 q)(\bar{q}\gamma_5 Q) \pm (\bar{q}\gamma_\mu\gamma_5 Q)(\bar{Q}\gamma_5 q) \right]$

Table 2: Interpolating currents with a definite P -parity describing the four-quark states. $Q \equiv c$ (resp. b) in the charm and bottom channels. $q \equiv u, d$.

J^P	Four-Quark Currents $\equiv \mathcal{O}_{4q}(x)$
0^+	$\epsilon_{abc}\epsilon_{dec} \left[(q_a^T C \gamma_5 Q_b) (\bar{q}_d \gamma_5 C \bar{Q}_e^T) + k (q_a^T C Q_b) (\bar{q}_d C \bar{Q}_e^T) \right]$
1^+	$\epsilon_{abc}\epsilon_{dec} \left[(q_a^T C \gamma_5 Q_b) (\bar{q}_d \gamma_\mu C \bar{Q}_e^T) + k (q_a^T C Q_b) (\bar{q}_d \gamma_\mu \gamma_5 C \bar{Q}_e^T) \right]$
0^-	$\epsilon_{abc}\epsilon_{dec} \left[(q_a^T C \gamma_5 Q_b) (\bar{q}_d C \bar{Q}_e^T) + k (q_a^T C Q_b) (\bar{q}_d \gamma_5 C \bar{Q}_e^T) \right]$
1^-	$\epsilon_{abc}\epsilon_{dec} \left[(q_a^T C \gamma_5 Q_b) (\bar{q}_d \gamma_\mu \gamma_5 C \bar{Q}_e^T) + k (q_a^T C Q_b) (\bar{q}_d \gamma_\mu C \bar{Q}_e^T) \right]$

• Spectral Function within MDA

We shall use the Minimal Duality Ansatz (MDA) given in Eq. 3 for parametrizing the spectral function:

$$\frac{1}{\pi} \text{Im}\Pi(t) \simeq f_H^2 M_H^8 \delta(t - M_H^2) + \text{“QCD continuum”} \theta(t - t_c), \quad (3)$$

where f_H is the decay constant defined as:

$$\langle 0 | \mathcal{O}^{(s,p)} | H \rangle = f^{(s,p)H} M_H^4, \quad \langle 0 | \mathcal{O}^\mu | H \rangle = f_H^{(1)} M_H^5 \epsilon_\mu, \quad (4)$$

respectively for spin 0 and 1 hadronic states H with ϵ_μ the vector polarization. The higher states contributions are smeared by the “QCD continuum” coming from the discontinuity of the QCD diagrams and starting from a constant threshold t_c .

• NLO and N2LO PT corrections using factorization

Assuming a factorization of the four-quark interpolating current as a natural consequence of the molecule definition of the state, we can write the corresponding spectral function as a convolution of the spectral functions associated to quark bilinear current for the $\bar{D}D^*$ and $\bar{D}_0^*D^*$ spin 1 states:

$$\begin{aligned}\frac{1}{\pi} \text{Im}\Pi_H^{(1)}(t) &= \theta(t - 4M_Q^2) \left(\frac{1}{4\pi} \right)^2 t^2 \int_{M_Q^2}^{(\sqrt{t}-M_Q)^2} dt_1 \int_{M_Q^2}^{(\sqrt{t}-\sqrt{t_1})^2} dt_2 \\ &\times \lambda^{3/2} \frac{1}{\pi} \text{Im}\Pi^{(1)}(t_1) \frac{1}{\pi} \text{Im}\psi^{(s,p)}(t_2).\end{aligned}\quad (5)$$

For the $\bar{D}D$ spin 0 state, one has:

$$\begin{aligned}\frac{1}{\pi} \text{Im}\psi_H^{(s)}(t) &= \theta(t - 4M_Q^2) \left(\frac{1}{4\pi} \right)^2 t^2 \int_{M_Q^2}^{(\sqrt{t}-M_Q)^2} dt_1 \int_{M_Q^2}^{(\sqrt{t}-\sqrt{t_1})^2} dt_2 \\ &\times \lambda^{1/2} \left(\frac{t_1}{t} + \frac{t_2}{t} - 1 \right)^2 \\ &\times \frac{1}{\pi} \text{Im}\psi^{(p)}(t_1) \frac{1}{\pi} \text{Im}\psi^{(p)}(t_2),\end{aligned}\quad (6)$$

and for the \bar{D}^*D^* spin 0 state:

$$\begin{aligned}\frac{1}{\pi} \text{Im}\psi_H(t) &= \theta(t - 4M_Q^2) \left(\frac{1}{4\pi} \right)^2 t^2 \int_{M_Q^2}^{(\sqrt{t}-M_Q)^2} dt_1 \int_{M_Q^2}^{(\sqrt{t}-\sqrt{t_1})^2} dt_2 \\ &\times \lambda^{1/2} \left[\left(\frac{t_1}{t} + \frac{t_2}{t} - 1 \right)^2 + \frac{8t_1 t_2}{t^2} \right] \\ &\times \frac{1}{\pi} \text{Im}\Pi^{(1)}(t_1) \frac{1}{\pi} \text{Im}\Pi^{(1)}(t_2),\end{aligned}\quad (7)$$

where:

$$\lambda = \left(1 - \frac{(\sqrt{t_1} - \sqrt{t_2})^2}{t} \right) \left(1 - \frac{(\sqrt{t_1} + \sqrt{t_2})^2}{t} \right), \quad (8)$$

is the phase space factor and M_Q is the on-shell heavy quark mass. $\text{Im}\Pi^{(1)}(t)$ is the spectral function associated to the bilinear $\bar{c}\gamma_\mu(\gamma_5)q$ vector or axial-vector current, while $\text{Im}\psi^{(s)}(t)$ is associated to the $\bar{c}(\gamma_5)q$ scalar or pseudoscalar current³. An analogous convolution is assumed for the four-quark states.

³In the chiral limit $m_q = 0$, the PT expressions of the vector (resp. scalar) and axial-vector (resp. pseudoscalar) spectral functions are the same.

- *The Laplace sum rule (LSR)*

The exponential or Laplace sum rule (LSR) and its ratio read⁴:

$$\mathcal{L}_H(\tau, t_c, \mu) = \int_{4M_0^2}^{t_c} dt e^{-t\tau} \frac{1}{\pi} \text{Im}\Pi_H^{(1,0)}(t, \mu), \quad (9)$$

$$\mathcal{R}_H(\tau, t_c, \mu) = \frac{\int_{4M_0^2}^{t_c} dt t e^{-t\tau} \frac{1}{\pi} \text{Im}\Pi_H^{(1,0)}(t, \mu)}{\int_{4M_0^2}^{t_c} dt e^{-t\tau} \frac{1}{\pi} \text{Im}\Pi_H^{(1,0)}(t, \mu)} \simeq M_R^2, \quad (10)$$

where μ is the subtraction point which appears in the approximate QCD series when radiative corrections are included and τ is the sum rule variable replacing q^2 . Similar sum rules are obtained for the (pseudo)scalar two-point function $\psi^{(s,p)}(q^2)$.

- *Stability criteria and some phenomenological tests*

The variables τ, μ and t_c are, in principle, free parameters. We shall use stability criteria (if any), with respect to these free 3 parameters, for extracting the optimal results. In the standard Minimal Duality Ansatz (MDA) given in Eq. 3 for parametrizing the spectral function, the ‘‘QCD continuum’’ threshold t_c is constant and is independent on the subtraction point μ . One should notice that this standard MDA with constant t_c describes quite well the properties of the lowest ground state as explicitly demonstrated in [15] and in various examples [10, 11] after confronting the integrated spectral function within this simple parametrization with the full data measurements. It has been also successfully tested in the large N_c limit of QCD in [16]. Though it is difficult to estimate with a good precision the systematic error related to this simple model, these features indicate the ability of the model for reproducing accurately the data. We expect that the same feature is reproduced for the case of the XYZ discussed here where complete data are still lacking.

4. QCD input parameters

The QCD parameters which shall appear in the following analysis will be the charm and bottom quark masses $m_{c,b}$ (we shall neglect the light quark masses $q \equiv u, d$), the light quark condensate $\langle \bar{q}q \rangle$, the gluon condensates $\langle \alpha_s G^2 \rangle \equiv \langle \alpha_s G_{\mu\nu}^a G_a^{\mu\nu} \rangle$ and $\langle g^3 G^3 \rangle \equiv \langle g^3 f_{abc} G_{\mu\nu}^a G_{\rho}^{b,\nu} G^{c,\rho\mu} \rangle$, the mixed condensate $\langle \bar{q}Gq \rangle \equiv \langle \bar{q}g\sigma^{\mu\nu}(\lambda_a/2)G_{\mu\nu}^a q \rangle = M_0^2 \langle \bar{q}q \rangle$ and the four-quark condensate $\rho \alpha_s \langle \bar{q}q \rangle^2$, where $\rho \simeq 3 - 4$ indicates the deviation from the four-quark vacuum saturation. Their

values are given in Table 3. We shall work with the running light quark condensates and masses, which read to leading order in α_s :

$$\langle \bar{q}q \rangle(\tau) = -\hat{\mu}_q^3 (-\beta_1 a_s)^{2/\beta_1}, \langle \bar{q}Gq \rangle(\tau) = -M_0^2 \hat{\mu}_q^3 (-\beta_1 a_s)^{1/\beta_1}, \quad (11)$$

where $\beta_1 = -(1/2)(11 - 2n_f/3)$ is the first coefficient of the β function for n_f flavours; $a_s \equiv \alpha_s(\tau)/\pi$; $\hat{\mu}_q$ is the spontaneous RGI light quark condensate [17].

Table 3: QCD input parameters: the original errors for $\langle \alpha_s G^2 \rangle$, $\langle g^3 G^3 \rangle$ and $\rho \langle \bar{q}q \rangle^2$ have been multiplied by about a factor 3 for a conservative estimate of the errors (see also the text).

Parameters	Values	Ref.
$\alpha_s(M_\tau)$	0.325(8)	[18–20]
$\bar{m}_c(m_c)$	1261(12) MeV	average [3, 21, 22]
$\bar{m}_b(m_b)$	4177(11) MeV	average [3, 21]
$\hat{\mu}_q$	(253 ± 6) MeV	[10, 11, 23–25]
M_0^2	(0.8 ± 0.2) GeV ²	[26–30]
$\langle \alpha_s G^2 \rangle$	(7 ± 3) × 10 ⁻² GeV ⁴	[7, 8, 19, 21, 31–34]
$\langle g^3 G^3 \rangle$	(8.2 ± 2.0) GeV ² × $\langle \alpha_s G^2 \rangle$	[21]
$\rho \alpha_s \langle \bar{q}q \rangle^2$	(5.8 ± 1.8) × 10 ⁻⁴ GeV ⁶	[19, 26, 27, 34, 35]

5. QCD expressions of the spectral functions

In our works [1, 2], we provide new compact integrated expressions of the spectral functions at LO of PT QCD and including non-perturbative condensates having dimensions $d \leq 6 - 8$. NLO and N2LO corrections are introduced using the convolution integrals in Eq. 5. The expressions of spectral functions of heavy-light bilinear currents are known to order α_s (NLO) from [36] and to order α_s^2 (N2LO) from [37] which are available as a Mathematica Program named Rvs. N3LO corrections are estimated from the geometric growth of the QCD PT series [38] as a source of the PT errors, which we expect to give a good approximation of the uncalculated higher order terms dual to the $1/q^2$ contribution of a tachyonic gluon mass [39, 40] (for reviews see e.g [41, 42]).

In our analysis, we replace the on-shell (pole) mass appearing in the LO spectral functions with the running mass using the relation, to order α_s^2 [43–52]:

$$M_Q = \bar{m}_Q(\mu) \left[1 + \frac{4}{3} a_s + (16.2163 - 1.0414n_l) a_s^2 + \text{Log} \left(\frac{\mu}{M_Q} \right)^2 (a_s + (8.8472 - 0.3611n_l) a_s^2) + \text{Log}^2 \left(\frac{\mu}{M_Q} \right)^2 (1.7917 - 0.0833n_l) a_s^2 \dots \right], \quad (12)$$

for n_l light flavours where μ is the arbitrary subtraction point and $a_s \equiv \alpha_s/\pi$.

⁴The last equality in Eq. 10 is obtained when one uses MDA in Eq. 3 for parametrizing the spectral function.

6. Tests of the Factorization Assumption

• $\bar{D}_0^* D^*(1^-)$ molecule state at LO

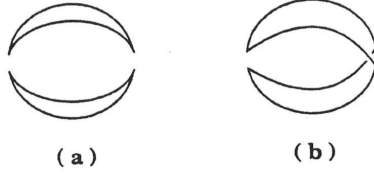


Figure 1: (a) Factorized contribution to the four-quark correlator at lowest order of PT; (b) Non-factorized contribution at lowest order of PT (the figure comes from [12]).

In the following, we shall test the factorization assumption if one does it at lowest order (LO) of perturbation theory (PT) by taking the example of the $\bar{D}_0^* D^*(1^-)$ molecule state. To LO of PT, the four-quark correlator can be subdivided into its factorized (Fig. 1a) and its non-factorized (Fig. 1b) parts. The analysis for the decay constant and mass including NP contributions up to dimension $d = 6$ is shown in Fig. 2. We conclude from

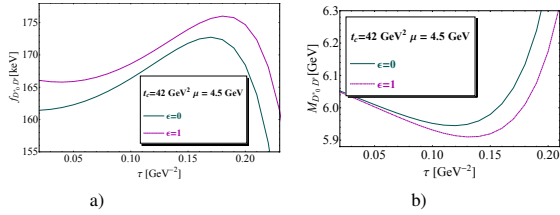


Figure 2: a) Factorized ($\epsilon = 0$) and full ($\epsilon = 1$) lowest order PT+NP contributions to $f_{D_0^* D^*}$ as function of τ for a given value of $t_c = 42 \text{ GeV}^2$, $\mu = 4.5 \text{ GeV}$, $\bar{m}_c(\bar{m}_c) = 1.26 \text{ GeV}$ and using the QCD parameters in Table 3; b) The same as a) but for the mass $M_{D_0^* D^*}$.

the previous two examples that assuming a factorization of the PT at LO and including NP contributions induces an effect about 2.2% for the decay constant and 0.5% for the mass which is quite tiny. However, to avoid this (small) effect, we shall work in the following with the full non-factorized PT+NP of the LO expressions.

• $B^0 \bar{B}^0$ four-quark correlator at NLO

For extracting the PT α_s^n corrections to the correlator and due to the technical complexity of the calculations, we shall assume that these radiative corrections are dominated by the ones from the factorized diagrams (Fig. 3a,b) while we neglect the ones from non-factorized ones (Fig. 3c to f). This fact has been proven

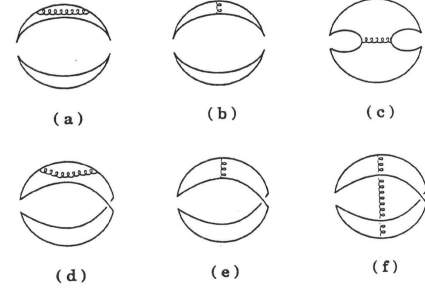


Figure 3: (a,b) Factorized contributions to the four-quark correlator at NLO of PT; (c to f) Non-factorized contributions at NLO of PT (the figure comes from [12]).

explicitly by [13, 14] in the case of the $\bar{B}^0 B^0$ systems (very similar correlator as the ones discussed in the following) where the non-factorized α_s corrections do not exceed 10% of the total α_s contributions.

• Conclusions

We expect from the previous LO example that the masses of the molecules are known with a good accuracy while, for the coupling, we shall have in mind the systematics induced by the radiative corrections estimated by keeping only the factorized diagrams. The contributions of the factorized diagrams will be extracted from the convolution integrals given in Eq. 5. Here, due to a partial cancellation of the corrections, the suppression of the NLO corrections will be more pronounced in the extraction of the meson masses from the ratio of sum rules than to the case of the $\bar{B}^0 B^0$ systems.

7. $\bar{D}D$ molecule decay constant and mass

• τ and t_c stabilities

We study the behavior of the coupling⁵ f_{DD} and mass M_{DD} in terms of LSR variable τ at different values of t_c as shown in Fig. 4 at LO, in Fig. 5 at NLO and in Fig. 6 at N2LO. We consider, as a final and conservative result, the one corresponding to the beginning of the τ -stability ($\tau \simeq 0.25 \text{ GeV}^{-2}$) for $t_c = 22 \text{ GeV}^2$ until the one where t_c -stability starts to be reached for $t_c \simeq 32 \text{ GeV}^2$ and for $\tau \simeq 0.35 \text{ GeV}^{-2}$. In these stability regions, the requirement that the pole contribution is larger than the one of the continuum is automatically satisfied.

⁵Here and in the following : decay constant is the same as : coupling.

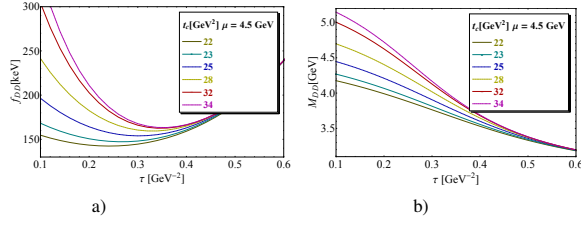


Figure 4: **a)** f_{DD} at LO as function of τ for different values of t_c , for $\mu = 4.5$ GeV and for the QCD parameters in Table 3; **b)** The same as a) but for the mass M_{DD} .

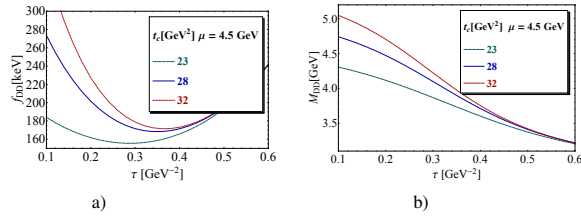


Figure 5: **a)** f_{DD} at NLO as function of τ for different values of t_c , for $\mu = 4.5$ GeV and for the QCD parameters in Table 3; **b)** The same as a) but for the mass M_{DD} .

• Running versus the pole quark mass definitions

We show in Fig. 7 the effect of the definitions (running and pole) of the heavy quark mass used in the analysis at LO which is relatively important. The difference should be added as errors in the LO analysis. This source of errors is never considered in the current literature.

• Convergence of the PT series

Using $t_c = 32$ GeV², we study in Fig. 8 the convergence of the PT series for a given value of $\mu = 4.5$ GeV. We observe (see Table 4) that from NLO to N2LO the mass decreases by about only 1 per mil indicating the good convergence of the PT series.

• μ -stability

We improve our previous results by using different values of μ (Fig. 9). Using the fact that the final re-

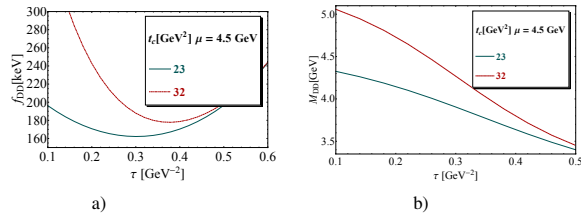


Figure 6: **a)** f_{DD} at N2LO as function of τ for different values of t_c , for $\mu = 4.5$ GeV and for the QCD parameters in Table 3; **b)** The same as a) but for the mass M_{DD} .

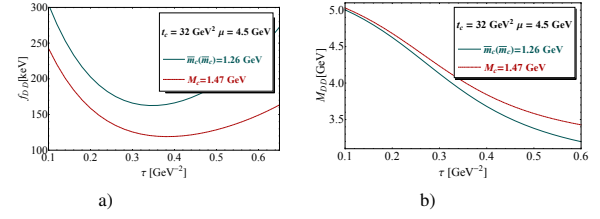


Figure 7: **a)** f_{DD} at LO as function of τ for $t_c = 32$ GeV², for $\mu = 4.5$ GeV, for values of the running $\bar{m}_c(\bar{m}_c) = 1.26$ GeV and pole mass $M_c = 1.47$ GeV. We use the QCD parameters in Table 3; **b)** The same as a) but for the mass M_{DD} .

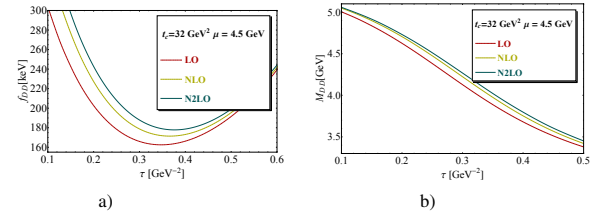


Figure 8: **a)** f_{DD} as function of τ for a given value of $t_c = 32$ GeV², for $\mu = 4.5$ GeV, for different truncation of the PT series and for the QCD parameters in Table 3; **b)** The same as a) but for the mass M_{DD} .

sult must be independent of the arbitrary parameter μ (plateau / inflexion point for the coupling and minimum for the mass), we consider as an optimal result the one at $\mu \simeq 4.5$ GeV where we deduce the result in Table 4.

8. Molecule states masses and couplings

The results are given in Table 4 (resp. Table 5) for the charm (resp. bottom) channel where the corresponding hadronic threshold and experimental candidates are shown in the last two columns. The errors come from the QCD parameters and from the range of τ , t_c and μ where the optimal results are extracted.

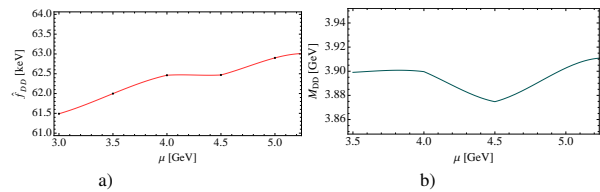


Figure 9: **a)** Renormalization group invariant coupling \hat{f}_{DD} at NLO as function of μ , for the corresponding τ -stability region, for $t_c \simeq 18$ GeV² and for the QCD parameters in Table 3; **b)** The same as a) but for the mass M_{DD} .

Table 4: $\bar{D}D$ -like molecules masses, invariant and running couplings from LSR within stability criteria at LO to N2LO of PT.

Nature	\hat{f}_X [keV]			$f_X(4.5)$ [keV]			Mass [MeV]			Threshold	Exp.
	LO	NLO	N2LO	LO	NLO	N2LO	LO	NLO	N2LO		
$\mathbf{J}^{\text{PC}} = \mathbf{0}^{++}$											
$\bar{D}D$	56	60	62(6)	155	164	170(15)	3901	3901	3898(36)	3739	–
\bar{D}^*D^*	–	–	–	269	288	302(47)	3901	3903	3903(179)	4020	–
$D_0^*D_0^*$	27	42	50(8)	74	116	136(22)	4405	4402	4398(54)	4636	–
$\mathbf{J}^{\text{PC}} = \mathbf{1}^{++}$											
\bar{D}^*D	87	93	97(10)	146	154	161(17)	3901	3901	3903(62)	3880	X_c, Z_c
$\bar{D}_0^*D_1$	48	71	83(10)	81	118	137(16)	4394	4395	4401(164)	4739	–
$\mathbf{J}^{\text{PC}} = \mathbf{0}^{-\pm}$											
\bar{D}_0^*D	68	88	94(7)	190	240	257(19)	5956	5800	5690(140)	4188	–
D^*D_1	–	–	–	382	490	564(38)	6039	5898	5797(141)	4432	–
$\mathbf{J}^{\text{PC}} = \mathbf{1}^{--}$											
$\bar{D}_0^*D^*$	112	143	157(10)	186	238	261(17)	6020	5861	5748(101)	4328	Y_c
$\bar{D}D_1$	98	126	139(13)	164	209	231(21)	5769	5639	5544(162)	4291	–
$\mathbf{J}^{\text{PC}} = \mathbf{1}^{+-}$											
$\bar{D}_0^*D^*$	105	135	150(13)	174	224	249(22)	6047	5920	5828(132)	4328	Y_c
$\bar{D}D_1$	97	128	145(15)	162	213	241(25)	5973	5840	5748(179)	–	–

Table 5: $\bar{B}B$ -like molecules masses, invariant and running couplings from LSR within stability criteria from LO to N2LO of PT.

Nature	\hat{f}_X [keV]			$f_X(5.5)$ [keV]			Mass [MeV]			Threshold	Exp.
	LO	NLO	N2LO	LO	NLO	N2LO	LO	NLO	N2LO		
$\mathbf{J}^{\text{PC}} = \mathbf{0}^{++}$											
$\bar{B}B$	4.0	4.4	5(1)	14.4	15.6	17(4)	10605	10598	10595(58)	10559	–
\bar{B}^*B^*	–	–	–	27	30	32(5)	10626	10646	10647(184)	10650	–
$B_0^*B_0^*$	2.1	3.2	4(1)	7.7	11.3	14(4)	10653	10649	10648(113)	–	–
$\mathbf{J}^{\text{PC}} = \mathbf{1}^{++}$											
\bar{B}^*B	7	8	9(3)	14	16	17(5)	10680	10673	10646(150)	10605	X_b, Z_b
$\bar{B}_0^*B_1$	4	6	7(1)	8	11	14(2)	10670	10679	10692(132)	–	–
$\mathbf{J}^{\text{PC}} = \mathbf{0}^{-\pm}$											
\bar{B}_0^*B	11	16	20(3)	39	55	67(10)	12930	12737	12562(260)	–	–
B^*B_1	–	–	–	71	105	136(19)	12967	12794	12627(225)	11046	–
$\mathbf{J}^{\text{PC}} = \mathbf{1}^{--}$											
$\bar{B}_0^*B^*$	21	29	35(6)	39	54	66(11)	12936	12756	12592(266)	–	Y_b
$\bar{B}B_1$	21	29	35(7)	39	54	65(12)	12913	12734	12573(257)	11000	–
$\mathbf{J}^{\text{PC}} = \mathbf{1}^{+-}$											
$\bar{B}_0^*B^*$	20	29	34(4)	38	54	64(8)	12942	12774	12617(220)	–	Y_b
$\bar{B}B_1$	20	29	35(5)	37	53	65(9)	12974	12790	12630(236)	11000	–

9. Four-quark states masses and couplings

The results are given in Table 6 (resp. Table 7) for the charm (resp. bottom) channel where the experimental candidates are shown in the last column. The sources of errors are the same as in the molecules case.

10. Confrontation with data and some LO results

• Axial-vector (1^{++}) states

As mentioned in the introduction, there are several observed states in this channel. In addition to the well-established $X_c(3872)$, we have the $X_c(4147, 4273)$ and the $Z_c(3900, 4025, 4050, 4430)$.

For the non-strange states found from their decays into $J/\psi\pi^+\pi^-$, one can conclude from the results given

in Table 4 that the $X_c(3872)$ and $Z_c(3900)$ can be well described with an almost pure \bar{D}^*D molecule or/and four quark $[cq\bar{c}\bar{q}]$ states, ($q \equiv u, d$) while the one of the $Z_c(4200, 4430)$ might be a $\bar{D}_0^*D_1$ molecule state. Our results for the $X_c(3872)$ confirm our LO ones in [53–55].

One can notice that the values of these masses below the corresponding $\bar{D}D, \bar{B}B$ -like thresholds are much lower than the ones predicted ≈ 5.12 (resp. 11.32) GeV for the $1^{++} \bar{c}gc$ (resp. $\bar{b}gb$) hybrid mesons [11, 56–58].

Assuming that the value of $\sqrt{t_c} \approx (6-7)$ GeV, where the optimal values of the masses have been extracted, are approximately the mass of the 1st radial excitation, one can deduce that the higher masses experimental states cannot be such radial excitations.

In the bottom sector, experimental checks of our pre-

Table 6: Four-quark masses, invariant and running couplings from LSR within stability criteria from LO to N2LO of PT.

Nature	\hat{f}_X [keV]			$f_X(4.5)$ [keV]			Mass [MeV]			Exp.
	LO	NLO	N2LO	LO	NLO	N2LO	LO	NLO	N2LO	
<i>c</i> -quark										
$S_c(0^+)$	62	67	70(7)	173	184	191(20)	3902	3901	3898(54)	–
$A_c(1^+)$	100	106	112(18)	166	176	184(30)	3903	3890	3888(130)	X_c, Z_c
$\pi_c(0^-)$	84	106	113(5)	233	292	310(13)	6048	5872	5750(127)	–
$V_c(1^-)$	123	162	178(11)	205	268	296(19)	6062	5904	5793(122)	Y_c

Table 7: Four-quark masses, invariant and running couplings from LSR within stability criteria from LO to N2LO of PT.

Nature	\hat{f}_X [keV]			$f_X(5.5)$ [keV]			Mass [MeV]			Exp.
	LO	NLO	N2LO	LO	NLO	N2LO	LO	NLO	N2LO	
<i>b</i> -quark										
$S_b(0^+)$	4.6	5.0	5.3(1.1)	16	17	19(4)	10652	10653	10654(109)	–
$A_b(1^+)$	8.7	9.5	10(2)	16	18	19(3)	10730	10701	10680(172)	Z_b
$\pi_b(0^-)$	18	23	27(3)	62	83	94(11)	13186	12920	12695(254)	–
$V_b(1^-)$	24	33	40(5)	45	62	75(9)	12951	12770	12610(242)	Y_b

dictions are required.

- *Scalar* (0^{++}) states

Our analysis in Tables 4 and 7 predicts that:

The 0^{++} $\bar{D}D, \bar{D}^*D^*$ molecule and four-quark non-strange states are almost degenerated with the 1^{++} ones and have masses around 3900 MeV. This prediction is comparable with the $Z_c(3900)$ quoted by PDG [3] as a 0^{++} state.

The predicted mass of the $\bar{D}_0^*D_0^*$ molecule is higher [4402(30) MeV] but is still below the $\bar{D}_0^*D_0^*$ threshold.

- *Vector* ($1^{-\pm}$) states

Our predictions in Tables 4 to 7 for molecules and four-quark vector states in the range of (5646-5961) MeV are too high compared with the observed $Y_c(4140)$ to $Y_c(4660)$ states. Our N2LO results confirm previous LO ones in [59, 60] but do not support the result in [61] which are too low.

Our results indicate that the observed states might result from a mixing of the molecule / four-quark with ordinary quarkonia-states (if the description of these states in terms of molecules and/or four-quark states are the correct one). The NP contribution to this kind of mixing has been estimated to leading order in [62]. The same conclusion holds for the $Y_b(9898, 10260, 10870)$ where the predicted unmixed molecule / four-quark states are in the range (12326-12829) MeV.

As these pure molecule states are well above the physical threshold, they might not be bound states and could not be separated from backgrounds. Our results go in lines with the ones of [63].

- *Pseudoscalar* ($0^{-\pm}$) states

One expects from Tables 4 to 7 that the $0^{-\pm}$ molecules will populate the region 5656-6020 (resp 12379-12827) MeV for the charm (resp bottom) channels like in the case of the $1^{-\pm}$ vector states. One can notice that these states are much heavier than the predicted 0^- hybrid $\bar{c}gc$ (resp. $\bar{b}gb$) ones $\simeq 3.82$ (resp. $\simeq 10.64$) GeV from QSSR [11, 57, 58, 64]. Like in the case of vector states, these pseudoscalar states are well above the physical threshold. Therefore, like in the case of vector states, these molecule states should be broad and are difficult to separate from backgrounds.

One can also notice that the $D_0^*D(0^{--})$ and (0^{-+}) states are almost degenerate despite the opposite signs of the $\langle \bar{q}q \rangle$ and $\langle \bar{q}Gq \rangle$ contributions to the spectral functions in the two channels (see Appendix of [1]).

- *Isospin breakings and almost degenerate states*

In our approach, isospin breakings are controlled by the running light quark mass $\bar{m}_d - \bar{m}_u$ and condensate $\langle \bar{u}u - \bar{d}d \rangle$ differences which are tiny quantities. Their effects are hardly noticeable within the accuracy of our approach. Therefore, for the neutral combination of currents which we have taken in Table 1, one expects that the molecules built from the corresponding charged currents will be degenerate in masses because their QCD expressions are the same in the chiral limit.

- *Radial excitations*

If one considers the value of the continuum threshold t_c , at which the optimal value of the ground state is obtained, as an approximate value of the mass of the 1st radial excitation, one expects that the radial excitations are in the region of about 0.4 to 1.6 GeV

above the ground state mass. A more accurate prediction can be obtained by combining LSR with Finite Energy Sum Rule (FESR) [53, 54, 59] where the mass-splitting is expected to be around 250-300 MeV at LO. Among these different observed states, the $Z_c(4430)$ and $X_c(4506, 4704)$ could eventually be considered as radial excitation candidates.

11. Quark Mass Behaviour of the Decay Constants

The couplings or decay constants given in Tables 4 to 7 are normalized in Eq. 4 in the same way as $f_\pi = 130.4(2)$ MeV through its coupling to the pseudoscalar current : $\langle 0|(m_u + m_d)\bar{u}(i\gamma_5)d|\pi\rangle = f_\pi m_\pi^2 \phi_\pi(x)$, where $\phi_\pi(x)$ is the pion field.

One can find from Table 4 that $f_{DD} \simeq 170(15)$ keV which is about 10^{-3} of f_π and of $f_B \simeq f_D \simeq 206(7)$ MeV [15, 65, 66]. The same observation holds for the other molecule and four-quark states indicating the weak coupling of these states to the associated interpolating currents.

Comparing the size of the couplings in the c and b quark channels (Tables 4 to 7), one can observe that the ratio decreases by a factor about 10 from the c to the b channels for the 0^{++} and 1^{++} states which is about the value of the ratio $(\bar{m}_c/\bar{m}_b)^{3/2}$, while it decreases by about a factor 4 for the 0^{--} and 1^{--} states which is about the value (\bar{m}_c/\bar{m}_b) . These behaviours can be compared with the well-known one of $f_B \sim 1/\bar{m}_b^{1/2}$ from HQET and can motivate further theoretical studies of the molecule and four-quark couplings.

Table 8: Exotic hadron masses and couplings from LSR within stability at N2LO

Nature	J^P	Mass [MeV]	\hat{f}_X [keV]	$f_X(4.5)$ [keV]
\bar{b}-quark channel				
<i>Molecule</i>				
B^*K	1^+	5186 ± 13	4.48 ± 1.45	8.02 ± 2.60
BK	0^+	5195 ± 15	2.57 ± 0.75	8.26 ± 2.40
$B_s^*\pi$	1^+	5200 ± 18	5.61 ± 0.87	10.23 ± 1.59
$B_s\pi$	0^+	5199 ± 24	3.15 ± 0.70	10.5 ± 2.30
<i>Four-quark (su)($\bar{b}\bar{d}$)</i>				
A_b	1^+	5186 ± 16	5.05 ± 1.32	9.04 ± 2.37
S_b	0^+	5196 ± 17	2.98 ± 0.70	9.99 ± 2.36
c-quark channel				
<i>Molecule</i>				
D^*K	1^+	2395 ± 48	155 ± 36	226 ± 52
DK	0^+	2402 ± 42	139 ± 26	254 ± 48
$D_s^*\pi$	1^+	2395 ± 48	215 ± 35	308 ± 49
$D_s\pi$	0^+	2404 ± 37	160 ± 22	331 ± 46
<i>Four-quark (su)($\bar{c}\bar{d}$)</i>				
A_c	1^+	2400 ± 47	192 ± 41	260 ± 55
S_c	0^+	2395 ± 68	122 ± 26	221 ± 47

12. The case of the $X(5568)$

In [2], we have also studied the X hadron formed by 3 light quarks uds and one heavy quark $Q \equiv c, b$ using the same approach as above by assuming if it is a molecule or four-quark state. We have included NLO and N2LO PT corrections and the contributions of condensates of dimension $d \leq 7$. Our results are summarized in Table 8. Contrary to previous claims in the sum rule literature, our results do not favour a BK , BK^* or $B_s\pi$ molecule or four-quark $(bu)(\bar{d}\bar{s})$ state having a mass around 5568 MeV observed by D0 [67] but not confirmed by LHCb [68]. We also predict the corresponding state in the c -quark channel where the $D_{s0}^*(2317)$ seen by BABAR [69] in the $D_s\pi$ invariant mass, expected to be an isoscalar-scalar state with a width less than 3.8 MeV [3] could be a good candidate for one of such states.

13. Conclusions

We have presented in these talks a summary of the results obtained in the chiral limit at N2LO of PT [1, 2]. The extension of this work including $SU(3)$ breaking terms which we shall compare with recent experimental states decaying to $J/\psi\phi$ is under investigation.

References

- [1] R. Albuquerque, F. Fanomezana, S. Narison, A. Rabemananjara, D. Rabetiarivony, G. Randriamanatrika, arXiv:1609.03351 [hep-ph], *Int. J. Mod. Phys. A* (in press).
- [2] R. Albuquerque, S. Narison, A. Rabemananjara, D. Rabetiarivony, arXiv:1604.05566 [hep-ph], *Int. J. Mod. Phys. A* **31** (2016) n.17, 1650093.
- [3] K.A. Olive et al. [PDG] *Chin. Phys. C* **38** (2014) 090001.
- [4] More details and complete references are in Section 1 of [1].
- [5] Some related theoretical works are quoted in [1] and [2].
- [6] M.A. Shifman, A.I. Vainshtein, V.I. Zakharov, *Nucl. Phys. B* **147** (1979) 385; **147** (1979) 448.
- [7] J.S. Bell, R.A. Bertlmann, *Nucl. Phys. B* **227** (1983) 435.
- [8] R.A. Bertlmann, *Acta Phys. Austriaca* **53** (1981) 305.
- [9] S. Narison, E. de Rafael, *Phys. Lett. B* **103** (1981) 57.
- [10] S. Narison, *QCD as a theory of hadrons, Cambridge Monogr. Part. Phys. Nucl. Phys. Cosmol.* **17** (2002) 1 [hep-ph/0205006].
- [11] S. Narison, *QCD spectral sum rules*, *World Sci. Lect. Notes Phys.* **26** (1989) 1.
- [12] A. Pich, E. de Rafael, *Phys. Lett. B* **158** (1985) 477.
- [13] S. Narison, A. Pivovarov, *Phys. Lett. B* **327** (1994) 341.
- [14] K. Hagiwara, S. Narison, D. Nomura, *Phys. Lett. B* **540** (2002) 233.
- [15] S. Narison, *Phys. Lett. B* **718** (2013) 1321; *Nucl. Phys. Proc. Suppl.* **234** (2013) 187.
- [16] S. Peris, B. Phily, E. de Rafael, *Phys. Rev. Lett.* **86** (2001) 14.
- [17] E.G. Floratos, S. Narison, E. de Rafael, *Nucl. Phys. B* **155** (1979) 155.
- [18] E. Braaten, S. Narison, A. Pich, *Nucl. Phys. B* **373** (1992) 581.
- [19] S. Narison, *Phys. Lett. B* **673** (2009) 30.

- [20] A. Pich, A. Rodriguez-Sánchez, *Phys. Rev.* **D94** (2016) no.3, 034027.
- [21] S. Narison, arXiv:hep-ph/0202200 (2002); *Phys. Lett.* **B693** (2010) 559; **B705** (2011) 544; **B706** (2011) 412.
- [22] B.L. Ioffe, K.N. Zybalyuk, *Eur. Phys. J.* **C27** (2003) 229.
- [23] S. Narison, *Phys. Rev.* **D74** (2006) 034013.
- [24] S. Narison, *Phys. Lett.* **B738** (2014) 346; **B466** (1999) 345; **B216** (1989) 191;
- [25] H.G. Dosch, S. Narison, *Phys. Lett.* **B417** (1998) 173.
- [26] Y. Chung et al., *Z. Phys.* **C25** (1984) 151.
- [27] H.G. Dosch, M. Jamin, S. Narison, *Phys. Lett.* **B220**(1989) 251.
- [28] B.L. Ioffe, *Nucl. Phys.* **B188** (1981) 317, **B191** (1981) 591.
- [29] A.A.Ovchinnikov, A.A.Pivovarov, *Yad. Fiz.* **48** (1988) 1135.
- [30] S. Narison, *Phys. Lett.* **B605** (2005) 319.
- [31] S. Narison, *Phys. Lett.* **B300** (1993) 293; **B361** (1995) 121.
- [32] F.J. Yndurain, *Phys. Rept.* **320** (1999) 287.
- [33] S. Narison, *Phys. Lett.* **B361** (1995) 121; **B624** (2005) 223; **B387** (1996) 162.
- [34] G. Launer, S. Narison, R. Tarrach, *Z. Phys.* **C26** (1984) 433.
- [35] S. Narison, R. Tarrach, *Phys. Lett.* **B125** (1983) 217.
- [36] D.J. Broadhurst, *Phys. Lett.* **B101** (1981) 423.
- [37] K.G. Chetyrkin, M. Steinhauser, *Phys. Lett.* **B502** (2001) 104; *Eur. Phys. J.* **C21** (2001) 319.
- [38] S. Narison and V.I. Zakharov, *Phys. Lett.* **B679** (2009) 355.
- [39] K. Chetyrkin, S. Narison, V.I. Zakharov, *Nucl. Phys.* **B550** (1999) 353.
- [40] S. Narison, V.I. Zakharov, *Phys. Lett.* **B522** (2001) 266.
- [41] V.I. Zakharov, *Nucl. Phys. Proc. Suppl.* **164** (2007) 240.
- [42] S. Narison, *Nucl. Phys. Proc. Suppl.* **164** (2007) 225.
- [43] R. Tarrach, *Nucl. Phys.* **B183** (1981) 384.
- [44] R. Coquereaux, *Annals of Physics* **125** (1980) 401.
- [45] P. Binetruy, T. Sücker, *Nucl. Phys.* **B178** (1981) 293.
- [46] S. Narison, *Phys. Lett.* **B197** (1987) 405.
- [47] S. Narison, *Phys. Lett.* **B216** (1989) 191.
- [48] N. Gray, D.J. Broadhurst, W. Grafe, K. Schilcher, *Z. Phys.* **C48** (1990) 673.
- [49] L.V. Avdeev, M. Yu. Kalmykov, *Nucl. Phys.* **B502** (1997) 419.
- [50] J. Fleischer, F. Jegerlehner, O.V. Tarasov, O.L. Veretin, *Nucl. Phys.* **B539** (1999) 671.
- [51] K.G. Chetyrkin, M. Steinhauser, *Nucl. Phys.* **B573** (2000) 617.
- [52] K. Melnikov, T. van Ritbergen, *Phys. Lett.* **B482** (2000) 99.
- [53] R.D. Matheus, S. Narison, M. Nielsen and J.M. Richard, *Phys. Rev.* **D75** (2007) 014005.
- [54] J. M. Dias, S. Narison, F.S. Navarra, M. Nielsen and J. M. Richard, *Phys. Lett.* **B703** (2011) 274.
- [55] S. Narison, F.S. Navarra and M. Nielsen, *Phys. Rev.* **D83** (2011) 016004.
- [56] R.T. Kleiv, D. Harnett, T.G. Steele and H.Y. Jin, *Nucl. Phys. Proc. Suppl.* **234** (2013) 150.
- [57] J. Govaerts, L. J. Reinders, H. R. Rubinstein, and J. Weyers, *Nucl. Phys.* **B258** (1985) 215; *ibid* **B262** (1985) 575.
- [58] J. Govaerts, L. J. Reinders, P. Francken, X. Gonze, and J. Weyers, *Nucl. Phys.* **B284** (1987) 674.
- [59] R.M. Albuquerque, F. Fanomezana, S. Narison and A. Rabemananjara, *Phys. Lett.* **B715** (2012) 129-141; *Nucl. Phys. Proc. Suppl.* **234** (2013) 158-161.
- [60] R.M. Albuquerque and M. Nielsen, *Nucl. Phys* **A815** (2009) 53; Erratum-*ibid.* **A857** (2011) 48.
- [61] Z.-G. Wang, arXiv: 1601.0554 [hep-ph] (2016).
- [62] R.M. Albuquerque, J.M. Dias, M. Nielsen and C.M. Zanetti, *Phys. Rev.* **D89** (2014) 076007.
- [63] Y. Liu and I. Zahed, arXiv:1608.06535 [hep-ph] (2016).
- [64] D. Harnett, R. Berg, R.T. Kleiv, T.G. Steele, *Nucl. Phys. Proc. Suppl.* **234** (2013) 154.
- [65] S. Narison, *Nucl. Phys. Proc. Supp.* **270-272** (2016) 143; **258-259** (2015) 189 and references therein.
- [66] S. Narison, *Int. J. Mod. Phys.* **A30** (2015) no.20, 1550116; *Phys. Lett.* **B721** (2013) 269.
- [67] V.M. Abazov et al., [D0 collaboration], *Phys. Rev. Lett.* **117** (2016) 022003.
- [68] R. Aaij et al. [LHCb collaboration], *Phys. Rev. Lett.* **117** (2016) 152003.
- [69] B. Aubert et al., [BABAR collaboration], *Phys. Rev. Lett.* **90** (2003) 242001.