

Investigation of Stimulated Brillouin Scattering in Laser-Plasma Interactions

Mehdi Ghalamkarian Nejad^{1,*} and Milad Ghadimi^{1,†}

¹*Department of Physics, Isfahan University of Technology, Isfahan 8415683111, Iran*

In this paper we present our numerical simulation results on the Stimulated Brillouin Scattering (SBS) with injection of an ordinary mode (O-mode) electromagnetic wave (our pump wave) with frequencies 70 GHz and 110 GHz. Solving the Fourier transformed Vlasov equation in the velocity space, creates a profile for distribution function. Time evolution of the distribution function is investigated as well. Considering an average density for plasma fusion ($n_0 \approx 10^{19} m^{-3}$), we gain a profile for density. Then two-dimensional instability rate for SBS is obtained. So, the fluctuation of distribution function affects density and again density affects instability rate. Increasing the incident light wave frequency causes the instability growth rate to decrease. Time evolution shows a clear damping for instability rate, since the pump wave's energy is absorbed in plasma (plasma heating). Furthermore, changing Landau damping for ion acoustic waves (IAW) by changing ion-to-electron temperature ratio is presented as well, because this damping is more dominant at high temperatures.

Key words: Stimulated Brillouin Scattering (SBS), Instability growth rate, Landau damping, Fourier transformed Vlasov equation, Ordinary wave

PACS numbers: valid number

I. INTRODUCTION

There are some methods for plasma heating and the best way in very high temperatures is using the radio frequency (RF) wave heating. A high-power laser wave serving as a pump, can induce some parametric instabilities in plasma which one of them is SBS [1]. Propagating the incident light wave through a plasma whose density is rippled along the direction of propagation by density fluctuations associated with the ion-acoustic wave (IAW), creates a small amplitude scattered electromagnetic (EM) wave, with all waves obeying Manley-Rowe relations (conservation laws for energy and momentum). Superposition of the incident pump EM wave and the scattered EM wave (wave-wave interaction) leads to the creation of Ponderomotive force. This force creates parametric instabilities. Brillouin instability is the coupling of a large amplitude light wave (with the frequency ω_0 and wave number k_0) into a scattered light wave (with the frequency ω_s and wave number k_s) plus an ion acoustic wave (with the frequency ω_{iaw} and wave number k_{iaw}). Manley-Rowe relations leads to:

$$\omega_0 = \omega_s + \omega_{iaw} \quad (1)$$

$$k_0 = k_s + k_{iaw} \quad (2)$$

Since the ion acoustic frequency is less than the light wave frequency ($\omega_{iaw} \ll \omega_0$), this instability occurs in low-density plasma, ($n \ll n_c = \frac{(\epsilon_0 m_e)}{e^2} \omega^2$). Furthermore, almost all energy transfers to the scattered wave. (*Energy* \propto *frequency*). Therefore, investigation of this instability is very important, since it can decrease the absorption of energy into the plasma [2].

In the weak field limit ($\omega = \omega_{iaw} + i\gamma$, with $\gamma \ll \omega_{iaw}$) and $\omega_{iaw} = k_{iaw} c_s$, where c_s is ion-acoustic velocity, the dispersion relation is:

$$\omega^2 - k^2 c_s^2 = \frac{\kappa^2 v_{os}^2}{4} \omega_{pi}^2 \left[\frac{1}{D(k - k_0, \omega - \omega_0)} + \frac{1}{D(k + k_0, \omega + \omega_0)} \right] \quad (3)$$

which

$$D(k, \omega) = \omega^2 - k^2 - \omega_{pe}^2 \quad (4)$$

“Maximum growth rate occurs when the ion acoustic wave (IAW) and downshifted light wave are both resonant” [3] leads to $k_{iaw} = 2k_0 (\cos\alpha - \frac{c_s}{\sqrt{1 - n_e/n_c}} \frac{1}{c})$ and the growth rate is:

$$\gamma^2 = \frac{k_0 v_{os} \omega_{pi}^2}{8\omega_0 c_s} \cos\beta \quad (5)$$

Here α is the angle between incident light wave and ion-acoustic wave. For maximum growth rate (backscattering) α , the angle between incident light wave and scattered light wave is equal π . Since $k_s = k_0$, $2\beta + \alpha = \pi$. Therefore:

$$\gamma_{max} = \frac{1}{2\sqrt{2}} \frac{k_0 v_{os} \omega_{pi}}{\sqrt{\omega_0 k_0 c_s}} \quad (6)$$

Where $v_{os} = \frac{e}{m_e \omega_0} \sqrt{\frac{8I}{c}}$, is oscillatory speed and I is laser intensity and ω_{pi} is ion plasma frequency [4].

II.EVOLUTION OF DISTRIBUTION FUNCTION:

“A problem with the Vlasov equation is its tendency of becoming oscillatory in velocity space, potentially giving rise to recurrence effects where parts of the initial condition artificially reappear in the numerical solution” [5]. So, for numerical simulation we solve Fourier transformed Vlasov equation in the velocity space and time steps are gained by fourth order Runge-Kutta in FORTRAN program. For simplicity, the program produces two-dimensional distribution function $f(x, y, v_x, v_y, t)$. Letting ($n_0 \approx 10^{19} m^{-3}$) (average density for plasma fusion like NSTX,MAST), we can gain a profile for density. By this new profile, electron and ion frequency, Debye length, instability growth rate profiles have been gained as well.

The basic equation for description of collisionless plasma is Vlasov equation which its non-relativistic form is written:

$$\frac{\partial f_\alpha}{\partial t} + v \cdot \nabla_r f_\alpha + \frac{F_\alpha}{m_\alpha} \cdot \nabla_v f_\alpha = 0 \quad (7)$$

By using the Fourier transform pair, the Fourier transformed Vlasov equation is:

$$\frac{\partial \hat{f}_\alpha}{\partial t} - i \nabla_x \cdot \nabla_\eta \hat{f}_\alpha - \frac{q_\alpha}{m_\alpha} (i E \cdot \eta \hat{f}_\alpha + \nabla_\eta \cdot \{ (B + B_{ext}) \times \eta \} \hat{f}_\alpha) \quad (8)$$

In which the velocity variable v is transferred into a new variable η and the distribution function $f(r, v, t)$ is changed to a new, complex valued, function $f(r, \eta, t)$.

We use periodic condition in space and discretize the problem on a rectangular, equidistant grid. The known variables in r space are discretized as $x_{i_1} = i_1 \Delta x$, $i_1 = 0, 1, \dots, N_{x-1}$ and $y_{i_2} = i_2 \Delta y$, $i_2 = 0, 1, \dots, N_{y-1}$ the grid sizes are $\Delta x = \frac{L_1}{N_y}$, $\Delta y = \frac{L_2}{N_y}$ where L_1 and L_2 are the domain sizes in the x and y directions, respectively. We use the domain size $0 \leq \eta_1 \leq \eta_{1,\alpha,max}$ and $-\eta_{2,\alpha,max} \leq \eta_2 \leq \eta_{2,\alpha,max}$ for particle species α (ions or electrons). The Fourier transformed velocity variables are discretized as:

$$\eta_{1,\alpha,j_1} = j_1 \Delta \eta_{1,\alpha}, \quad j_1 = 0, 1, \dots, N_{\eta_1} \quad (9)$$

$$\eta_{2,\alpha,j_2} = j_2 \Delta \eta_{2,\alpha}, \quad j_2 = 0, 1, \dots, N_{\eta_1} \quad (10)$$

Where the grid sizes now are:

$$\Delta \eta_{1,\alpha} = \frac{\eta_{\alpha 1,max}}{N_{\eta_1}} \quad (11)$$

$$\Delta \eta_{2,\alpha} = \frac{\eta_{\alpha 2,max}}{N_{\eta_2}} \quad (12)$$

And time discretizes as $t_k = t_{k-1} + \Delta t_k$, $t_0 = 0$, where $k = 1, 2, \dots, N_t$ and $\Delta t = \frac{t_{end}}{N_t}$. Furthermore, we used dimensionless quantities (primed) for numerical simulation.

$$t = \omega_{pe}^{-1} t' \quad (13)$$

$$v_x = v_{th,e} v'_x, v_y = v_{th,e} v'_y \quad (14)$$

$$x = \lambda_D x', y = \lambda_D y' \quad (15)$$

Where $v_{th,e} = \sqrt{\frac{k_B T_e}{m_e}}$ is electron thermal velocity and $\lambda_D = \sqrt{\frac{v_{th}}{\omega_{pe}}}$ is Debye length. [5, 6]

III. SIMULATION METHOD:

The plasma is unmagnetized since “For spherical tokamaks with low B (magnetic field), wave injection is applied but for tokamaks with high B this issue is not necessary because cyclotron frequency is high and itself leads to plasma heating.” [7]

The number of cells in x-direction is considered $x/\lambda_D = 50$, for more simplicity, $y/\lambda_D = 1$ in y-direction, $N_t = 2000$ for time steps, $\eta_{1,max} = 30$ and $\eta_{2,max} = 60$. Since strong ion Landau damping occurs when T_i approaches T_e and we are in non-relativistic limit, following initial conditions were applied as well:

$$K_B T_e = K_B T_i = 1 \text{KeV} \quad (16)$$

$$I_1 = 10^{17} \frac{W}{\text{cm}^2} \quad (17)$$

Dependence of instability growth rate on α (the angle between incident light wave and scattered light wave) is investigated and it corresponds with our expectations. So, all investigations have been done just for this situation (backscattering) which is a big concern for heating.

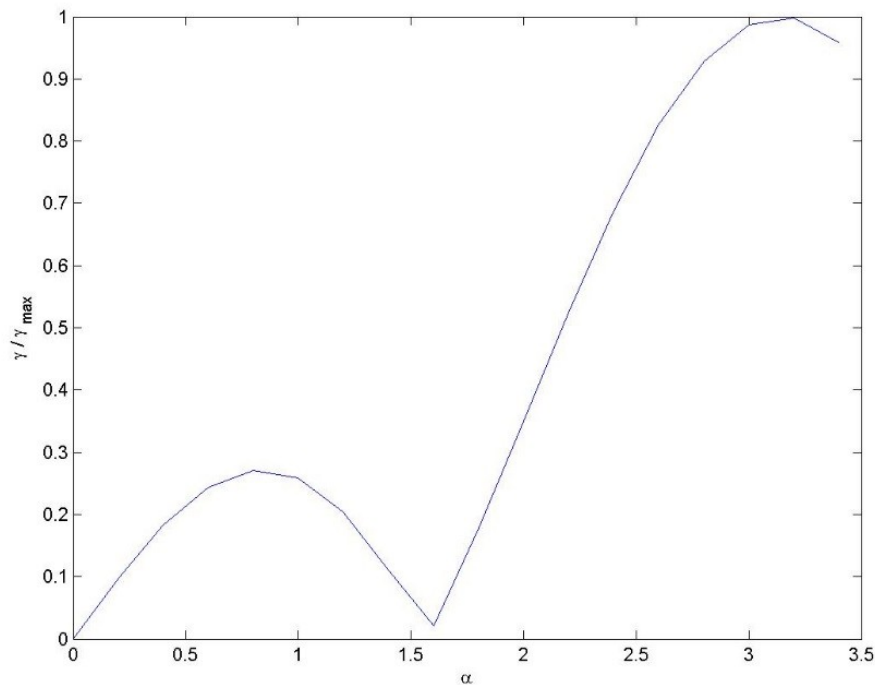


FIG. 1: Variation in normalized SBS instability γ/γ_{max} with α (radian). The angle between incident light wave and scattered light wave.

The instability growth rate was investigated for two incident wave frequencies. $\omega_0 = 70\text{GHz}$ and $\omega_0 = 110\text{ GHz}$. (Since Electron Bernstein Wave (EBW) heating is used in this range of frequency for MAST tokamak [8]) These two frequencies are placed in dominant range for stimulated Brillouin scattering ($\omega_{pe} \simeq 60\text{ GHz} < \omega_0 < 2\omega_{pe} \simeq 120\text{ GHz}$). Time evolution shows absorption of pump wave in plasma. As a result, damping in instability rate is perceptible.

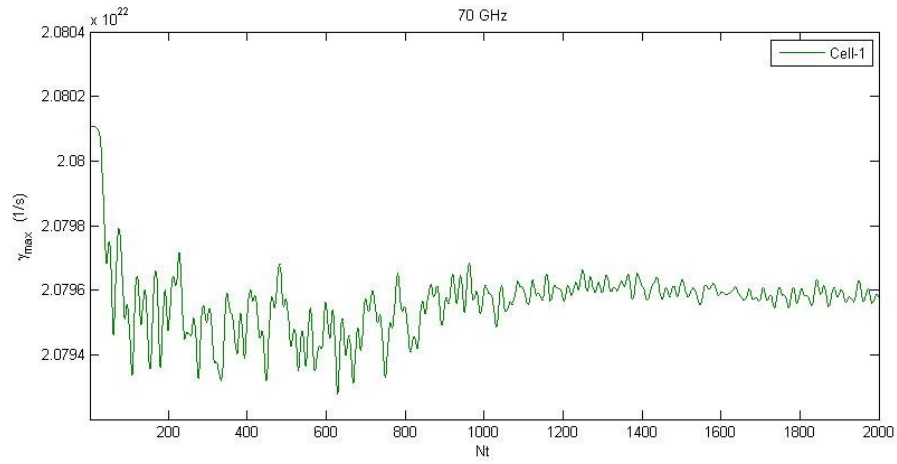


FIG. 2: Variation in maximum SBS instability growth rate γ_{max} with pump frequency $\omega_0 = 70$ GHz and $\omega_{pet} = 2000$ for cell 1.

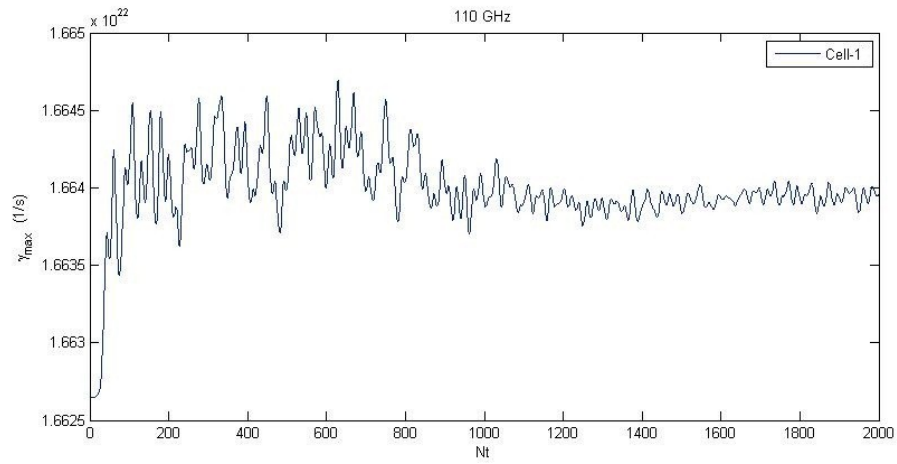


FIG. 3: Variation in maximum SBS instability growth rate γ_{max} with pump frequency $\omega_0 = 110$ GHz and $\omega_{pet} = 2000$ for cell 1.

The maximum SBS instability growth rate is plotted by changes in frequency of incident light wave in FIG.4. The maximum instability growth rate decreases by increasing the incident light frequency for SBS clearly. Also, for frequencies more than 120 GHz Stimulated Raman Scattering (SRS) is plotted and similarly it decreases with increasing of pump frequency [7].

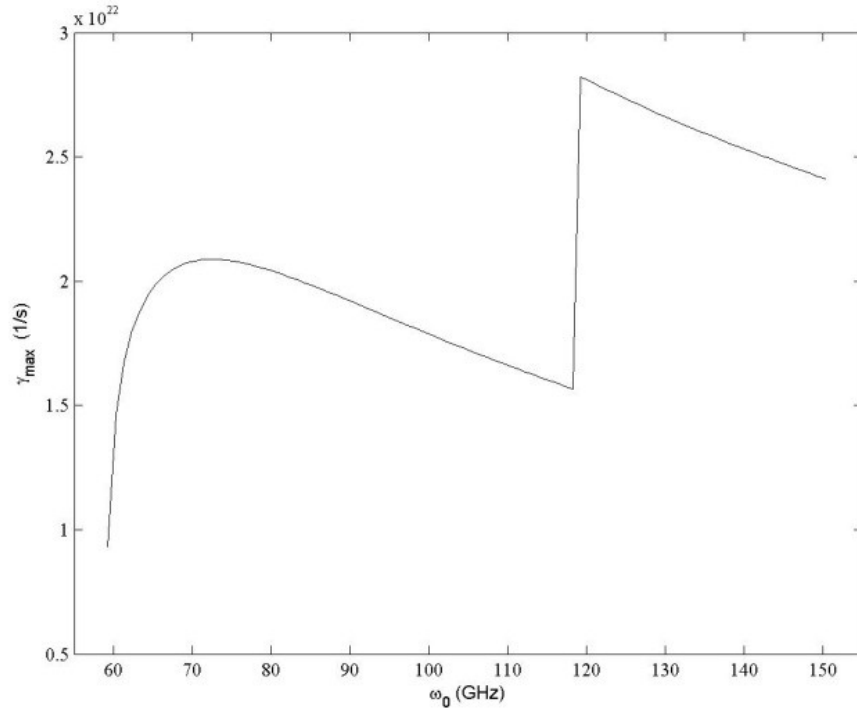


FIG. 4: Variation in maximum SBS instability growth rate γ_{max} with pump frequency ω_0 and $\omega_{pe}t = 2000$ for cell 50.

Since the incident light wave ω_0 is considered as O-Mode, for $\omega_0 < \omega_{pe} = 60$ GHz we are in cut-off area and our wave cannot penetrate into the plasma ($n \approx n_{cr}$). Furthermore, for frequencies more than 120 GHz, SBS is not dominant and Stimulated Raman scattering (SRS) is more effective ($n = 0.25n_{cr}$). The maximum growth rate instability (backscattering) was investigated in 3 arbitrary time steps ($\omega_{pe}t \equiv N_t = 1$, $\omega_{pe}t \equiv N_t = 20$ and $\omega_{pe}t \equiv N_t = 2000$) in order to examine the effect of pump wave on x steps more precisely. At $\omega_{pe}t = 1$, we do not have any oscillations in the cells, since our wave has not entered into the plasma yet. By evolution of time we have oscillations in all 50 cells which we can see it easily at $\omega_{pe}t = 2000 \equiv N_t$.

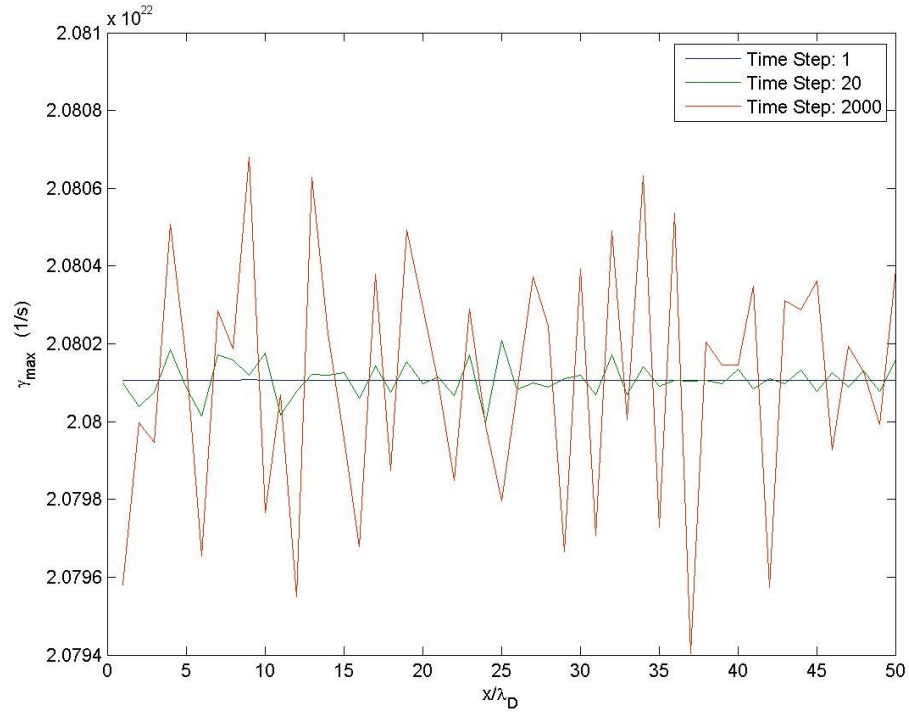


FIG. 5: Maximum SBS instability growth rate γ_{max} with $\omega_0 = 70$ GHz and $\omega_{pe}t = 1, 20, 2000$.

Also, time evolution of maximum instability growth rate is plotted for $\omega_0 = 70$ GHz in 2 different cells (1 and 50). Damping is clear by time evolution, since the pump wave's energy is absorbed in plasma (plasma heating).

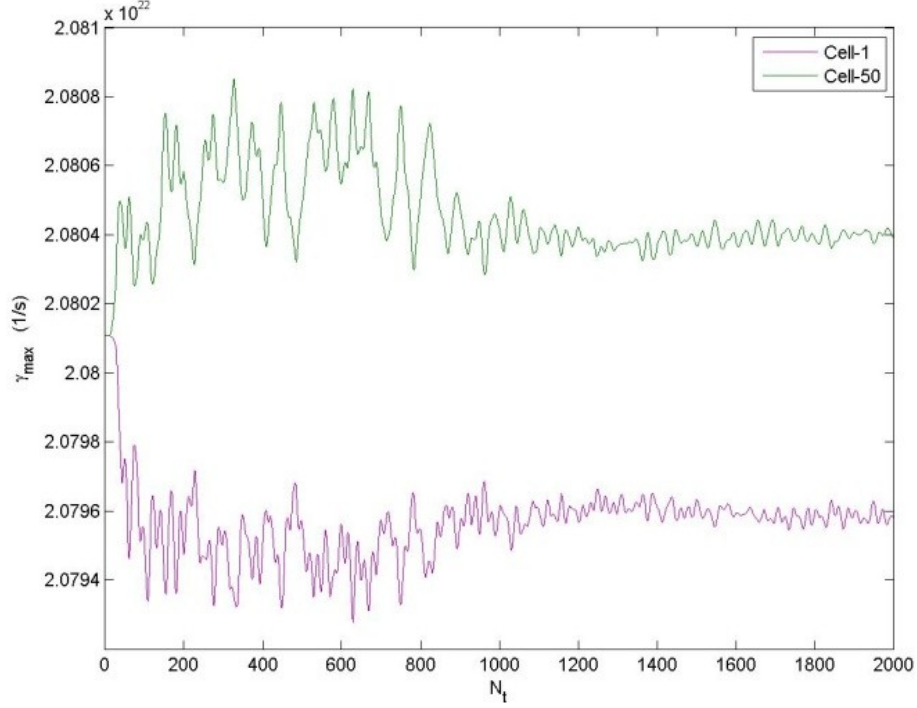


FIG. 6: Time evolution of maximum instability growth rate γ_{max} is plotted with $\omega_0 = 70$ GHz and $\omega_{pe}t \equiv N_t = 2000$ for cells 1 and 50.

Since Landau damping causes IAW to damp and increase the heating, dependence of Landau damping on ion temperature is investigated as well. The equation for this damping is:

$$\omega_i = -\frac{|\omega_r|}{(1 + k^2\lambda_{De}^2)^{3/2}} \sqrt{\frac{\pi}{8}} \left[\sqrt{\frac{m_e}{m_i}} + \left(\frac{T_e}{T_i}\right)^{3/2} \exp\left(-\frac{T_e/2T_i}{1 + k^2\lambda_{De}^2} - \frac{3}{2}\right) \right] \quad (18)$$

$$\omega_r^2 = \frac{k^2 c_s^2}{1 + k^2\lambda_{De}^2} + 3k^2 \frac{K_B T_i}{m_i} \quad (19)$$

Which ω_r and ω_i are the real and imaginary parts of the frequency, respectively. [9]

As we expected, when T_i approaches T_e , this value is enhanced. While for $T_e \gg T_i$ damping is decreased.

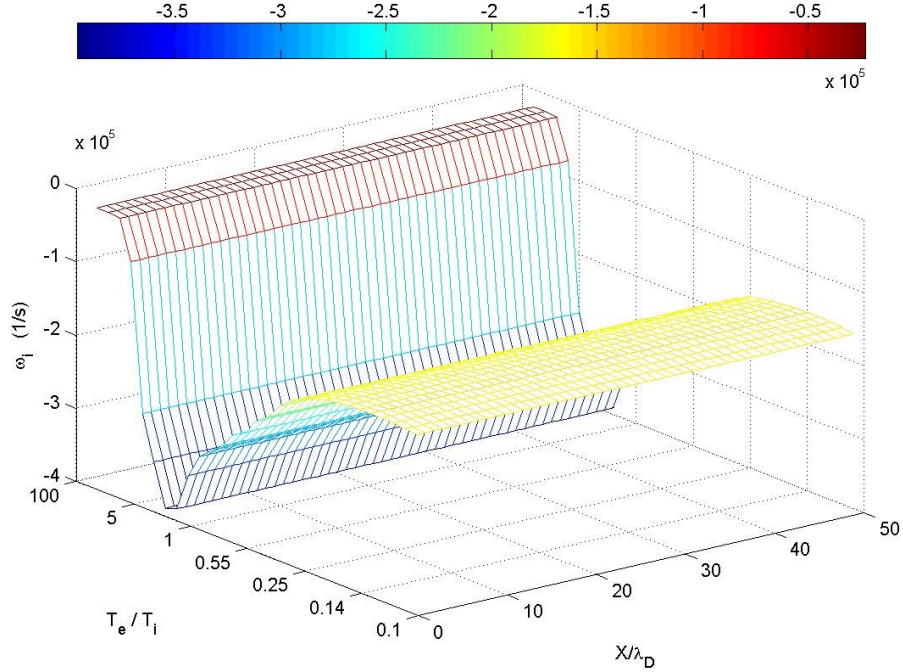


FIG. 7: Variation in Landau damping for IAW ω_i with electron-to-ion temperature ratio T_e/T_i for all cells and $\omega_{pe}t = 2000$.

IV.DISCUSSION:

Instabilities always occur in plasma and SBS is one of them. Since our goal is plasma heating and in SBS a big portion of incident wave's energy transfers to scattered EM wave hence, "this instability is a significant concern for laser fusion applications" [2]. The instability rate depends on distribution function and this function is different in all cells and velocities. Increasing the frequency of pump wave causes the instability growth rate to decrease. Furthermore, after injection of the pump wave, Landau damping causes IAW to damp. As a result, conditions that increase it like electron-to-ion temperature ratio, is important to investigate. Also, the growth rate of Brillouin backward instability is investigated in unmagnetized plasma. Investigation of it in magnetized plasma "shows a decrease due to the presence of external magnetic field [10]".

V.REFERENCE:

* m.ghalamkarian@ph.iut.ac.ir

† milad.ghadimi@ph.iut.ac.ir

- [1] Elilezer, S., the Interaction of High-Power LASER with Plasmas, 1st Edition, *CRC Press*, 2002.
- [2] Kruer, W., the Physics of Laser Plasma Interactions, *Westview Press*, 2003.
- [3] Rubenchik, A., Witkowski, S., *Handbook of Plasma Physics*, North-Holland, 1991.
- [4] Gaeris, A.C., the Stimulated Brillouin Scattering during the interaction of Picosecond Laser Pulses with Moderate Scale-Length Plasmas, *University of Rochester*, 1999
- [5] Eliasson, B., Numerical modeling of the two-dimensional Fourier transformed Vlasov-Maxwell system, *journal of computational physics* **190**, 501-522, 2003.
- [6] Eliasson, B., Outflow boundary conditions for the Fourier transformed three-dimensional Vlasov-Maxwell system, *journal of computational* **225**, 1508-1532, 2007

- [7] Naghidokht, A., Parvazian, A., Simulation of Stimulated Raman Scattering, *Journal of Fusion Energy* **32**, 311-315, 2013
- [8] Josef Preinhaelter, J., Pavlo, P., Shevchenko V., Valovic, M., Vahala L., Electron Bernstein wave-X-O mode conversion and electron cyclotron emission in MAST, *American Institute of Physics* **74**, 1437, 2003
- [9] Bellan, P.M., Fundamental of Plasma Physics, First Edition, *Cambridge University Press*, 2008.
- [10] Paknezhad, A.R., Brillouin backward scattering in the nonlinear interaction of a short-pulse laser with an underdense transversely magnetized plasma, *Cambridge University Press, Laser and Particle Beams* **31** , 313-319, 2013.