

Cauchy MDS Array Codes With Efficient Decoding Method

Hanxu Hou and Yunghsiang S. Han, *Fellow, IEEE*

Abstract

Array codes have been widely used in communication and storage systems. To reduce computational complexity, one important property of the array codes is that only XOR operation is used in the encoding and decoding process. In this work, we present a novel family of maximal-distance separable (MDS) array codes based on Cauchy matrix, which can correct up to any number of failures. We also propose an efficient decoding method for the new codes to recover the failures. We show that the encoding/decoding complexities of the proposed approach are lower than those of existing Cauchy MDS array codes, such as Rabin-Like codes and CRS codes. Thus, the proposed MDS array codes are attractive for distributed storage systems.

Index Terms

MDS array code, efficient decoding, computational complexity, storage systems.

I. INTRODUCTION

Array codes are error and burst correcting codes that have been widely employed in communication and storage systems [1], [2] to enhance data reliability. A common property of the array codes is that the encoding and decoding algorithms use only XOR (exclusive OR) operations. A binary array code consists of an array of size $m \times n$, where each element in the array stores one bit. Among the n columns (or data disks) in the array, the first k columns are *information columns* that store *information bits*, and the last r columns are *parity columns* that store *parity bits*. Note that $n = r + k$. When a data disk fails, the corresponding column of the array code is considered as an *erasure*. If the array code can tolerate arbitrary r erasures, then it is named

H. Hou is with the School of Electrical Engineering & Intelligentization, Dongguan University of Technology (E-mail:houhanxu@163.com) and Y. S. Han is with the School of Electrical Engineering & Intelligentization, Dongguan University of Technology and the Department of Electrical Engineering, National Taiwan University of Science and Technology (E-mail:yunghsiangh@gmail.com).

as a Maximum-Distance Separable (MDS) array code. In other words, in an MDS array code, the information bits can be recovered from any k columns.

Besides the MDS property, the performance of an MDS array code also depends on encoding and decoding complexities. *Encoding complexity* is defined as the number of XORs required to construct the parities and *decoding complexity* is defined as the number of XORs required to recover the erased columns from any surviving k ones. The encoding and decoding procedures of the array codes studied in most literature use simple XOR operations, that can be easily and most efficiently implemented. The MDS array codes proposed in this paper are also based on XOR operations.

A. Related Work

Row-diagonal parity (RDP) code proposed in [3] and EVENODD code in [4] can tolerate two arbitrary disk erasures. Due to increasing capacities of hard disks and requirement of low bit error rates, the protection offered by double parities will soon be inadequate. The issue of reliability is more pronounced in solid-state drives (SSD), which have significant wear-out rate when the frequencies of disk writes are high. Indeed, triple-parity RAID (Redundant Arrays of Inexpensive Disks) has already been advocated in storage technology [5]. Construction of array codes recovering multiple disk erasures is relatively rare, in compare to array codes recovering double erasures. We name the existing MDS array codes in [3], [4], [6]–[12] as *Vandermonde MDS array codes*, as their constructions are based on Vandermonde matrices.

Among the Vandermonde MDS array codes, BBV (Blaum, Bruck and Vardy) code [6], [13], which is an extension of the EVENODD code for three or more parity columns, has the best fault-tolerance. In [6], it is proved that an extended BBV code is always an MDS code for three parity columns, but may not be an MDS code for four or more party columns. A necessary and sufficient condition for the extended BBV code with four parity columns to be an MDS code is given in [6], and some results for no more than eight parity columns are provided.

Another family of MDS array codes is called *Cauchy MDS array codes*, which is constructed based on Cauchy matrices. CRS codes in [14], Rabin-like codes in [12] and Circulant Cauchy codes in [15] are examples of Cauchy MDS array codes. Blömer *et al.* constructed CRS codes by employing a Cauchy matrix to perform encoding (and upon failure, decoding) over a finite field instead of a binary field [14]. In this approach, the isomorphism and companion methods

converting a normal finite field operation to a binary field XOR operation are necessary. The idea is to replace an original symbol in the finite field with a matrix in another finite field. The authors in [15] considered a special class of CRS codes, called Circulant Cauchy codes, that has lower encoding and decoding complexity than CRS codes. Based on the concept of permutation matrix, Feng [12] gave a construction method to convert the Cauchy matrix to a sparse matrix. Compared with the Vandermonde MDS array codes, Cauchy MDS array codes have better fault-tolerance at a cost of higher computational complexity. The purpose of this paper is to give a new construction of Cauchy MDS array codes and to propose an efficient decoding method for the proposed codes.

B. Cauchy Reed-Solomon Code

Cauchy Reed-Solomon (CRS) code [14] is one variant of RS codes that has better coding complexity by employing Cauchy matrix. The key to constructing good CRS codes is the selection of Cauchy matrices. Given k data symbols in finite field \mathbb{F}_{2^w} , we can generate r encoded symbols of a CRS code with $k + r \leq 2^w$ in the following way. Let $X = \{x_1, \dots, x_r\}$, $Y = \{y_1, \dots, y_k\}$, where $X \cap Y = \emptyset$, such that each x_i and y_j is a distinct element in \mathbb{F}_{2^w} . The entry (i, j) of the Cauchy matrix is calculated as $1/(x_i + y_j)$. Since each element of \mathbb{F}_{2^w} can be represented by a $w \times w$ binary matrix, we can transform the $r \times k$ Cauchy matrix into an $rw \times kw$ binary distribution matrix. We divide each data symbol into w strips. The r encoded symbols are created by multiplying the $rw \times kw$ binary distribution matrix and kw data strips. During the multiplication process, when there exists “1” in every row of the binary distribution matrix, we do XOR operations on the corresponding data strips to obtain the strips of encoded symbols.

With binary distribution matrix, one may create a strip of encoded symbol as the XOR of all data strips whose corresponding columns of the binary distribution matrix have all ones. Note that, in this approach, the expensive matrix multiplication is replaced by binary addition. Hence, this is a great improvement over standard RS codes. For more information about the encoding and decoding process of CRS codes, please refer to [16]. Fig. 1 displays the encoding process of encoded symbols for a CRS code with $k = 4$, $r = 2$, and $w = 3$ over \mathbb{F}_8 . The first strip of the first encoded symbol and the second strip of the second encoded symbol may be calculated

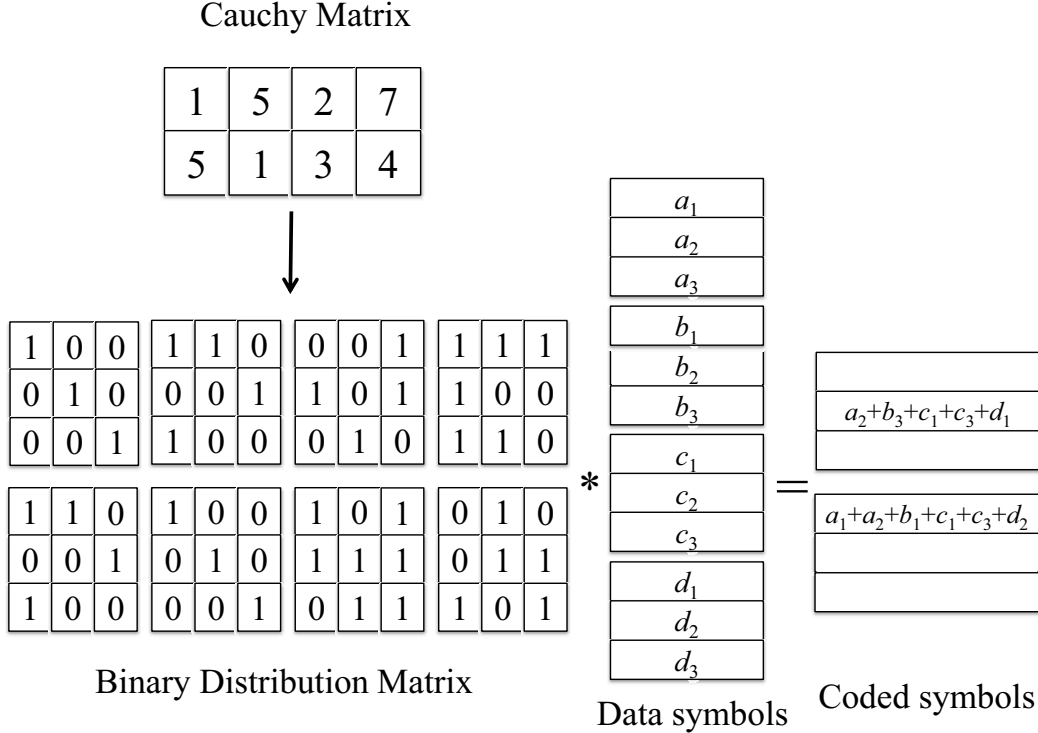


Fig. 1: The encoding process of encoded symbols of CRS codes with $k = 4$, $r = 2$ and $w = 3$ over \mathbb{F}_8 .

as

$$a_2 + b_3 + c_1 + c_3 + d_1 \text{ and}$$

$$a_1 + a_2 + b_1 + c_1 + c_3 + d_2$$

respectively. The two strips can be calculated by 9 XORs.

To improve the coding performance of a distributed storage system, one should reduce the number of XORs in the coding processes. There are two approaches to achieve this goal.

- 1) **Choosing “good” Cauchy matrix.** Since the Cauchy matrix dictates the number of XORs [16], many researchers [16]–[18] had designed codes with low density Cauchy matrices. However, the only way to find lowest-density Cauchy matrices is to enumerate all the matrices and select the best one, where the number of matrices is exponential in k and r . Therefore, this method is only feasible for small k and r . For example, when the parameters k, r, w are small, the performance of CRS is optimized [16], [19] by choosing

the Cauchy matrix of which the corresponding binary distribution matrix has the lowest “1”s.

- 2) **Encoding data using schedule.** The issue of exploiting common sums in the XOR equations is addressed in [20], [21]. However, finding a good schedule with minimum XORs is still an open problem. Some heuristic schedules are proposed in [22]–[25]. In the above example, the two strips containing $c_1 + c_3$ are treated as a subexpression. Therefore, if the bit $c_1 + c_3$ is calculated before the calculation of two strips, then the two strips can be computed recursively by $x_1 = c_1 + c_3, x_2 = a_2 + b_3, x_3 = x_2 + x_1, x_4 = x_3 + d_1$ and $x_5 = a_1 + a_2, x_6 = x_5 + b_1, x_7 = x_6 + x_1, x_8 = x_7 + d_2$ with 8 XORs.

C. Contribution of This Paper

In this paper, we present a new class of Cauchy MDS array codes, The proposed Cauchy MDS array codes $\mathcal{C}(k, r, p)$ are similar to CRS codes, except that $\mathcal{C}(k, r, p)$ are defined over a specific polynomial ring with a cyclic structure, rather than over a finite field. An efficient decoding algorithm is designed based on LU factorization of Cauchy matrix, which provides significant simplification of the decoding procedure for $\mathcal{C}(k, r, p)$. We demonstrate that the proposed $\mathcal{C}(k, r, p)$ has lowest encoding complexity and decoding complexity among the existing Cauchy array codes.

The rest of paper is organized as follows. In Section II, we give the construction of $\mathcal{C}(k, r, p)$ codes. After proving the MDS property of the proposed $\mathcal{C}(k, r, p)$ codes in Section III, we give an efficient decoding method for any number of erasures in Section IV. Section V compares the computational complexity of encoding and decoding with the existing well-known MDS array codes, in terms of the number of XORs in computation. We conclude in Section VI.

II. A NEW CONSTRUCTION OF ARRAY CODE

In this section, we will give a general construction of $\mathcal{C}(k, r, p)$ codes. Before that, we first introduce some facts on binary parity-check codes.

A. Binary Parity-check Codes

A linear code C over \mathbb{F}_2 is called a *binary cyclic code* if, whenever $\mathbf{c} = (c_0, c_1, \dots, c_{p-1})$ is in C , then $\mathbf{c}' = (c_{p-1}, c_0, \dots, c_{p-2})$ is also in C . The codeword \mathbf{c}' is obtained by cyclically shifting

the components of the codeword \mathbf{c} one place to the right. Let $p > 2$ be a prime number and let R_p be the ring

$$R_p \triangleq \mathbb{F}_2[x]/(1+x^p). \quad (1)$$

Every element of R_p will be referred to as *polynomial* in the sequel. The vector $(a_0, a_1, \dots, a_{p-1}) \in \mathbb{F}_2^p$ is the codeword corresponding to the polynomial $\sum_{i=0}^{p-1} a_i x^i$. The indeterminate x represents the *cyclic-right-shift* operator on the codewords. A subset of R_p is a binary cyclic code of length p if the subset is closed under addition and closed under multiplication by x .

Consider the simple *parity-check code*, C_p , which consists of polynomials in R_p with even number of non-zero coefficients,

$$C_p = \{a(x)(1+x) \pmod{(1+x^p)} \mid a(x) \in R_p\}. \quad (2)$$

The dimension of C_p over \mathbb{F}_2 is $p-1$. The *check polynomial* of C_p is $h(x) = 1+x+\dots+x^{p-1}$. That is, $\forall s(x) \in C_p$ and $c(x) \in R_p$, we have

$$s(x)(c(x) + h(x)) = s(x)c(x) \pmod{(1+x^p)}, \quad (3)$$

since

$$\begin{aligned} s(x)h(x) &= (a(x)(1+x) \pmod{(1+x^p)})h(x) \pmod{(1+x^p)} \\ &= a(x)((1+x)h(x)) \pmod{(1+x^p)} \\ &= 0 \pmod{(1+x^p)}. \end{aligned}$$

Recall that, in a general ring R with identity, there exists the identity e such that $ue = eu = u$, $\forall u \in R$. The identity element of C_p is

$$e(x) \triangleq 1 + h(x) = x + x^2 + \dots + x^{p-1}.$$

We show that C_p is isomorphic to $\mathbb{F}_2[x]/(h(x))$ in the next lemma.

Lemma 1. *Let $p > 2$ be a prime number, ring C_p is isomorphic to $\mathbb{F}_2[x]/(h(x))$.*

Proof: We need to find an isomorphism between C_p and $\mathbb{F}_2[x]/(h(x))$. Indeed, we can construct a function

$$\theta : C_p \rightarrow \mathbb{F}_2[x]/(h(x))$$

by defining

$$\theta(f(x)) \triangleq f(x) \bmod h(x).$$

It is easy to check that θ is a ring homomorphism. Let us define $\phi(g(x))$ as

$$\phi(g(x)) \triangleq (g(x) \cdot e(x)) \bmod (1 + x^p).$$

Next we prove that ϕ is an inverse function of θ . For any polynomial $f(x) \in C_p$, if $\deg(f(x)) < p - 1$, then we have

$$\phi(\theta(f(x))) = \phi(f(x)) = f(x) \cdot e(x) = f(x) \bmod (1 + x^p).$$

Before we consider the case $\deg(f(x)) = p - 1$, we prove the following fact:

$$h(x)h(x) = h(x) \bmod (1 + x^p). \quad (4)$$

Note that $h(x)$ can be reformulated as

$$h(x) = [1 + x(1 + x) + x^3(1 + x) + \cdots + x^{p-2}(1 + x)].$$

Hence

$$h(x)h(x) = h(x) + x(1 + x)h(x) + x^3(1 + x)h(x) + \cdots + x^{p-2}(1 + x)h(x) = h(x) \bmod (1 + x^p).$$

If $\deg(f(x)) = p - 1$, we have

$$\begin{aligned} \phi(\theta(f(x))) &= \phi(f(x) + h(x)) \\ &= (f(x) + h(x)) \cdot (1 + h(x)) \\ &= f(x) + f(x)h(x) + h(x) + h(x)h(x) \\ &= f(x) + h(x) + h(x)h(x) \text{ (by the fact } f(x)h(x) = 0 \bmod (1 + x^p))} \\ &= f(x) + h(x) + h(x) \text{ (by (4))} \\ &= f(x) \bmod (1 + x^p). \end{aligned}$$

The composition $\phi \circ \theta$ is thus the identity mapping of C_p and the mapping θ is a bijection.

Therefore, C_p is isomorphic to $\mathbb{F}_2[x]/(h(x))$. ■

Note that C_p is isomorphic to a finite field $\mathbb{F}_{2^{p-1}}$ if and only if 2 is a primitive element in \mathbb{F}_p [26]. For example, when $p = 5$, C_5 is isomorphic to a finite field \mathbb{F}_{2^4} and the element $1 + x^4$ in C_p is mapped to

$$1 + x^4 \bmod h(x) = x + x^2 + x^3.$$

If we apply the function ϕ to $x + x^2 + x^3$, we can recover

$$\begin{aligned}\phi(x + x^2 + x^3) &= (x + x^2 + x^3)(x + x^2 + x^3 + x^4) \\ &= 1 + x^4 \pmod{1 + x^5}.\end{aligned}$$

A polynomial $f(x) \in C_p$ is called *invertible* if we can find a polynomial $\bar{f}(x) \in C_p$ such that $f(x)\bar{f}(x)$ is equal to the identity polynomial $e(x)$. The polynomial $\bar{f}(x)$ is called inverse of $f(x)$. It can be shown that the inverse is unique in C_p .

The next lemma demonstrates that the polynomial $x^t + x^{t+b}$ is invertible.

Lemma 2. *Let $p > 2$ be a prime number, there exists a polynomial $a(x) \in C_p$ such that*

$$a(x)(x^t + x^{t+b}) = e(x) \pmod{1 + x^p}, \quad (5)$$

where $t, b \geq 0$ and $1 \leq t + b < p$.

Proof: We can check that, in ring R_p ,

$$\begin{aligned}& [x^t(1 + x^b)][x^{p-t}(1 + x^{2b} + x^{4b} + \dots + x^{(p-1)b})] \pmod{1 + x^p} \\ &= x^p[(1 + x^b)(1 + x^{2b} + x^{4b} + \dots + x^{(p-1)b})] \pmod{1 + x^p} \\ &= 1 + x^b + x^{2b} + x^{3b} + x^{4b} + \dots + x^{(p-2)b} + x^{(p-1)b} + 1 \pmod{1 + x^p} \\ &= 1 + x + x^2 + x^3 + x^4 + \dots + x^{p-2} + x^{p-1} + 1 \pmod{1 + x^p} \\ &= e(x) \pmod{1 + x^p}.\end{aligned}$$

The second last equality follows from the fact that $\ell b \neq 0 \pmod{p}$ for $(b, p) = 1$ and $1 \leq \ell \leq p - 1$. If $x^{p-t}(1 + x^{2b} + x^{4b} + \dots + x^{(p-1)b}) \in C_p$, then the inverse of $x^t + x^{t+b}$ is $x^{p-t}(1 + x^{2b} + x^{4b} + \dots + x^{(p-1)b})$; Otherwise, the inverse of $x^t + x^{t+b}$ is $x^{p-t}(1 + x^{2b} + x^{4b} + \dots + x^{(p-1)b}) + h(x)$ due to (3). ■

In the following of the paper, we represent the inverse of $x^t + x^{t+b}$ as $1/(x^t + x^{t+b})$. The following we present some properties of the inverses.

Lemma 3. *Let a, b, c, d be integers between 0 and $p - 1$ such that $a \neq b$ and $c \neq d$. For two polynomials $s_1(x), s_2(x) \in R_p$, the following equations hold:*

$$\frac{1}{x^a + x^b} \cdot \frac{1}{x^c + x^d} = \frac{1}{(x^a + x^b)(x^c + x^d)}, \quad (6)$$

$$\frac{s_1(x)}{x^a + x^b} + \frac{s_2(x)}{x^a + x^b} = \frac{s_1(x) + s_2(x)}{x^a + x^b}, \quad (7)$$

and

$$\frac{1}{x^a + x^b} + \frac{1}{x^c + x^d} = \frac{x^a + x^b + x^c + x^d}{(x^a + x^b)(x^c + x^d)}. \quad (8)$$

Proof: Let $p(x)$ and $q(x)$ be inverses of $x^a + x^b$ and $x^c + x^d$, respectively. That is, $(x^a + x^b)p(x) = e(x) \pmod{(1 + x^p)}$ and $(x^c + x^d)q(x) = e(x) \pmod{(1 + x^p)}$. Thus we have

$$(x^a + x^b)(x^c + x^d)p(x)q(x) = e(x)e(x) = e(x) \pmod{(1 + x^p)}.$$

Note that, $(x^a + x^b)(x^c + x^d) \in C_p$ and $p(x)q(x) \in C_p$. By definition, we have

$$\frac{1}{(x^a + x^b)(x^c + x^d)} = p(x)q(x).$$

Therefore, (6) holds.

(7) follows from

$$p(x)s_1(x) + p(x)s_2(x) = p(x)(s_1(x) + s_2(x)).$$

The right side of equation in (8) is

$$\begin{aligned} \frac{(x^a + x^b) + (x^c + x^d)}{(x^a + x^b)(x^c + x^d)} &= \frac{(x^a + x^b) + (x^c + x^d)}{(x^a + x^b)} \cdot \frac{1}{(x^c + x^d)} \quad (\text{by (6)}) \\ &= \left(e(x) + \frac{x^c + x^d}{x^a + x^b}\right) \cdot \frac{1}{(x^c + x^d)} \quad (\text{by (7)}) \\ &= \frac{1}{x^a + x^b} + \frac{1}{x^c + x^d}. \end{aligned}$$

■

For a square matrix in C_p , we define the inverse matrix as follows.

Definition 1. An $\ell \times \ell$ matrix $\mathcal{M}_{\ell \times \ell}$ is called invertible if we can find an $\ell \times \ell$ matrix $\mathcal{M}_{\ell \times \ell}^{-1}$ such that $\mathcal{M}_{\ell \times \ell} \cdot \mathcal{M}_{\ell \times \ell}^{-1} = \mathcal{I}_\ell$, where \mathcal{I}_ℓ is the $\ell \times \ell$ identity matrix

$$\mathcal{I}_\ell \triangleq \begin{bmatrix} e(x) & 0 & \cdots & 0 \\ 0 & e(x) & \cdots & 0 \\ \vdots & \vdots & \ddots & \vdots \\ 0 & 0 & \cdots & e(x) \end{bmatrix}. \quad (9)$$

The matrix $\mathcal{M}_{\ell \times \ell}^{-1}$ is called the inverse matrix of $\mathcal{M}_{\ell \times \ell}$.

B. Construction of Cauchy Array Codes

In this subsection, we define a $(p-1) \times (k+r)$ array code, called $\mathcal{C}(k, r, p)$, where $p > 2$ is a prime number and $p \geq k+r$. We index the columns by $\{0, 1, \dots, k+r-1\}$, and the rows by $\{0, 1, \dots, p-2\}$. The columns are identified with the disks. Columns 0 to $k-1$ are called the *information columns*, which store the information bits. Columns k to $k+r-1$ are called the *parity columns*, which store the redundant bits.

For $i = 0, 1, \dots, p-2$ and $j = 0, 1, \dots, k-1$, let i -th information bit in j -th information column be denoted by $s_{i,j}$. For each $p-1$ information bits $s_{0,j}, s_{1,j}, \dots, s_{p-2,j}$ stored in j -th information column, one extra *parity-check bit* $s_{p-1,j}$ is computed as

$$s_{p-1,j} \triangleq s_{0,j} + s_{1,j} + \dots + s_{p-2,j}. \quad (10)$$

Define *data polynomial* for j -th information column as

$$s_j(x) \triangleq s_{0,j} + s_{1,j}x + \dots + s_{p-2,j}x^{p-2} + s_{p-1,j}x^{p-1}. \quad (11)$$

Note that the extra parity-check bit is not stored, and can be computed when necessary. It is easy to see that each data polynomial is an element in C_p .

Next we present the method to compute the encoded symbols in parity columns. For $i = 0, 1, \dots, p-2$ and $j = 0, 1, \dots, r-1$, let i -th redundant bit stored in j -th parity column be denoted by $c_{i,j}$. Define *coded polynomial* for j -th parity column as

$$c_j(x) \triangleq c_{0,j} + c_{1,j}x + \dots + c_{p-2,j}x^{p-2} + c_{p-1,j}x^{p-1}. \quad (12)$$

It will be clear later that

$$c_{p-1,j} = c_{0,j} + c_{1,j} + \dots + c_{p-2,j}. \quad (13)$$

The coded polynomial can be generated by

$$\begin{bmatrix} c_0(x) & c_1(x) & \dots & c_{r-1}(x) \end{bmatrix} \triangleq \begin{bmatrix} s_0(x) & s_1(x) & \dots & s_{k-1}(x) \end{bmatrix} \cdot \mathbf{C}_{k \times r}, \quad (14)$$

where

$$\mathbf{C}_{k \times r} \triangleq \begin{bmatrix} \frac{1}{1+x^r} & \frac{1}{x+x^r} & \dots & \frac{1}{x^{r-1}+x^r} \\ \frac{1}{1+x^{r+1}} & \frac{1}{x+x^{r+1}} & \dots & \frac{1}{x^{r-1}+x^{r+1}} \\ \vdots & \vdots & \ddots & \vdots \\ \frac{1}{1+x^{k+r-1}} & \frac{1}{x+x^{k+r-1}} & \dots & \frac{1}{x^{r-1}+x^{k+r-1}} \end{bmatrix} \quad (15)$$

is a $k \times r$ rectangular Cauchy matrix over C_p . Note that each entry of the matrix in (15) is the inverse of $x^t + x^{t+b}$ and all arithmetic operations in (14) are performed in ring C_p . The coded polynomials $c_j(x)$ in (14), for $0 \leq j \leq r-1$, are in C_p . Hence, the $k \times (k+r)$ generator matrix $\mathbf{G}_{k \times (k+r)}$ of the codewords

$$s_0(x), s_1(x), \dots, s_{k-1}(x), c_0(x), c_1(x), \dots, c_{r-1}(x)$$

is given by

$$\mathbf{G}_{k \times (k+r)} = \left[\mathcal{I}_k \mid \mathbf{C}_{k \times r} \right],$$

where \mathcal{I}_k is the $k \times k$ matrix given in (9). Note that all entries in $\mathbf{G}_{k \times (k+r)}$ are in C_p .

The above encoding procedure can be summarized as three steps: (i) given $k(p-1)$ information bits, append k extra parity-check bits as given in (10) and obtain the k polynomials

$$s_0(x), s_1(x), \dots, s_{k-1}(x);$$

(ii) generate r coded polynomials as given in (14); (iii) ignore the terms with degree $p-1$ of the coded polynomials and store the coefficients of the terms in the coded polynomials of degrees from 0 to $p-2$.

Before we present a fast decoding algorithm to generate codewords, we first present the MDS property of the proposed array codes.

III. THE MDS PROPERTY

A $(p-1) \times n$ array code that encodes $k(p-1)$ information bits is said to be an *MDS array code* if the $k(p-1)$ information bits can be recovered by downloading any k columns.¹ In this section, we are going to prove that the array code constructed in the last section satisfies the MDS property for $k+r \leq p$.

Next lemma shows a sufficient MDS property condition of the array code $\mathcal{C}(k, r, p)$.

Lemma 4. *If any $k \times k$ sub-matrix of the generator matrix $\mathbf{G}_{k \times (k+r)}$, after reduction modulo $h(x)$, is a nonsingular matrix over $\mathbb{F}_2[x]/(h(x))$, then the array code $\mathcal{C}(k, r, p)$ satisfies the MDS property.*

¹In total, one needs to download $k \times (p-1)$ bits.

Proof: Recall that, according to Lemma 1, C_p is isomorphic to ring $\mathbb{F}_2[x]/(h(x))$. Let \mathbf{A} be a $k \times k$ sub-matrix of the generator matrix $\mathbf{G}_{k \times (k+r)}$, and $\bar{\mathbf{A}}$ be the matrix obtained by reducing each entry of \mathbf{A} mod $h(x)$. Matrix $\bar{\mathbf{A}}$ can be regarded as a matrix over $\mathbb{F}_2[x]/(h(x))$. Since $\bar{\mathbf{A}}$ is nonsingular over $\mathbb{F}_2[x]/(h(x))$, we can find the inverse of $\bar{\mathbf{A}}$. Let $\bar{\mathbf{A}}^{-1}$ be the inverse of $\bar{\mathbf{A}}$ as a matrix over $\mathbb{F}_2[x]/(h(x))$, then we can compute the inverse matrix of \mathbf{A} over C_p by applying the inverse function ϕ for each entry of $\bar{\mathbf{A}}^{-1}$. Therefore, the array code $\mathcal{C}(k, r, p)$ satisfies the MDS property. \blacksquare

With Lemma 4, we have that if the determinant of the $k \times k$ sub-matrix \mathbf{A} of $\mathbf{G}_{k \times (k+r)}$ is invertible, then we can find a matrix \mathbf{A}^{-1} such that $\mathbf{A}^{-1}\mathbf{A} = \mathcal{I}_k$, i.e., \mathbf{A}^{-1} is the inverse matrix of \mathbf{A} . We need the following result about the Cauchy determinant in ring C_p before giving a characterization of the MDS property in terms of determinants.

Lemma 5. *Let $x^{a_1}, x^{a_2}, \dots, x^{a_\ell}, x^{b_1}, x^{b_2}, \dots, x^{b_\ell}$ be 2ℓ distinct monomials, where $0 \leq a_i, b_i < p$ for $i = 1, 2, \dots, \ell$ and p is a prime number. The determinant of the Cauchy matrix*

$$\mathbf{C}(x^{a_{1:\ell}}, x^{b_{1:\ell}}) \triangleq \begin{bmatrix} \frac{1}{x^{a_1+x^{b_1}}} & \frac{1}{x^{a_1+x^{b_2}}} & \cdots & \frac{1}{x^{a_1+x^{b_\ell}}} \\ \frac{1}{x^{a_2+x^{b_1}}} & \frac{1}{x^{a_2+x^{b_2}}} & \cdots & \frac{1}{x^{a_2+x^{b_\ell}}} \\ \vdots & \vdots & \ddots & \vdots \\ \frac{1}{x^{a_\ell+x^{b_1}}} & \frac{1}{x^{a_\ell+x^{b_2}}} & \cdots & \frac{1}{x^{a_\ell+x^{b_\ell}}} \end{bmatrix} \quad (16)$$

over C_p is

$$D_\ell(x) = \frac{\prod_{\ell \geq j > i \geq 1} (x^{a_j} + x^{a_i})(x^{b_i} + x^{b_j})}{\prod_{\ell \geq j, i \geq 1} (x^{a_i} + x^{b_j})}. \quad (17)$$

Proof: Recall that the polynomial $x^i + x^j$ is invertible in C_p for $0 \leq i < j < p$, and $\frac{1}{x^i + x^j}$ is the inverse of $x^i + x^j$. For the determinant of the Cauchy matrix in (16), adding column 1 to each of columns 2 to ℓ , we have the entry in the i row and the j column as

$$\begin{aligned} \frac{1}{x^{a_i} + x^{b_j}} + \frac{1}{x^{a_i} + x^{b_1}} &= \frac{(x^{a_i} + x^{b_1}) + (x^{a_i} + x^{b_j})}{(x^{a_i} + x^{b_j})(x^{a_i} + x^{b_1})} \quad (\text{by (8)}) \\ &= \frac{(x^{b_j} + x^{b_1})}{(x^{a_i} + x^{b_1})} \cdot \frac{1}{(x^{a_i} + x^{b_j})} \quad (\text{by (6)}), \end{aligned}$$

where $1 \leq i \leq \ell$ and $2 \leq j \leq \ell$. There is no effect on the value of the determinant from multiple

of row added to row of determinant. Thus, the determinant is

$$D_\ell(x) = \begin{vmatrix} \frac{1}{x^{a_1+x^{b_1}}} & \frac{(x^{b_2+x^{b_1}})}{(x^{a_1+x^{b_1}})} \cdot \frac{1}{(x^{a_1+x^{b_2}})} & \cdots & \frac{(x^{b_\ell+x^{b_1}})}{(x^{a_1+x^{b_1}})} \cdot \frac{1}{(x^{a_1+x^{b_\ell}})} \\ \frac{1}{x^{a_2+x^{b_1}}} & \frac{(x^{b_2+x^{b_1}})}{(x^{a_2+x^{b_1}})} \cdot \frac{1}{(x^{a_2+x^{b_2}})} & \cdots & \frac{(x^{b_\ell+x^{b_1}})}{(x^{a_2+x^{b_1}})} \cdot \frac{1}{(x^{a_2+x^{b_\ell}})} \\ \vdots & \vdots & \ddots & \vdots \\ \frac{1}{x^{a_\ell+x^{b_1}}} & \frac{(x^{b_2+x^{b_1}})}{(x^{a_\ell+x^{b_1}})} \cdot \frac{1}{(x^{a_\ell+x^{b_2}})} & \cdots & \frac{(x^{b_\ell+x^{b_1}})}{(x^{a_\ell+x^{b_1}})} \cdot \frac{1}{(x^{a_\ell+x^{b_\ell}})} \end{vmatrix}.$$

Extracting the factor $\frac{1}{x^{a_i+x^{b_1}}}$ from the i row for $i = 1, 2, \dots, \ell$, and the factor $x^{b_j} + x^{b_1}$ from the j column for $j = 2, 3, \dots, \ell$, we have

$$D_\ell(x) = \left(\prod_{i=1}^{\ell} \frac{1}{x^{a_i+x^{b_1}}} \right) \left(\prod_{j=2}^{\ell} (x^{b_j} + x^{b_1}) \right) \begin{vmatrix} 1 & \frac{1}{(x^{a_1+x^{b_2}})} & \cdots & \frac{1}{(x^{a_1+x^{b_\ell}})} \\ 1 & \frac{1}{(x^{a_2+x^{b_2}})} & \cdots & \frac{1}{(x^{a_2+x^{b_\ell}})} \\ \vdots & \vdots & \ddots & \vdots \\ 1 & \frac{1}{(x^{a_\ell+x^{b_2}})} & \cdots & \frac{1}{(x^{a_\ell+x^{b_\ell}})} \end{vmatrix}.$$

For $i = 2, 3, \dots, \ell$, adding the first row to rows 2 to ℓ , we have

$$D_\ell(x) = \begin{vmatrix} 1 & \frac{1}{(x^{a_1+x^{b_2}})} & \cdots & \frac{1}{(x^{a_1+x^{b_\ell}})} \\ 0 & \frac{(x^{a_1+x^{a_2}})}{(x^{a_1+x^{b_2}})} \cdot \frac{1}{(x^{a_2+x^{b_2}})} & \cdots & \frac{(x^{a_1+x^{a_2}})}{(x^{a_1+x^{b_\ell}})} \cdot \frac{1}{(x^{a_2+x^{b_\ell}})} \\ \vdots & \vdots & \ddots & \vdots \\ 0 & \frac{(x^{a_1+x^{a_\ell}})}{(x^{a_1+x^{b_2}})} \cdot \frac{1}{(x^{a_\ell+x^{b_2}})} & \cdots & \frac{(x^{a_1+x^{a_\ell}})}{(x^{a_1+x^{b_\ell}})} \cdot \frac{1}{(x^{a_\ell+x^{b_\ell}})} \end{vmatrix}.$$

Again, extracting the factor $x^{a_1} + x^{a_i}$ from the i row for $i = 2, 3, \dots, \ell$, and the factor $\frac{1}{x^{a_1+x^{b_j}}}$ from the j column for $j = 2, 3, \dots, \ell$, we have

$$\begin{aligned} D_\ell(x) &= \left(\prod_{i=1}^{\ell} \frac{1}{x^{a_i+x^{b_1}}} \right) \left(\prod_{j=2}^{\ell} \frac{1}{x^{a_1+x^{b_j}}} \right) \left(\prod_{j=2}^{\ell} (x^{b_j} + x^{b_1}) \right) \left(\prod_{i=2}^{\ell} (x^{a_1} + x^{a_i}) \right) \\ &\quad \cdot \begin{vmatrix} 1 & 1 & \cdots & 1 \\ 0 & \frac{1}{(x^{a_2+x^{b_2}})} & \cdots & \frac{1}{(x^{a_2+x^{b_\ell}})} \\ \vdots & \vdots & \ddots & \vdots \\ 0 & \frac{1}{(x^{a_\ell+x^{b_2}})} & \cdots & \frac{1}{(x^{a_\ell+x^{b_\ell}})} \end{vmatrix} \\ &= \frac{\prod_{i=2}^{\ell} (x^{a_i} + x^{a_1})(x^{b_i} + x^{b_1})}{\prod_{1 \leq i, j \leq \ell} (x^{a_i} + x^{b_1})(x^{a_1} + x^{b_j})} \cdot \begin{vmatrix} \frac{1}{(x^{a_2+x^{b_2}})} & \frac{1}{(x^{a_2+x^{b_3}})} & \cdots & \frac{1}{(x^{a_2+x^{b_\ell}})} \\ \frac{1}{(x^{a_3+x^{b_2}})} & \frac{1}{(x^{a_3+x^{b_3}})} & \cdots & \frac{1}{(x^{a_3+x^{b_\ell}})} \\ \vdots & \vdots & \ddots & \vdots \\ \frac{1}{(x^{a_\ell+x^{b_2}})} & \frac{1}{(x^{a_\ell+x^{b_3}})} & \cdots & \frac{1}{(x^{a_\ell+x^{b_\ell}})} \end{vmatrix}. \end{aligned}$$

Repeating the above process for the remaining $(\ell - 1) \times (\ell - 1)$ Cauchy determinant, we can obtain the determinant given in (17). ■

The next lemma gives a characterization of the MDS property in terms of determinants.

Lemma 6. *Let p be a prime number with $k+r \leq p$. Then the determinant of any $k \times k$ sub-matrix of the generator matrix $\mathbf{G}_{k \times (k+r)}$, after reduction modulo $h(x)$, is invertible over $\mathbb{F}_2[x]/(h(x))$.*

Proof: Note that the determinant of any square matrix of $\mathbf{G}_{k \times (k+r)}$ after reduction modulo $h(x)$ can be computed by first reducing each entry of the square matrix by $h(x)$, and then computing the determinant by reducing $h(x)$. It is sufficient to show that the determinant of any $\ell \times \ell$ sub-matrix of the matrix $\mathbf{C}_{k \times r}$, after reduction modulo $h(x)$, is invertible over $\mathbb{F}_2[x]/(h(x))$, for $1 \leq \ell \leq \min\{k, r\}$. Considering the matrix $\mathbf{C}_{k \times r}$ given in (15), for any ℓ distinct rows indexed by a_1, a_2, \dots, a_ℓ between 0 to $r-1$ and any ℓ distinct columns indexed by b_1, b_2, \dots, b_ℓ between r to $k+r-1$, the corresponding $\ell \times \ell$ sub-matrix is with the form of the Cauchy matrix given in (16). Hence, the determinant is the polynomial given in (17). As the polynomial $x^i + x^j$ is invertible in C_p , where $0 \leq i < j < p$, (17) is invertible in C_p . By the definition of invertible, there exist a polynomial $a(x) \in C_p$ such that

$$D_\ell(x)a(x) = e(x) \pmod{1+x^p}$$

holds. Therefore, we have

$$D_\ell(x)a(x) + (1+x^p)b(x) = 1 + h(x)$$

for some polynomial $b(x) \in C_p$, and

$$D_\ell(x)a(x) + h(x)((1+x)b(x) + 1) = 1.$$

Hence, $D_\ell(x)a(x) = 1 \pmod{h(x)}$ and this proves that the polynomial $(D_\ell(x) \pmod{h(x)})$ is invertible in $\mathbb{F}_2[x]/(h(x))$. ■

By applying Lemma 4 and Lemma 6, we have the following theorem.

Theorem 7. *Let $p > 2$ be a prime number. For any positive integer $r \geq 1$ and $k \geq 2$, the array code $\mathcal{C}(k, r, p)$ satisfies the MDS property whenever $k+r \leq p$.*

IV. EFFICIENT DECODING METHOD

In this section, we give a decoding method based on the LU factorization of the Cauchy matrix in (16), which is very efficient in decoding the proposed array codes. Expressing a matrix as a product of a lower triangular matrix \mathbf{L} and an upper triangular matrix \mathbf{U} is called an **LU factorization**. Some results of Cauchy matrix LU factorization over a field can be found in [27], [28]. We first give an LU factorization of Cauchy matrix over C_p , and then present the efficient decoding algorithm based on the LU factorization.

 A. LU Factorization of Cauchy Matrix over C_p

Given 2ℓ distinct variables $a_1, a_2, \dots, a_\ell, b_1, b_2, \dots, b_\ell$ between 0 and $p - 1$, the $\ell \times \ell$ square Cauchy matrix $\mathbf{C}(x^{a_{1:\ell}}, x^{b_{1:\ell}})$ over ring C_p is of the form in (16). By Theorem 7, the matrix $\mathbf{C}(x^{a_{1:\ell}}, x^{b_{1:\ell}})$ is invertible and the inverse matrix is denoted as $\mathbf{C}(x^{a_{1:\ell}}, x^{b_{1:\ell}})^{-1}$. A factorization of $\mathbf{C}(x^{a_{1:\ell}}, x^{b_{1:\ell}})^{-1}$ is derived, which is stated in the following theorem. No proof is given since it is similar to Theorem 3.1 in [27].

Theorem 8. *Let $x^{a_1}, x^{a_2}, \dots, x^{a_\ell}, x^{b_1}, x^{b_2}, \dots, x^{b_\ell}$ be 2ℓ distinct monomials in R_p , where $0 \leq a_i, b_i < p$ for $i = 1, 2, \dots, \ell$. The inverse matrix $\mathbf{C}(x^{a_{1:\ell}}, x^{b_{1:\ell}})^{-1}$ can be decomposed as*

$$\mathbf{C}(x^{a_{1:\ell}}, x^{b_{1:\ell}})^{-1} = \mathbf{U}_\ell^1 \mathbf{U}_\ell^2 \dots \mathbf{U}_\ell^{\ell-1} \mathbf{D}_\ell \mathbf{L}_\ell^{\ell-1} \dots \mathbf{L}_\ell^2 \mathbf{L}_\ell^1, \quad (18)$$

where

$$\mathbf{L}_\ell^i = \begin{bmatrix} \mathcal{I}_i & & & & & & & & & & \\ & \frac{1}{x^{a_{i+1}} + x^{a_1}} & & & & & & & & & \\ & & \ddots & & & & & & & & \\ & & & \ddots & & & & & & & \\ & & & & \frac{1}{x^{a_\ell} + x^{a_{\ell-i}}} & & & & & & \end{bmatrix} \begin{bmatrix} \mathcal{I}_{i-1} & & & & & & & & & & \\ & e(x) & & & & & & & & & \\ & x^{a_1} + x^{b_i} & x^{a_{i+1}} + x^{b_i} & & & & & & & & \\ & & & \ddots & & & & & & & \\ & & & & \ddots & & & & & & \\ & & & & & x^{a_{\ell-i}} + x^{b_i} & x^{a_\ell} + x^{b_i} & & & & \end{bmatrix},$$

$$\mathbf{U}_\ell^i = \begin{bmatrix} \mathcal{I}_{i-1} & & & & & & & & & & \\ & e(x) & x^{a_i} + x^{b_1} & & & & & & & & \\ & & 0 & x^{a_i} + x^{b_{i+1}} & \ddots & & & & & & \\ & & & & \ddots & x^{a_i} + x^{b_{\ell-i}} & & & & & \\ & & & & & x^{a_i} + x^{b_\ell} & & & & & \end{bmatrix} \begin{bmatrix} \mathcal{I}_i & & & & & & & & & & \\ & \frac{1}{x^{b_1} + x^{b_{i+1}}} & & & & & & & & & \\ & & \ddots & & & & & & & & \\ & & & \ddots & & & & & & & \\ & & & & & \frac{1}{x^{b_{\ell-i}} + x^{b_\ell}} & & & & & \end{bmatrix},$$

for $i = 1, 2, \dots, \ell - 1$, and

$$\mathbf{D}_\ell = \text{diag}\{x^{a_1} + x^{b_1}, x^{a_2} + x^{b_2}, \dots, x^{a_\ell} + x^{b_\ell}\}. \quad (19)$$

Next we give an example of the factorization. Considering $\ell = 2$, the matrix $\mathbf{C}(x^{a_{1:2}}, x^{b_{1:2}})^{-1}$ can be factorized into

$$\mathbf{U}_2^1 \cdot \mathbf{D}_2 \cdot \mathbf{L}_2^1 = \begin{bmatrix} e(x) & x^{a_1} + x^{b_1} \\ 0 & x^{a_1} + x^{b_2} \end{bmatrix} \begin{bmatrix} e(x) & 0 \\ 0 & \frac{1}{x^{b_1} + x^{b_2}} \end{bmatrix} \\ \begin{bmatrix} x^{a_1} + x^{b_1} & 0 \\ 0 & x^{a_2} + x^{b_2} \end{bmatrix} \begin{bmatrix} e(x) & 0 \\ 0 & \frac{1}{x^{a_2} + x^{a_1}} \end{bmatrix} \begin{bmatrix} e(x) & 0 \\ x^{a_1} + x^{b_1} & x^{a_2} + x^{b_1} \end{bmatrix}.$$

Based on the factorization in Theorem 8, we have a fast algorithm for solving a Cauchy system of linear equations over C_p as that given in [27] for a field. Given an $\ell \times \ell$ linear system in Cauchy matrix form

$$\mathbf{C}(x^{a_{1:\ell}}, x^{b_{1:\ell}})\mathbf{s} = \mathbf{c}, \quad (20)$$

where $\mathbf{s} = (s_1(x), s_2(x), \dots, s_\ell(x))^t$ is a column of length ℓ over C_p and $\mathbf{c} = (c_1(x), c_2(x), \dots, c_\ell(x))^t$ is a column of length ℓ over C_p . We can solve the equation for \mathbf{s} , given $\mathbf{C}(x^{a_{1:\ell}}, x^{b_{1:\ell}})$ and \mathbf{c} , by computing

$$\mathbf{U}_\ell^1 \mathbf{U}_\ell^2 \dots \mathbf{U}_\ell^{\ell-1} \mathbf{D}_\ell \mathbf{L}_\ell^{\ell-1} \dots \mathbf{L}_\ell^2 \mathbf{L}_\ell^1 \mathbf{c}. \quad (21)$$

The pseudocode is stated in Algorithm 1.

B. Decoding Algorithm of Erasures

We now describe the decoding procedure of any $\rho \leq r$ erasures for the array codes $\mathcal{C}(k, r, p)$. Suppose that γ information columns $a_1, a_2, \dots, a_\gamma$ and δ parity columns $b_1, b_2, \dots, b_\delta$ erased with $0 \leq a_1 < a_2 < \dots < a_\gamma \leq k - 1$ and $0 \leq b_1 < b_2 < \dots < b_\delta \leq r - 1$, where $k \geq \gamma \geq 0$, $r \geq \delta \geq 0$ and $\gamma + \delta = \rho \leq r$. Let

$$\mathcal{A} := \{0, 1, \dots, k - 1\} \setminus \{a_1, a_2, \dots, a_\gamma\}$$

be set of the indices of the available information columns, and let

$$\mathcal{B} := \{0, 1, \dots, r - 1\} \setminus \{b_1, b_2, \dots, b_\delta\}$$

Algorithm 1 Solving a Cauchy linear system over C_p .

Inputs:

Positive integer ℓ , prime number $p > 2$, the values of $\mathbf{c} = (c_1(x), c_2(x), \dots, c_\ell(x))^t$, a_1, a_2, \dots, a_ℓ and b_1, b_2, \dots, b_ℓ .

Outputs:

The values of $\mathbf{s} = (s_1(x), s_2(x), \dots, s_\ell(x))^t$.

Require: All 2ℓ distinct non-negative integers $a_1, \dots, a_\ell, b_1, \dots, b_\ell$ are less than p .

```

1: for  $i = 1, 2, \dots, \ell$  do
2:    $s_i(x) = c_i(x)$ .
3: for  $i = 1, 2, \dots, \ell - 1$  do
4:   for  $j = i + 1, i + 2, \dots, \ell$  do
5:      $s_j(x) = (x^{a_{j-i}} + x^{b_i})s_{j-1}(x) + (x^{a_j} + x^{b_i})s_j(x)$ .
6:   for  $j = i + 1, i + 2, \dots, \ell$  do
7:      $s_j(x) = \frac{1}{x^{a_j} + x^{a_{j-i}}} s_j(x)$ .
8: for  $i = 1, 2, \dots, \ell$  do
9:    $s_i(x) = (x^{a_i} + x^{b_i})s_i(x)$ .
10: for  $i = \ell - 1, \ell - 2, \dots, 1$  do
11:   for  $j = i + 1, i + 2, \dots, \ell$  do
12:      $s_j(x) = \frac{1}{x^{b_{j-i}} + x^{b_j}} s_j(x)$ .
13:   for  $j = 1, 2, \dots, \ell$  do
14:     if  $j - i = 0$  then
15:        $s_j(x) = s_j(x) + (x^{a_i} + x^{b_{j-i+1}})s_{j+1}(x)$ .
16:     if  $\ell - 1 \geq j - i \geq 1$  then
17:        $s_j(x) = (x^{a_i} + x^{b_j})s_j(x) + (x^{a_i} + x^{b_{j-i+1}})s_{j+1}(x)$ .
18:    $s_\ell(x) = (x^{a_i} + x^{b_\ell})s_\ell(x)$ .

```

be set of the indices of the available parity columns.

We want to first recover the lost information columns by reading $k - \gamma$ information columns with indices $i_1, i_2, \dots, i_{k-\gamma} \in \mathcal{A}$, and γ parity columns with indices $\ell_1, \ell_2, \dots, \ell_\gamma \in \mathcal{B}$, and then recover the failure parity column by multiplying the corresponding encoding vector and the k

data polynomials.

For $\tau = 1, 2, \dots, k - \gamma$, we add the extra parity-check bit for information column i_τ to obtain the data polynomial

$$s_{i_\tau}(x) = s_{0,i_\tau} + s_{1,i_\tau}x + \dots + s_{p-2,i_\tau}x^{p-2} + \left(\sum_{j=0}^{p-2} s_{j,i_\tau}\right)x^{p-1}.$$

For $h = 1, 2, \dots, \gamma$, since the coded polynomial $c_{\ell_h}(x) \in C_p$, we have

$$c_{\ell_h}(x) = c_{0,\ell_h} + c_{1,\ell_h}x + \dots + c_{p-2,\ell_h}x^{p-2} + \left(\sum_{j=0}^{p-2} c_{j,\ell_h}\right)x^{p-1}.$$

Let $p_{\ell_1}(x), p_{\ell_2}(x), \dots, p_{\ell_\gamma}(x)$ be the polynomials by subtracting the chosen $k - \gamma$ data polynomials $s_{i_1}(x), s_{i_2}(x), \dots, s_{i_{k-\gamma}}(x)$ from γ coded polynomials $c_{\ell_1}(x), c_{\ell_2}(x), \dots, c_{\ell_\gamma}(x)$, i.e.,

$$p_{\ell_h}(x) \triangleq c_{\ell_h}(x) + \sum_{j=1}^{k-r} \frac{1}{x^{\ell_h} + x^{\ell_h+i_j+r-1}} s_{i_j}(x), \quad (22)$$

for $h = 1, 2, \dots, \gamma$. We can obtain the γ information erasures by solving the following system of linear equations

$$\begin{bmatrix} \frac{1}{x^{\ell_1+x^{a_1+r}}} & \frac{1}{x^{\ell_1+x^{a_2+r}}} & \cdots & \frac{1}{x^{\ell_1+x^{a_\gamma+r}}} \\ \frac{1}{x^{\ell_2+x^{a_1+r}}} & \frac{1}{x^{\ell_2+x^{a_2+r}}} & \cdots & \frac{1}{x^{\ell_2+x^{a_\gamma+r}}} \\ \vdots & \vdots & \ddots & \vdots \\ \frac{1}{x^{\ell_\gamma+x^{a_1+r}}} & \frac{1}{x^{\ell_\gamma+x^{a_2+r}}} & \cdots & \frac{1}{x^{\ell_\gamma+x^{a_\gamma+r}}} \end{bmatrix} \begin{bmatrix} s_{a_1}(x) \\ s_{a_2}(x) \\ \vdots \\ s_{a_\gamma}(x) \end{bmatrix} = \begin{bmatrix} p_{\ell_1}(x) \\ p_{\ell_2}(x) \\ \vdots \\ p_{\ell_\gamma}(x) \end{bmatrix}. \quad (23)$$

The above system of linear equations is with the form of (20) such that Algorithm 1 can be applied to obtain the γ failure data polynomials. Then we can recover the δ coded polynomials by multiplying the corresponding encoding vectors and k data polynomials.

C. Computation Complexity of Linear System in Cauchy Matrix

1) *Algorithm for division:* In computing the coded polynomial in (14) and in Algorithm 1, we should compute many divisions of the form $\frac{s(x)}{x^t + x^{t+b}}$, where $s(x) \in C_p$, b and t are non-negative integers such that $b + t < p$. Let's first consider the calculation of

$$\frac{s(x)}{x^t + x^{t+b}} = c(x) \pmod{(1 + x^p)}, \quad (24)$$

where $s(x) \in C_p$ and $c(x) \in R_p$. If $c(x) \notin C_p$, we can take $c(x) + h(x)$, which is in C_p , instead. Later we will show that the above step is not necessary in encoding and decoding processes if

Algorithm 2 Solving the division given in (24).

Inputs:

Non-negative integers b, t and s_0, s_1, \dots, s_{p-1} , where $s_i \in \{0, 1\}$ for $i = 0, 1, \dots, p-1$.

Outputs:

c_0, c_1, \dots, c_{p-1} , where $c_i \in \{0, 1\}$ for $i = 0, 1, \dots, p-1$.

Require: Both $b + t < p$ and $s_0 + s_1 + \dots + s_{p-1} = 0$ hold.

- 1: $c_{p-1} = 0$.
- 2: $c_{p-b-1} = s_{(t-1) \bmod p}$.
- 3: $c_{b-1} = s_{(t+b-1) \bmod p}$.
- 4: **for** $i = 2, 3, \dots, p-2$ **do**
- 5: $c_{(p-ib-1) \bmod p} = s_{(t-(i-1)b-1) \bmod p} + c_{p-(i-1)b-1}$.
- 6: **if** $\sum_{i=0}^{p-1} c_i \neq 0$ **then**
- 7: **for** $i = 0, 1, \dots, p-1$ **do**
- 8: $c_i = c_i + 1$.

*Steps 6, 7, and 8 are deleted in simplified version.

we allow some coded polynomials to be of form $c(x) + h(x)$. The following lemma demonstrates an efficient method to compute (24).

Lemma 9. *The coefficients of $c(x)$ in (24) can be computed by Algorithm 2, where $t, b \geq 0$, $0 < b + t < p$, $s(x) = \sum_{i=0}^{p-1} s_i x^i \in C_p$, and $c(x) = \sum_{i=0}^{p-1} c_i x^i \in C_p$.*

Proof: By (24) and Lemma 2, we have

$$s(x) (x^{p-t}(1 + x^{2b} + x^{4b} + \dots + x^{(p-1)b})) = c(x) \pmod{(1 + x^p)}. \quad (25)$$

Multiplied by $x^t + x^{t+b}$, (25) becomes

$$s(x)(1 + h(x)) = c(x)(x^t + x^{t+b}) \pmod{(1 + x^p)}. \quad (26)$$

By (3), (26) is equivalent to

$$s(x) = c(x)(x^t + x^{t+b}) \pmod{(1 + x^p)}. \quad (27)$$

Then, the coefficients of $s(x)$ and $c(x)$ satisfy

$$\begin{aligned}
s_t &= c_0 + c_{p-b}, \\
s_{t+1} &= c_1 + c_{p-b+1}, \\
s_{(t+2) \bmod p} &= c_2 + c_{p-b+2}, \\
&\vdots \\
s_{(t-2) \bmod p} &= c_{p-2} + c_{p-b-2}, \\
s_{(t-1) \bmod p} &= c_{p-1} + c_{p-b-1}.
\end{aligned} \tag{28}$$

Recall that, given $s(x)$, t and b , there are two polynomials $c(x) = \sum_{i=0}^{p-1} c_i x^i$ and $c(x) + h(x) = \sum_{i=0}^{p-1} (c_i + 1)x^i$ such that

$$\left(\sum_{i=0}^{p-1} c_i x^i \right) (x^t + x^{t+b}) = \left(\sum_{i=0}^{p-1} (c_i + 1)x^i \right) (x^t + x^{t+b}) = s(x).$$

We can choose one coefficient c_i of $c(x)$ to be zero, and all the other coefficients can be computed iteratively. Specifically, in Algorithm 2, we let $c_{p-1} = 0$. Then we obtain $c_{p-b-1} = s_{(t-1) \bmod p}$ and $c_{b-1} = s_{(t+b-1) \bmod p}$. Substituting c_{p-b-1} into the corresponding equation in (28), we have

$$c_{(p-2b-1) \bmod p} = s_{(t-b-1) \bmod p} + c_{p-b-1}.$$

In general, we have

$$c_{(p-ib-1) \bmod p} = s_{(t-(i-1)b-1) \bmod p} + c_{(p-(i-1)b-1) \bmod p}$$

for $2 \leq i \leq p-2$. Note that each coefficient can be calculated iteratively with at most one XOR operation involved. Next we need to prove that

$$\{(p-ib-1) \bmod p \mid 1 \leq i \leq p-2\} = \{0, 1, 2, \dots, p-2\}.$$

First we prove that if $i \neq j$, then $(p-ib-1) \bmod p \neq (p-jb-1) \bmod p$. Assume that $(p-ib-1) \bmod p = (p-jb-1) \bmod p$ and $1 \leq j < i \leq p-2$. Then there exists an integer ℓ such that

$$p - jb - 1 = \ell p + p - ib - 1.$$

The above equation can be further reduced to

$$(i-j)b = \ell p.$$

Since either $b = 1$ or $b \not\equiv 1 \pmod{p}$, we have $(i - j) \not\equiv 0 \pmod{p}$. However, this is impossible due to the fact that $1 \leq j < i \leq p - 2$. Similarly, we can prove that, for $1 \leq i \leq p - 2$,

$$p - ib - 1 \pmod{p} \neq p - 1.$$

Hence, $\{(p - ib - 1) \pmod{p} \mid 1 \leq i \leq p - 2\} = \{0, 1, 2, \dots, p - 2\}$. Finally, if $\sum_{i=0}^{p-1} c_i \neq 0$, then $c(x) \notin C_p$; however, $c(x) + h(x) \in C_p$. ■

2) *Simplified algorithm for division:* Next, we prove that Steps 6, 7 and 8 in Algorithm 2 are not necessary. Hence, the computation complexity of Algorithm 2 can be reduced drastically. We name Algorithm 2 without Steps 6, 7 and 8 as simplified Algorithm 2.

Recall that, after dropping Steps 6 – 8 in Algorithm 2, the output of the algorithm might be $c(x) + h(x)$ instead of $c(x)$; however, we will show that the data polynomials can be recovered after performing the proposed decoding algorithm no matter which algorithm is performed.

Theorem 10. *The proposed decoding algorithm outputs the same data polynomials no matter Algorithm 2 or simplified Algorithm 2 is performed.*

Proof: According to Algorithm 1, there are two steps (Step 7 and Step 12) in it involve (simplified) Algorithm 2. In addition, after encoding, $c(x)$ might become $c(x) + h(x)$ when we applied simplified Algorithm 2 for encoding. When applying simplified Algorithm 2 in the encoding process, the coded polynomials might be $c(x) + h(x)$ instead of $c(x)$. Hence, the input of Algorithm 1 becomes $c_1(x) + a_1h(x), c_2(x) + a_2h(x), \dots, c_\ell(x) + a_\ell h(x)$, where $a_i \in \{0, 1\}$ for $1 \leq i \leq \ell$. Note that since $h(x)$ is the check polynomial of C_p , from (3), we have

$$s(x)(c(x) + h(x)) = s(x)c(x) \pmod{1 + x^p} \quad (29)$$

$\forall s(x) \in C_p$ and $c(x) \in R_p$. Hence, after performing Step 5 in Algorithm 1, $s_j \in C_p$ for $2 \leq j \leq \ell$. However, after performing Step 7, $s_j(x)$ might become $s_j(x) + h(x)$ for $2 \leq j \leq \ell$ due to performing simplified Algorithm 2. Again, after performing Step 9, the effect of $h(x)$ has eliminated according to (29). Similar argument can be applied for performing Step 12, Step 15 (or Step 17), and Step 18. Hence, we can conclude that the output of Algorithm 1 becomes the same no matter Algorithm 2 or simplified Algorithm 2 is applied. ■

3) *Computation complexity*: Recall that the coded polynomial $c_j(x)$, for $j = 0, 1, \dots, r-1$, is computed by

$$c_j(x) = \frac{1}{x^j + x^r} s_0(x) + \frac{1}{x^j + x^{r+1}} s_1(x) + \dots + \frac{1}{x^j + x^{k+r-1}} s_{k-1}(x). \quad (30)$$

Next we determine the computation complexity of the proposed decoding algorithm. With Lemma 9, we have that the last coefficient of polynomial $\frac{1}{x^j + x^{r+\ell}} s_\ell(x)$ is equal to 0, $\ell = 0, 1, \dots, k-1$. Therefore, the last coefficient $c_{p-1,j}$ of the coded polynomial $c_j(x)$ is equal to 0. Hence, there are $p-3$ XORs involved in computing $\frac{1}{x^j + x^{r+\ell}} s_\ell(x)$ by simplified Algorithm 2.

Note that, in Algorithm 1, we only need to compute three different operations: (i) multiplication of $c_i(x)$ and x^{ai} , (ii) division of the form $\frac{c_i(x)}{x^{aj} + x^{bj-i}}$, (iii) addition between $c_i(x)$ and $c_j(x)$. Hence, in Algorithm 1, there are total $4\ell(\ell-1) + 2\ell$ multiplications of the first type, $\ell(\ell-1)$ divisions of the second type and $\ell + 3\ell(\ell-1)$ additions.

The multiplication of x^i and a polynomial $s(x)$ over R_p can be obtained by cyclically shifting the polynomial $s(x)$ by i bits, which takes no XORs. The second operation over R_p requires $p-3$ XORs with performing simplified Algorithm 2. One addition needs p XORs. In Algorithm 1, Steps 4 and 5 are the computation of the right matrix of \mathbf{L}_ℓ^i and the column vector \mathbf{c} of length ℓ with each component being a polynomial in R_p , of which the complexity is at most $3(\ell-i)p$ XORs. In the resultant column vector \mathbf{c} , the first i components are in C_p and the last $\ell-i$ components are in C_p . Steps 6 to 7 calculate the left matrix of \mathbf{L}_ℓ^i and the above resultant column vector \mathbf{c} . As the last $\ell-i$ components are in C_p , all the divisions of the form $\frac{c_i(x)}{x^j + x^{j-i}}$ can be computed by simplified Algorithm 2, which takes $(\ell-i)(p-3)$ XORs. Recall that the last bit of polynomial $\frac{c_i(x)}{x^j + x^{j-i}}$ is zero, and the multiplication of $x^i + x^j$ and $\frac{c_i(x)}{x^j + x^{j-i}}$ thus requires $p-2$ XORs. Therefore, the total number of XORs involved in Steps 4 to 7 are

$$\underbrace{3p\ell(\ell-1)/2}_{\text{Steps 4 to 5}} + \underbrace{(p-3)\ell(\ell-1)/2}_{\text{Steps 6 to 7}}.$$

Steps 8 and 9 compute the multiplication of diagonal matrix \mathbf{D}_ℓ and the above resultant column vector, where the number of XORs involved are $p + (p-2)(\ell-1)$. Steps 11 and 12 compute multiplication of the right matrix of \mathbf{U}_ℓ^i and the above column vector, where $(p-3)\ell(\ell-1)/2$ XORs are required. Steps 13 to 18 calculate multiplication of the left matrix \mathbf{U}_ℓ^i and the above column vector, where $(2(p-2) + p)\ell(\ell-1)/2$ XORs are needed. Therefore, the total number

of XORs involved in Algorithm 1 over R_p is at most

$$\begin{aligned}
& \underbrace{3p\ell(\ell-1)/2}_{\text{Steps 4 to 5}} + \underbrace{(p-3)\ell(\ell-1)/2}_{\text{Steps 6 to 7}} + \underbrace{p + (p-2)(\ell-1)}_{\text{Steps 8 to 9}} + \\
& \underbrace{(p-3)\ell(\ell-1)/2}_{\text{Steps 11 to 12}} + \underbrace{(2(p-2) + p)\ell(\ell-1)/2}_{\text{Steps 13 to 18}} \\
& = 4\ell^2p - 3\ell p - 5\ell^2 + 3\ell + 2.
\end{aligned}$$

Adding overall parity-checks to $k - \gamma$ data polynomials takes $(k - \gamma)(p - 2)$ XORs. Computing γ polynomials in (22) requires $\gamma((k - \gamma)(p - 3) + (k - \gamma)(p - 1)) = \gamma(k - \gamma)(2p - 4)$ XORs. The number of XORs involved in solving the $\gamma \times \gamma$ Cauchy system is $4\gamma^2p - 3\gamma p - 5\gamma^2 + 3\gamma + 2$. In recovering the δ parity columns, there are $\delta(k(p - 3) + (k - 1)(p - 1))$ XORs involved. Therefore the decoding complexity of recovering γ information erasures and δ parity erasures is

$$(k - \gamma)(p - 2) + \gamma(k - \gamma)(2p - 4) + 4\gamma^2p - 3\gamma p - 5\gamma^2 + 3\gamma + 2 + \delta(k(p - 3) + (k - 1)(p - 1)) \text{ XORs.}$$

When $\delta = 0$, i.e., only information column fails, the decoding complexity is

$$(k - \gamma)(p - 2) + \gamma(k - \gamma)(2p - 4) + 4\gamma^2p - 3\gamma p - 5\gamma^2 + 3\gamma + 2 \text{ XORs.}$$

D. Example of Cauchy Array Codes

Consider Cauchy array codes $\mathcal{C}(3, 2, 5)$, where $k = 2, r = 2, p = 5$. There are two data polynomials $s_i(x) = s_{0,i} + s_{1,i}x + s_{2,i}x^2 + s_{3,i}x^3 + (s_{0,i} + s_{1,i} + s_{2,i} + s_{3,i})x^4$, for $i = 0, 1$. Two coded polynomials $c_0(x) = c_{0,0} + c_{1,0}x + c_{2,0}x^2 + c_{3,0}x^3 + c_{4,0}x^4$ and $c_1(x) = c_{0,1} + c_{1,1}x + c_{2,1}x^2 + c_{3,1}x^3 + c_{4,1}x^4$ are computed by

$$\begin{aligned}
c_0(x) & \triangleq \frac{1}{1+x^2}s_0(x) + \frac{1}{1+x^3}s_1(x), \\
c_1(x) & \triangleq \frac{1}{x+x^2}s_0(x) + \frac{1}{x+x^3}s_1(x).
\end{aligned}$$

$\frac{s(x)}{1+x^b}$ can be solved with 2 XORs by the simplified Algorithm 2. For $c(x) = \frac{s_0(x)}{1+x^2}$, we have $s_{0,0} = c_0 + c_3, s_{1,0} = c_1 + c_4, s_{2,0} = c_2 + c_0, s_{3,0} = c_3 + c_1$ and $s_{4,0} = c_4 + c_2$. First we set $c_4 = 0$, we have $c_1 = s_{1,0}$ and $c_2 = s_{4,0}$. Then we can compute $c_0 = s_{2,0} + s_{4,0}$ from $c_0 = s_{2,0} + c_2$, and $c_3 = c_0 + s_{0,0} = s_{2,0} + s_{4,0} + s_{0,0}$. The total number of XORs involved in computing $\frac{s_0(x)}{1+x^2}$ is 2.

The code given in the above example is shown in Table I. The last row of the array code in Table I does not need to be stored, as the last bit of each information column is the parity-check bit of the first $p - 1$ bits and the last bit of each parity column is zero.

TABLE I: The array code $\mathcal{C}(3, 2, 5)$.

Disk 0	Disk 1	Disk 2	Disk 3
$s_{0,0}$	$s_{0,1}$	$(s_{2,0} + s_{4,0}) + (s_{1,1} + s_{3,1} + s_{4,1})$	$(s_{0,0} + s_{1,0} + s_{3,0}) + (s_{0,1} + s_{3,1})$
$s_{1,0}$	$s_{1,1}$	$s_{1,0} + s_{4,1}$	$s_{1,0} + s_{2,1}$
$s_{2,0}$	$s_{2,1}$	$s_{4,0} + s_{2,1}$	$s_{4,0} + s_{0,1}$
$s_{3,0}$	$s_{3,1}$	$(s_{0,0} + s_{2,0} + s_{4,0}) + (s_{1,1} + s_{4,1})$	$(s_{1,0} + s_{3,0}) + (s_{0,1} + s_{1,1} + s_{3,1})$
$s_{4,0}$	$s_{4,1}$	0	0

Assume that two data polynomials $s_0(x), s_1(x)$ are $1 + x$ and $x + x^3$ respectively, then the two coded polynomials are computed as $c_0(x) = x$ and $c_1(x) = x + x^2 + x^3$.

By Theorem 8, the inverse matrix of the 2×2 Cauchy matrix can be factorized into

$$\mathbf{U}_2^1 \cdot \mathbf{D}_2 \cdot \mathbf{L}_2^1 = \begin{bmatrix} e(x) & 1 + x^2 \\ 0 & 1 + x^3 \end{bmatrix} \begin{bmatrix} e(x) & 0 \\ 0 & \frac{1}{x^2 + x^3} \end{bmatrix} \cdot \begin{bmatrix} 1 + x^2 & 0 \\ 0 & x + x^3 \end{bmatrix} \cdot \begin{bmatrix} e(x) & 0 \\ 0 & \frac{1}{1+x} \end{bmatrix} \begin{bmatrix} e(x) & 0 \\ 1 + x^2 & x + x^2 \end{bmatrix}.$$

We can check that the two data polynomials can be recovered by

$$\begin{aligned}
& \mathbf{U}_2^1 \cdot \mathbf{D}_2 \cdot \mathbf{L}_2^1 \cdot \begin{bmatrix} x \\ x + x^2 + x^3 \end{bmatrix} \\
= & \mathbf{U}_2^1 \cdot \mathbf{D}_2 \cdot \begin{bmatrix} e(x) & 0 \\ 0 & \frac{1}{1+x} \end{bmatrix} \begin{bmatrix} e(x) & 0 \\ 1 + x^2 & x + x^2 \end{bmatrix} \begin{bmatrix} x \\ x + x^2 + x^3 \end{bmatrix} \\
= & \mathbf{U}_2^1 \cdot \mathbf{D}_2 \cdot \begin{bmatrix} e(x) & 0 \\ 0 & \frac{1}{1+x} \end{bmatrix} \begin{bmatrix} x \\ 1 + x + x^2 + x^3 \end{bmatrix} \\
= & \mathbf{U}_2^1 \cdot \begin{bmatrix} 1 + x^2 & 0 \\ 0 & x + x^3 \end{bmatrix} \cdot \begin{bmatrix} x \\ 1 + x^2 \end{bmatrix} \\
= & \begin{bmatrix} e(x) & 1 + x^2 \\ 0 & 1 + x^3 \end{bmatrix} \begin{bmatrix} e(x) & 0 \\ 0 & \frac{1}{x^2+x^3} \end{bmatrix} \cdot \begin{bmatrix} x + x^3 \\ 1 + x \end{bmatrix} \\
= & \begin{bmatrix} e(x) & 1 + x^2 \\ 0 & 1 + x^3 \end{bmatrix} \cdot \begin{bmatrix} x + x^3 \\ x^3 \end{bmatrix} \\
= & \begin{bmatrix} 1 + x \\ x + x^3 \end{bmatrix},
\end{aligned}$$

with 32 XORs involved.

V. PERFORMANCE COMPARISONS

In this section, we evaluate the encoding/decoding complexities for the proposed $\mathcal{C}(k, r, p)$ as well as other existing Cauchy family array codes, such as Rabin-like code [12], Circulant Cauchy codes [15] and CRS code [14], which is widely employed in many practical distributed storage systems such as Facebook data centers [29].

CRS code is constructed by Cauchy matrices [30]. It uses projections that convert the operations of finite field multiplication into XORs. This leads to reduction on coding complexity because the standard RS algorithm [30] consumes most of the time over finite field multiplications. As the state-of-the-art works in correcting 4 or more erasures, Rabin-like code, Circulant Cauchy codes and CRS code are used as main comparison to the proposed codes. Note that the coding algorithm of CRS code involves Cauchy matrices, and it is hard to calculate the

exact number of ones in the Cauchy matrices. We run simulations for CRS code and record the average numbers from simulations to estimate the encoding/decoding complexity.

We determine the *normalized encoding complexity* as the ratio of the encoding complexity to the number of information bits, and *normalized decoding complexity* as the ratio of the decoding complexity to the number of information bits.

A. Encoding Complexity

In the $(p-1) \times (k+r)$ array of code $\mathcal{C}(k, r, p)$, there are k information columns and r parity columns. First, we should compute a parity-check bit for each information column to obtain k data polynomials, with $k(p-2)$ XORs being involved. Second, we need to compute r coded polynomials by (14). There are $p-3$ XORs required to compute a division of form $x^t + x^{t+b}$ by simplified Algorithm 2. Each coded polynomial is generated by computing k divisions of form $1 + x^b$ and $k-1$ additions. As the last coefficient is zero (by Lemma 9), the $k-1$ additions takes $(k-1)(p-1)$ XORs. Therefore, $k(p-3) + (k-1)(p-1)$ XORs are required to obtain a coded polynomial. The total number of XORs required for construction r parity columns are $k(p-2) + r(2kp - 4k - p + 1)$, and the normalized encoding complexity is

$$\frac{k(p-2) + r(2kp - 4k - p + 1)}{k(p-1)}.$$

The normalized encoding complexity of Rabin-like code and Circulant Cauchy codes is the same, which is $3r - 2 + \frac{k-r}{k(p-1)}$ [15].

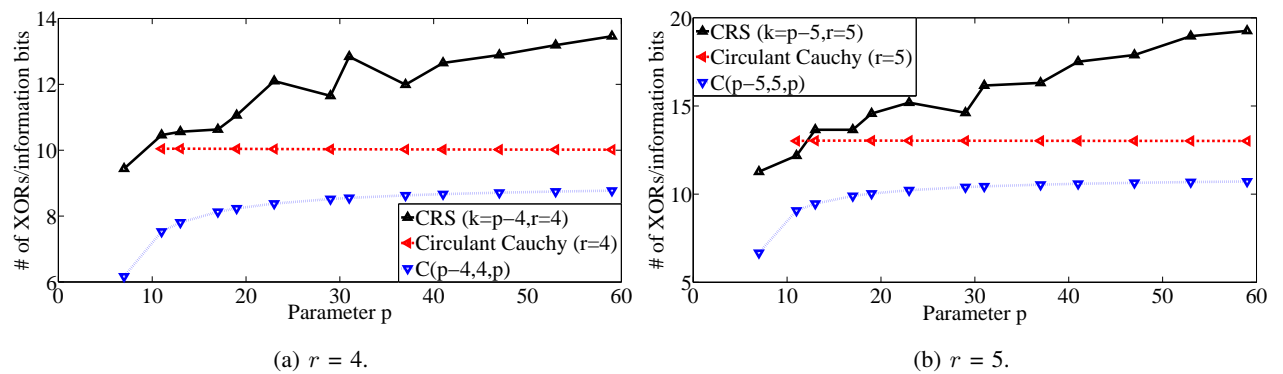


Fig. 2: The normalized encoding complexity. The complexity has been normalized to the number of information bits.

For fair comparison, we set $k = p - r$ for the three codes, we can thus have the normalized encoding complexity of the proposed $\mathcal{C}(p - r, r, p)$ as

$$\frac{(p - r)(p - 2) + r(2p(p - r) - 4(p - r) - p + 1)}{(p - r)(p - 1)}.$$

The normalized encoding complexities of Circulant Cauchy codes, CRS code and $\mathcal{C}(p - r, r, p)$ for $r = 4$ and $r = 5$ are shown in Fig. 2. For all the values of parameter p , the encoding complexity of $\mathcal{C}(p - r, r, p)$ is less than those of Circulant Cauchy codes and CRS codes. Note that the difference between the proposed code and others becomes larger when r increases. When $r = 4$, the reduction on the encoding complexity of $\mathcal{C}(p - 4, 4, p)$ over Circulant Cauchy codes and CRS codes are 12.5%-38.0% and 23.6%-34.9%, respectively. When $r = 5$, they increases to 17.7%-47.8% and 25.6%-44.4%, respectively.

B. Decoding Complexity

In the following, we evaluate the decoding complexity of the proposed array codes $\mathcal{C}(k, r, p)$, CRS codes and Circulant Cauchy codes. If no information column fails, then the decoding procedure of parity column failure can be viewed as a special case of the encoding procedure. Hence, we only consider the case with at least one information column fail.

We let $k = p - r$ for the three codes, and we have the normalized decoding complexity of the proposed $\mathcal{C}(p - r, r, p)$ as

$$\frac{(p - 2r)(p - 2) + r(p - 2r)(2p - 4) + 4r^2p - 3rp - 5r^2 + 3r + 2}{(p - r)(p - 1)}.$$

The authors in [15] gave the normalized decoding complexity of Circulant Cauchy codes as $\frac{3rp(p-r)+6r^2p}{(p-r)(p-1)}$.

The normalized decoding complexities of $r = 4$ and $r = 5$ are shown in Fig. 3. We observe that the decoding complexity of CRS codes increases as p increases, and the decoding complexity of Circulant Cauchy codes decreases while p increases, where r is fixed. However, the normalized decoding complexity of $\mathcal{C}(p - r, r, p)$ is almost the same for different values of p when r is constant. In general, the decoding complexity of $\mathcal{C}(p - r, r, p)$ is much less than that of CRS codes and Circulant Cauchy codes, and the complexity difference between $\mathcal{C}(p - r, r, p)$ and CRS codes becomes larger when p increases. When $r = 4$, the percentage of improvement over CRS codes and Circulant Cauchy codes varies between 15.4% and 47.9%, and 33.6%-60.5%,

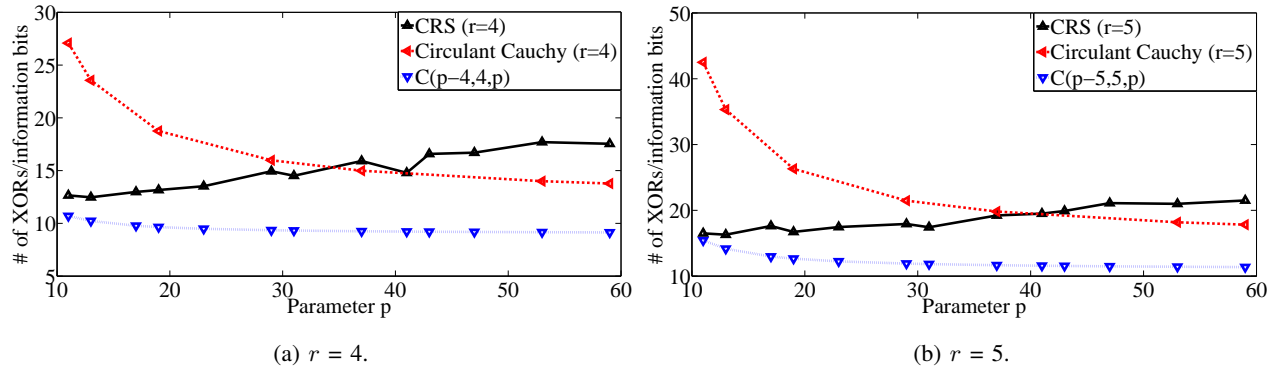


Fig. 3: The normalized decoding complexity. The complexity has been normalized to the number of information bits.

respectively. When $r = 5$, the percentage of improvement over CRS codes and Circulant Cauchy codes varies between 6.5% and 47.1%, and 36.2%-63.7%, respectively.

VI. CONCLUSION

We propose a construction of Cauchy array codes over a specific binary cyclic ring which employ XOR and bit-wise cyclic shifts. These codes have been proved with MDS property. We present an LU factorization of Cauchy matrix over the binary cyclic ring and propose an efficient decoding algorithm based on the LU factorization of Cauchy matrix. We show that the proposed Cauchy array code improve the encoding complexity and decoding complexity over existing codes.

We conclude with few future work. In the constructed array codes, the parameter p is restricted to be a special class of prime number. It could be interesting to find out whether there exist MDS Cauchy array codes without this restriction. When there is a single column fails, the total number of bits downloaded from the surviving columns is termed as repair bandwidth. How to recover the failed column with repair bandwidth as little as possible is another interesting future work.

REFERENCES

- [1] D. A. Patterson, P. Chen, G. Gibson, and R. H. Katz, "Introduction to Redundant Arrays of Inexpensive Disks (RAID)," in *Proc. IEEE COMPCON*, vol. 89, 1989, pp. 112–117.

- [2] P. M. Chen, E. K. Lee, G. A. Gibson, R. H. Katz, and D. A. Patterson, "RAID: high-performance, reliable secondary storage," University of California at Berkeley, Berkeley, Tech. Rep. CSD 03-778, 1993.
- [3] P. Corbett, B. English, A. Goel, T. Grcanac, S. Kleiman, J. Leong, and S. Sankar, "Row-diagonal parity for double disk failure correction," in *Proc. of the 3rd USENIX Conf. on File and Storage Technologies (FAST)*, 2004, pp. 1–14.
- [4] M. Blaum, J. Brady, J. Bruck, and J. Menon, "EVENODD: An efficient scheme for tolerating double disk failures in RAID architectures," *IEEE Trans. Computers*, vol. 44, no. 2, pp. 192–202, 1995.
- [5] A. H. Leventhal, "Triple-parity RAID and beyond," *Comm. of the ACM*, vol. 53, no. 1, pp. 58–63, January 2010.
- [6] M. Blaum, J. Bruck, and A. Vardy, "MDS array codes with independent parity symbols," *IEEE Trans. Information Theory*, vol. 42, no. 2, pp. 529–542, 1996.
- [7] L. Xiang, Y. Xu, J. Lui, and Q. Chang, "Optimal recovery of single disk failure in RDP code storage systems," in *ACM SIGMETRICS Performance Evaluation Rev.*, vol. 38, no. 1. ACM, 2010, pp. 119–130.
- [8] M. Blaum, J. Brady, J. Bruck, J. Menon, and A. Vardy, "The EVENODD code and its generalization," *High Performance Mass Storage and Parallel I/O*, pp. 187–208, 2001.
- [9] C. Huang and L. Xu, "STAR: An efficient coding scheme for correcting triple storage node failures," *IEEE Trans. Computers*, vol. 57, no. 7, pp. 889–901, 2008.
- [10] Y. Wang, G. Li, and X. Zhong, "Triple-Star: A coding scheme with optimal encoding complexity for tolerating triple disk failures in RAID," *International Journal of innovative Computing, Information and Control*, vol. 3, pp. 1731–1472, 2012.
- [11] M. Blaum, "A family of MDS array codes with minimal number of encoding operations," in *IEEE Int. Symp. on Inf. Theory*, 2006, pp. 2784–2788.
- [12] G.-L. Feng, R. H. Deng, F. Bao, and J.-C. Shen, "New efficient MDS array codes for RAID. Part II. Rabin-like codes for tolerating multiple ($= 4$) disk failures," *IEEE Trans. Computers*, vol. 54, no. 12, pp. 1473–1483, 2005.
- [13] M. Blaum, J. Brady, J. Bruck, J. Menon, and A. Vardy, "The EVENODD code and its generalization: An efficient scheme for tolerating multiple disk failures in RAID architectures," in *High Performance Mass Storage and Parallel I/O*. Wiley-IEEE Press, 2002, ch. 8, pp. 187–208.
- [14] J. Blomer, M. Kalfane, R. Karp, M. Karpinski, M. Luby, and D. Zuckerman, "An XOR-based erasure-resilient coding scheme," *Proc ACM Sigcomm*, 1999.
- [15] C. Schindelhauer and C. Ortof, "Maximum distance separable codes based on circulant Cauchy matrices," in *Structural Information and Communication Complexity*. Springer, 2013, pp. 334–345.
- [16] J. S. Plank and L. Xu, "Optimizing Cauchy Reed-Solomon codes for fault-tolerant network storage applications." in *IEEE International Symposium on Network Computing and Applications*, 2006, pp. 173–180.
- [17] M. Blaum and R. M. Roth, "On lowest density MDS codes," *IEEE Transactions on Information Theory*, vol. 45, no. 1, pp. 46–59, 1999.
- [18] J. S. Plank, J. Luo, C. D. Schuman, L. Xu, and Z. Wilcox-O’Hearn, "A performance evaluation and examination of open-source erasure coding libraries for storage," in *Proceedings of Conference on File & Storage Technologies*, 2009, pp. 253–265.
- [19] J. S. Plank, S. Simmerman, and C. D. Schuman, "Jerasure: A library in C/C++ facilitating erasure coding for storage applications-version 1.2," *University of Tennessee, Tech. Rep. CS-08-627*, vol. 23, 2008.
- [20] C. Huang, J. Li, and M. Chen, "On optimizing XOR-based codes for fault-tolerant storage applications," *ITW07 Information Theory Workshop IEEE*, pp. 218–223, 2005.

- [21] J. S. Plank, "XOR's, lower bounds and MDS codes for storage," *ITW07 Information Theory Workshop IEEE*, pp. 503 – 507, 2011.
- [22] J. L. Hafner, V. Deenadhayalan, K. K. Rao, and J. A. Tomlin, "Matrix methods for lost data reconstruction in erasure codes," in *Conference on Usenix Conference on File & Storage Technologies-volume*, 2005, pp. 183–196.
- [23] C. Yin, J. Wang, H. Lv, Z. Cui, L. Cheng, Q. Zhan, and T. Li, "Acoustic emission testing research of composites bearing based on neural network," in *Intelligent Human-Machine Systems and Cybernetics (IHMSC), 2011 International Conference on*, 2011, pp. 165–168.
- [24] J. S. Plank, C. D. Schuman, and B. D. Robison, "Heuristics for optimizing matrix-based erasure codes for fault-tolerant storage systems," in *2013 43rd Annual IEEE/IFIP International Conference on Dependable Systems and Networks (DSN)*, 2012, pp. 1–12.
- [25] G. Zhang, G. Wu, S. Wang, and J. Shu, "Caco: An efficient cauchy coding approach for cloud storage systems," *IEEE Transactions on Computers*, pp. 1–13, 2015.
- [26] S. T. J. Fenn, M. G. Parker, M. Benaissa, and D. Taylor, "Bit-serial multiplication in $GF(2^m)$ using irreducible all-one polynomials," *IEEE Proceedings on Computers and Digital Techniques*, vol. 144, no. 6, pp. 391–393, 1997.
- [27] T. Boros, T. Kailath, and V. Olshevsky, "A fast parallel björck–pereyra-type algorithm for solving Cauchy linear equations," *Linear Algebra and Its Applications*, vol. 302, pp. 265–293, 1999.
- [28] D. Calvetti and L. Reichel, "Factorizations of Cauchy matrices," *Journal of Computational and Applied Mathematics*, vol. 86, no. 1, pp. 103–123, 1997.
- [29] M. Sathiamoorthy, M. Asteris, D. Papailiopoulos, A. G. Dimakis, R. Vadali, S. Chen, and D. Borthakur, "XORing elephants: Novel erasure codes for big data," in *Proc. of the 39th Int. Conf. on Very Large Data Bases*, Trento, August 2013.
- [30] J. S. Plank *et al.*, "A tutorial on Reed-Solomon coding for fault-tolerance in RAID-like systems," *Softw., Pract. Exper.*, vol. 27, no. 9, pp. 995–1012, 1997.