

Optimal portfolio approximation on finite horizons

Rohini Kumar*

*Dept. Mathematics,
Wayne State University,
Detroit, MI 48202*

Hussein Nasrallah†

*Dept. Mathematics,
Wayne State University,
Detroit, MI 48202*

2nd Jul 2017

Abstract: Portfolio optimization is a well-known problem in mathematical finance concerned with selecting a portfolio which will maximize the expected terminal utility of an investor given today’s information and subject to some constraints. We consider a simple incomplete market and a general utility function in which the assumptions are based on those made in Nadtochiy and Zariphopoulou’s “An approximation scheme for solution to the optimal investment problem in incomplete markets” [10]. We find a closed-form formula for a portfolio under which the expected utility is close-to-optimal when the time horizon is small. As in [10], we work with the problem of portfolio optimization via its associated Hamilton-Jacobi-Bellman (HJB) equation. Specifically, we work with the “marginal HJB equation” given in [10]. We find a classical sub- and super-solution to the marginal HJB equation. A comparison principle argument for a logarithmic transformation of the marginal HJB equation yields the small time result. Extending the results to larger time horizons is then discussed.

1. Introduction

In this paper, we study the problem of portfolio optimization when the time horizon is small. For simplicity, we consider a financial market with two assets, one risky and one risk-free. Given a pair $(t, x) \in [0, T] \times (0, \infty)$ of initial time t and initial wealth x , an investor wishes to invest in such a way as to maximize her expected utility of wealth at time T given today’s information. Specifically, if $U_T(x)$ is a function modeling the investor’s utility of wealth at the terminal time T , then the investor wishes to choose a portfolio π which maximizes $E[U_T|\mathcal{F}_t]$ (\mathcal{F}_t being the sigma-algebra that informally represents information up to time t).

Under Markovian assumptions on the price process of the risky asset, this optimization problem can be studied via the associated HJB equation, as, for example, in [7, 8, 10, 15]. This portfolio optimization problem was first studied in a continuous time setting by Merton [8, 9] in a complete market. The utility maximization problem can also be studied using duality arguments as in [3, 5, 6, 13].

Portfolio optimization has also been studied under the assumption of an infinite time horizon, for example in [8, 9, 11, 12]. In [11, 12], the author studies the problem of optimal investment and consumption in an infinite time horizon assuming a model with stochastic interest rate and where risky asset price is a geometric Brownian motion.

Tehranchi [14] studied the problem under the assumption of an incomplete market, where the market is driven by two Brownian motions and the asset price is not necessarily Markovian. The absence of the Markovian structure precludes the use of the dynamic programming principle. By proving Hölder-type inequalities for functionals of correlated Brownian motions, Tehranchi [14] was able to study the portfolio optimization problem when the utility function is a product of a function of the wealth and a function of a correlated stochastic factor. Explicit formulas were obtained in [14] when the function of wealth is an exponential function, a logarithmic function, and a power function.

*rkumar@math.wayne.edu

†hussein.nasrallah@wayne.edu

In an incomplete market, few explicit formulas for the optimal portfolio exist in the literature and attempts have been made to obtain approximating formulas. We mention some of the work in this direction where the risky asset price model is Markovian and has correlated stochastic factors. In [15], the utility function is assumed to be of Constant Relative Risk Aversion (CRRA) type, i.e., a product of a power function in wealth and a function depending on the stochastic factor. Under this assumption, Zariphopoulou in [15] is able to obtain the value function in terms of the solution to a linear parabolic PDE. The results in [15] have proved useful for computing explicit formulas for specific examples. In [7], Lorig and Sircar consider the problem of portfolio optimization in finite horizon assuming a local stochastic volatility model for a risky asset. They use a Taylor series expansion of the model coefficients to obtain approximating formulas for the value function and optimal portfolio. While approximating formulas are obtained for general utility functions, accuracy of the approximation is established only in the case of power utilities. Fouque et al., in [4], assume a model with multiscale stochastic factors and by asymptotic analysis obtain approximating formulas for the optimal portfolio.

In [4, 7], well-posedness of the associated HJB equation is not established and the authors work under the assumption that the value function is the classical solution of the HJB equation with a sufficient degree of regularity. In [10], as well as in our paper, no such assumption is made. In [10], Nadochiy and Zariphopoulou state that their model is the “simplest and most direct extension” [10] to an incomplete market of the model introduced by Merton in [8, 9]. In this model, the utility function depends only on wealth. Instead of working directly with the associated HJB equation, the authors work with the marginal HJB equation, which they prove has a unique viscosity solution (see [2] for more information on viscosity solutions). Without assuming the value function satisfies the HJB equation, Nadochiy and Zariphopoulou, in [10], prove that the integral of the viscosity solution of the marginal HJB equation is indeed the value function. In addition, the authors derive approximations to the optimal portfolio which they term “ ϵ -optimal portfolios” [10].

In this paper, we find a closed-form formula for an approximation to the optimal portfolio in a small time horizon under a stochastic volatility model for the risky asset price. As the well-posedness of the associated HJB equation is not established, we do not assume the value function is a classical solution of the HJB equation. We instead work with the marginal HJB equation and its unique viscosity solution (the existence and uniqueness of which was established in [10]). Additionally, we do not assume a specific form for the utility function. We only assume that the asymptotic behavior of our utility function as wealth approaches 0 or ∞ is as a power function. Accuracy of the approximation is established. We then use the small time approximation to iteratively build an approximation on longer time horizons.

Our discussion and results are organized as follows: we state our model assumptions, as well as our assumptions on the behavior of the utility function and its derivatives, in section 2. The main theorem is proved in section 3. In section 4, we build our close-to-optimal portfolio and verify the degree of closeness. In section 5, we graphically illustrate our small time approximation by an example. The results in section 4 are then extended to longer time horizons in section 6 and applied to an example.

2. Model and Assumptions

We consider the model in [10] and recall the relevant assumptions from [10] below.

Consider a market consisting of one risky asset (e.g., a stock) with price process S_t and one riskless asset (e.g., a bond). The price process of the risky asset satisfies

$$dS_t = \mu(Y_t)S_t dt + \sigma(Y_t)S_t dW_t^1, \quad (2.1)$$

where Y_t is a stochastic factor which evolves as

$$dY_t = b(Y_t) dt + a(Y_t)(\rho dW_t^1 + \sqrt{1 - \rho^2} dW_t^2). \quad (2.2)$$

The vector $W_t = (W_t^1, W_t^2)$ is a two-dimensional standard Brownian motion adapted to the natural filtration $(\mathcal{F}_t)_{t \in [0, T]}$ given by $\mathcal{F}_t = \sigma(W_s : 0 \leq s \leq t)$, and ρ satisfies $-1 < \rho < 1$. We also define the Sharpe ratio $\lambda(Y_t) := \frac{\mu(Y_t) - r}{\sigma(Y_t)}$, where r is the risk free interest rate.

Assumption 2.1 (Model Assumptions). Denote as $C(\mathbb{R})$ the space of continuous functions $f : \mathbb{R} \rightarrow \mathbb{R}$, while $C^k(\mathbb{R})$ is the space of k -times continuously differentiable functions $g : \mathbb{R} \rightarrow \mathbb{R}$ (for $k \geq 1, k \in \mathbb{N}$). The coefficients in the stochastic differential equations (SDEs) (2.1) and (2.2), as well as λ , satisfy the following conditions (as in Assumption 1 of [10]):

1. $\mu, \sigma \in C(\mathbb{R})$ with σ strictly positive.
2. $b \in C^1(\mathbb{R})$ and $\lambda, a \in C^2(\mathbb{R})$ with a strictly positive.
3. There exists a constant $c_1 > 0$ such that

$$|a| + \left|\frac{1}{a}\right| + |a'| + |a''| + |b| + |b'| + |\lambda| + |\lambda'| + |\lambda''| \leq c_1.$$

Assumption 2.2 (Utility Assumptions). As in [10], we denote our terminal utility function by $U_T(x)$. We assume $U_T(x)$ is a strictly increasing, concave function belonging to $C^5(\mathbb{R})$. In addition, we define

$$u(x) := U_T'(x) \tag{2.3}$$

and

$$R(x) := \frac{1}{2} \frac{(u(x))^2 u''(x)}{(u'(x))^2} - u(x) = -\frac{1}{2} \frac{d}{dx} \left(\frac{u^2(x)}{u'(x)} \right), \tag{2.4}$$

and make the following assumptions (for a fixed positive $\gamma \neq 1$):

$$0 < \inf_{x>0} (x^\gamma u(x)) \leq \sup_{x>0} (x^\gamma u(x)) < \infty \tag{2.5}$$

$$0 < \inf_{x>0} (x^\gamma |R(x)|) \leq \sup_{x>0} (x^\gamma |R(x)|) < \infty \tag{2.6}$$

$$0 < \inf_{x>0} \left(\frac{-xu'(x)}{u(x)} \right) \leq \sup_{x>0} \left(\frac{-xu'(x)}{u(x)} \right) < \infty \tag{2.7}$$

$$0 < \inf_{x>0} (x^{1+\gamma} |R'(x)|) \leq \sup_{x>0} (x^{1+\gamma} |R'(x)|) < \infty \tag{2.8}$$

$$0 < \inf_{x>0} (x^{2+\gamma} |u''(x)|) \leq \sup_{x>0} (x^{2+\gamma} |u''(x)|) < \infty \tag{2.9}$$

$$0 < \inf_{x>0} (x^{2+\gamma} |R''(x)|) \leq \sup_{x>0} (x^{2+\gamma} |R''(x)|) < \infty \tag{2.10}$$

$$e^{(1+\gamma)z} u'(e^z) \text{ is uniformly continuous in } z \in \mathbb{R}. \tag{2.11}$$

We note that (2.6), (2.8), (2.9), and (2.10) are assumptions not made in [10].

Remark 2.1. One example of a terminal utility which satisfies Assumption 2.2 is $U_T(x) = \frac{x^{1-\gamma}}{1-\gamma}$. These assumptions allow for any strictly increasing, concave utility function in $C^5(\mathbb{R})$ that behaves as a power function asymptotically as wealth approaches 0 and ∞ .

As the investor will be investing in one risky and one risk-free asset, π_t will denote the discounted amount of wealth invested into the risky asset at time t . We wish to consider only self-financing trading strategies, and thus, denoting by π_t^0 the discounted amount of wealth invested in the risk-free asset, choosing π_t necessarily implies the value of π_t^0 . Because of this, as in [10], we will identify each trading strategy with the amount π_t invested in the risky asset. From this we can define the discounted wealth process $X_t^\pi := \pi_t + \pi_t^0$. This process evolves in the following way

$$dX_t^\pi = \sigma(Y_t) \pi_t (\lambda(Y_t) ds + dW_t^1) \text{ for } t \in [0, T]. \tag{2.12}$$

Definition 2.1 (Admissible Trading Strategies). The only strategies considered will be *admissible* strategies, meaning:

1. π_t is progressively measurable with respect to the natural filtration of our two-dimensional Brownian motion.
2. π_t is locally square integrable and $E \int_0^T \sigma_s^2 \pi_s^2 ds < \infty$.
3. Given an initial wealth $x \in (0, \infty)$, the discounted wealth process (2.12) is strictly positive for all $t \in [0, T]$ (so that the investor is never in debt).
4. If $\gamma \geq 1$ in Assumption 2.2, then $E \int_0^T (X_s^\pi)^{-p} (1 + \pi_s^2) ds < \infty$ for every $p \geq 0$.

Denoting the set of admissible trading strategies as \mathcal{A} , we define the **value function**, $J(t, x, y)$, as

$$J(t, x, y) := \operatorname{ess\,sup}_{\pi \in \mathcal{A}} E[U_T(X_T^\pi) | X_t^\pi = x, Y_t = y]. \quad (2.13)$$

The value function J is formally a solution to the Hamilton-Jacobi-Bellman (HJB) equation given by

$$\begin{cases} U_t + \max_{\pi} \left(\frac{1}{2} \sigma^2(y) \pi^2 U_{xx} + \pi (\sigma(y) \lambda(y) U_x + \rho \sigma(y) a(y) U_{xy}) \right) \\ \quad + \frac{1}{2} a^2(y) U_{yy} + b(y) U_y = 0, & \text{for } (t, x, y) \in (0, T) \times (0, \infty) \times \mathbb{R}, \\ U(T, x, y) = U_T(x), & \text{for } (x, y) \in (0, \infty) \times \mathbb{R}. \end{cases} \quad (2.14)$$

It is easy to see that the expression being maximized in (2.14) achieves its maximum at the portfolio given by

$$\pi(t, x, y) = \frac{-\lambda(y) U_x(t, x, y) - \rho a(y) U_{xy}(t, x, y)}{\sigma(y) U_{xx}(t, x, y)}. \quad (2.15)$$

The optimal strategy is thus $\pi_t := \pi(t, X_t^\pi, Y_t)$ for $t \in [0, T]$. Substituting the maximizing portfolio (2.15) in equation (2.14) gives

$$U_t - \frac{1}{2} \frac{(\lambda(y) U_x + \rho a(y) U_{xy})^2}{U_{xx}} + \frac{1}{2} a^2(y) U_{yy} + b(y) U_y = 0. \quad (2.16)$$

It is from (2.16) that the authors in [10] derive the **marginal HJB equation**. Define $V(t, x, y) := U_x(t, x, y)$. Formally differentiating equation (2.16) partially with respect to x yields the marginal HJB equation

$$\begin{cases} V_t + \frac{1}{2} \left(\frac{\lambda(y) V + \rho a(y) V_y}{V_x} \right)^2 V_{xx} - \frac{\lambda(y) V + \rho a(y) V_y}{V_x} \rho a(y) V_{xy} \\ \quad + \frac{1}{2} a^2(y) V_{yy} - \lambda^2(y) V + (b(y) - \lambda(y) \rho a(y)) V_y = 0, & \text{for } (t, x, y) \in [0, T] \times (0, \infty) \times \mathbb{R}, \\ V(T, x, y) = U'_T(x), & \text{for } (x, y) \in (0, \infty) \times \mathbb{R}. \end{cases} \quad (2.17)$$

In [10], it is shown that (2.17) has a unique viscosity solution. While the question of well-posedness of the HJB equation (2.14) remains unresolved, the authors in [10] are successful in obtaining “ ϵ -optimal” portfolios by working with the marginal HJB equation.

3. Main theorem

Theorem 3.1. *Let $V(t, x, y)$ be the unique viscosity solution of (2.17), and let $u(x)$ and $R(x)$ be as defined in (2.3) and (2.4), respectively. Suppose Assumptions 2.1 and 2.2 hold for some fixed, positive $\gamma \neq 1$. Then there exist constants $c_2 > 0$ and $0 < \delta < \min\{1, T\}$, such that*

$$|V(t, x, y) - (u(x) + (T - t) \lambda^2(y) R(x))| \leq c_2 (T - t)^2 x^{-\gamma}, \quad \text{for } (t, x, y) \in (T - \delta, T) \times (0, \infty) \times \mathbb{R}. \quad (3.1)$$

Remark 3.1. Note that if $T < \delta$, then (3.1) holds for all $t \in [0, T]$.

Proof. Consider the marginal HJB equation (2.17)

$$\begin{cases} V_t + H(y, V, V_x, V_y, V_{xx}, V_{xy}, V_{yy}) = 0, & \text{for } (t, x, y) \in (0, T) \times (0, \infty) \times \mathbb{R} \\ V(T, x, y) = u(x), & \text{for } (x, y) \in (0, \infty) \times \mathbb{R}, \end{cases}$$

where

$$\begin{aligned} H(y, V, V_x, V_y, V_{xx}, V_{xy}, V_{yy}) &= \frac{1}{2} \left(\frac{\lambda(y)V + \rho a(y)V_y}{V_x} \right)^2 V_{xx} \\ &\quad - \frac{\lambda(y)V + \rho a(y)V_y}{V_x} \rho a(y)V_{xy} \\ &\quad + \frac{1}{2} a^2(y)V_{yy} - \lambda^2(y)V + (b(y) - \lambda(y)\rho a(y))V_y. \end{aligned}$$

Reversing time via the transformation $t \mapsto (T - t)$ gives

$$\begin{cases} \tilde{V}_t - H(y, \tilde{V}, \tilde{V}_x, \tilde{V}_y, \tilde{V}_{xx}, \tilde{V}_{xy}, \tilde{V}_{yy}) = 0, & \text{for } (t, x, y) \in (0, T) \times (0, \infty) \times \mathbb{R} \\ \tilde{V}(0, x, y) = u(x), & \text{for } (x, y) \in (0, \infty) \times \mathbb{R}, \end{cases} \quad (3.2)$$

where $\tilde{V}(t, x, y) := V(T - t, x, y)$. Next, we scale time by ϵ via the transformation $t \mapsto \epsilon t$, giving

$$\begin{cases} V_t^\epsilon - \epsilon H(y, V^\epsilon, V_x^\epsilon, V_y^\epsilon, V_{xx}^\epsilon, V_{xy}^\epsilon, V_{yy}^\epsilon) = 0, & \text{for } (t, x, y) \in (0, T_1) \times (0, \infty) \times \mathbb{R} \\ V^\epsilon(0, x, y) = u(x), & \text{for } (x, y) \in (0, \infty) \times \mathbb{R}, \end{cases} \quad (3.3)$$

where $V^\epsilon(t, x, y) := \tilde{V}(\epsilon t, x, y)$ and $T_1 := T/\epsilon$.

We begin by constructing a classical sub- and super-solution \underline{V}^ϵ and \bar{V}^ϵ , respectively, such that $\underline{V}^\epsilon \leq V^\epsilon \leq \bar{V}^\epsilon$, where V^ϵ is the unique viscosity solution to (3.3). We find the functions \underline{V}^ϵ and \bar{V}^ϵ in the following steps:

STEP 1: We assume the solution V^ϵ to (3.3) has the formal expansion $V^\epsilon = V^{(0)} + \epsilon V^{(1)} + \epsilon^2 V^{(2)} + \dots$. Substituting this expansion into (3.3) and comparing coefficients of $O(1)$ and $O(\epsilon)$, we solve for $V^{(0)}$ and $V^{(1)}$.

STEP 2: We choose functions v_2 and \bar{v}_2 such that $\underline{V}^\epsilon = V^{(0)} + \epsilon V^{(1)} + \epsilon^2 v_2$ and $\bar{V}^\epsilon = V^{(0)} + \epsilon V^{(1)} + \epsilon^2 \bar{v}_2$ are a classical sub- and super-solution, respectively, of (3.3).

STEP 3: Using a comparison principle argument, we get $\underline{V}^\epsilon \leq V^\epsilon \leq \bar{V}^\epsilon$.

We now perform these steps.

STEP 1: We assume $V^\epsilon = V^{(0)} + \epsilon V^{(1)} + \epsilon^2 V^{(2)} + \dots$ and substitute this into (3.3) to obtain:

$$\begin{aligned} & V_t^{(0)} + \epsilon V_t^{(1)} + \epsilon^2 V_t^{(2)} + \dots \\ & - \epsilon \left[\frac{1}{2} \left(\frac{\lambda(y)(V^{(0)} + \epsilon V^{(1)} + \epsilon^2 V^{(2)} + \dots) + \rho a(y)(V_y^{(0)} + \epsilon V_y^{(1)} + \epsilon^2 V_y^{(2)} + \dots)}{V_x^{(0)} + \epsilon V_x^{(1)} + \epsilon V_x^{(2)} + \dots} \right)^2 (V_{xx}^{(0)} + \epsilon V_{xx}^{(1)} + \epsilon V_{xx}^{(2)} + \dots) \right. \\ & \quad \left. - \frac{\lambda(y)(V^{(0)} + \epsilon V^{(1)} + \epsilon^2 V^{(2)} + \dots) + \rho a(y)(V_y^{(0)} + \epsilon V_y^{(1)} + \epsilon^2 V_y^{(2)} + \dots)}{V_x^{(0)} + \epsilon V_x^{(1)} + \epsilon V_x^{(2)} + \dots} \rho a(y)(V_{xy}^{(0)} + \epsilon V_{xy}^{(1)} + \epsilon V_{xy}^{(2)} + \dots) \right. \\ & \quad \left. + \frac{1}{2} a^2(y)(V_{yy}^{(0)} + \epsilon V_{yy}^{(1)} + \epsilon V_{yy}^{(2)} + \dots) - \lambda^2(y)(V^{(0)} + \epsilon V^{(1)} + \epsilon V^{(2)} + \dots) \right. \\ & \quad \left. + (b(y) - \lambda(y)\rho a(y))(V_y^{(0)} + \epsilon V_y^{(1)} + \epsilon V_y^{(2)} + \dots) \right] = 0. \end{aligned} \quad (3.4)$$

Clearing fractions in (3.4), we find that the $O(\epsilon^0)$ term is $-(V_x^{(0)})^2 V_t^{(0)}$. As $V_x^{(0)}$ appears as the leading order term in the denominator of (3.3), it cannot be 0. Thus, we have $V_t^{(0)} = 0$, i.e., $V^{(0)}(t, x, y)$ is a constant function of t . But we have the initial condition $V^{(0)}(0, x, y) = u(x)$, and so

$$V^{(0)}(t, x, y) = u(x) \text{ for all } (t, x, y) \in [0, T_1] \times (0, \infty) \times \mathbb{R}.$$

Similarly, we set the $O(\epsilon^1)$ terms equal to 0. Removing any terms with factors of 0 in the form of $V_t^{(0)}$, $V_y^{(0)}$, $V_{yy}^{(0)}$, and $V_{xy}^{(0)}$, we are able to solve for $V_t^{(1)}$ and, after integrating with respect to t , we obtain

$$V^{(1)}(t, x, y) = \lambda^2(y)R(x)t \text{ for all } (t, x, y) \in [0, T_1] \times (0, \infty) \times \mathbb{R}.$$

STEP 2: Finally, we set $O(\epsilon^2)$ terms equal to 0 and remove any terms with factors of 0, as before. We are left with (after integrating with respect to t)

$$\begin{aligned} V^{(2)}(t, x, y) = & \left[-2\lambda^4(y) \frac{R'(x)R(x)}{u'(x)} + \frac{1}{2}\lambda^4(y) \frac{u^2(x)R''(x)}{(u'(x))^2} + \lambda^4(y) \frac{u(x)u''(x)R(x)}{(u'(x))^2} \right. \\ & + 2\lambda^2(y)\lambda'(y)\rho a(y) \frac{u(x)u''(x)R(x)}{(u'(x))^2} - 2\lambda^2(y)\lambda'(y)\rho a(y) \frac{u(x)R'(x)}{u'(x)} + a^2(y)((\lambda'(y))^2 + \lambda(y)\lambda''(y))R(x) \\ & \left. - \lambda^4(y)R(x) - 2\lambda^4(y) \frac{u(x)R'(x)}{u'(x)} + 2(b(y) - \lambda(y)\rho a(y))\lambda(y)\lambda'(y)R(x) \right] \frac{t^2}{2}. \end{aligned}$$

Enumerating the nine terms in the right hand side of the previous expression as a_1, \dots, a_9 allows us to rewrite the expression as

$$V^{(2)}(t, x, y) = \sum_{i=1}^9 a_i(x, y) \frac{t^2}{2}.$$

We note that $a_i \sim x^{-\gamma}$ and bounded in y for $1 \leq i \leq 9$, so that if we set $c_2 := \left(9 \max_{\substack{1 \leq i \leq 9 \\ x > 0 \\ y \in \mathbb{R}}} \frac{|a_i|}{x^{-\gamma}} \right) + 1$ and

take $\bar{v}_2 := c_2 t^2 x^{-\gamma}$ and $v_2 := -\bar{v}_2$, it follows that

$$\partial_t v_2 < \partial_t V^{(2)} \text{ and } \partial_t \bar{v}_2 > \partial_t V^{(2)}.$$

Now define $V^\epsilon := V^{(0)} + \epsilon V^{(1)} + \epsilon^2 v_2$ (and similarly $\bar{V}^\epsilon := V^{(0)} + \epsilon V^{(1)} + \epsilon^2 \bar{v}_2$). Then plugging V^ϵ into (3.3) we see that each term in the equation is of order $x^{-\gamma}$:

$$\begin{aligned} V_t^\epsilon + \epsilon \left[\frac{1}{2} \left(\frac{\lambda(y)V^\epsilon + \rho a(y)V_y^\epsilon}{V_x^\epsilon} \right)^2 |V_{xx}^\epsilon| + \left| \frac{\lambda(y)V^\epsilon + \rho a(y)V_y^\epsilon}{V_x^\epsilon} \rho a(y)V_{xy}^\epsilon \right| \right. \\ \left. + \frac{1}{2} a^2(y) |V_{yy}^\epsilon| + \lambda^2(y) |V^\epsilon| + |(b(y) - \lambda(y)\rho a(y))V_y^\epsilon| \right] \leq c(\epsilon)x^{-\gamma}, \end{aligned} \quad (3.5)$$

for some constant c that depends only on ϵ . Note that (3.5) also holds for \bar{V}^ϵ . Now, plugging V^ϵ (respectively, \bar{V}^ϵ) into (3.3), we make the following observations: By choice of $V^{(0)}$ and $V^{(1)}$, terms of $O(1)$ and $O(\epsilon)$ disappear. By choice of v_2 , terms of $O(\epsilon^2)$ are strictly negative (respectively, for \bar{V}^ϵ , the choice of \bar{v}_2 makes the $O(\epsilon^2)$ terms strictly positive) in (3.3). From (3.5), we get that terms of $O(\epsilon^n)$, $n \geq 3$, are dominated by the negative $O(\epsilon^2)$ terms for small enough ϵ , i.e., there exists $0 < \delta < 1$ such that the negative $O(\epsilon^2)$ terms dominate when $0 < \epsilon < \delta$, (respectively, for \bar{V}^ϵ , they are dominated by the positive $O(\epsilon^2)$ terms). Thus, V^ϵ (respectively, \bar{V}^ϵ) is a sub-solution (respectively, super-solution) of (3.3).

STEP 3: At this point, we would like to argue that

$$V^\epsilon(t, x, y) \leq V^\epsilon(t, x, y) \leq \bar{V}^\epsilon(t, x, y) \text{ for all } (t, x, y) \in [0, T_1] \times (0, \infty) \times \mathbb{R}. \quad (3.6)$$

We note that this is true if and only if

$$\log(\underline{V}^\epsilon(t, e^z, y)) + \gamma z \leq \log(V^\epsilon(t, e^z, y)) + \gamma z \leq \log(\bar{V}^\epsilon(t, e^z, y)) + \gamma z \text{ for all } (t, z, y) \in [0, T_1] \times \mathbb{R}^2. \quad (3.7)$$

Thus, to establish inequality (3.6), we will verify inequality (3.7) holds. This is accomplished by first formally deriving from the marginal HJB equation (2.17) the PDE which $M^\epsilon(t, z, y) := \log(V^\epsilon(t, e^z, y)) + \gamma z$ solves. This equation is given in (3.8) below:

$$\begin{cases} M_t^\epsilon + \epsilon \left[-\frac{1}{2} \frac{(\lambda + a\rho M_y^\epsilon)^2}{M_z^\epsilon - \gamma} \left(\frac{M_{zz}^\epsilon}{M_z^\epsilon - \gamma} - 1 \right) - \frac{1}{2} a^2 M_{yy}^\epsilon + a\rho \frac{\lambda + a\rho M_y^\epsilon}{M_z^\epsilon - \gamma} M_{zy}^\epsilon + \frac{1}{2} \lambda^2 \right. \\ \quad \left. + (\lambda a\rho - b) M_y^\epsilon + \frac{1}{2} a^2 (\rho^2 - 1) (M_y^\epsilon)^2 \right] = 0, & \text{for } (t, z, y) \in (0, T) \times \mathbb{R}^2, \\ M^\epsilon(0, z, y) = \log(u(x)) + \gamma z, & \text{for } (z, y) \in \mathbb{R}^2. \end{cases} \quad (3.8)$$

Equation (3.8) comes from equation (5.2) in [10]. Note that in equation (5.2) of [10], time has already been reversed. We obtained (3.8) by an additional scaling of time by ϵ .

We would like to verify that $\underline{M}^\epsilon(t, z, y) := \log(\underline{V}^\epsilon(t, e^z, y)) + \gamma z$ and $\bar{M}^\epsilon(t, z, y) := \log(\bar{V}^\epsilon(t, e^z, y)) + \gamma z$ are a sub- and super-solution (respectively) of (3.8), where $z = \log(x)$. Note that for \underline{M}^ϵ and \bar{M}^ϵ to exist, we must have that $\underline{V}^\epsilon > 0$ and $\bar{V}^\epsilon > 0$. For ϵ small enough, it follows from the definitions of \underline{V}^ϵ and \bar{V}^ϵ and from Assumption 2.2 that $\underline{V}^\epsilon > 0$ and $\bar{V}^\epsilon > 0$.

Now, notice that if $M^\epsilon(t, z, y) = \log(V^\epsilon(t, e^z, y)) + \gamma z$, then $V^\epsilon(t, x, y) = e^{-\gamma \log(x)} e^{M^\epsilon(t, \log(x), y)}$. Since \underline{V}^ϵ is a classical sub-solution of (3.3), substituting $\underline{V}^\epsilon(t, x, y) = e^{-\gamma \log(x)} e^{\underline{M}^\epsilon(t, \log(x), y)}$ into (3.3) shows that \underline{M}^ϵ is a classical sub-solution of (3.8) (similarly, \bar{M}^ϵ is a classical super-solution of (3.8)).

Proposition 5.7 of [10] gives a comparison principle for bounded sub- and super-solutions of (3.8). Note that \underline{M}^ϵ and \bar{M}^ϵ are bounded functions (because $\underline{V}^\epsilon, \bar{V}^\epsilon \sim x^{-\gamma}$), so by Proposition 5.7, we obtain

$$\bar{M}^\epsilon(t, z, y) \leq M^\epsilon(t, z, y) \leq \underline{M}^\epsilon(t, z, y) \text{ for all } (t, z, y) \in [0, T_1] \times \mathbb{R}^2.$$

The equivalence of (3.6) and (3.7) implies

$$\underline{V}^\epsilon(t, x, y) \leq V^\epsilon(t, x, y) \leq \bar{V}^\epsilon(t, x, y) \text{ for all } (t, x, y) \in [0, T_1] \times (0, \infty) \times \mathbb{R},$$

where $\underline{V}^\epsilon(t, x, y) = V^{(0)} + \epsilon V^{(1)} + \epsilon^2 V^{(2)} = u(x) + \epsilon t \lambda^2(y) R(x) - c_2(\epsilon t)^2 x^{-\gamma}$, $\bar{V}^\epsilon(t, x, y) = u(x) + \epsilon t \lambda^2(y) R(x) + c_2(\epsilon t)^2 x^{-\gamma}$, and V^ϵ is the unique viscosity solution of (3.3). Letting $\epsilon t = T - t$, we get

$$\underline{V}(t, x, y) \leq V(t, x, y) \leq \bar{V}(t, x, y) \text{ for all } (t, x, y) \in [0, T] \times (0, \infty) \times \mathbb{R},$$

where $\underline{V}(t, x, y) = u(x) + (T - t) \lambda^2(y) R(x) - c_2(T - t)^2 x^{-\gamma}$ and $\bar{V}(t, x, y) = u(x) + (T - t) \lambda^2(y) R(x) + c_2(T - t)^2 x^{-\gamma}$, and V is the unique viscosity solution of (2.17). Therefore,

$$u(x) + (T - t) \lambda^2(y) R(x) - c_2(T - t)^2 x^{-\gamma} \leq V(t, x, y) \leq u(x) + (T - t) \lambda^2(y) R(x) + c_2(T - t)^2 x^{-\gamma}. \quad (3.9)$$

Thus,

$$|V(t, x, y) - (u(x) + (T - t) \lambda^2(y) R(x))| \leq c_2(T - t)^2 x^{-\gamma} \text{ for all } (t, x, y) \in [0, T] \times (0, \infty) \times \mathbb{R}.$$

□

Corollary 3.1. *Let $J(t, x, y)$ be the value function defined in (2.13). Define*

$$\hat{U}(t, x, y) := U_T(x) - (T - t) \frac{\lambda^2(y)}{2} \frac{U_T'(x)^2}{U_T''(x)}. \quad (3.10)$$

Under the assumptions of Theorem 3.1, for c_2 and δ as in Theorem 3.1,

$$\left| J(t, x, y) - \hat{U}(t, x, y) \right| \leq c_2 \frac{(T - t)^2}{|1 - \gamma|} x^{1-\gamma}, \quad \text{for } (t, x, y) \in (T - \delta, T) \times (0, \infty) \times \mathbb{R}.$$

Proof. Applying the results of Theorems 6.3 and 6.8 of [10], $J(t, x, y)$ can be represented as

$$\begin{cases} U_T(0+) + \int_0^x V(t, r, y) dr & (\text{when } 0 < \gamma < 1), \\ U_T(\infty) - \int_x^\infty V(t, r, y) dr & (\text{when } 1 < \gamma < \infty), \end{cases}$$

where $U_T(0+) := \lim_{x \rightarrow 0+} U_T(x)$ and $U_T(\infty) := \lim_{x \rightarrow \infty} U_T(x)$. The result follows by integrating (3.9) over the appropriate region (either $[0, x]$, if $0 < \gamma < 1$, or $[x, \infty]$, if $1 < \gamma < \infty$) and adding the appropriate constant in either case. \square

Remark 3.2. It is not difficult to verify if $V(t, x, y)$ is a sub-solution of the marginal HJB equation, then

$$U(t, x, y) := \begin{cases} U_T(0+) + \int_0^x V(t, r, y) dr & (0 < \gamma < 1), \\ U_T(\infty) - \int_x^\infty V(t, r, y) dr & (1 < \gamma < \infty) \end{cases}$$

is a sub-solution of the HJB equation. In either case of γ , a direct computation yields the formula $\underline{U}(t, x, y) := U_T(x) - (T-t) \frac{\lambda^2(y)}{2} \frac{U_T'(x)^2}{U_T''(x)} - c_2 \frac{(T-t)^2}{1-\gamma} x^{1-\gamma}$.

4. Building the approximating portfolio

Define $\hat{U}(s, x, y) := U_T(x) - (T-s) \frac{\lambda^2(y)}{2} \frac{U_T'(x)^2}{U_T''(x)}$ for $(s, x, y) \in [t, T] \times (0, \infty) \times \mathbb{R}$, which is the approximate value function given in Corollary 3.1. Define

$$\hat{\pi}(s, x, y) := -\frac{\lambda}{\sigma} \frac{\hat{U}_x(s, x, y)}{\hat{U}_{xx}(s, x, y)} - \frac{\rho a}{\sigma} \frac{\hat{U}_{xy}(s, x, y)}{\hat{U}_{xx}(s, x, y)}, \quad s \in [t, T], \quad x \in (0, \infty), \quad y \in \mathbb{R}. \quad (4.1)$$

In this section we will show that the portfolio generated by \hat{U} , given by $\hat{\pi}_t := \hat{\pi}(t, X_t^{\hat{\pi}}, Y_t)$, is close-to-optimal near horizon; the degree of closeness to the optimal value is measured in terms of time to horizon (see Lemma 4.1).

An elementary calculation shows substituting \hat{U} into the HJB equation (2.16) results in

$$\hat{U}_t + \frac{1}{2} \sigma^2(y) \hat{\pi}^2 \hat{U}_{xx} + \hat{\pi}(\sigma(y)\lambda(y)\hat{U}_x + \rho\sigma(y)a(y)\hat{U}_{xy}) + \frac{1}{2} a^2(y) \hat{U}_{yy} + b(y)\hat{U}_y = O((T-t)^2)O(x^{1-\gamma}). \quad (4.2)$$

We now use this to show, in Lemma 4.1, that the investor's expected utility of terminal wealth under portfolio $\hat{\pi}_t := \hat{\pi}(t, X_t^{\hat{\pi}}, Y_t)$, approximates the maximal expected utility of terminal wealth. To prove this, we must first verify that $\hat{\pi}_t$ is an admissible process as in Definition 2.1. It is clear that $\hat{\pi}_t$ is progressively measurable, as $\hat{\pi}(t, x, y)$ is a continuous function of (t, x, y) . As $\hat{\pi}(t, x, y)$ is bounded by a linear function of x , which is easily seen from Assumption 2.2, the argument in the appendix can be modified to prove conditions 2 and 4 of the set of admissible strategies.

Lemma 4.1. *Let $J(t, x, y)$ be the value function defined in (2.13), and let $X_s^{\hat{\pi}}$ be the wealth process with evolution described by (2.12) under portfolio $\hat{\pi}(s, X_s^{\hat{\pi}}, Y_s)$ (with $\hat{\pi}(s, x, y)$ as defined in (4.1)). Under the assumptions of Theorem 3.1, there exists a constant $C > 0$ and $0 < \delta < 1$ such that*

$$|J(t, x, y) - E[U_T(X_T^{\hat{\pi}}) | X_t^{\hat{\pi}} = x, Y_t = y]| \leq C(T-t)^2 x^{1-\gamma}, \quad \text{for } (t, x, y) \in (T-\delta, T) \times (0, \infty) \times \mathbb{R}.$$

Proof. We first apply Ito's formula to $\hat{U}(s, X_s^{\hat{\pi}}, Y_s)$ to get:

$$\begin{aligned} \underbrace{\hat{U}(T, X_T^{\hat{\pi}}, Y_T) - \hat{U}(t, X_t^{\hat{\pi}}, Y_t)}_{U_T(X_T^{\hat{\pi}})} &= \int_t^T \left(\hat{U}_t + \sigma \hat{\pi} \lambda \hat{U}_x + b \hat{U}_y + \frac{1}{2} \sigma^2 \hat{\pi}^2 \hat{U}_{xx} + \sigma \hat{\pi} a \rho \hat{U}_{xy} + \frac{1}{2} a^2 \hat{U}_{yy} \right) ds \\ &\quad + \underbrace{\int_t^T \left(\sigma \hat{\pi} \hat{U}_x + a \rho \hat{U}_y \right) dW_s^1 + \int_t^T a \sqrt{1 - \rho^2} \hat{U}_y dW_s^2}_{\text{local martingales}}. \end{aligned}$$

By (4.2), the integrand in the drift term on the right hand side is $O((T-t)^2)O((X_t^{\hat{\pi}})^{1-\gamma})$ (as it represents \hat{U} substituted into the HJB equation (2.16)). Since the other terms on the right hand side are local martingales, we can find a sequence $\{\tau_n\}_{n=1}^{\infty}$ of stopping times such that $\tau_n \in [t, T]$, $\tau_n \leq \tau_{n+1}$ a.s. for all n , and $\tau_n \rightarrow T$ a.s. as $n \rightarrow \infty$. In particular, if we replace T with $T \wedge \tau_n$, the local martingales will become martingales:

$$\begin{aligned} \hat{U}(T \wedge \tau_n, X_{T \wedge \tau_n}^{\hat{\pi}}, Y_{T \wedge \tau_n}) - \hat{U}(t, X_t^{\hat{\pi}}, Y_t) &= \int_t^{T \wedge \tau_n} O((T-s)^2)O((X_s^{\hat{\pi}})^{1-\gamma}) ds \\ &\quad + \int_t^{T \wedge \tau_n} \left(\sigma \hat{\pi} \hat{U}_x + a \rho \hat{U}_y \right) dW_s^1 + \int_t^{T \wedge \tau_n} a \sqrt{1 - \rho^2} \hat{U}_y dW_s^2. \end{aligned}$$

Now we take the conditional expectation of both sides, which causes the previously local martingale terms to drop out:

$$\begin{aligned} &E[\hat{U}(T \wedge \tau_n, X_{T \wedge \tau_n}^{\hat{\pi}}, Y_{T \wedge \tau_n}) | X_t^{\hat{\pi}} = x, Y_t = y] - \hat{U}(t, X_t^{\hat{\pi}}, Y_t) \\ &= \int_t^{T \wedge \tau_n} E[O((T-s)^2)O((X_s^{\hat{\pi}})^{1-\gamma}) | X_t^{\hat{\pi}} = x, Y_t = y] ds. \end{aligned}$$

Using the uniform bound of $(X^{\hat{\pi}})^{1-\gamma}$ given in (7.1), it follows that

$$|E[\hat{U}(T \wedge \tau_n, X_{T \wedge \tau_n}^{\hat{\pi}}, Y_{T \wedge \tau_n}) | X_t^{\hat{\pi}} = x, Y_t = y] - \hat{U}(t, X_t^{\hat{\pi}}, Y_t)| \leq C_1 (T-t)^3 x^{1-\gamma}, \quad (4.3)$$

for some constant $C_1 > 0$.

Now, clearly, $\hat{U}(T \wedge \tau_n, X_{T \wedge \tau_n}^{\hat{\pi}}, Y_{T \wedge \tau_n}) \rightarrow \hat{U}(T, X_T^{\hat{\pi}}, Y_T) = U_T(X_T^{\hat{\pi}})$ a.s. as $n \rightarrow \infty$. Also, we have

$$\begin{aligned} |\hat{U}(T \wedge \tau_n, X_{T \wedge \tau_n}^{\hat{\pi}}, Y_{T \wedge \tau_n})| &= \left| U_T(X_{T \wedge \tau_n}^{\hat{\pi}}) - (T - T \wedge \tau_n) \frac{\lambda^2(Y_{T \wedge \tau_n})}{2} \frac{U_T'(X_{T \wedge \tau_n}^{\hat{\pi}})^2}{U_T''(X_{T \wedge \tau_n}^{\hat{\pi}})} \right| \\ &\leq |U_T(X_{T \wedge \tau_n}^{\hat{\pi}})| + T \frac{\lambda^2(Y_{T \wedge \tau_n})}{2} \left| \frac{U_T'(X_{T \wedge \tau_n}^{\hat{\pi}})^2}{U_T''(X_{T \wedge \tau_n}^{\hat{\pi}})} \right| \\ &\leq c_3 (X_{T \wedge \tau_n}^{\hat{\pi}})^{1-\gamma}, \end{aligned}$$

for some constant c_3 .

To see that $\{(X_{T \wedge \tau_n}^{\hat{\pi}})^{1-\gamma}\}_{n=1}^{\infty}$ is dominated by an integrable function, we refer the reader to Lemma 7.1 which is proven in the appendix. Thus, we are in a position to apply the dominated convergence theorem, which tells us

$$E[\hat{U}(T \wedge \tau_n, X_{T \wedge \tau_n}^{\hat{\pi}}, Y_{T \wedge \tau_n}) | X_t^{\hat{\pi}} = x, Y_t = y] \rightarrow E[U_T(X_T^{\hat{\pi}}) | X_t^{\hat{\pi}} = x, Y_t = y] \text{ a.s. as } n \rightarrow \infty.$$

As a result, (4.3) gives

$$|E[U_T(X_T^{\hat{\pi}})|X_t^\pi = x, Y_t = y] - \hat{U}(t, X_t^{\hat{\pi}}, Y_t)| \leq C_1(T-t)^3 x^{1-\gamma}. \quad (4.4)$$

By Corollary 3.1 and inequality (4.4) it follows that

$$\begin{aligned} |E[U_T(X_T^{\hat{\pi}})|X_t^\pi = x, Y_t = y] - J(t, x, y)| &\leq |E[U_T(X_T^{\hat{\pi}})|X_t^\pi = x, Y_t = y] - \hat{U}(t, X_t^{\hat{\pi}}, Y_t)| + |\hat{U}(t, X_t^{\hat{\pi}}, Y_t) - J(t, x, y)| \\ &\leq C_1(T-t)^3 x^{1-\gamma} + c_2 \frac{(T-t)^2}{1-\gamma} x^{1-\gamma} \\ &\leq C(T-t)^2 x^{1-\gamma}, \end{aligned}$$

for $0 < T-t < \delta$. □

Thus, the strategy $\hat{\pi}_t$ is close-to-optimal when t is near T .

5. Example

We consider the following stochastic volatility model, which was used in [4], with parameter estimations taken from [1]. The time horizon considered is $[0, T]$. The risky asset satisfies (2.1) with $\mu(y) = \mu$ a constant function and $\sigma(y) = \frac{1}{\sqrt{y}}$. The stochastic factor satisfies (2.2) with $b(y) = (m-y)$ and $a(y) = \beta\sqrt{y}$ where m and β are constants. In [4], the authors assume their model has a slow factor (hence the presence of a factor δ in their model). As we do not assume the factor in our model is a slow factor, we have set $\delta = 1$. We set: $\mu = 0.0811$, $m = 27.9345$, and $\beta = 1.12$; the variable y is fixed at 27.9345; $T = 2$; the correlation coefficient between our two Brownian motions is $\rho = 0.5241$; and $\gamma = 3$. Under this model, we consider the power utility function $U_T(x) = \frac{x^{(1-\gamma)}}{1-\gamma} = -\frac{1}{2x^2}$. Note that while this utility function satisfies Assumption 2.2, not all of the model assumptions in Assumption 2.1 are satisfied (e.g., $\lambda(y)$ is not absolutely bounded). Nevertheless, our results are shown in this section to be good approximations under this model as well.

The authors in [4] obtained an explicit formula for the value function under the assumed model by solving a linear PDE derived in [15]. We now restate the formula for the value function found in [4]. If $f(r) := \frac{\beta^2}{2}r^2 + \frac{(1-\gamma)\beta\mu\rho-\gamma}{\gamma}r + \frac{(\gamma+(1-\gamma)\rho^2)(1-\gamma)\mu^2}{2\gamma^2}$, where we substitute the above values we have assumed for the variables in $f(r)$, then solving $f(r) = 0$ gives one positive root and one negative root of f , denoted a_+ and a_- , respectively. In addition, we set α to be the square root of the discriminant of the quadratic polynomial $f(r)$. Then, if we define $A(t, T) := \frac{(1-e^{-\alpha(T-t)})a_-}{1-\frac{a_-}{a_+}e^{-\alpha(T-t)}}$ and $B(t, T) := m \left((T-t)a_- - \frac{2}{\beta^2} \log \left(\frac{1-\frac{a_-}{a_+}e^{-\alpha(T-t)}}{1-\frac{a_-}{a_+}} \right) \right)$, the value function is given by

$$U(t, x, y) = -\frac{1}{2x^2} e^{\left(\frac{\gamma}{\gamma+(1-\gamma)\rho^2}\right)(yA(t,T)+B(t,T))}. \quad (5.1)$$

Recall that our approximation of the value function is given by

$$\hat{U}(t, x, y) = U_T(x) - (T-t) \frac{\lambda^2(y) U_T'(x)^2}{2 U_T''(x)}, \quad (5.2)$$

We can now substitute (5.1) and (5.2) into (2.15) to obtain the optimal and approximating portfolios, π_U and $\hat{\pi}$, respectively. For the parameter values assumed in the beginning of this section, we obtain the following formulas for the value function and its approximation, the optimal portfolio and its approximation, and the respective errors:

TABLE 1

t	T	$U(t, x, y)$	$\hat{U}(t, x, y)$	$ U - \hat{U} $	$\pi_U(t, x, y)$	$\hat{\pi}(t, x, y)$	$ \pi_U - \hat{\pi} $
1.5	2	$\approx -\frac{0.485022}{x^2}$	$\approx -\frac{0.484689}{x^2}$	$\approx \frac{0.000333}{x^2}$	$\approx 0.750482x$	$\approx 0.748982x$	$\approx 0.0015x$
1.9	2	$\approx -\frac{0.496952}{x^2}$	$\approx -\frac{0.496938}{x^2}$	$\approx \frac{0.000014}{x^2}$	$\approx 0.754024x$	$\approx 0.753957x$	$\approx 0.000067x$

In figures 5.1, 5.2, and 5.3, we graph the value function against the zero and first order approximations. In figures 5.4 and 5.5, we graph the optimal portfolio against our approximating portfolio.

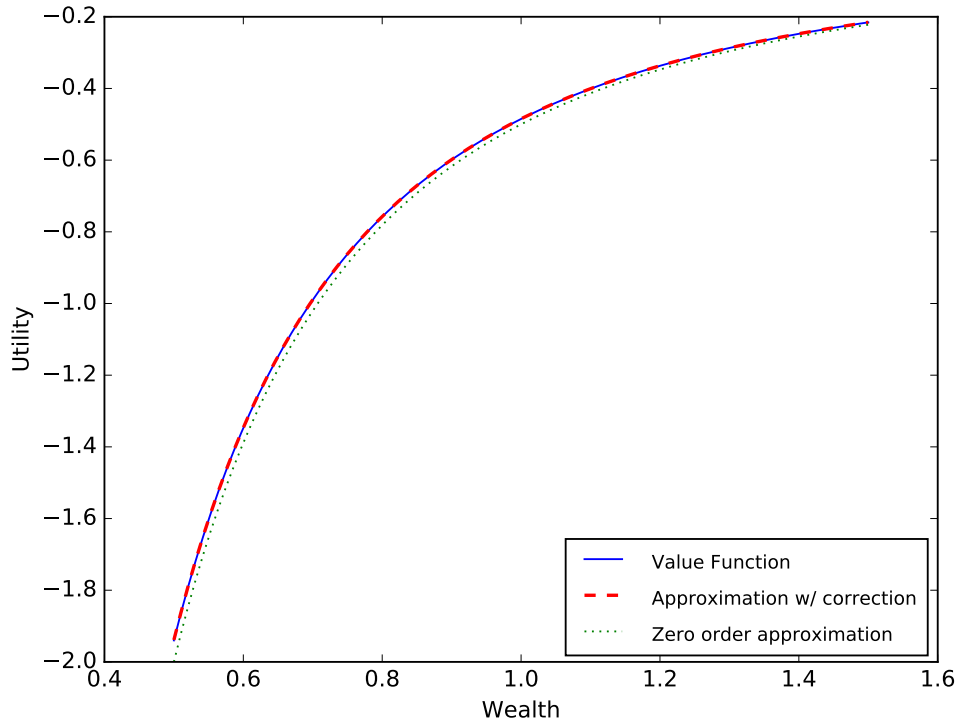


Fig 5.1: ($t = 1.5, T = 2$) The value function is plotted against the zero order approximation, $U_T(x)$, and the zero order approximation with the additional correction term. It is difficult to distinguish between the value function and the first order approximation (i.e. approximation with correction term).

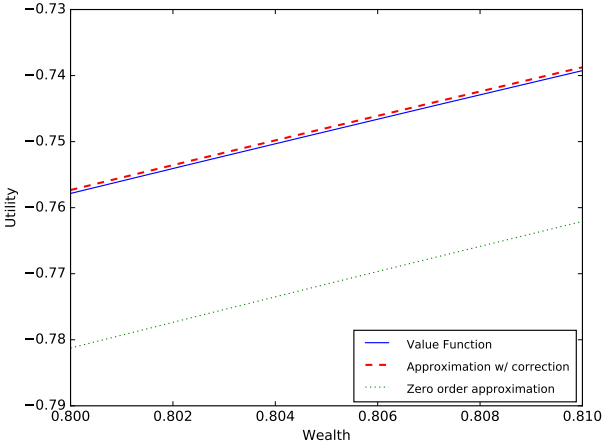


Fig 5.2: ($t = 1.5, T = 2$) When figure 5.1 is zoomed in over a shorter wealth interval, differences between the value function and the approximations are more apparent.

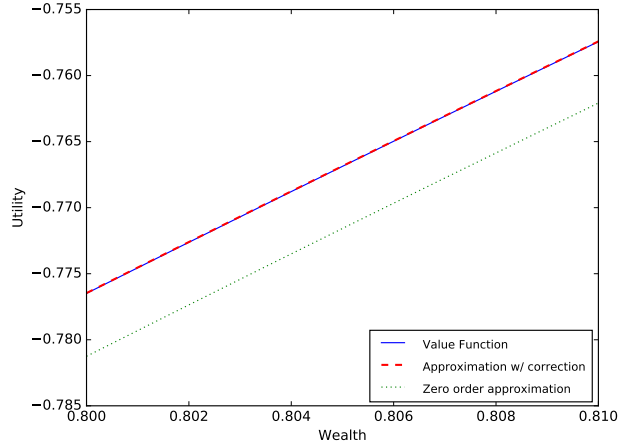


Fig 5.3: ($t = 1.9, T = 2$) When the time interval is shortened from a length of 0.5 to a length of 0.1, the approximation with correction is much closer to the value function.

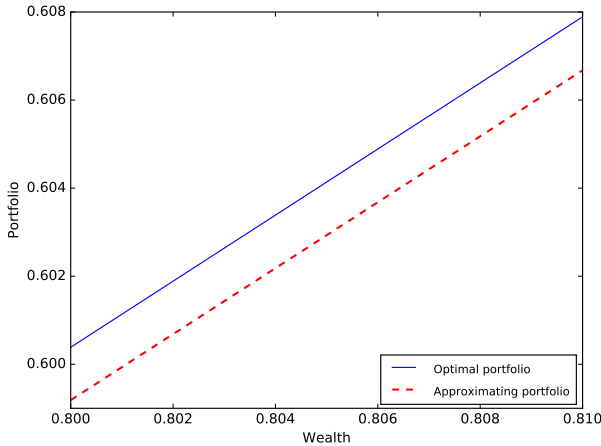


Fig 5.4: ($t = 1.5, T = 2$) The portfolios generated by the value function and the approximation with correction are shown in this figure to be close.

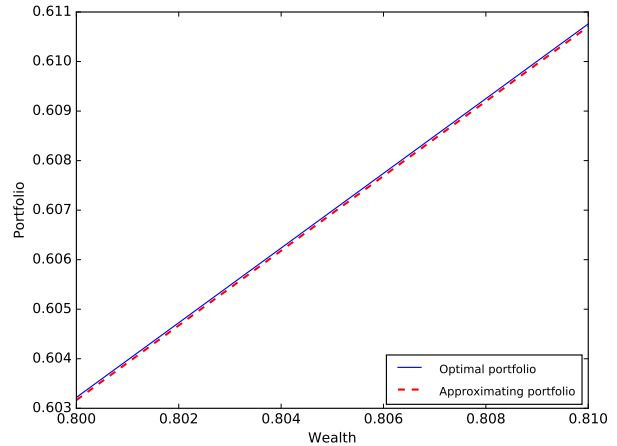


Fig 5.5: ($t = 1.9, T = 2$) When the time interval is shortened from a length of 0.5 to a length of 0.1, the approximating portfolio is much closer to the optimal portfolio.

6. Portfolio optimization on a finite time horizon

6.1. Approximation scheme

Consider the finite time horizon $[0, T]$. In this section, we present a scheme to derive a close-to-optimal trading strategy on all of $[0, T]$. The approximating strategy is obtained by first approximating the value function. The approximation to the value function, denoted by $\hat{U}(t, x, y)$, is given by the following formula.

Let $n \in \mathbb{N}$ be large and consider the partition $\{t_k\}_{0 \leq k \leq n}$ of $[0, T]$ given by $t_k := k\frac{T}{n}$, $0 \leq k \leq n$. Define $\hat{U}(t, x, y)$ by:

$$\begin{aligned} \hat{U}(t, x, y) := & \hat{U}(t_{k+1}, x, y) + (t_{k+1} - t) \left[-\frac{1}{2} \frac{(\lambda(y)\hat{U}_x(t_{k+1}, x, y) + \rho a(y)\hat{U}_{xy}(t_{k+1}, x, y))^2}{\hat{U}_{xx}(t_{k+1}, x, y)} \right. \\ & \left. + \frac{1}{2} a^2(y)\hat{U}_{yy}(t_{k+1}, x, y) + b(y)\hat{U}_y(t_{k+1}, x, y) \right], \end{aligned} \quad (6.1)$$

for $t_k \leq t \leq t_{k+1}$, $(x, y) \in (0, \infty) \times \mathbb{R}$, with $\hat{U}(T, x, y) = U_T(x)$. The close-to-optimal trading strategy is then given by $\hat{\pi}_t := \hat{\pi}(t, X_t^{\hat{\pi}}, Y_t)$, where the function $\hat{\pi}(t, x, y)$ is given by

$$\hat{\pi}(t, x, y) := \frac{-\lambda(y)\hat{U}_x(t, x, y)}{\sigma(y)\hat{U}_{xx}(t, x, y)} - \frac{\rho a(y)\hat{U}_{xy}(t, x, y)}{\sigma(y)\hat{U}_{xx}(t, x, y)}, \quad (6.2)$$

for $t_k \leq t < t_{k+1}$, $(x, y) \in (0, \infty) \times \mathbb{R}$, with $\hat{U}(T, x, y) = U_T(x)$.

Note that formula (6.1) appears to be different than the approximation formula (3.10) obtained in Corollary 3.1. The two formulas coincide if $\hat{U}(t_{k+1}, x, y)$ is y -independent.

We now discuss a justification of this scheme. When t is near T , we have shown in Corollary 3.1 that $\hat{U}(t, x, y) := U_T(x) - (T - t) \frac{\lambda^2(y) U_T'(x)^2}{2 U_T''(x)}$ approximates the value function $J(t, x, y)$. This small time approximation motivates partitioning the horizon $[0, T]$ into small sub-intervals and approximating the value function iteratively, working backward in time. We remark that this approach to extending the results to a fixed time horizon requires a higher degree of regularity on both the utility function $U_T(x)$ and the model coefficients. In this section, the standing assumption will be that $U_T(x) \in C^\infty(0, \infty)$ and $\lambda(y), a(y), b(y) \in C^\infty(\mathbb{R})$.

To illustrate the approximation of the value function, let $n \in \mathbb{N}$ be sufficiently large, and consider the partition $t_k := k\frac{T}{n}$, for $0 \leq k \leq n$, of $[0, T]$. Defining $\tilde{U}_n(t, x, y) := U_T(x)$, we have that $\tilde{U}_{n-1}(t, x, y) := U_T(x) - (T - t) \frac{\lambda^2(y) U_T'(x)^2}{2 U_T''(x)}$ approximates $J(t, x, y)$ for $t \in [t_{n-1}, T]$. We now work on approximating J on the earlier time interval $[t_{n-2}, t_{n-1}]$ with terminal condition $J(t_{n-1}, x, y)$. However, as regularity of the value function has not been established (unlike the smooth terminal condition $U_T(x)$ on the interval $[t_{n-1}, T]$), sub- and super-solutions cannot be constructed by substituting the terminal condition $J(t_{n-1}, x, y)$ into the short time approximating formula.

On the other hand, \underline{U}_{n-1} and \bar{U}_{n-1} , the sub- and super-solutions of the HJB equation (obtained by integrating the sub- and super-solutions of the marginal HJB equation constructed in Theorem 3.1; see Remark 3.2) are smooth and can be used as terminal conditions to construct sub- and super-solutions on the interval $[t_{n-2}, t_{n-1}]$. In fact, this process can be repeated iteratively. First, we impose a technical restriction on the wealth interval depending on γ . If $\gamma \in (0, 1)$, suppose the wealth interval is $(0, x_0)$, while if $\gamma \in (1, \infty)$, consider the wealth interval (x_0, ∞) for some real number $x_0 > 0$. In either case, it follows that $x^{1-\gamma} \leq x_0^{1-\gamma}$. Now, for $k = n - 1, n - 2, \dots, 1, 0$, define

$$\underline{U}_k(t, x, y) := \underline{U}_{k+1}(t_{k+1}, x, y) + (t_{k+1} - t) \mathcal{A}(\underline{U}_{k+1}(t_{k+1}, x, y)) - c(t_{k+1} - t)^2,$$

$$\bar{U}_k(t, x, y) := \bar{U}_{k+1}(t_{k+1}, x, y) + (t_{k+1} - t) \mathcal{A}(\bar{U}_{k+1}(t_{k+1}, x, y)) + c(t_{k+1} - t)^2,$$

and

$$\hat{U}_k(t, x, y) := \hat{U}_{k+1}(t_{k+1}, x, y) + (t_{k+1} - t) \mathcal{A}(\hat{U}_{k+1}(t_{k+1}, x, y)), \quad (6.3)$$

for $t \in [t_k, t_{k+1}]$, $(x, y) \in (0, \infty) \times \mathbb{R}$, and where

$$\mathcal{A}(P) := -\frac{1}{2} \frac{(\lambda(y)P_x + \rho a(y)P_{xy})^2}{P_{xx}} + \frac{1}{2} a^2(y)P_{yy} + b(y)P_y.$$

We note that the extra terms in the correction term come from the y -dependence of the sub- and super-solutions.

To obtain the error estimate, note that for $t \in [t_k, t_{k+1}]$, $(t_{k+1} - t) \leq \frac{1}{n}$. Thus, clearly by definition,

$$\left| U_k(t, x, y) - \hat{U}_k(t, x, y) \right| \leq |U_{k+1}(t_{k+1}, x, y) - \hat{U}_{k+1}(t_{k+1}, x, y)| + \frac{c}{n^2},$$

for $t \in [t_k, t_{k+1}]$, owing to the fact that

$$\mathcal{A}(U_{k+1})(t_{k+1}, x, y) - \mathcal{A}(\hat{U}_{k+1})(t_{k+1}, x, y) = 0.$$

Thus, we have $\left| U_k(t, x, y) - \hat{U}_k(t, x, y) \right| \leq \frac{c(n-k)}{n^2}$, and, similarly, $\left| \underline{U}_k(t, x, y) - \bar{U}_k(t, x, y) \right| \leq \frac{2(n-k)c}{n^2}$ for $t \in [t_k, t_{k+1}]$, $(x, y) \in (0, \infty) \times \mathbb{R}$.

Now, recalling the comparison principle argument presented in Theorem 3.1, we have $\partial_x(U_k(t, x, y)) \leq V(t, x, y) \leq \partial_x(\bar{U}_k(t, x, y))$, where $\partial_x(U_k(t, x, y))$, $\partial_x(\bar{U}_k(t, x, y))$, and $V(t, x, y)$ are the sub-solution, super-solution, and unique viscosity solution of (2.17), respectively. We can then obtain that $\underline{U}_k(t, x, y) \leq J(t, x, y) \leq \bar{U}_k(t, x, y)$ holds on $[t_k, t_{k+1}] \times (0, \infty) \times \mathbb{R}$ using a similar argument as in the proof of Corollary 3.1. Therefore, for $0 \leq k \leq n$, and $t \in [t_k, t_{k+1}]$,

$$\begin{aligned} \left| \hat{U}_k(t, x, y) - J(t, x, y) \right| &\leq \left| \hat{U}_k(t, x, y) - U_k(t, x, y) \right| + \left| U_k(t, x, y) - J(t, x, y) \right| \\ &\leq \left| \hat{U}_k(t, x, y) - U_k(t, x, y) \right| + \left| \underline{U}_k(t, x, y) - \bar{U}_k(t, x, y) \right| \\ &\leq \frac{c(n-k)}{n^2} + \frac{2c(n-k)}{n^2} \\ &= \frac{3c(n-k)}{n^2}. \end{aligned}$$

This shows that $\hat{U}(t, x, y)$, defined by

$$\hat{U}(t, x, y) := \hat{U}_{k+1}(t_{k+1}, x, y) + (t_{k+1} - t)\mathcal{A}(\hat{U}_{k+1})(t_{k+1}, x, y), \quad (6.4)$$

for $t \in [t_k, t_{k+1}]$ and $(x, y) \in (0, \infty) \times \mathbb{R}$, approximates the value function $J(t, x, y)$ on $[0, T] \times (0, \infty) \times \mathbb{R}$, i.e.,

$$\left| \hat{U}(t, x, y) - J(t, x, y) \right| \leq \frac{3c}{n} \quad (6.5)$$

on $[0, T] \times (0, \infty) \times \mathbb{R}$.

We now aim to argue that $\hat{U}(t, X_t, Y_t)$ will generate a portfolio $\hat{\pi}_t := \hat{\pi}(t, X_t^{\hat{\pi}}, Y_t)$ which will be close-to-optimal on $[0, T]$, where $\hat{\pi}(t, x, y)$ is the function defined in (6.2). Thus, we wish to show the expected utility of terminal wealth under $\hat{\pi}$, $E[U_T(X_T^{\hat{\pi}}) | X_0 = x, Y_0 = y]$, is close to the value function, $J(0, x, y)$. To justify this claim, we apply Ito's formula to $\hat{U}(t, X_t^{\hat{\pi}}, Y_t)$ on each subinterval $[t_k, t_{k+1}]$, utilizing an argument similar to that in Section 4. In particular, we obtain

$$\left| E[\hat{U}(t_{k+1}, X_{t_{k+1}}^{\hat{\pi}}, Y_{t_{k+1}}) | X_{t_k}^{\hat{\pi}} = x, Y_{t_k} = y] - \hat{U}(t_k, x, y) \right| \leq \frac{\hat{C}}{n^3}, \quad (6.6)$$

for each $k = n-1, n-2, \dots, 1, 0$. Now,

$$\hat{U}(T, X_T^{\hat{\pi}}, Y_T) - \hat{U}(0, X_0^{\hat{\pi}}, Y_0) = \sum_{k=0}^{n-1} \left[\hat{U}(t_{n-k}, X_{t_{n-k}}^{\hat{\pi}}, Y_{t_{n-k}}) - \hat{U}(t_{n-(k+1)}, X_{t_{n-(k+1)}}^{\hat{\pi}}, Y_{t_{n-(k+1)}}) \right].$$

Taking conditional expectation yields

$$\begin{aligned} &E[\hat{U}(T, X_T^{\hat{\pi}}, Y_T) - \hat{U}(0, X_0^{\hat{\pi}}, Y_0) | X_0 = x, Y_0 = y] \\ &= E \left[\sum_{k=0}^{n-1} E \left[\hat{U}(t_{n-k}, X_{t_{n-k}}^{\hat{\pi}}, Y_{t_{n-k}}) | X_{t_{n-(k+1)}}^{\hat{\pi}}, Y_{t_{n-(k+1)}} \right] - \hat{U}(t_{n-(k+1)}, X_{t_{n-(k+1)}}^{\hat{\pi}}, Y_{t_{n-(k+1)}}) | X_0^{\hat{\pi}} = x, Y_0 = y \right]. \end{aligned}$$

This, together with (6.6), gives

$$|E[\hat{U}(T, X_T^{\hat{\pi}}, Y_T) | X_0^{\hat{\pi}} = x, Y_0 = y] - \hat{U}(0, x, y)| \leq \frac{\hat{C}}{n^2}. \quad (6.7)$$

Finally, by (6.5) and (6.7), we have

$$\begin{aligned} |E[U_T(X_T^{\hat{\pi}}) | X_0^{\hat{\pi}} = x, Y_0 = y] - J(0, x, y)| &\leq |E[U_T(X_T^{\hat{\pi}}) | X_0^{\hat{\pi}} = x, Y_0 = y] - \hat{U}(0, x, y)| + |\hat{U}(0, x, y) - J(0, x, y)| \\ &\leq \frac{\hat{C}}{n^2} + \frac{3c}{n} \\ &\leq \frac{\bar{C}}{n}. \end{aligned}$$

Therefore, for $\hat{\pi}(t, x, y)$ as in (6.2), the strategy $\hat{\pi}_t := \hat{\pi}(t, X_t^{\hat{\pi}}, Y_t)$ is close-to-optimal, as desired.

Remark 6.1. The full technical details have not been explored in the above discussion. In particular, it must be checked at each time interval $[t_k, t_{k+1}]$ that the terminal conditions $\underline{V}_k := \partial_x(\underline{U}_k)$ and $\bar{V}_k := \partial_x(\bar{U}_k)$ satisfy Assumption 2.2, which can be tedious.

6.2. Example

In this section, we consider the model and utility function described in Section 5, and graphically analyze the accuracy of approximation of our scheme (6.1) on the finite horizon $[0, T]$, where $T = 2$. In Section 5, the value function was calculated at times $t = 1.5$ and $t = 1.9$, which were close to $T = 2$. However, following the approximation scheme in Section 6.1, we can now approximate the value function at time $t = 0$.

For comparison, we also compute a Merton approximation to the optimal portfolio. A naive Merton-like approximation for the value function is given by

$$U^{\text{Mer}}(x) := -e^{-0.0001569674298} \frac{1}{2x^2},$$

where we have taken the process Y_t to be fixed at the value $y = 27.9345$ for all t . This was obtained by solving the Merton HJB equation

$$\begin{cases} v_t - \frac{1}{2}\lambda^2(y) \frac{v_x^2}{v_{xx}} = 0 \\ v(T, x) = -\frac{1}{2x^2}, \end{cases}$$

with $\lambda^2(y) = 0.0002354511446$ at $y = 27.9345$. The corresponding Merton trading strategy is then given by

$$\pi^{\text{Mer}}(x) = -\frac{\lambda(y)U_x^{\text{Mer}}}{\sigma(y)U_{xx}^{\text{Mer}}},$$

which simplifies to

$$\pi^{\text{Mer}}(x) = 0.755162649999999x. \quad (6.8)$$

We now compare, at time $t = 0$, our approximation to the optimal portfolio, given by (6.2), against the actual optimal portfolio $\pi_U(x) \approx 0.745029x$ (obtained by substituting (5.1) into (2.15) and evaluating at $t = 0$), and the Merton portfolio (6.8) (see figures 6.3 and 6.4). We also graph the value function (5.1) against our approximation to the value function given by (6.1) (see figures 6.1 and 6.2).

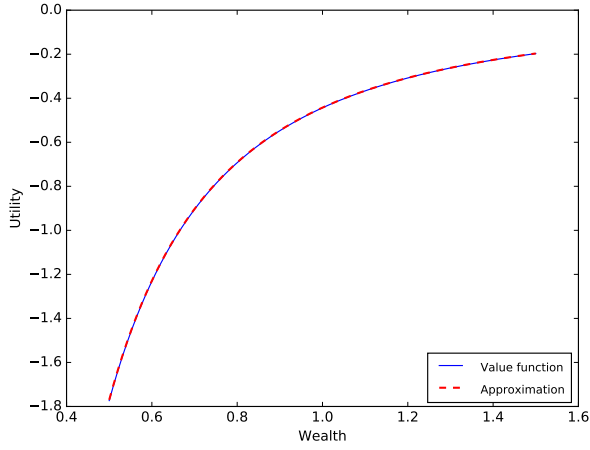


Fig 6.1: ($t = 0, T = 2, n = 4$) The value function plotted against the approximation obtained via the scheme described by (6.1).

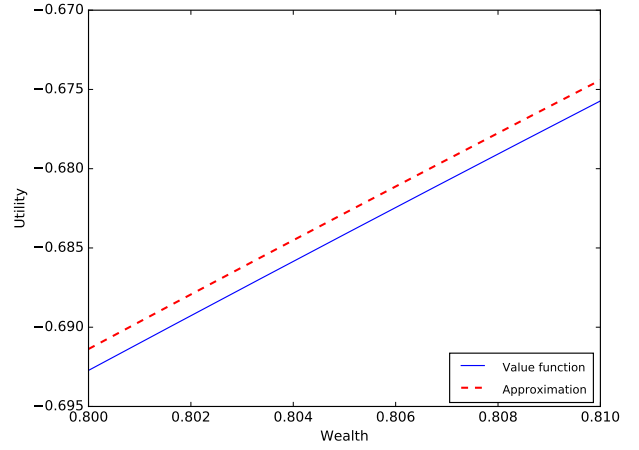


Fig 6.2: ($t = 0, T = 2, n = 4$) When the wealth interval of figure 6.1 is shortened.

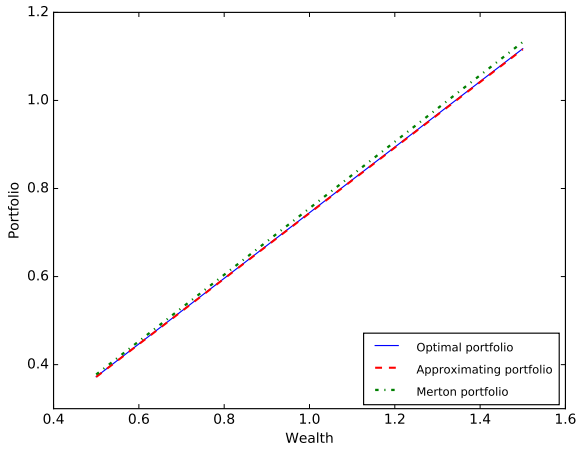


Fig 6.3: ($t = 0, T = 2, n = 4$) The optimal portfolio plotted against the approximating portfolio generated by scheme (6.1), and the Merton portfolio given in (6.8).

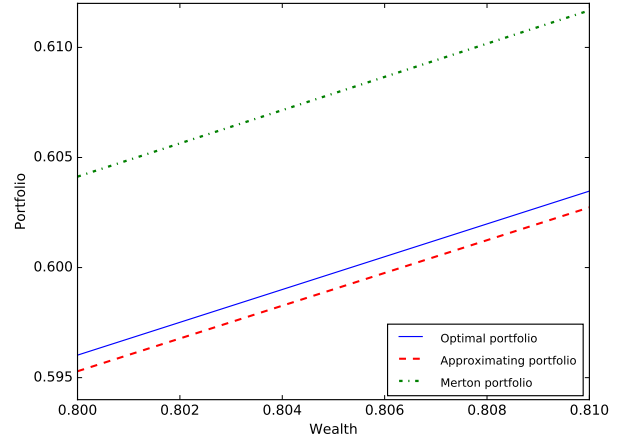


Fig 6.4: ($t = 0, T = 2, n = 4$) When the wealth interval of figure 6.3 is shortened, the accuracy of the approximation is more apparent.

7. Appendix

Lemma 7.1. Let $X_s^{\hat{\pi}}$ be the wealth process given by the SDE (2.12) under portfolio $\hat{\pi}(t, X_t^{\hat{\pi}}, Y_t)$ (with $\hat{\pi}(t, x, y)$ as defined in (4.1)) and assume $X_t^{\hat{\pi}} = x$. Under the assumptions of Theorem 3.1, $\{(X_{T \wedge \tau_n}^{\hat{\pi}})^{1-\gamma}\}_{n=1}^{\infty}$ is uniformly bounded by an integrable random variable.

Proof. We apply Ito's formula to $\log(X_u^{\hat{\pi}})^{1-\gamma}$ to get

$$\begin{aligned} \log(X_u^{\hat{\pi}})^{1-\gamma} &= (1-\gamma) \log X_u^{\hat{\pi}} \\ &= \log x^{1-\gamma} + (1-\gamma) \int_t^u \left[\sigma(Y_s) \lambda(Y_s) \frac{\hat{\pi}_s}{X_s^{\hat{\pi}}} - \frac{1}{2} \sigma^2(Y_s) \left(\frac{\hat{\pi}_s}{X_s^{\hat{\pi}}} \right)^2 \right] ds + (1-\gamma) \int_t^u \sigma(Y_s) \frac{\hat{\pi}_s}{X_s^{\hat{\pi}}} dW_s^1. \end{aligned}$$

Let $M_u := (1-\gamma) \int_t^u \sigma(Y_s) \frac{\hat{\pi}_s}{X_s^{\hat{\pi}}} dW_s^1$, for $t \leq u \leq T$. From Assumption 2.2 we see that $\left| \frac{\hat{\pi}(t,x,y)}{x} \right| \leq C$ and by boundedness of $\sigma(y)$ and $\lambda(y)$ there exists $c_4 > 0$ such that

$$\begin{aligned} \log(X_u^{\hat{\pi}})^{1-\gamma} &\leq \log x^{1-\gamma} + c_4(u-t) + M_u \\ &\leq \log x^{1-\gamma} + c_4 T + M_u. \end{aligned}$$

So

$$(X_u^{\hat{\pi}})^{1-\gamma} \leq x^{1-\gamma} e^{c_4 T} e^{M_u}.$$

Define $Z_u := e^{M_u - \frac{1}{2}[M]_u}$ where $[M]_u = (1-\gamma)^2 \int_t^u \sigma^2(Y_s) \left(\frac{\hat{\pi}_s}{X_s^{\hat{\pi}}} \right)^2 ds$. Since $\sigma(y) \frac{\hat{\pi}(t,x,y)}{x}$ is a bounded function, Z is a square-integrable martingale. Then for a constant $c_5 > 0$, we can write

$$(X_u^{\hat{\pi}})^{1-\gamma} \leq x^{1-\gamma} e^{c_5 T} Z_u \leq x^{1-\gamma} e^{c_5 T} \sup_{t \leq u \leq T} Z_u. \quad (7.1)$$

Define $K := x^{1-\gamma} e^{c_5 T} \sup_{t \leq u \leq T} Z_u$, then

$$E|K| \leq x^{1-\gamma} e^{c_5 T} (1 + 4E Z_T^2) < \infty,$$

as $\sigma(y) \frac{\hat{\pi}(t,x,y)}{x}$ is bounded. Thus $\{(X_{T \wedge \tau_n}^{\hat{\pi}})^{1-\gamma}\}_{n=1}^\infty$ is uniformly bounded by the integrable random variable K . \square

References

- [1] George Chacko and Luis M. Viceira. Dynamic consumption and portfolio choice with stochastic volatility in incomplete markets. *The Review of Financial Studies*, 18(4):1369–1402, 2005.
- [2] Michael G. Crandall, Hitoshi Ishii, and Pierre-Louis Lions. User's guide to viscosity solutions of second order partial differential equations. *Bull. Amer. Math. Soc. (N.S.)*, 27(1):1–67, 1992.
- [3] Jakša Cvitanić and Ioannis Karatzas. Convex duality in constrained portfolio optimization. *Ann. Appl. Probab.*, 2(4):767–818, 1992.
- [4] Jean-Pierre Fouque, Ronnie Sircar, and Thaleia Zariphopoulou. Portfolio optimization and stochastic volatility asymptotics. *Mathematical Finance*, 2015.
- [5] Ioannis Karatzas, John P. Lehoczky, Steven E. Shreve, and Gan-Lin Xu. Martingale and duality methods for utility maximization in an incomplete market. *SIAM Journal on Control and Optimization*, 29(3):702–730, 1991.
- [6] Dmitry Kramkov and Walter Schachermayer. The asymptotic elasticity of utility functions and optimal investment in incomplete markets. *Ann. Appl. Probab.*, 9(3):904–950, 1999.
- [7] Matthew Lorig and Ronnie Sircar. Portfolio optimization under local-stochastic volatility: Coefficient taylor series approximations and implied sharpe ratio. *SIAM Journal on Financial Mathematics*, 7(1):418–447, 2016.
- [8] Robert C. Merton. Lifetime portfolio selection under uncertainty: The continuous-time case. *The review of Economics and Statistics*, pages 247–257, 1969.
- [9] Robert C. Merton. Optimum consumption and portfolio rules in a continuous-time model. *Journal of economic theory*, 3(4):373–413, 1971.
- [10] Sergey Nadtochiy and Thaleia Zariphopoulou. An approximation scheme for solution to the optimal investment problem in incomplete markets. *SIAM J. Financial Math.*, 4(1):494–538, 2013.

- [11] Tao Pang. Portfolio optimization models on infinite-time horizon. *J. Optim. Theory Appl.*, 122(3):573–597, 2004.
- [12] Tao Pang. Stochastic portfolio optimization with log utility. *Int. J. Theor. Appl. Finance*, 9(6):869–887, 2006.
- [13] Walter Schachermayer. Optimal investment in incomplete markets when wealth may become negative. *Ann. Appl. Probab.*, 11(3):694–734, 2001.
- [14] Michael Tehranchi. Explicit solutions of some utility maximization problems in incomplete markets. *Stochastic Process. Appl.*, 114(1):109–125, 2004.
- [15] Thaleia Zariphopoulou. A solution approach to valuation with unhedgeable risks. *Finance Stoch.*, 5(1):61–82, 2001.