

Portfolio optimization near horizon

Rohini Kumar*

*Dept. Mathematics,
Wayne State University,
Detroit, MI 48202*

Hussein Nasralah†

*Dept. Mathematics,
Wayne State University,
Detroit, MI 48202*

19th Sep 2016

Abstract: Portfolio optimization is a well-known problem in mathematical finance concerned with selecting a portfolio which will maximize the expected terminal utility of an investor given today's information and subject to some constraints. It has been studied extensively under various assumptions on the market, including completeness. The assumptions on the market and price processes in this paper are the same as those made in [9]. We find a closed-form formula for a portfolio under which the expected utility is close to optimal when the time horizon is small. As in [9], we work with the problem of portfolio optimization via its associated Hamilton-Jacobi-Bellman (HJB) equation. Specifically, we work with the “marginal HJB equation” given in [9]. We find a classical sub- and super-solution to the marginal HJB equation. A comparison principle argument for a logarithmic transformation of the marginal HJB equation then yields the result.

1. Introduction

In this paper, we study the problem of portfolio optimization when the time horizon is small. For simplicity, we consider a financial market with two assets, one risky and one risk-free. Given a pair $(t, x) \in [0, T] \times (0, \infty)$ of initial time t and initial wealth x , an investor wishes to invest in such a way as to maximize her expected utility of wealth at time T given today's information. Specifically, if $U_T(x)$ is a function modeling the investor's utility of terminal wealth, then the investor wishes to choose a portfolio π which maximizes $E[U_T | \mathcal{F}_t]$ (\mathcal{F}_t being the sigma-algebra that informally represents information up to time t).

Under Markovian assumptions on the price process of the risky asset, this optimization problem can be studied via the associated HJB equation, as, for example, in [6, 7, 9, 14]. This portfolio optimization problem was first studied in a continuous time setting by Merton [7, 8] in a complete market. The utility maximization problem can also be studied using duality arguments as in [2, 4, 5, 12].

Portfolio optimization has also been studied under the assumption of an infinite time horizon, for example in [7, 8, 10, 11]. In [10, 11], the author studies the problem of optimal investment and consumption in an infinite time horizon assuming a model with stochastic interest rate and where risky asset price is a geometric brownian motion.

Tehranchi [13] studied the problem under the assumption of an incomplete market, where the market is driven by two brownian motions and the asset price is not necessarily Markovian. The absence of the Markovian structure precludes the use of the dynamic programming principle. By proving Hölder-type inequalities for functionals of correlated brownian motions, Tehranchi [13] was able to study the portfolio optimization problem when the utility function is a product of a function of the wealth and a function of a correlated stochastic factor. Explicit formulas were obtained in [13] when the function of wealth is an exponential function, a logarithmic function, and a power function.

*rkumar@math.wayne.edu

†hussein.nasralah@wayne.edu

In an incomplete market, few explicit formulas for the optimal portfolio exist in the literature and attempts have been made to obtain approximating formulas. We mention some of the work in this direction where the risky asset price model is Markovian and has correlated stochastic factors. In [14], the utility function is assumed to be of Constant Relative Risk Aversion (CRRA) type i.e. a product of a power function in wealth and a function depending on the stochastic factor. Under this assumption, Zariphopoulou in [14] is able to obtain the value function in terms of the solution to a linear parabolic PDE. The results in [14] have proved useful for computing explicit formulas for specific examples. In [6], Lorig and Sircar consider the problem of portfolio optimization in finite horizon assuming a local stochastic volatility model for a risky asset. They use a Taylor series expansion of the model coefficients to obtain approximating formulas for the value function and optimal portfolio. While approximating formulas are obtained for general utility functions, accuracy of the approximation is established only in the case of power utilities. Fouque et al., in [3], assume a model with multiscale stochastic factors and by asymptotic analysis obtain approximating formulas for the optimal portfolio.

In [3, 6], well-posedness of the associated HJB equation is not established and the authors work under the assumption that the value function is the classical solution of the HJB equation with a sufficient degree of regularity. In [9], as well as in our paper, no such assumption is made. In [9], Nadtochiy and Zariphopoulou state that their model is the “simplest and most direct extension” [9] to an incomplete market of the model introduced by Merton in [7, 8]. In this model, the utility function depends only on wealth. Instead of working directly with the associated HJB equation, the authors work with the marginal HJB equation, which they prove has a unique viscosity solution (see [1] for more information on viscosity solutions). Without assuming the value function satisfies the HJB equation, Nadtochiy and Zariphopoulou, in [9], prove that the integral of the viscosity solution of the marginal HJB equation is indeed the value function. In addition, the authors derive approximations to the optimal portfolio which they term “ ϵ -optimal portfolios” [9].

In this paper, we find a closed-form formula for an approximation to the optimal portfolio close to horizon (i.e., when $T - t$ is small, where t and T are the initial and terminal times, respectively) under a stochastic volatility model for the risky asset price. As the well-posedness of the associated HJB equation is not established, we do not assume the value function is a classical solution of the HJB equation. We instead work with the marginal HJB equation and its unique viscosity solution (the existence and uniqueness of which was established in [9]). Additionally, we do not assume a specific form for the utility function. We only assume that the asymptotic behavior of our utility function as wealth approaches 0 or ∞ is as a power function. Accuracy of the approximation is established.

Our discussion and results are organized as follows: we state our model assumptions, as well as our assumptions on the behavior of the utility function and its derivatives, in section 2. The main theorem is proved in section 3. In section 4, we build our close to optimal portfolio and verify the degree of closeness. In section 5, we graphically illustrate our approximation by an example.

2. Model and Assumptions

We consider the model in [9] and recall the relevant assumptions from [9] below.

Consider a market consisting of one risky asset (e.g., a stock) with price process S_t and one riskless asset (e.g., a bond). The price process of the risky asset satisfies

$$dS_t = \mu(Y_t)S_t dt + \sigma(Y_t)S_t dW_t^1 \quad (2.1)$$

where Y_t is a stochastic factor which evolves as

$$dY_t = b(Y_t) dt + a(Y_t)(\rho dW_t^1 + \sqrt{1 - \rho^2} dW_t^2). \quad (2.2)$$

The vector $W_t = (W_t^1, W_t^2)$ is a two-dimensional standard Brownian motion adapted to the natural filtration $(\mathcal{F}_t)_{t \in [0, T]}$ given by $\mathcal{F}_t = \sigma(W_s : 0 \leq s \leq t)$, and ρ satisfies $-1 < \rho < 1$. We also define the Sharpe ratio $\lambda(Y_t) := \frac{\mu(Y_t) - r}{\sigma(Y_t)}$, where r is the risk free interest rate.

Denote as $C(\mathbb{R})$ the space of continuous functions $f : \mathbb{R} \rightarrow \mathbb{R}$, while $C^k(\mathbb{R})$ is the space of k -times continuously differentiable functions $g : \mathbb{R} \rightarrow \mathbb{R}$ (for $k \geq 1, k \in \mathbb{N}$). The coefficients in the stochastic

differential equations (SDEs) (2.1) and (2.2), as well as λ , satisfy the following conditions (as in Assumption 1 of [9]):

1. $\mu, \sigma \in C(\mathbb{R})$ with σ strictly positive.
2. $b \in C^1(\mathbb{R})$ and $\lambda, a \in C^2(\mathbb{R})$ with a strictly positive.
3. There exists a constant $c_1 > 0$ such that

$$|a| + \left|\frac{1}{a}\right| + |a'| + |a''| + |b| + |b'| + |\lambda| + |\lambda'| + |\lambda''| \leq c_1.$$

As in [9], we denote our terminal utility function by $U_T(x)$. This is a strictly increasing, concave function belonging to $C^5(\mathbb{R})$. In addition, we set

$$u(x) := U_T'(x)$$

and

$$R(x) := \frac{1}{2} \frac{(u(x))^2 u''(x)}{(u'(x))^2} - u(x) \quad (2.3)$$

and make the following assumptions (for a fixed positive $\gamma \neq 1$):

Assumption 1.

$$0 < \inf_{x>0} (x^\gamma u(x)) \leq \sup_{x>0} (x^\gamma u(x)) < \infty \quad (2.4)$$

and

$$0 < \inf_{x>0} (x^\gamma |R(x)|) \leq \sup_{x>0} (x^\gamma |R(x)|) < \infty. \quad (2.5)$$

Assumption 2.

$$0 < \inf_{x>0} \left(\frac{-xu'(x)}{u(x)} \right) \leq \sup_{x>0} \left(\frac{-xu'(x)}{u(x)} \right) < \infty \quad (2.6)$$

and

$$0 < \inf_{x>0} (x^{1+\gamma} |R'(x)|) \leq \sup_{x>0} (x^{1+\gamma} |R'(x)|) < \infty \quad (2.7)$$

Assumption 3.

$$0 < \inf_{x>0} (x^{2+\gamma} |u''(x)|) \leq \sup_{x>0} (x^{2+\gamma} |u''(x)|) < \infty \quad (2.8)$$

and

$$0 < \inf_{x>0} (x^{2+\gamma} |R''(x)|) \leq \sup_{x>0} (x^{2+\gamma} |R''(x)|) < \infty \quad (2.9)$$

We note that every assumption above, except for (2.4) and (2.6), is an additional assumption not made in [9].

Remark 1. One example of a terminal utility which satisfies Assumptions 1-3 above is $U_T(x) = x^{1-\gamma}$. These assumptions allow for any strictly increasing, concave utility function in $C^5(\mathbb{R})$ that behaves as a power function asymptotically as wealth approaches 0 and ∞ .

As the investor will be investing in one risky and one risk-free asset, π_s will denote the discounted amount of wealth invested into the risky asset at time s . We wish to consider only self-financing trading strategies, and thus, denoting by π_s^0 the discounted amount of wealth invested in the risk-free asset, choosing π_s necessarily implies the value of π_s^0 . Because of this, as in [9], we will identify each trading strategy with the amount π_s invested in the risky asset. From this we can define the discounted wealth process $X_s^{t,x,\pi} := \pi_s + \pi_s^0$. This process evolves in the following way

$$dX_s^{t,x,\pi} = \sigma(Y_s) \pi_s (\lambda(Y_s) ds + dW_s^1) \text{ with initial condition } X_t^{t,x,\pi} = x. \quad (2.10)$$

The only strategies considered will be *admissible* strategies, meaning:

1. π_s is progressively measurable with respect to the natural filtration of our two-dimensional Brownian motion.

2. π_s is locally square integrable.
3. Given an initial wealth $x \in (0, \infty)$ and initial time $t \in [0, T]$, the discounted wealth process (2.10) is strictly positive for all $s \in [t, T]$ (so that the investor is never in debt).
4. If $\gamma \geq 1$, $E \int_t^T (X_s^{t,x,\pi})^{-p} (1 + \pi_s^2) ds < \infty$ for every $p \geq 0$.

Denoting the set of admissible trading strategies as \mathcal{A} , we define the **value function process**, $J(t, x)$, as

$$J(t, x) = \operatorname{ess\,sup}_{\pi \in \mathcal{A}} E[U_T(X_T^{t,x,\pi}) | \mathcal{F}_t].$$

The authors in [9] denote the functional representation of the value function process J by $U(t, x, Y_t)$, which formally is a solution to the Hamilton-Jacobi-Bellman (HJB) equation given by

$$U_t + \max_{\pi} \left(\frac{1}{2} \sigma^2(y) \pi^2 U_{xx} + \pi (\sigma(y) \lambda(y) U_x + \rho \sigma(y) a(y) U_{xy}) \right) + \frac{1}{2} a^2(y) U_{yy} + b(y) U_y = 0. \quad (2.11)$$

It is easy to see that the expression being maximized in (2.11) achieves its maximum at the portfolio given by

$$\pi = \frac{-\lambda(y) U_x - \rho a(y) U_{xy}}{\sigma(y) U_{xx}}. \quad (2.12)$$

It is from (2.11) that the authors derive the **marginal HJB equation**. Define $V(t, x, y) := U_x(t, x, y)$. Substituting the maximizing portfolio (2.12) in equation (2.11) and formally differentiating (2.11) partially with respect to x , we get the marginal HJB equation

$$\begin{aligned} V_t + \frac{1}{2} \left(\frac{\lambda(y)V + \rho a(y)V_y}{V_x} \right)^2 V_{xx} - \frac{\lambda(y)V + \rho a(y)V_y}{V_x} \rho a(y)V_{xy} \\ + \frac{1}{2} a^2(y)V_{yy} - \lambda^2(y)V + (b(y) - \lambda(y)\rho a(y))V_y = 0. \end{aligned} \quad (2.13)$$

In [9], it is shown that (2.13) has a unique viscosity solution denoted V . While the question of well-posedness of the HJB equation (2.11) remains unresolved, the authors in [9] are successful in obtaining “ ϵ -optimal” portfolios by working with the marginal HJB equation.

3. Main theorem

Theorem 1. *If $K(x, y) := \lambda^2(y)R(x)$, where $R(x)$ is as in (2.3), then for some constant $c_2 > 0$,*

$$|V(t, x, y) - u(x) - (T - t)K(x, y)| \leq c_2 \frac{(T - t)^2}{2} x^{-\gamma}, \text{ as } T - t \rightarrow 0.$$

Proof. Consider the marginal HJB equation (2.13)

$$\begin{cases} V_t + H(y, V, V_x, V_y, V_{xx}, V_{xy}, V_{yy}) = 0 \\ V(0, x, y) = u(x) \end{cases}$$

where

$$\begin{aligned} H(y, V, V_x, V_y, V_{xx}, V_{xy}, V_{yy}) &= \frac{1}{2} \left(\frac{\lambda(y)V + \rho a(y)V_y}{V_x} \right)^2 V_{xx} \\ &\quad - \frac{\lambda(y)V + \rho a(y)V_y}{V_x} \rho a(y)V_{xy} \\ &\quad + \frac{1}{2} a^2(y)V_{yy} - \lambda^2(y)V + (b(y) - \lambda(y)\rho a(y))V_y. \end{aligned}$$

Reversing and then scaling time via the transformation $t \mapsto \epsilon(T - t)$ gives

$$V_t^\epsilon - \epsilon H(y, V^\epsilon, V_x^\epsilon, V_y^\epsilon, V_{xx}^\epsilon, V_{xy}^\epsilon, V_{yy}^\epsilon) = 0 \quad (3.1)$$

where $V^\epsilon(t, x, y) := V(\epsilon(T - t), x, y)$. We will construct a classical sub- and super-solution \underline{V}^ϵ and \bar{V}^ϵ , respectively, such that $\underline{V}^\epsilon \leq V^\epsilon \leq \bar{V}^\epsilon$. We find the functions \underline{V}^ϵ and \bar{V}^ϵ in the following steps:

STEP 1: We assume the solution V^ϵ to (3.1) has the formal expansion $V^\epsilon = V^{(0)} + \epsilon V^{(1)} + \epsilon^2 V^{(2)} + \dots$. Substituting this expansion into (3.1) and comparing coefficients of $O(1)$ and $O(\epsilon)$, we solve for $V^{(0)}$ and $V^{(1)}$.

STEP 2: We choose functions v_2 and \bar{v}_2 such that $\underline{V}^\epsilon = V^{(0)} + \epsilon V^{(1)} + \epsilon^2 v_2$ and $\bar{V}^\epsilon = V^{(0)} + \epsilon V^{(1)} + \epsilon^2 \bar{v}_2$ are a classical sub- and super-solution, respectively, of (3.1).

STEP 3: Using a comparison principle argument, we get $\underline{V}^\epsilon \leq V^\epsilon \leq \bar{V}^\epsilon$.

We now perform these steps.

STEP 1: We assume $V^\epsilon = V^{(0)} + \epsilon V^{(1)} + \epsilon^2 V^{(2)} + \dots$ and substitute this into (3.1) to obtain:

$$\begin{aligned} & V_t^{(0)} + \epsilon V_t^{(1)} + \epsilon^2 V_t^{(2)} + \dots \\ & - \epsilon \left[\frac{1}{2} \left(\frac{\lambda(y)(V^{(0)} + \epsilon V^{(1)} + \epsilon^2 V^{(2)} + \dots) + \rho a(y)(V_y^{(0)} + \epsilon V_y^{(1)} + \epsilon^2 V_y^{(2)} + \dots)}{V_x^{(0)} + \epsilon V_x^{(1)} + \epsilon V_x^{(2)} + \dots} \right)^2 (V_{xx}^{(0)} + \epsilon V_{xx}^{(1)} + \epsilon V_{xx}^{(2)} + \dots) \right. \\ & \quad \left. - \frac{\lambda(y)(V^{(0)} + \epsilon V^{(1)} + \epsilon^2 V^{(2)} + \dots) + \rho a(y)(V_y^{(0)} + \epsilon V_y^{(1)} + \epsilon^2 V_y^{(2)} + \dots)}{V_x^{(0)} + \epsilon V_x^{(1)} + \epsilon V_x^{(2)} + \dots} \rho a(y)(V_{xy}^{(0)} + \epsilon V_{xy}^{(1)} + \epsilon V_{xy}^{(2)} + \dots) \right. \\ & \quad \left. + \frac{1}{2} a^2(y)(V_{yy}^{(0)} + \epsilon V_{yy}^{(1)} + \epsilon V_{yy}^{(2)} + \dots) - \lambda^2(y)(V^{(0)} + \epsilon V^{(1)} + \epsilon V^{(2)} + \dots) \right. \\ & \quad \left. + (b(y) - \lambda(y)\rho a(y))(V_y^{(0)} + \epsilon V_y^{(1)} + \epsilon V_y^{(2)} + \dots) \right] = 0. \end{aligned} \quad (3.2)$$

Clearing fractions in (3.2), we find that the $O(\epsilon^0)$ term is $-(V_x^{(0)})^2 V_t^{(0)}$. As $V_x^{(0)}$ appears as the leading order term in the denominator of (3.1), it cannot be 0. Thus, we have $V_t^{(0)} = 0$, i.e., $V^{(0)}(t, x, y)$ is a constant function of t . But we have the initial condition $V^{(0)}(0, x, y) = u(x)$, and so

$$V^{(0)}(t, x, y) = u(x) \text{ for all } (t, x, y) \in [0, T] \times (0, \infty) \times \mathbb{R}.$$

Similarly, we set the $O(\epsilon^1)$ terms equal to 0. Removing any terms with factors of 0 in the form of $V_t^{(0)}$, $V_y^{(0)}$, $V_{yy}^{(0)}$, and $V_{xy}^{(0)}$, we are able to solve for $V_t^{(1)}$ and, after integrating with respect to t , we obtain

$$V^{(1)}(t, x, y) = K(x, y)t \text{ for all } (t, x, y) \in [0, T] \times (0, \infty) \times \mathbb{R}$$

where we recall $K(x, y) := \lambda^2(y)R(x)$, with $R(x)$ as in (2.3).

STEP 2: Finally, we set $O(\epsilon^2)$ terms equal to 0 and remove any terms with factors of 0, as before. We are left with (after integrating with respect to t)

$$\begin{aligned} V^{(2)}(t, x, y) = & \left[-2 \frac{K_x K}{u'(x)} + \frac{1}{2} \lambda^2(y) \left(\frac{(u(x))^2 K_{xx}}{(u'(x))^2} + 2 \frac{u(x) K u''(x)}{(u'(x))^2} \right) \right. \\ & + \lambda(y) \rho a(y) \left(\frac{u(x) K_y u''(x)}{(u'(x))^2} - \frac{u(x) K_{xy}}{u'(x)} \right) + \frac{1}{2} a^2(y) K_{yy} \\ & \left. - \lambda^2(y) \left(K + 2 \frac{K_x u(x)}{u'(x)} \right) + (b(y) - \lambda(y) \rho a(y)) K_y \right] \frac{t^2}{2}. \end{aligned}$$

Distributing any of the factored terms in the expression above (except for the last term of $(b(y) - \lambda(y)\rho a(y))K_y$, which we do not distribute) leaves us with nine terms. If we enumerate them as a_1, \dots, a_9 , then we can rewrite the expression above as

$$V^{(2)}(t, x, y) = \sum_{i=1}^9 a_i(x, y) \frac{t^2}{2}.$$

We note that $a_i \sim x^{-\gamma}$ and bounded in y for $1 \leq i \leq 9$, so that if we set $c_2 := \left(9 \max_{1 \leq i \leq 9} \sup_{\substack{x > 0 \\ y \in \mathbb{R}}} \frac{|a_i|}{x^{-\gamma}}\right) + 1$ and take $\bar{v}_2 := c_2 x^{-\gamma} \frac{t^2}{2}$ and $v_2 := -\bar{v}_2$, it follows that

$$\partial_t v_2 < \partial_t V^{(2)} \text{ and } \partial_t \bar{v}_2 > \partial_t V^{(2)}.$$

Now define $V^\epsilon := V^{(0)} + \epsilon V^{(1)} + \epsilon^2 v_2$ (and similarly $\bar{V}^\epsilon := V^{(0)} + \epsilon V^{(1)} + \epsilon^2 \bar{v}_2$). Then plugging V^ϵ into (3.1) we see that each term in the equation is of order $x^{-\gamma}$:

$$\begin{aligned} V_t^\epsilon + \epsilon \left[\frac{1}{2} \left(\frac{\lambda(y)V^\epsilon + \rho a(y)V_y^\epsilon}{V_x^\epsilon} \right)^2 |V_{xx}^\epsilon| + \left| \frac{\lambda(y)V^\epsilon + \rho a(y)V_y^\epsilon}{V_x^\epsilon} \rho a(y)V_{xy}^\epsilon \right| \right. \\ \left. + \frac{1}{2} a^2(y) |V_{yy}^\epsilon| + \lambda^2(y) |V^\epsilon| + |(b(y) - \lambda(y)\rho a(y))V_y^\epsilon| \right] \leq c(\epsilon) x^{-\gamma}, \end{aligned} \quad (3.3)$$

for some constant c that depends only on ϵ . Note that (3.3) also holds for \bar{V}^ϵ . Now, plugging V^ϵ (respectively, \bar{V}^ϵ) into (3.1), we make the following observations: By choice of $V^{(0)}$ and $V^{(1)}$, terms of $O(1)$ and $O(\epsilon)$ disappear. By choice of v_2 , terms of $O(\epsilon^2)$ are strictly negative (respectively, for \bar{V}^ϵ , the choice of \bar{v}_2 makes the $O(\epsilon^2)$ terms strictly positive) in (3.1). From (3.3), we get that terms of $O(\epsilon^n)$, $n \geq 3$, are dominated by the negative $O(\epsilon^2)$ terms for small enough ϵ (respectively, for \bar{V}^ϵ , they are dominated by the positive $O(\epsilon^2)$ terms). Thus, V^ϵ (respectively, \bar{V}^ϵ) is a sub-solution (respectively, super-solution) of (3.1).

STEP 3: At this point, we would like to argue that

$$V^\epsilon(t, x, y) \leq V^\epsilon(t, x, y) \leq \bar{V}^\epsilon(t, x, y) \text{ for all } (t, x, y) \in [0, T] \times (0, \infty) \times \mathbb{R}. \quad (3.4)$$

We note that this is true if and only if

$$\log(V^\epsilon(t, e^z, y)) + \gamma z \leq \log(V^\epsilon(t, e^z, y)) + \gamma z \leq \log(\bar{V}^\epsilon(t, e^z, y)) + \gamma z \text{ for all } (t, z, y) \in [0, T] \times \mathbb{R}^2. \quad (3.5)$$

This equivalence is relevant because the following PDE, which is obtained from the marginal HJB equation via a variable change, has an established comparison principle stated in Proposition 5.7 in [9]:

$$\begin{aligned} W_t^\epsilon + \epsilon \left[-\frac{1}{2} \frac{(\lambda + a\rho W_y^\epsilon)^2}{W_z^\epsilon - \gamma} \left(\frac{W_{zz}^\epsilon}{W_z^\epsilon - \gamma} - 1 \right) - \frac{1}{2} a^2 W_{yy}^\epsilon + a\rho \frac{\lambda + a\rho W_y^\epsilon}{W_z^\epsilon - \gamma} W_{zy}^\epsilon \right. \\ \left. + \frac{1}{2} \lambda^2 + (\lambda a\rho - b) W_y^\epsilon + \frac{1}{2} a^2 (\rho^2 - 1) (W_y^\epsilon)^2 \right] = 0. \end{aligned} \quad (3.6)$$

Equation (3.6) comes from equation (5.2) in [9]. Note that in equation (5.2) in [9], time has already been reversed. We obtained (3.6) by an additional scaling of time by ϵ .

We would like to verify that $W^\epsilon(t, z, y) := \log(V^\epsilon(t, e^z, y)) + \gamma z$ and $\bar{W}^\epsilon(t, z, y) := \log(\bar{V}^\epsilon(t, e^z, y)) + \gamma z$ are a sub- and super-solution (respectively) of (3.6), where $z = \log(x)$. Note that for W^ϵ and \bar{W}^ϵ to exist, we must have that $V^\epsilon > 0$ and $\bar{V}^\epsilon > 0$. For ϵ small enough, it follows from the definitions of V^ϵ and \bar{V}^ϵ and from Assumptions 1-3 that $V^\epsilon > 0$ and $\bar{V}^\epsilon > 0$.

Now, notice that if $W^\epsilon(t, z, y) = \log(V^\epsilon(t, e^z, y)) + \gamma z$, then $V^\epsilon(t, x, y) = e^{-\gamma \log(x)} e^{W^\epsilon(t, \log(x), y)}$. Since V^ϵ is a classical sub-solution of (3.1), substituting $V^\epsilon(t, x, y) = e^{-\gamma \log(x)} e^{W^\epsilon(t, \log(x), y)}$ into (3.1) shows that W^ϵ is a classical sub-solution of (3.6) (similarly, \bar{W}^ϵ is a classical super-solution of (3.6)).

Proposition 5.7 of [9] gives a comparison principle for bounded sub- and super-solutions of (3.6). Note that \bar{W}^ϵ and \bar{V}^ϵ are bounded functions (because $\bar{V}^\epsilon, \bar{V}^\epsilon \sim x^{-\gamma}$), so by Proposition 5.7, we obtain

$$\bar{W}^\epsilon(t, z, y) \leq W^\epsilon(t, z, y) \leq \bar{W}^\epsilon(t, z, y) \text{ for all } (t, z, y) \in [0, T] \times \mathbb{R}^2.$$

The equivalence of (3.4) and (3.5) implies

$$\bar{V}^\epsilon(t, x, y) \leq V^\epsilon(t, x, y) \leq \bar{V}^\epsilon(t, x, y) \text{ for all } (t, x, y) \in [0, T] \times (0, \infty) \times \mathbb{R}$$

where $\bar{V}^\epsilon(t, x, y) = V^{(0)} + \epsilon V^{(1)} + \epsilon^2 V^{(2)} = u(x) + \epsilon t K(x, y) - c_2 \frac{(\epsilon t)^2}{2} x^{-\gamma}$, $\bar{V}^\epsilon(t, x, y) = u(x) + \epsilon t K(x, y) + c_2 \frac{(\epsilon t)^2}{2} x^{-\gamma}$, and V^ϵ is the unique viscosity solution of (3.1). Letting $\epsilon t = T - t$, we get

$$V(t, x, y) \leq V(t, x, y) \leq \bar{V}(t, x, y) \text{ for all } (t, x, y) \in [0, T] \times (0, \infty) \times \mathbb{R}$$

where $V(t, x, y) = u(x) + (T - t)K(x, y) - c_2 \frac{(T - t)^2}{2} x^{-\gamma}$ and $\bar{V}(t, x, y) = u(x) + (T - t)K(x, y) + c_2 \frac{(T - t)^2}{2} x^{-\gamma}$, and V is the unique viscosity solution of (2.13). Therefore,

$$u(x) + (T - t)K(x, y) - c_2 \frac{(T - t)^2}{2} x^{-\gamma} \leq V(t, x, y) \leq u(x) + (T - t)K(x, y) + c_2 \frac{(T - t)^2}{2} x^{-\gamma} \quad (3.7)$$

Thus,

$$|V(t, x, y) - u(x) - (T - t)K(x, y)| \leq c_2 \frac{(T - t)^2}{2} x^{-\gamma} \text{ for all } (t, x, y) \in [0, T] \times (0, \infty) \times \mathbb{R}.$$

□

Corollary 1. *For c_2 as in the argument above, we have*

$$\begin{cases} \text{if } \gamma \in (0, 1) & \text{then } |J(t, x) - (U_T(x) + (T - t) \int_0^x K(r, Y_t) dr)| \leq c_2 \frac{(T - t)^2}{2(1 - \gamma)} x^{1 - \gamma} \\ \text{if } \gamma \in (1, \infty) & \text{then } |J(t, x) - (U_T(x) - (T - t) \int_x^\infty K(r, Y_t) dr)| \leq c_2 \frac{(T - t)^2}{2(1 - \gamma)} x^{1 - \gamma} \end{cases}, \text{ as } T - t \rightarrow 0.$$

Proof. In each case, we integrate (3.7) over the appropriate region (either $[0, x]$ or $[x, \infty]$) and note that by Theorems 6.3 and 6.8 of [9], $J(t, x)$ can be represented by the integral of the viscosity solution V of (2.13) over the appropriate region (again, either $[0, x]$ or $[x, \infty]$, depending on γ). □

4. Building the approximating portfolio

Suppose $\gamma \in (0, 1)$, define $\hat{U} := U_T(0+) + \int_0^x u(r) + (T - t)K(r, y) dr$ (if $\gamma \in (1, \infty)$, we define $\hat{U} := U_T(\infty) - \int_x^\infty u(r) + (T - t)K(r, y) dr$). We will consider the case $\gamma \in (0, 1)$ while the case $\gamma \in (1, \infty)$ will be analogous. In this section we will show that the portfolio given by

$$\hat{\pi} := -\frac{\lambda}{\sigma} \frac{\hat{U}_x}{\hat{U}_{xx}} - \frac{\rho a}{\sigma} \frac{\hat{U}_{xy}}{\hat{U}_{xx}} \quad (4.1)$$

is close to optimal near horizon. We do this in two stages. We first show that the portfolio, $\hat{\pi}$, associated with the sub-solution V results in an expected terminal utility close to the optimal expected terminal utility; the degree of closeness to the optimal value is measured in terms of time to horizon. This is done in Lemma 1. We next verify, in Lemma 2 that the two portfolios, $\hat{\pi}$ and $\tilde{\pi}$, are close near horizon.

To begin, we consider the following function for $\gamma \in (0, 1)$:

$$\tilde{U}(t, x, y) := U_T(0+) + \int_0^x V(t, r, y) dr$$

(and if $\gamma \in (1, \infty)$, $\tilde{U}(t, x, y) := U_T(\infty) - \int_x^\infty V(t, r, y) dr$) where V is the sub-solution of (2.13) (i.e., $\partial_t(V) + H(y, V, V_x, V_y, V_{xx}, V_{xy}, V_{yy}) \geq 0$, the sub-solution inequality has changed direction because we have undone the time reversal), and $U_T(0+) := \lim_{x \rightarrow 0} U_T(x)$ and $U_T(\infty) := \lim_{x \rightarrow \infty} U_T(x)$. By integrating (2.13), with respect

to x , we see that \tilde{U} is a sub-solution of the HJB equation (2.11).

Let

$$\tilde{\pi} := -\frac{\lambda}{\sigma} \frac{\tilde{U}_x}{\tilde{U}_{xx}} - \frac{\rho a}{\sigma} \frac{\tilde{U}_{xy}}{\tilde{U}_{xx}} \quad (4.2)$$

be the portfolio generated by \tilde{U} and $\tilde{X}_s^{t,x}$ be the discounted wealth process associated with the portfolio $\tilde{\pi}$ which evolves as in (2.10). Lemma 1 states that the investor's expected utility of terminal wealth under portfolio $\tilde{\pi}$ approximates the solution of the portfolio optimization problem. To prove this, we must first verify that $\tilde{\pi}$ is an admissible process. It is clear that $\tilde{\pi}_t$ is progressively measurable, as it is continuous in t . As $\tilde{\pi}_t$ is bounded by a linear function of x , which is easily seen from Assumptions 1 and 2, the argument in the appendix can be modified to prove conditions 2 and 4 of the set of admissible strategies.

Lemma 1. For $\tilde{X}_s^{t,x}$ the wealth process under portfolio $\tilde{\pi}$,

$$|J(t, x) - E[U_T(\tilde{X}_T^{t,x}) | \mathcal{F}_t]| \leq c_2 \frac{(T-t)^2}{2(1-\gamma)} x^{1-\gamma}, \text{ as } T-t \rightarrow 0.$$

Proof. We first apply Ito's formula to $\tilde{U}(s, \tilde{X}_s^{t,x}, Y_s)$ to get:

$$\begin{aligned} \underbrace{\tilde{U}(T, \tilde{X}_T^{t,x}, Y_T) - \tilde{U}(t, \tilde{X}_t^{t,x}, Y_t)}_{U_T(\tilde{X}_T^{t,x})} &= \int_t^T \left(\tilde{U}_t + \sigma \tilde{\pi} \lambda \tilde{U}_x + b \tilde{U}_y + \frac{1}{2} \sigma^2 \tilde{\pi}^2 \tilde{U}_{xx} + \sigma \tilde{\pi} a \rho \tilde{U}_{xy} + \frac{1}{2} a^2 \tilde{U}_{yy} \right) ds \\ &\quad + \underbrace{\int_t^T \left(\sigma \tilde{\pi} \tilde{U}_x + a \rho \tilde{U}_y \right) dW_s^1 + \int_t^T a \sqrt{1 - \rho^2} \tilde{U}_y dW_s^2}_{\text{local martingales}} \end{aligned}$$

The drift term on the right hand side is positive (as \tilde{U} is a sub-solution of (2.11)). Since the other terms on the right hand side are local martingales, we can find a sequence $\{\tau_n\}_{n=1}^\infty$ of stopping times such that $\tau_n \in [t, T]$, $\tau_n \leq \tau_{n+1}$ a.s. for all n , and $\tau_n \rightarrow T$ a.s. as $n \rightarrow \infty$. In particular, if we replace T with $T \wedge \tau_n$, the local martingales will become martingales:

$$\begin{aligned} \tilde{U}(T \wedge \tau_n, \tilde{X}_{T \wedge \tau_n}^{t,x}, Y_{T \wedge \tau_n}) - \tilde{U}(t, \tilde{X}_t^{t,x}, Y_t) &= \int_t^{T \wedge \tau_n} \left(\tilde{U}_s + \sigma \tilde{\pi} \lambda \tilde{U}_x + b \tilde{U}_y \right. \\ &\quad \left. + \frac{1}{2} \sigma^2 \tilde{\pi}^2 \tilde{U}_{xx} + \sigma \tilde{\pi} a \rho \tilde{U}_{xy} + \frac{1}{2} a^2 \tilde{U}_{yy} \right) ds + \int_t^{T \wedge \tau_n} \left(\sigma \tilde{\pi} \tilde{U}_x + a \rho \tilde{U}_y \right) dW_s^1 + \int_t^{T \wedge \tau_n} a \sqrt{1 - \rho^2} \tilde{U}_y dW_s^2 \end{aligned}$$

Now we take the conditional expectation of both sides, which causes the previously local martingale terms to drop out:

$$\begin{aligned}
& E[\tilde{U}(T \wedge \tau_n, \tilde{X}_{T \wedge \tau_n}^{t,x}, Y_{T \wedge \tau_n}) | \mathcal{F}_t] - \tilde{U}(t, \tilde{X}_t^{t,x}, Y_t) \\
&= \int_t^{T \wedge \tau_n} E \left[\tilde{U}_s + \sigma \tilde{\pi} \lambda \tilde{U}_x + b \tilde{U}_y + \frac{1}{2} \sigma^2 \tilde{\pi}^2 \tilde{U}_{xx} + \sigma \tilde{\pi} a \rho \tilde{U}_{xy} + \frac{1}{2} a^2 \tilde{U}_{yy} | \mathcal{F}_t \right] ds \geq 0
\end{aligned} \tag{4.3}$$

where the last inequality is a result of recognizing the expression in the conditional expectation is the HJB equation of which \tilde{U} is a sub-solution.

Now, clearly, $\tilde{U}(T \wedge \tau_n, \tilde{X}_{T \wedge \tau_n}^{t,x}, Y_{T \wedge \tau_n}) \rightarrow \tilde{U}(T, \tilde{X}_T^{t,x}, Y_T) = U_T(\tilde{X}_T^{t,x})$ a.s. as $n \rightarrow \infty$. Also, we have

$$\begin{aligned}
|\tilde{U}(T \wedge \tau_n, \tilde{X}_{T \wedge \tau_n}^{t,x}, Y_{T \wedge \tau_n})| &= \left| U_T(0+) + \int_0^{\tilde{X}_{T \wedge \tau_n}^{t,x}} u(r) + (T - T \wedge \tau_n) K(r, Y_{T \wedge \tau_n}) + c_2 \frac{(T - T \wedge \tau_n)^2}{2} r^{-\gamma} dr \right| \\
&\leq |U_T(0+)| + \int_0^{\tilde{X}_{T \wedge \tau_n}^{t,x}} |u(r)| + T |K(r, Y_{T \wedge \tau_n})| + c_2 \frac{T^2}{2} r^{-\gamma} dr \\
&\leq |U_T(0+)| + \int_0^{\tilde{X}_{T \wedge \tau_n}^{t,x}} c_3 r^{-\gamma} dr \\
&= |U_T(0+)| + c_3 (\tilde{X}_{T \wedge \tau_n}^{t,x})^{1-\gamma}
\end{aligned}$$

for some constant c_3 .

To see that $\{(\tilde{X}_{T \wedge \tau_n}^{t,x})^{1-\gamma}\}_{n=1}^\infty$ is dominated by an integrable function, we refer the reader to Lemma 3 which is proven in the appendix. Thus, we are in a position to apply the dominated convergence theorem, which tells us

$$E[\tilde{U}(T \wedge \tau_n, \tilde{X}_{T \wedge \tau_n}^{t,x}, Y_{T \wedge \tau_n}) | \mathcal{F}_t] \rightarrow E[U_T(\tilde{X}_T^{t,x}) | \mathcal{F}_t] \text{ a.s. as } n \rightarrow \infty.$$

As a result, (4.3) and the above result give

$$\tilde{U}(t, x, Y_t) = \tilde{U}(t, \tilde{X}_t^{t,x}, Y_t) \leq E[U_T(\tilde{X}_T^{t,x}) | \mathcal{F}_t] \leq \operatorname{ess\,sup}_{\pi \in \mathcal{A}} E[U_T(X_T^{t,x,\pi}) | \mathcal{F}_t] = J(t, x) \tag{4.4}$$

Now, recall inequality (3.7):

$$u(x) + (T - t)K(x, y) - c_2 \frac{(T - t)^2}{2} x^{-\gamma} \leq V(t, x, y) \leq u(x) + (T - t)K(x, y) + c_2 \frac{(T - t)^2}{2} x^{-\gamma}. \tag{4.5}$$

By Theorems 6.3 and 6.8 of [9], integrating this inequality over the region $[0, x]$ and adding $U_T(0+)$ to all sides gives

$$\tilde{U}(t, x, y) \leq J(t, x) \leq U(0+) + \int_0^x u(r) + (T - t)K(r, y) + c_2 \frac{(T - t)^2}{2} r^{-\gamma} r dr \tag{4.6}$$

and, subtracting \tilde{U} from all sides of (4.6), we find that

$$0 \leq J(t, x) - \tilde{U}(t, x, Y_t) \leq c_2 \frac{(T - t)^2}{(1 - \gamma)} x^{1-\gamma} \tag{4.7}$$

Finally, (4.7) together with (4.4) give $|J(t, x) - E[U_T(\tilde{X}_T^{t,x}) | \mathcal{F}_t]| \leq c_2 \frac{(T - t)^2}{(1 - \gamma)} x^{1-\gamma}$. \square

Although the portfolio $\tilde{\pi}$ approximates the solution of the optimal investment problem, in practice it cannot be computed due to the constant c_2 , the value of which is not specified in the definition of \underline{V} . It is with this issue in mind that the next lemma is introduced, as it shows the computable portfolio $\hat{\pi}$ defined in (4.1) is close to the approximating portfolio $\tilde{\pi}$.

Lemma 2. For $\hat{\pi}$ and $\tilde{\pi}$ defined in (4.1) and (4.2), respectively, we have

$$|\tilde{\pi} - \hat{\pi}| = O((T-t)^2)O(1+x), \text{ as } T-t \rightarrow 0. \quad (4.8)$$

Proof. For some constant $\tilde{C} > 0$, we have

$$\begin{aligned} |\tilde{\pi} - \hat{\pi}| &= \left| \frac{-\lambda\tilde{U}_x - \rho a\tilde{U}_{xy}}{\sigma\tilde{U}_{xx}} - \frac{-\lambda\hat{U}_x - \rho a\hat{U}_{xy}}{\sigma\hat{U}_{xx}} \right| \\ &= \left| \frac{-\lambda(\tilde{U}_x\hat{U}_{xx} - \hat{U}_x\tilde{U}_{xx}) - \rho a(\tilde{U}_{xy}\hat{U}_{xx} - \hat{U}_{xy}\tilde{U}_{xx})}{\sigma\tilde{U}_{xx}\hat{U}_{xx}} \right| \\ &= \left| \frac{-\lambda\frac{(T-t)^2}{2}\tilde{C}[u'(x)x^{-\gamma} + (T-t)K_x x^{-\gamma} + -\gamma u(x)x^{-\gamma-1}] - \rho a\gamma\tilde{C}\frac{(T-t)^3}{2}x^{-\gamma-1}K_{xy}}{\sigma[(u'(x))^2 + 2(T-t)K_x u'(x) - \gamma\tilde{C}\frac{(T-t)^2}{2}x^{-\gamma-1}u'(x) + (T-t)^2K_x^2 - \tilde{C}\gamma\frac{(T-t)^3}{2}x^{-\gamma-1}K_x]} \right| \\ &= \begin{cases} O((T-t)^2)O(1) & \text{as } x \rightarrow 0 \\ O((T-t)^2)O(x) & \text{as } x \rightarrow \infty \end{cases} \\ &= O((T-t)^2)O(1+x) \end{aligned}$$

where the second to last equality is by Assumption 2 and the definition of $K(x, y)$. \square

Thus, for each fixed x , we see as t approaches T (i.e., is near horizon), $\hat{\pi}$ approaches $\tilde{\pi}$, implying $\hat{\pi}$ approximates $\tilde{\pi}$ near horizon.

5. Example

We consider the following model: the risky asset satisfies (2.1) with $\mu(y) = \mu$ a constant function and $\sigma(y) = \frac{1}{\sqrt{y}}$. The stochastic factor satisfies (2.2) with $b(y) = (m - y)$ and $a(y) = \beta\sqrt{y}$ where m and β are constants. This model appears as equation (106) in section 6.4 of [3], where the authors assume their model has a slow factor (hence the presence of a factor δ in their model). As we do not assume the factor in our model is a slow factor, we have set $\delta = 1$.

For our graphs, we set: $\mu = 0.0811$, $m = 27.9345$, and $\beta = 1.12$; the variable y is fixed at 27.9345; $T = 2$; the correlation coefficient between our two Brownian motions is $\rho = 0.5241$; and $\gamma = 3$. We consider the power utility function $U_T(x) = \frac{x^{(1-\gamma)}}{1-\gamma} = -\frac{1}{2x^2}$. Note that this utility function satisfies Assumptions 1 - 3. These parameter values were taken from [3]; these values were approximated from data.

An explicit formula for the value function under the assumed model in this example was derived in [14]. The authors of [3] use this formula with the constant value assumptions stated above. We now restate the formula for the value function. If $f(r) := \frac{\beta^2}{2}r^2 + \frac{(1-\gamma)\beta\mu\rho-\gamma}{\gamma}r + \frac{(\gamma+(1-\gamma)\rho^2)(1-\gamma)\mu^2}{2\gamma^2}$, where we substitute the above values we have assumed for the variables in $f(r)$, then solving $f(r) = 0$ gives one positive root and one negative root of f , denoted a_+ and a_- , respectively. In addition, we set α to be the discriminant of the quadratic polynomial $f(r)$. Then, if we let $A(t, T) = \frac{(1-e^{-\alpha(T-t)})a_-}{1-\frac{a_-}{a_+}e^{-\alpha(T-t)}}$ and $B(t, T) = m \left((T-t)a_- - \frac{2}{\beta^2} \log\left(\frac{1-\frac{a_-}{a_+}e^{-\alpha(T-t)}}{1-\frac{a_-}{a_+}}\right) \right)$, the value function is given by

$$\begin{aligned} U(t, x, y) &= -\frac{1}{2x^2} e^{\left(\frac{\gamma}{\gamma+(1-\gamma)\rho^2}\right)(yA(t,T)+B(t,T))} \\ &\approx -\frac{0.485022}{x^2} \end{aligned} \quad (5.1)$$

where we substituted all of the parameter values we assumed in the beginning of this section to obtain the approximation. In addition, we assumed a starting time of $t = 1.5$.

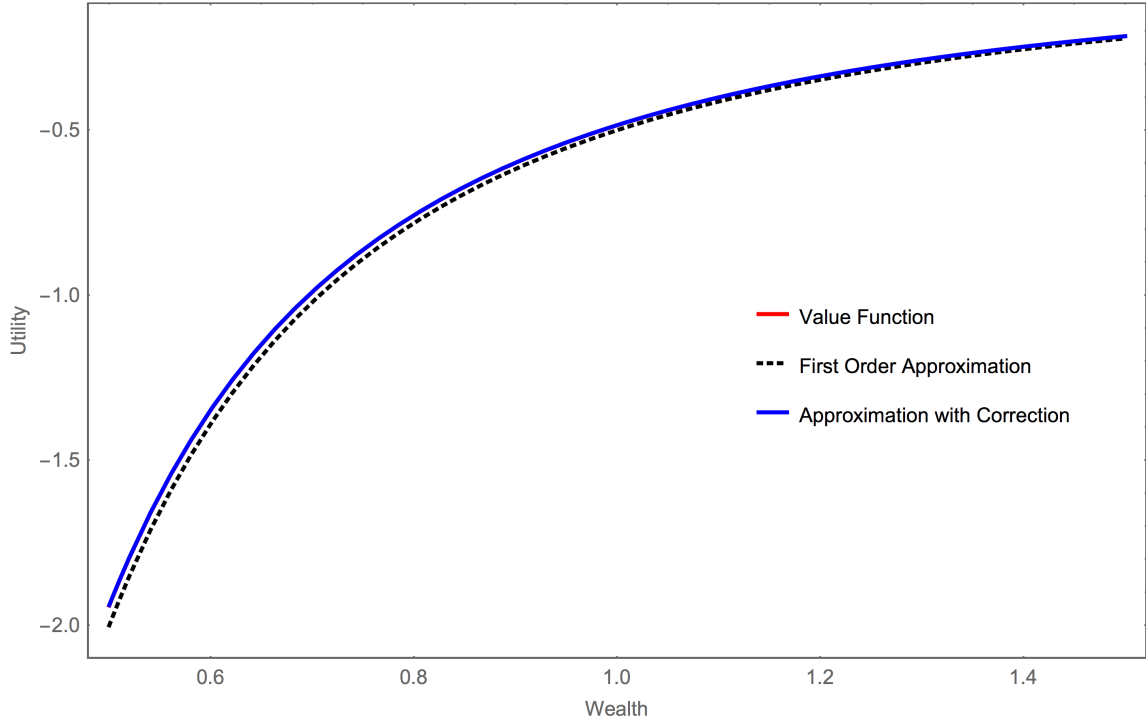
Under our terminal utility function $U_T(x) = -\frac{1}{2x^2}$, our approximation of the value function is given by

$$\begin{aligned}
\hat{U}(t, x, y) &= U_T(x) - (T - t) \int_x^\infty K(r, y) dr \\
&= -\frac{1}{2x^2} - (T - t) \int_x^\infty K(r, 27.9345) dr \\
&\approx -\frac{0.484689}{x^2}.
\end{aligned} \tag{5.2}$$

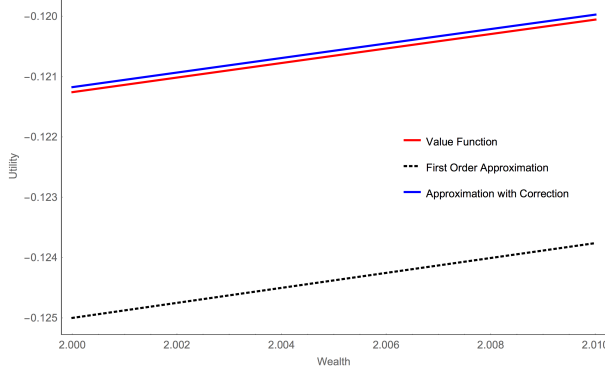
The approximate difference between the value function and our approximation was calculated to be $\frac{0.000332939}{x^2}$. We can now substitute (5.1) and (5.2) into (2.12) to obtain the following result for the respective portfolios π_U and $\hat{\pi}$:

$$\pi_U(x) \approx 0.750482x \text{ and } \hat{\pi}(x) \approx 0.748982x. \tag{5.3}$$

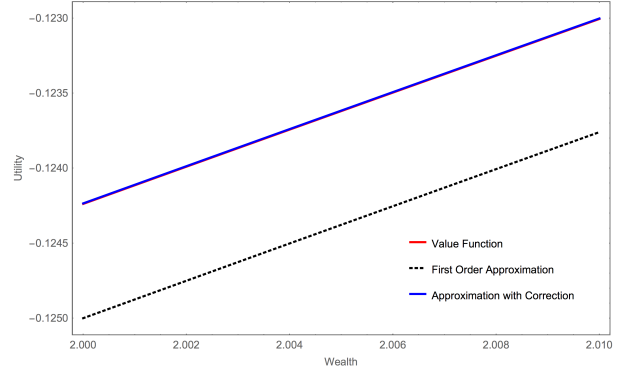
The difference between the two portfolios is given by $0.00150032x$. Below are some plots generated in Mathematica which illustrate graphically the degree of approximation:



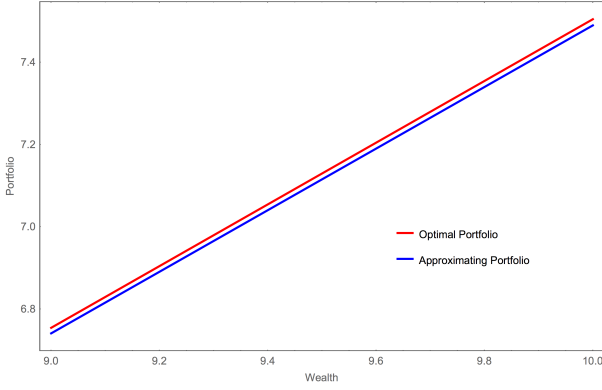
(a) $t = 1.5$, $T = 2$; The value function is plotted against the first order approximation $U_T(x)$ and the first order approximation with the additional correction term. It is difficult to distinguish between the value function and the second order approximation.



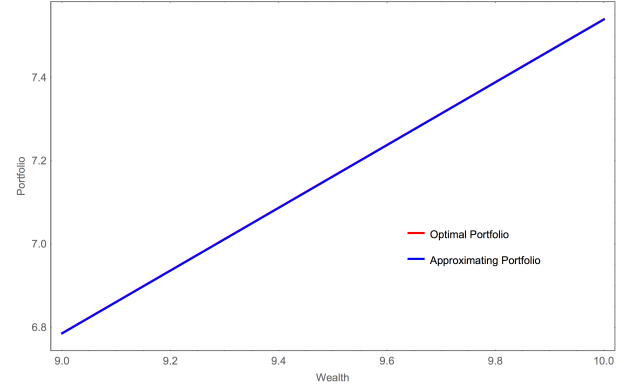
(b) $t = 1.5, T = 2$; When the wealth interval is small, differences between the value portfolio and the approximations are more apparent.



(c) $t = 1.9, T = 2$; When the time interval is shortened from a length of 0.5 to a length of 0.1, the approximation with correction is much closer to the value function.



(d) $t = 1.5, T = 2$; The portfolios generated by the value function and the approximation with correction are shown in this figure to be close.



(e) $t = 1.9, T = 2$; When the time interval is shortened from a length of 0.5 to a length of 0.1, the approximating portfolio is much closer to the value portfolio.

6. Appendix

Lemma 3. Let $\tilde{X}_s^{t,x}$ be the wealth process given by the SDE (2.10) with portfolio $\tilde{\pi}$ defined in (4.2). Then $\{(\tilde{X}_{T \wedge \tau_n}^{t,x})^{1-\gamma}\}_{n=1}^\infty$ is uniformly bounded by an integrable random variable.

Proof. We apply Ito's formula to $\log(\tilde{X}^{t,x})^{1-\gamma}$ to get

$$\begin{aligned} \log(\tilde{X}_u^{t,x})^{1-\gamma} &= (1-\gamma) \log \tilde{X}_u^{t,x} \\ &= \log x^{1-\gamma} + (1-\gamma) \int_t^u \left[\sigma(Y_s) \lambda(Y_s) \frac{\tilde{\pi}_s}{\tilde{X}_s^{t,x}} - \frac{1}{2} \sigma^2(Y_s) \left(\frac{\tilde{\pi}_s}{\tilde{X}_s^{t,x}} \right)^2 \right] ds + (1-\gamma) \int_t^u \sigma(Y_s) \frac{\tilde{\pi}_s}{\tilde{X}_s^{t,x}} dW_s^1 \end{aligned}$$

Let $M_u := (1-\gamma) \int_t^u \sigma(Y_s) \frac{\tilde{\pi}_s}{\tilde{X}_s^{t,x}} dW_s^1$, for $t \leq u \leq T$. From Assumptions 1 and 2 we see that $|\frac{\tilde{\pi}}{x}| \leq C$ and by boundedness of σ and λ there exists $c_4 > 0$ such that

$$\begin{aligned} \log(\tilde{X}_u^{t,x})^{1-\gamma} &\leq \log x^{1-\gamma} + c_4(u-t) + M_u \\ &\leq \log x^{1-\gamma} + c_4 T + M_u. \end{aligned}$$

So

$$(\tilde{X}_u^{t,x})^{1-\gamma} \leq x^{1-\gamma} e^{c_4 T} e^{M_u}.$$

Define $Z_u := e^{M_u - \frac{1}{2}[M]_u}$ where $[M]_u = (1 - \gamma)^2 \int_t^u \sigma^2(Y_s) \left(\frac{\tilde{\pi}_s}{\tilde{X}_s^{t,x}} \right)^2 ds$. Since $\sigma(y) \frac{\tilde{\pi}}{x}$ is a bounded function, Z is a square-integrable martingale. Then for a constant $c_5 > 0$, we can write

$$(\tilde{X}_u^{t,x})^{1-\gamma} \leq x^{1-\gamma} e^{c_5 T} Z_u \leq x^{1-\gamma} e^{c_5 T} \sup_{t \leq u \leq T} Z_u.$$

Define $K := x^{1-\gamma} e^{c_5 T} \sup_{t \leq u \leq T} Z_u$, then

$$E|K| \leq x^{1-\gamma} e^{c_5 T} (1 + 4EZ_T^2) < \infty$$

as $\sigma(y) \frac{\tilde{\pi}}{x}$ is bounded. Thus $\{(\tilde{X}_{T \wedge \tau_n}^{t,x})^{1-\gamma}\}_{n=1}^\infty$ is uniformly bounded by the integrable random variable K . \square

References

- [1] Michael G. Crandall, Hitoshi Ishii, and Pierre-Louis Lions. User's guide to viscosity solutions of second order partial differential equations. *Bull. Amer. Math. Soc. (N.S.)*, 27(1):1–67, 1992.
- [2] Jakša Cvitanić and Ioannis Karatzas. Convex duality in constrained portfolio optimization. *Ann. Appl. Probab.*, 2(4):767–818, 1992.
- [3] Jean-Pierre Fouque, Ronnie Sircar, and Thaleia Zariphopoulou. Portfolio optimization & stochastic volatility asymptotics. 2013. *Submitted for publication*.
- [4] Ioannis Karatzas, John P. Lehoczky, Steven E. Shreve, and Gan-Lin Xu. Martingale and duality methods for utility maximization in an incomplete market. *SIAM Journal on Control and Optimization*, 29(3):702–730, 1991.
- [5] Dmitry Kramkov and Walter Schachermayer. The asymptotic elasticity of utility functions and optimal investment in incomplete markets. *Ann. Appl. Probab.*, 9(3):904–950, 1999.
- [6] Matthew Lorig and Ronnie Sircar. Portfolio optimization under local-stochastic volatility: Coefficient taylor series approximations & implied sharpe ratio. *Available at SSRN*, 2015.
- [7] Robert C. Merton. Lifetime portfolio selection under uncertainty: The continuous-time case. *The review of Economics and Statistics*, pages 247–257, 1969.
- [8] Robert C. Merton. Optimum consumption and portfolio rules in a continuous-time model. *Journal of economic theory*, 3(4):373–413, 1971.
- [9] Sergey Nadtochiy and Thaleia Zariphopoulou. An approximation scheme for solution to the optimal investment problem in incomplete markets. *SIAM J. Financial Math.*, 4(1):494–538, 2013.
- [10] Tao Pang. Portfolio optimization models on infinite-time horizon. *J. Optim. Theory Appl.*, 122(3):573–597, 2004.
- [11] Tao Pang. Stochastic portfolio optimization with log utility. *Int. J. Theor. Appl. Finance*, 9(6):869–887, 2006.
- [12] Walter Schachermayer. Optimal investment in incomplete markets when wealth may become negative. *Ann. Appl. Probab.*, 11(3):694–734, 2001.
- [13] Michael Tehranchi. Explicit solutions of some utility maximization problems in incomplete markets. *Stochastic Process. Appl.*, 114(1):109–125, 2004.
- [14] Thaleia Zariphopoulou. A solution approach to valuation with unhedgeable risks. *Finance Stoch.*, 5(1):61–82, 2001.