

# Energy decomposition analysis of neutral and negatively charged borophenes

T. Tarkowski, J.A. Majewski, N. Gonzalez Szwacki\*

*Institute of Theoretical Physics, Faculty of Physics, University of Warsaw, Pasteura 5, PL-02093 Warszawa, Poland*

## Abstract

The effect of external static charging on borophenes – 2D boron crystals – is investigated by using first principles calculations. The influence of the excess negative charge on the stability of the 2D structures is examined using a very simple analysis of decomposition of the binding energy of a given boron layer into contributions coming from boron atoms that have different coordination numbers. This analysis is important to understand how the local neighbourhood of an atom influences the overall stability of the monolayer structure. The decomposition is done for the  $\alpha$ -sheet and its related family of structures. From this analysis, we have found a preference for 2D crystals with very small or very high charges per atom. The structures with intermediate charges are energetically not favourable. We have also found a clear preference in terms of binding energy for the experimentally seen  $\gamma$ -sheet and  $\delta$ -sheet structures that is almost independent on the considered excess of negative charge of the structures. On the other hand, a model based solely on nearest-neighbour interactions, although instructive, is too simple to predict binding energies accurately.

**Keywords:** *ab initio* calculations, borophene, energy decomposition

**PACS:** 31.15.A-, 31.15.es, 61.46.-w, 62.23.Kn, 62.25.-g, 68.65.-k

## 1. Introduction

Like carbon, boron can adopt bonding configurations that favor the formation of low-dimensional structures such as nanotubes, fullerenes, and sheets. With these different forms (or allotropes) could come interesting and novel properties distinct from that of the bulk structures. Two-dimensional (2D) allotropes of boron have been studied theoretically more extensively during the last ten years [1]. Very recently, their experimental realization has been achieved on metallic surfaces on which boron can adopt several forms. G. Tai *et al.* [2] reported the synthesis of 2D boron structures on copper foils by chemical vapor deposition by combining boron and  $B_2O_3$  to make  $B_2O_2$  vapour and reducing it with hydrogen while passing it over copper foil. Their 2D boron structures consist of  $B_{12}$  icosahedra held together by  $B_2$  dumbbells and behaves as a direct band gap semiconductor. The same year, Mannix *et al.* [3] reported the synthesis of 2D boron sheets grown on a single crystal Ag(111) substrate under ultrahigh-vacuum (UHV) conditions. The structure of the obtained sheets was that of a buckled-triangular (bt) arrangement of atoms (see Fig. 1a) that can be considered as built of distorted pyramid  $B_7$  units. Similarly, Feng *et al.* [4] used molecular beam epitaxy (MBE) to grow 2D sheets of boron on a metallic Ag(111) substrate by direct evaporation of a pure boron source under UHV conditions. Two distinct forms of boron sheets have been observed, both consisting

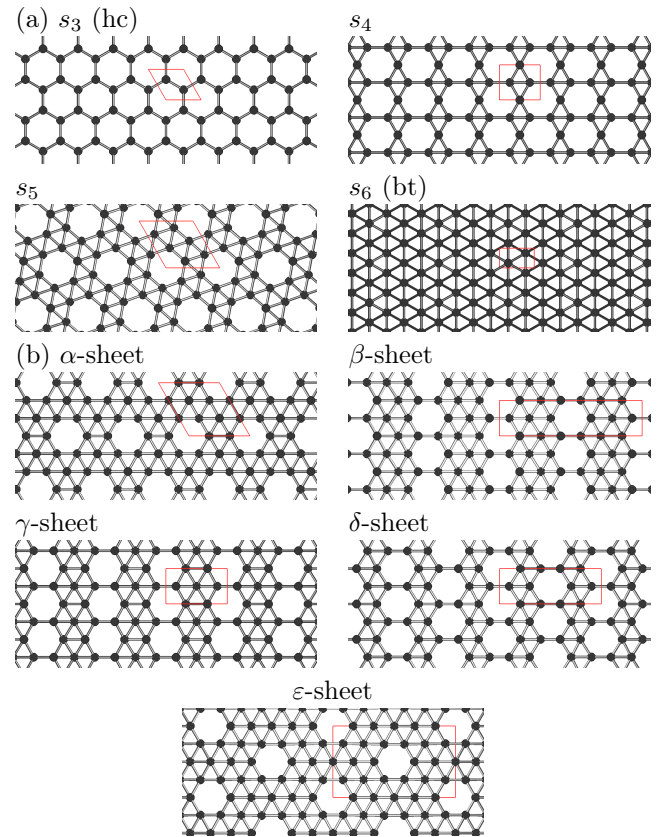


Figure 1: (Color online). 2D boron layers considered in this study. (a) Structures that are used to calculate the values of the  $e_i$  energies in our model. (b) Structures that are used to test the accuracy of our model. In all cases, the conventional unit cells are shown in red.

\*Corresponding author.

Email address: gonz@fuw.edu.pl (N. Gonzalez Szwacki)

of planar triangular layers but with different arrangements of empty hexagons (hexagonal holes or vacancies). In one form (labeled in this work as  $\gamma$ -sheet, see Fig. 1b) rows of filled hexagons (planar  $B_7$  units) are separated by chains of empty hexagons; in the other (labeled in this work as  $\delta$ -sheet, see Fig. 1b), boron atoms take up narrower zigzag stripes separated by arrays of empty hexagons. In both cases, the sheets are flat, metallic in character, and quite stable against oxidation in air. Moreover, the sheets appear to be robust and only weakly bound to their substrate, indicating that it might be possible to obtain free-standing sheets, but the question of how to detach the sheets from the substrates is still open. These experimental studies pave the way to fascinating applications in nanoelectronic and nanophotonic devices.

There are still many unanswered questions about the structure and properties of 2D boron structures. In this work, we concentrate only on monolayer boron structures. For these structures it is not clear, for instance, why from the vast number of distinct 2D boron sheets reported theoretically [5], only some of them seem to be favored and realized experimentally. Also, the  $\alpha$ -sheet that has been predicted to be the most stable one-atom-thick form of 2D boron [6] has not been obtained so far. As of our understanding, the main factors that may influence the structure of 2D boron crystals are the strain induced by the substrate and the amount of negative charge that is transferring from the substrate. In this study, we propose a simple model to predict the structure of 2D boron crystals exposed to static negative charge. The model does not include the strain but may serve as a first step in the search for stable charged boron sheets.

## 2. Computational approach

Our first principles calculations are based on density functional theory (DFT) and the projector augmented wave (PAW) method as implemented in the QUANTUM ESPRESSO simulation package [7]. For the exchange and correlation functional, we use a revised Perdew-Burke-Ernzerhof spin-polarized generalized gradient approximation (PBEsol-GGA) functional. The plane-wave basis set is converged using a 60 Ry energy cutoff. A  $8 \times 8 \times 1$   $k$ -point mesh and a Gaussian smearing of 0.005 Ry is used in the Brillouin Zone integration. The calculations are done using supercells ensuring a 50 Å separation between adjacent layers. For the charged structures, the amount of negative charge (excess of electrons) is specified in units of the charge of an electron per boron atom. For each considered structure, we do a full atomic position and lattice parameter relaxation. The 2D bulk modulus for the hc-sheet ( $s_3$ ) is obtained from the Murnaghan equation of state.

Images of the crystal structures shown in Fig. 1 were created using the VESTA visualization program [8]. The space group symmetries are found by using the FINDSYM

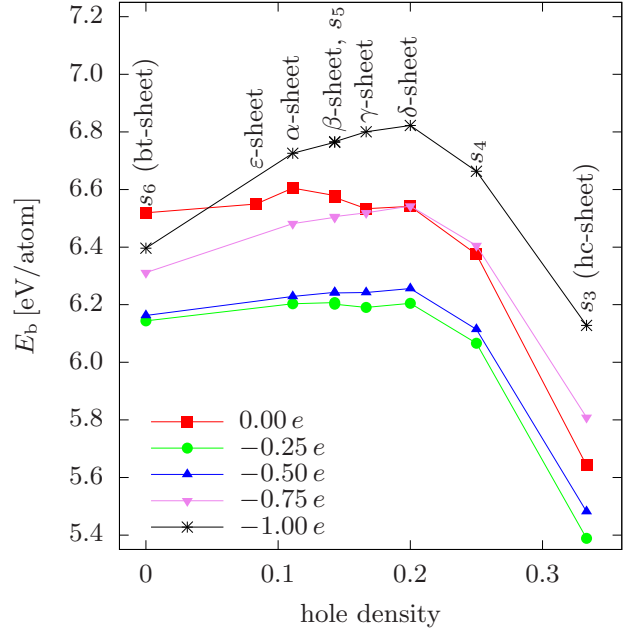


Figure 2: (Color online). Binding energy versus hole density for neutral and negatively charged boron sheets. The two limiting cases of 0 and 1/3 hole density correspond to the buckled triangular and honeycomb sheets, respectively. Maximum  $E_b$  occurs for sheets  $\alpha$  and  $\delta$  for neutral and charged structures, respectively. Two structures,  $\beta$ -sheet and  $s_5$ , have the same hole density values and a slightly different (few meV) binding energy per atom.

software package [9] and later on reduced to plane group symmetries.

## 3. Results and discussion

### 3.1. Static charging of 2D boron structures

The structure of all the theoretically [5] and experimentally [3, 4] reported one-atom-thick 2D boron crystals can be easily compared to that of graphene, with that difference that some of the hexagons in the boron layers are filled with additional boron atoms. In the extreme case of all the hexagons filled with atoms, we get the bt-sheet mentioned above that was extensively studied theoretically [10, 11, 12] at the earliest stage of the 2D boron investigation. On the other hand, the boron sheet with honeycomb (hc) structure is unstable with respect to shearing perturbations [10]. However, for the purpose of our analysis, we fix the symmetry of the boron hc-sheet during relaxation in order to preserve its structure. We define the hexagon hole density of the boron layer in the same way as in Ref. [6], namely as the ratio between the number of missing B atoms in the triangular sheet to the number of atoms in the fully filled sheet. In that way, the bt and hc sheets have hexagon hole densities equal to 0 and 1/3, respectively. The full set of structures, with different hole densities, considered in this work, is shown in Fig. 1.

In Fig. 2, we have plotted the dependence of the binding energy,  $E_b = E_{\text{tot}}(\text{isolated B atom}) - E_{\text{tot}}(\text{B layer})/N$ ,

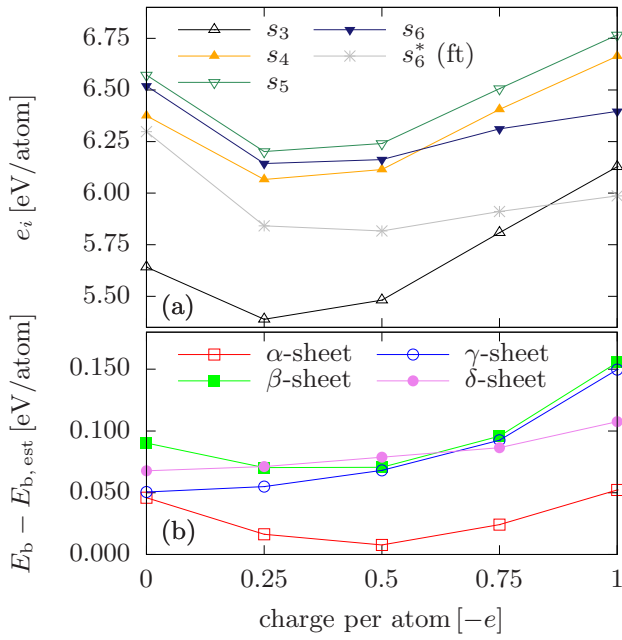


Figure 3: (Color online). (a) Individual energy contributions,  $e_i$ , in our model versus the excess of negative charge. The  $e_i$  energies are binding energies per atom of structures with only one type of coordination number  $i$ , shown in Fig. 1b. (b) Difference between calculated,  $E_b$ , and estimated (from the model),  $E_{b, est}$ , binding energies as a function of the excess of negative charge.

where  $E_{tot}$  is the computed total energy and  $N$  is the number of atoms in the supercell, versus the hexagon hole density for structures with different static charges  $q$ . For neutral structures, the picture is the same as reported in Ref. [6], however, it is clear from this figure that static negative charge gives preference in terms of energy to the  $\delta$ -sheet and next, for  $|q| > 0.25$  e/atom, to the  $\gamma$ -sheet, that is, to structures that were recently reported experimentally [4]. Interestingly enough, almost all 2D layers studied here have the smallest and largest  $E_b$  values for  $q = -0.25$  e/atom and  $q = -1.00$  e/atom, respectively. The exception is the bt-sheet that has the largest  $E_b$  for the neutral structure. In Fig. 2, we can also see that for  $|q| \leq 0.5$  e/atom, there is a small dependence of  $E_b$  on the hexagon hole density for structures with hole densities ranging from 0 to 0.2. On the other hand, for the highly charged case of  $q = -1.00$  e/atom, there is a well defined maximum in  $E_b$  that corresponds to the  $\delta$ -sheet.

### 3.2. Energy decomposition analysis

To understand the results presented in Fig. 2, we propose a simple model in which we decompose the binding energy of 2D boron crystals into contributions of energies of the constituent atoms that have different coordination number. For that purpose, we express the binding energy of each structure as:

$$E_b(n_3, n_4, n_5, n_6, q) = \frac{1}{N} \sum_{i=3}^6 n_i e_i(q),$$

where  $n_i$  and  $e_i$  are the number of boron atoms in the unit cell with  $i$  nearest neighbors and their energy, respectively, and  $N$  is the total number of atoms per unit cell. The individual energy contributions,  $e_i$ , are found from separate computations for structures with only one type of coordination number  $i$ . The idea is to have  $E_b(n_i, q)$  for several structures and compare the results with first principles calculations. The dependence of the  $e_i$  energies on charge  $q$  is shown in Fig. 3a, whereas the comparison between the predicted and calculated binding energies for each considered charge is shown in Fig. 3b. As can be seen from Fig. 3b this model is too simple to predict the binding energies of 2D boron structures, i.e. the difference between the estimated and computed binding energies is, for each neutral structure, quite large and changes with the excess of negative charge. This might imply that the interactions between second and more distant nearest neighbors should be included in order to correctly describe the binding energy of neutral and charged structures. From Fig. 3a, we can learn, however, that the  $s_4$ ,  $s_5$ , and buckled  $s_6$  structures are the most energetically favorable structures (for neutral and negative charges) among those considered to build the model. Therefore, despite the limitations, we may conclude, based on our model, that the most stable neutral and negatively charged flat boron sheets should be those that have the largest number of four- and five-coordinated B atoms, and this is actually the case of the experimentally obtained  $\delta$ -sheet. On the other hand, the  $s_3$  structure (hc-sheet) is the least favorable – it is even worse than the ft-sheet for all the considered cases (with the exception of  $q = -1.00$  e/atom). This means that boron layers that have tree-coordinated atoms should be the least stable.

### 3.3. Structural properties

In Tab. 1, we summarize structural properties of the investigated structures. All of the structures described there with the exception of  $s_6$  (bt-sheet) and  $\varepsilon$ -sheet are fully planar, i.e. only  $s_6$  and  $\varepsilon$  exhibit buckling. Moreover, the  $s_6$ -sheet does not have 6-fold rotation symmetry – this symmetry is broken due to crystal deformation of the flat triangular lattice.

It is interesting to mention that boron will not adopt the honeycomb structure even if charged with negative charges as high as  $-1.00$  e/atom. This is clear not only from the perspective of the binding energy for the hc-sheet that is always smaller than that of the e.g. bt-sheet (see Fig. 2), but also the hc-sheet will undergo distortions if the symmetry constrain is removed. Moreover, the 2D bulk modulus of the highly charged hc-sheet is 81 N/m (74.1 N/m, for the neutral structure), what is closer in value to that of neutral silicene (72.00 N/m taken from Ref. [13]) than that of neutral graphene (211.8 N/m).

In Fig. 4, we show the expansion of the unit cell 2D volume versus excess of negative charge. From that figure we see that the largest expansion with increasing negative charge occurs for the flat-triangular sheet (followed

Table 1: Structural properties of the neutral structures shown in Fig. 1. In the table  $V_{2D}$  represents the 2D volume per atom, and  $N$  the number of atoms in the conventional unit cell of dimensions  $a$ ,  $b$ .

	$\alpha$	$\beta$	$\gamma$	$\delta$	$\varepsilon$	$s_3$ (hc)	$s_4$	$s_5$	$s_6$ (bt)	$s_6^*$ (ft)
$V_{2D}$ [ $\text{\AA}^2/\text{atom}$ ]	2.76	2.87	2.95	3.05	2.70	3.67	3.21	2.87	2.33	2.50
$N$	8	12	5	8	22	2	3	6	2	1
plane group	$p6mm$	$cm\bar{m}$	$pmm$	$cm\bar{m}$	$cm\bar{m}$	$p6mm$	$pmm$	$p6$	$pmm$	$p6mm$
$a$ [ $\text{\AA}$ ]	5.0494	11.7674	5.0628	8.4017	10.1386	2.9098	3.3528	4.4576	2.8636	1.6985
$b$ [ $\text{\AA}$ ]	5.0494	2.9291	2.9120	2.9012	5.8562	2.9098	2.8729	4.4576	1.6247	1.6985

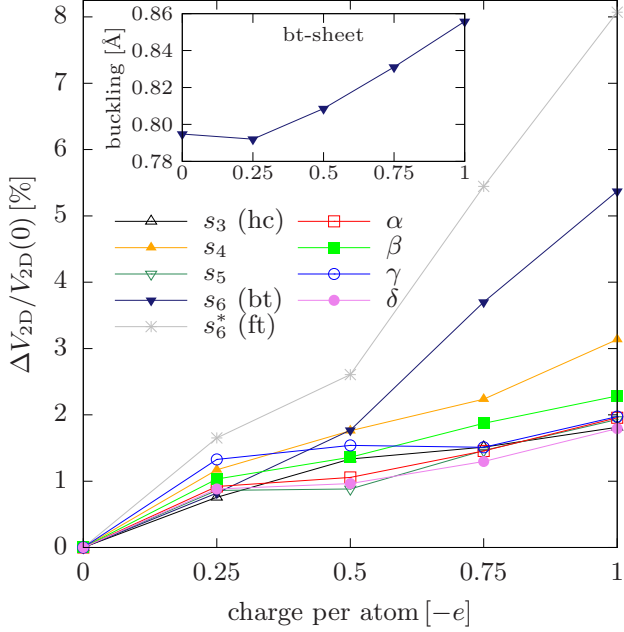


Figure 4: (Color online). Expansion of the unit cell 2D volume versus excess charge per atom. For each considered structure, the values are given relative to the 2D volume of the corresponding neutral structure. Inset: Buckling of the bt-sheet versus excess of negative charge per atom.

by the bt-sheet), whereas the variation in 2D volume is much smaller for structures with hexagonal holes.

#### 4. Conclusions

The performed studies reveal that there is a clear preference for 2D boron structures with very small or very high negative charge per atom. Structures with intermediate charges are energetically not favorable. Our analysis also suggests that under electron rich conditions there should be a clear preference for the formation of the  $\delta$ -sheet, since this structure exhibits the highest binding energy and is composed purely of four- and five-coordinated B atoms. Any static charging seems to be detrimental in terms of binding energy for the bt-sheet, however, this structure undergoes the second highest (after the ft-sheet) 2D volume expansion from all the considered boron sheets, what may be helpful in matching to the size of the unit sell of the metallic substrate.

#### Acknowledgements

The authors gratefully acknowledge the support of the National Research Council (NCN) through the grant UMO-2013/11/B/ST3/04273. Numerical calculations were performed at ICM at the University of Warsaw under grant No. G62-8.

#### References

- [1] X.-B. Li, S.-Y. Xie, H. Zheng, W. Q. Tian, H.-B. Sun, Boron based two-dimensional crystals: theoretical design, realization proposal and applications, *Nanoscale* 7 (2015) 18863. doi:10.1039/C5NR04359J.
- [2] G. Tai, T. Hu, Y. Zhou, X. Wang, J. Kong, T. Zeng, Y. You, Q. Wang, Synthesis of atomically thin boron films on copper foils, *Angewandte Chemie International Edition* 54 (2015) 15473. doi:10.1002/anie.201509285.
- [3] A. J. Mannix, X.-F. Zhou, B. Kiraly, J. D. Wood, D. Alducin, B. D. Myers, X. Liu, B. L. Fisher, U. Santiago, J. R. Guest, M. J. Yacaman, A. Ponce, A. R. Oganov, M. C. Hersam, N. P. Guisinger, Synthesis of borophenes: Anisotropic, two-dimensional boron polymorphs, *Science* 350 (2015) 1513. doi:10.1126/science.aad1080.
- [4] B. Feng, J. Zhang, Q. Zhong, W. Li, S. Li, H. Li, P. Cheng, S. Meng, L. Chen, K. Wu, Experimental realization of two-dimensional boron sheets, *Nature Chemistry* 8 (2016) 563. doi:10.1038/nchem.2491.
- [5] Z. Zhang, E. S. Penev, B. I. Yakobson, Two-dimensional materials: Polyphony in b flat, *Nature Chemistry* 8 (2016) 525. doi:10.1038/nchem.2521.
- [6] H. Tang, S. Ismail-Beigi, Novel precursors for boron nanotubes: The competition of two-center and three-center bonding in boron sheets, *Physical Review Letters* 99 (2007) 115501. doi:10.1103/PhysRevLett.99.115501.
- [7] P. Giannozzi, S. Baroni, N. Bonini, M. Calandra, R. Car, C. Cavazzoni, D. Ceresoli, G. L. Chiarotti, M. Cococcioni, I. Dabo, A. Dal Corso, S. de Gironcoli, S. Fabris, G. Fratesi, R. Gebauer, U. Gerstmann, C. Gougoussis, A. Kokalj, M. Lazzeri, L. Martin-Samos, N. Marzari, F. Mauri, R. Mazzarello, S. Paolini, A. Pasquarello, L. Paulatto, C. Sbraccia, S. Scandolo, G. Sclauzero, A. P. Seitsonen, A. Smogunov, P. Umari, R. M. Wentzcovitch, QUANTUM ESPRESSO: a modular and open-source software project for quantum simulations of materials, *Journal of Physics: Condensed Matter* 21 (2009) 395502. doi:10.1088/0953-8984/21/39/395502.
- [8] K. Momma, F. Izumi, VESTA3 for three-dimensional visualization of crystal, volumetric and morphology data, *Journal of Applied Crystallography* 44 (2011) 1272. doi:10.1107/S0021889811038970.
- [9] H. T. Stokes, D. M. Hatch, FINDSYM: program for identifying the space-group symmetry of a crystal, *Journal of Applied Crystallography* 38 (2005) 237. doi:10.1107/S0021889804031528.
- [10] M. H. Evans, J. D. Joannopoulos, S. T. Pantelides, Electronic and mechanical properties of planar and tubular boron structures, *Physical Review B* 72 (2005) 045434. doi:10.1103/PhysRevB.72.045434.

- [11] J. Kunstmann, A. Quandt, Broad boron sheets and boron nanotubes: An *ab initio* study of structural, electronic, and mechanical properties, *Physical Review B* 74 (2006) 035413. doi:10.1103/PhysRevB.74.035413.
- [12] I. Cabria, M. J. López, J. A. Alonso, Density functional calculations of hydrogen adsorption on boron nanotubes and boron sheets, *Nanotechnology* 17 (2006) 778. doi:10.1088/0957-4484/17/3/027.
- [13] N. Y. Dzade, K. O. Obodo, S. K. Adjokatse, A. C. Ashu, E. Amankwah, C. D. Atiso, A. A. Bello, E. Igumbor, S. B. Nzabarinda, J. T. Obodo, A. O. Ogbuu, O. E. Femi, J. O. Udeigwe, U. V. Waghmare, Silicene and transition metal based materials: prediction of a two-dimensional piezomagnet, *Journal of Physics: Condensed Matter* 22 (2010) 375502. doi:10.1088/0953-8984/22/37/375502.