

RENORMALIZED VOLUMES WITH BOUNDARY

A. ROD GOVER[#] & ANDREW WALDRON[‡]

ABSTRACT. We develop a general regulated volume expansion for the volume of a manifold with boundary whose measure is suitably singular along a separating hypersurface. The expansion is shown to have a regulator independent anomaly term and a renormalized volume term given by the primitive of an associated anomaly operator. These results apply to a wide range of structures. We detail applications in the setting of measures derived from a conformally singular metric. In particular, we show that the anomaly generates invariant (Q -curvature, transgression)-type pairs for hypersurfaces with boundary. For the special case of anomalies coming from the volume enclosed by a minimal hypersurface ending on the boundary of a Poincaré–Einstein structure, this result recovers Branson’s Q curvature and corresponding transgression. When the singular metric solves a boundary version of the constant scalar curvature Yamabe problem, the anomaly gives generalized Willmore energy functionals for hypersurfaces with boundary. Our approach yields computational algorithms for all the above quantities, and we give explicit results for surfaces embedded in 3-manifolds.

Keywords: AdS/CFT, complexity, anomaly, renormalized volume, manifolds with boundary, hypersurfaces, conformal geometry, conformally compact, Yamabe problem, Willmore energy

CONTENTS

1. Introduction	2
2. Results	5
3. Volume expansions	11
4. Q and T curvatures	13
5. Divergences	16
6. Surface anomaly	17
7. Singular Yamabe surface anomaly	20
References	25

1. INTRODUCTION

Many striking results have transpired from the study of infinite volume manifolds that admit a suitable notion of volume renormalization. In particular a rich program has emerged by studying key terms in regulated volume expansions for divergent volumes. This theory is especially well developed for Poincaré–Einstein manifolds. These are Riemannian manifolds that are (at least asymptotically) negative Einstein and conformally compact. The motivation initially physics driven. Following a dictionary outlined by Witten [Wit98], Gubser, Klebanov, and Polyakov [GKP98] for the anti de Sitter/conformal field theory (AdS/CFT) correspondence of [Mal98], the AdS/CFT volume renormalization prescription in this setting was first carried out by Henningson and Skenderis in [HS98]. For Poincaré Einstein 4-manifolds, Anderson linked the renormalized volume to the Chern-Gauss-Bonnet formula [And01], a theme later studied and extended to other dimensions in [Cha08]. In [FG02], Fefferman and Graham proved that for Poincaré–Einstein structures a certain so-called anomaly term in the volume expansion is a boundary integral over the Branson Q -curvature [BO91, B95].

Prior to Anderson’s work, Graham and Witten extended the renormalized volume program to include analogous problems for the divergent “area” of minimal submanifolds that are embedded in conformally compact geometries and have boundary at a conformal infinity [GW99, Gra00]; in the case of minimal 3-manifolds they showed that the anomaly term gives the Willmore energy functional. A detailed study of the case of minimal surfaces in Poincaré–Einstein 3-manifolds by Alexakis and Mazzeo showed how the renormalized area is related to the Willmore functional (now computed for an embedded minimal surface). As in the case of 4-manifolds [And01], and the advances in [Cha08], this study involved boundary curvatures that arise from the transgression terms in the Chern–Gauß–Bonnet theory. In [Cha08] such terms are in turn linked the so-called T -curvature discovered in [Cha97].

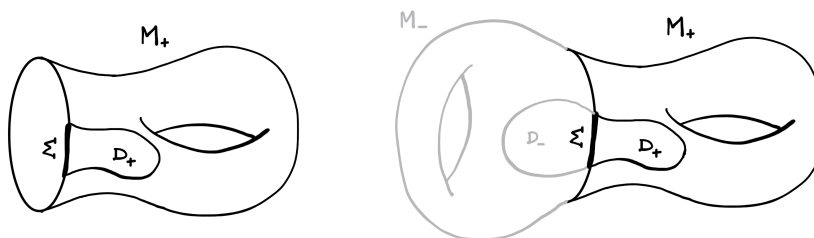
More recently it was realized that working with general conformally compact manifolds leads naturally to an extension to higher dimensional analogs of the Willmore equation [GW13, GW15, GW16b], and via volume expansions, energy functionals for these [Gra16, GW16a] (see also [GW16b, GGHW15] for an alternative approach). Here we show that there is tremendous gain in treating a new but related problem, namely solid infinite volume regions embedded in manifolds of the same dimension. Besides from allowing the study of renormalized volumes for general regions, in particular this provides a direct and efficient route to the inclusion of boundary/transgression type terms and the generation of higher Willmore energy functionals with boundary.

Our ultimate focus is on structures linked to conformal geometry. However many aspects of volume renormalization rely on far less structure and so apply to many other settings and geometries (*cf. e.g.*, [She07]). With this in mind we consider initially the simple setting of a connected d -manifold \overline{M}_+ with boundary ∂M_+ (and interior M_+) equipped with a singular volume measure

$$\mu^o = \frac{\mu}{\sigma^k},$$

where μ is any volume measure on \overline{M}_+ , σ is a non-negative defining function for ∂M_+ and $k \geq 1$ is a suitable real number. Note that μ^o is unchanged if we replace the pair (μ, σ) with $(\Omega^k \mu, \Omega \sigma)$, where Ω is any positive function. Thus the data μ^o is equivalent to a density $\sigma = [\mu; \sigma]$ which is a section of the positive k^{th} root of the bundle of volume densities.

The manifold (M_+, μ^o) has infinite volume but via regularization one may consider the existence of some renormalized volume. In fact we wish to treat the more general question of the volume of a connected, dimension d , closed submanifold \overline{D}_+ (with interior D_+) of \overline{M}_+ that intersects ∂M_+ along a connected hypersurface $\Sigma = \partial M_+ \cap \overline{D}_+$ that forms a closed smoothly bounded submanifold of ∂M_+ . We assume ∂D_+ is a smooth properly embedded submanifold of M_+ . We depict this in the first picture below:



(1.1)

With the restriction of μ^o to D_+ , the structure (D_+, μ^o) has infinite volume. We treat the asymptotics of the regulated volume of $D_\varepsilon := D_+ \cap \{\sigma > \varepsilon\}$ in Theorem 2.2 below, and show that if $k \in \mathbb{Z}_{\geq 1}$ then, as coefficient of $\log \varepsilon$, there is an *anomaly* term \mathcal{A} , namely a term that is independent of the choice of σ representing σ . Thus \mathcal{A} is a property of (M, μ^o) and, in particular, is independent of how the volume computation was regulated. Via distributions that will be explained below, the theorem also gives formulae for the other divergent terms in the expansion. The leading term takes the form $A_\Sigma / ((k-1)\varepsilon^{k-1})$, where A_Σ measures the volume of Σ according to the measure determined by μ^o and the choice of σ . The renormalized volume is the term in the expansion independent of ε . Theorem 2.3 shows how this depends on the choice of regulator and also that the latter is a conformal primitive for an integral anomaly operator, which returns the anomaly when acting on the constant function 1.

We next specialize to the conformal setting and this enables a finer analysis of the structures mentioned. For example we are easily able to provide an explicit general formula for the two leading divergent terms in the volume asymptotics, see Theorem 2.7. By *conformal setting* we mean that we assume that $k = d$ and \overline{M}_+ is equipped with an equivalence class \mathbf{c} of conformally related Riemannian metrics. So for $g, \hat{g} \in \mathbf{c}$ we have that $\hat{g} = \Omega^2 g$ for some smooth function $\Omega > 0$. The replacement of g with $\hat{g} = \Omega^2 g \in \mathbf{c}$ determines the replacement of μ^g with $\mu^{\hat{g}} = \Omega^d \mu^g$, equivalently σ with $\Omega \sigma$ (representing σ).

Each choice of metric $g \in \mathfrak{c}$ induces a metric g_Σ on Σ , and we show that there is a corresponding pair of functions (Q^g, T^g) , each determined locally by the data of (M, μ°) and g , so that

$$(1.2) \quad \tilde{\mathcal{A}} = \frac{1}{(d-1)!(d-2)!} \left[\int_\Sigma Q^g \mu_{g_\Sigma} + \int_{\partial\Sigma} T^g \mu_{g_{\partial\Sigma}} \right],$$

see Theorem 2.4. The quantities Q^g and T^g arise from a fixed algorithm used to prove this theorem, which also gives a formula for Q^g . Since the anomaly is determined by (M, μ°) , the right-hand-side is conformally invariant; the same answer \mathcal{A} is obtained if we compute with $\hat{g} := \Omega^2 g$ and thus $(Q^{\hat{g}}, T^{\hat{g}})$. So the T^g may be thought of as a natural *transgression* for the quantity Q^g (neither of which is separately conformally invariant).

With a suitable restriction ensuring the construction leading to (1.2) depends only on data intrinsic to $\tilde{\Sigma}$, we obtain that Q^g is the usual Branson Q -curvature of (Σ, g_Σ) , and the corresponding transgression T^g is also determined by this data. In addition Corollary 2.5, which treats this, shows that for a second canonical restriction sensitive also to the conformal embedding $\tilde{\Sigma} \hookrightarrow \overline{M}_+$, the quantity T^g provides a transgression for the extrinsically coupled Q -curvature; the latter generalizes the Q -curvature to a curvature for embedded hypersurfaces [GW16a]. In view of these cases we shall refer to any (Q^g, T^g) as a (Q, T) -curvature pair. For closed hypersurfaces this extrinsically coupled Q -curvature provides a Lagrangian density for higher order Willmore type energies [Gra16, GW16a]. Thus via (Q^g, T^g) pairs, where Q^g is the extrinsically coupled Q -curvature, the right-hand-side of (1.2) yields a conformally invariant higher Willmore energy functional for hypersurfaces with boundary. There is also a nice interpretation of the anomaly associated with these Q -curvature results: it is the anomaly for the volume expansion of the region enclosed by Σ and a minimal hypersurface in M spanning $\partial\Sigma$. Indeed it is this setup that we use to obtain the results just mentioned. We are informed that such geometries have played a role in recent holographic studies of quantum complexity [BRSSZ15, BC16].

It seems likely that, at least for the case of Branson Q -curvature, the transgression curvature T^g is closely related to the T -curvature for dimension 3 hypersurfaces found by Chang-Qing [Cha97]. See also [Ndi08, Ndi09, Ndi11] where this was applied for problems with Q -curvature prescribed on four-manifolds with boundary, and [GP] for T -like curvatures in other dimensions and orders.

The general theory is illustrated and examined in detail for the case of surfaces in Sections 6 and 7; meaning that we there treat Σ of dimension 2. In particular Theorem 2.8 provides, in this case, general formulæ for Q^g and T^g , while Theorem 2.9 specializes this general result to the case depending on embedding $\tilde{\Sigma} \hookrightarrow \overline{M}_+$. This gives a Willmore energy expressed in terms of the Euler characteristic χ_Σ and explicit boundary terms generated by an extrinsic Q -curvature/transgression pair. These results, and the direct computation algorithms provided by our approach, are illustrated by the treatment of several explicit examples, see Sections 6 and 7.

ACKNOWLEDGEMENTS

We would like to thank Robin Graham, Mukund Rangamani and Erik Tonni for discussions. Both authors gratefully acknowledge support from the Royal Society of New Zealand via Marsden Grant 13-UOA-018 and A.W. was supported in part by a Simons Foundation Collaboration Grant for Mathematicians ID 317562.

2. RESULTS

Let M be a smooth and (for simplicity) oriented d -manifold. Then M is naturally equipped with an equivalence class of measures

$$\boldsymbol{\mu} = [\mu] = [\Omega^k \mu],$$

where Ω is any smooth, strictly positive function and $k \in \mathbb{R} \setminus \{0\}$. Throughout the paper, we assume that all structures are smooth. In the following, the term *hypersurface* refers to a smoothly embedded submanifold of codimension 1.

Definition 2.1. Given an embedded hypersurface $\tilde{\Sigma} \hookrightarrow M$, a k -defining density $\boldsymbol{\sigma}$ is an equivalence class of smooth functions

$$\boldsymbol{\sigma} = [\mu; \sigma] = [\Omega^k \mu; \Omega \sigma]$$

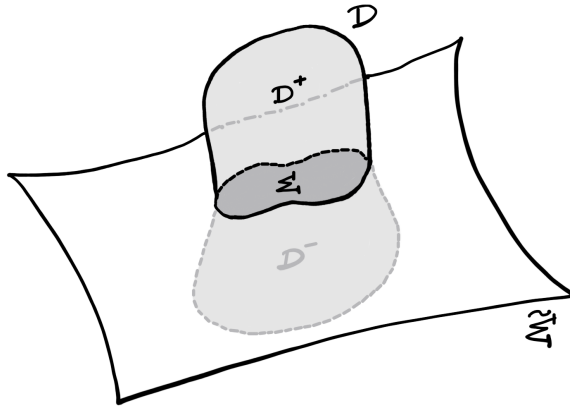
whose zero locus $\mathcal{Z}(\sigma) = \tilde{\Sigma}$, with the property that the exterior derivative $d\sigma$ satisfies $d\sigma(P) \neq 0 \forall P \in \tilde{\Sigma}$ and hence $\forall P$ in a neighborhood of $\tilde{\Sigma}$. *

From now on we suppose that M is equipped with a separating hypersurface $\tilde{\Sigma}$ and we fix $k \in \mathbb{R} \setminus \{0\}$. This is equivalent to a k -defining density $\boldsymbol{\sigma}$. The data $(M, \boldsymbol{\sigma})$ canonically defines a measure

$$\mu^o = \frac{\mu}{\sigma^k},$$

on $M_+ := \{P \in M \mid \sigma(P) > 0\}$. We call μ^o the *singular measure* since it diverges along $\tilde{\Sigma}$.

In the following, we use the term *region* for a connected open subset $D \subset M$ with the properties (i) $\int_D \mu < \infty$, $\mu \in \boldsymbol{\mu}$ and ∂D is a closed hypersurface. In particular we wish to study a region D that intersects $\tilde{\Sigma}$ along some hypersurface $\Sigma \subset \tilde{\Sigma}$ that separates D into two regions according to the sign of σ , as in the second picture of Display (1.1), or locally as illustrated:



Then the *regulated volume* $\text{Vol}_\varepsilon = \text{Vol}_\varepsilon(D_+; \boldsymbol{\sigma}, \sigma)$ of the region D_+ is defined by cutting off the integration region at a regulating hypersurface, determined by a choice of $\sigma \in \boldsymbol{\sigma}$ and $\varepsilon > 0$, and inserting a Heaviside step function in the volume integral

$$(2.1) \quad \text{Vol}_\varepsilon := \int_D \mu^o \theta(\sigma - \varepsilon),$$

where τ is any smooth positive function. The zero locus $\mathcal{Z}(\sigma - \varepsilon)$ defines a one parameter family of *regulating hypersurfaces* $\tilde{\Sigma}_\varepsilon$ such that $\tilde{\Sigma}_0 = \tilde{\Sigma}$.

The volume expansion. Regulated volume expansions in various specialized geometric settings (see for example [HS98, GW99, Gra00]) are already known to take the form of a sum of a Laurent series in ε , whose poles are termed *divergences* plus a $\log \varepsilon$ term whose coefficient is called the *anomaly*. Our first theorem establishes this behavior for regulated volumes of general k -defining densities:

Theorem 2.2. *Let $\sigma \in \boldsymbol{\sigma}$ where $\boldsymbol{\sigma}$ is a k -defining density for a hypersurface $\tilde{\Sigma}$. Moreover, let D be a region such that*

- (i) $D = D_+ \cup \Sigma \cup D_-$ where $\Sigma := D \cap \tilde{\Sigma} \neq \emptyset$,
- (ii) D_{\pm} are regions such that $\sigma > 0$ on D_+ and $\sigma < 0$ on D_- , and
- (iii) there is a neighborhood of Σ in D with solid cylinder topology.

Then, given $\varepsilon \in \mathbb{R}_{>0}$ and $k \in \mathbb{Z}_{\geq 1}$, the regulated volume

$$\text{Vol}_{\varepsilon}(D_+; \boldsymbol{\sigma}, \sigma) = \sum_{\ell \in \{k-1, \dots, 1\}} \frac{(-1)^{k-\ell-1} V_{\ell}}{(k-\ell-1)! \ell} \frac{1}{\varepsilon^{\ell}} + \mathcal{A} \log \varepsilon + \text{Vol}_{\text{ren}} + \varepsilon \mathcal{R}(\varepsilon),$$

with

$$V_{\ell} = \int_D \mu \delta^{(k-\ell-1)}(\sigma) = \int_{\Sigma} v_{\ell}(\sigma),$$

$$\mathcal{A} = \frac{(-1)^{k-1}}{(k-1)!} \int_D \mu \delta^{(k-1)}(\sigma) = \int_{\Sigma} a(\boldsymbol{\sigma}).$$

Here $\boldsymbol{\sigma} = [\mu; \sigma]$ and $\delta^{(n)}$ denotes n derivatives of the Dirac delta distribution. Moreover, v_{ℓ} and a are functions multiplied by a measure on Σ , both of which are determined locally (meaning finitely many jets) by the data indicated, Vol_{ren} is independent of ε and the function $\mathcal{R}(\varepsilon)$ depends smoothly on ε . When $k = 1$, the divergences given by the sum over ℓ are absent, while when $k > 1$ but not integer the $\log \varepsilon$ anomaly term is absent and the sum over ℓ runs over $\{k-1, \dots, k - \lfloor k \rfloor\}$.

The proof of this theorem is given in Section 3.

Densities. The analysis of the volume expansion is simplified using densities: Here a *density of homogeneity s* refers to a double equivalence class $[\mu; \gamma] = [\Omega^k \mu; \Omega^s \gamma]$ for γ a section of some vector bundle over M and $s \in \mathbb{R}$. A scalar-valued density $\boldsymbol{\tau}$ of homogeneity $s = 1$ is called a *true scale* (or simply a scale).

We may employ a true scale $\boldsymbol{\tau}$ to record the dependence of the regulated volume and related quantities on the choice of $\sigma \in \boldsymbol{\sigma}$. This is done by choosing an equivalence class representative $\boldsymbol{\tau} = [\mu; 1]$ where μ is the measure determined by the choice of σ according to $\boldsymbol{\sigma} = [\mu; \sigma]$. Since the choice σ determines a family of regulating surfaces $\tilde{\Sigma}_{\varepsilon}$, we shall call the density $\boldsymbol{\tau}$ a *regulator*. We shall therefore employ the notation $\text{Vol}_{\varepsilon}(D_+; \boldsymbol{\sigma}, \boldsymbol{\tau})$ for the regulated volume as defined in Equation (2.1).

It is also useful to introduce *weight l log densities* [GW14], which are defined by an additive equivalence class of functions

$$\boldsymbol{\lambda} = [\mu; \lambda] = [\Omega^k \mu; \lambda + l \log \Omega].$$

The logarithm of a true scale $\boldsymbol{\tau} = [\mu; \tau]$ defines a weight 1 log density $\log \boldsymbol{\tau} := [\mu; \log \tau]$.

The integral of a homogeneity $s = -\dim M$, scalar-valued density $\mathbf{u} = [\mu; u] = [\Omega^k \mu; \Omega^{-k} u]$ over a region $D \subset M$ is well-defined and given by

$$\int_D \mathbf{u} := \int_D \mu u.$$

A consequence of the property $\delta(\alpha x) = \frac{1}{\alpha} \delta(x)$, is that given $\sigma = [\mu; \sigma]$ we can form

$$\delta^{(\ell)} := [\mu; \delta^{(\ell)}(\sigma)] = [\Omega^k \mu; \Omega^{-\ell-1} \delta^{(\ell)}(\sigma)],$$

so $\delta^{(\ell)}$ is a distribution-valued density and $\delta^{(k-1)}$ is a homogeneity $-\dim M$ density and so can be integrated over a region D . In particular, the result for the regulator independent anomaly of Theorem 2.2 can be restated as

$$(2.2) \quad \mathcal{A} = \frac{(-1)^k}{(k-1)!} \int_D \delta^{(k-1)},$$

which only depends on (D_+, σ) .

Renormalized volume. The ε independent term Vol_{ren} in Theorem 2.2 is known as the *renormalized volume*, and in general depends on the regulator τ . Our second theorem gives an explicit formula for the regulator dependence of the renormalized volume.

Theorem 2.3. *Let (D, σ) obey the same conditions as required by Theorem 2.2, and suppose ω is any smooth function. Then the renormalized volume satisfies*

$$\text{Vol}_{\text{ren}}(e^\omega \tau) - \text{Vol}_{\text{ren}}(\tau) = \frac{(-1)^k}{(k-1)!} \int_D \omega \delta^{(k-1)}(\sigma) = \int_\Sigma a(\sigma, \omega),$$

where a is a locally determined, homogeneity $-\dim \Sigma$, density along Σ .

The proof is given in Section 3. In the above, the product of a function f and a density $\gamma = [\mu; \gamma]$ is defined by $f\gamma := [\mu; f\gamma]$. When ω is a constant function, the result above is proportional to the anomaly. The local function a determines the *anomaly operator* $\int_\Sigma a(\sigma, \cdot)$.

The conformal setting. Our remaining results concern the conformal setting $\mu = [\mu^g]$ (where $\mathbf{c} = [g] = [\Omega^2 g]$, $k = d$), equipped with a defining density $\sigma = [g; \sigma]$. Here and in general, a density $\gamma = [\mu^g; \gamma]$ is now denoted by $[g; \gamma]$ and termed a *conformal density of weight w* when the homogeneity $s = w$ (so that $[g; \gamma] = [\Omega^2 g; \Omega^w \gamma]$). Note now, that a choice of true scale τ coincides with a choice of $g \in \mathbf{c}$. The distinction between the notion of conformal weight and homogeneity is made because other geometric structures have natural notions of weight that may not coincide with the homogeneity.

The geometry of the region D and hypersurface $\tilde{\Sigma}$ is that described above, but now we are studying the regulated volume of the region D_+ with respect to a singular metric

$$g^o = \frac{g}{\sigma^2}.$$

Since $g^o = (\Omega^2 g)/(\Omega \sigma)$, this and the corresponding singular volume form μ^{g^o} only depend on σ . Also, the hypersurface $\tilde{\Sigma}$ given by the zero locus $\mathcal{Z}(\sigma)$ is often called a *conformal infinity* of the metric g^o .

The volume expansion result of Theorem 2.2 in terms of integrals over distribution-valued densities adapted to the conformal setting is given below (this result was first

given in [GW16a, Theorem 3.1])

(2.3)

$$\begin{aligned} \text{Vol}_\varepsilon &= \frac{1}{d-1} \frac{1}{\varepsilon^{d-1}} \int_D \frac{\delta}{\tau^{d-1}} - \frac{1}{d-2} \frac{1}{\varepsilon^{d-2}} \int_D \frac{\delta'}{\tau^{d-2}} + \frac{1}{2(d-3)} \frac{1}{\varepsilon^{d-3}} \int_D \frac{\delta''}{\tau^{d-3}} + \dots \\ &\dots + \frac{(-1)^{d-2}}{(d-2)!} \frac{1}{\varepsilon} \int_D \frac{\delta^{(d-2)}}{\tau} + \frac{(-1)^d}{(d-1)!} \log \varepsilon \int_D \delta^{(d-1)} + \text{Vol}_{\text{ren}} + \varepsilon \mathcal{R}(\varepsilon). \end{aligned}$$

Integrations \int_\bullet over regions in M are defined above; when \bullet is a hypersurface or embedded submanifold, the integration measure is that of the corresponding conformal class of induced metrics.

The anomaly. The next theorem expresses the anomaly as a sum of integrals over Σ and $\partial\Sigma$. Although the anomaly does not depend on the regulator, simple formulæ for the respective integrands are obtained by introducing a new true scale τ , on which the final result also does not depend. It is thus not necessary that this true scale coincide with the regulator, but it is often simplifying to make this choice.

Theorem 2.4. *Let (M, c) be a conformal manifold. For any choice of true scale τ , the anomaly in the regulated volume $\text{Vol}_\varepsilon(D_+; \sigma, \tau)$ is given by*

$$\mathcal{A} = \frac{1}{(d-1)!(d-2)!} \left[\int_\Sigma \mathbf{Q}_\tau^\sigma + \int_{\partial\Sigma} \mathbf{T}_\tau^\sigma \right],$$

where

$$\mathbf{Q}_\tau^\sigma = \frac{1}{\sqrt{\mathcal{S}}} (-L \circ S^{-1})^{d-2} \circ (-\mathcal{L}) \log \tau \Big|_\Sigma, \quad \mathcal{L} = S^{-1} \circ L - (\nabla_a \mathcal{S}^{-1}) g^{ab} \nabla_b^\sigma,$$

and \mathbf{T}_τ^σ has a local formula in terms of (σ, τ) .

In the above Theorem, ∇ and ∇^\cdot are, respectively, the conformal gradient (exterior derivative) and coupled conformal gradient operators defined in Equations (4.1,4.2), and L denotes the *Laplace–Robin operator* [Gov07] (see also [GW14, GW16a]) determined by the defining density $\sigma = [g; \sigma]$. The latter is a second order differential operator mapping a scalar-valued weight w density φ to a scalar-valued weight $w-1$ density, and a weight w log density λ to a weight -1 conformal density, respectively according to

$$(2.4) \quad L \varphi = L[g; \varphi] := [g; (d+2w-2)(\nabla_n + w\rho)\varphi - \frac{1}{d} \sigma (\Delta^g + wJ^g)\varphi],$$

$$(2.5) \quad L \lambda = L[g; \lambda] := [g; (d-2)(\nabla_n \lambda + w\rho) - \sigma (\Delta^g \lambda + wJ^g)].$$

Here $n := \nabla \sigma$, $\rho := -\frac{1}{d}(\nabla \cdot n + J^g \sigma)$ and J^g is related to the scalar curvature of g by $J^g = \frac{1}{2(d-1)} Sc^g$. We use ∇^g (or simply ∇ when clear by context) to denote the Levi-Civita connection of g and Δ^g is its negative energy Laplacian, and we employ a dot notation for the divergence. In our conventions, the scalar curvature Sc^g of ∇^g is negative for hyperbolic spaces.

Along the zero locus $\tilde{\Sigma}$ of σ , provided $w \neq 1 - \frac{d}{2}$, the Laplace–Robin operator gives the conformally invariant, Robin-type, combination of Neumann and Dirichlet boundary operators of [Che84], while in the interior it is an invariant, scale-coupled extension of the Laplacian. Also,

$$(2.6) \quad \mathcal{S} := [g; |n|_g^2 + 2\rho\sigma]$$

is a weight $w = 0$ conformal density known as the \mathcal{S} -curvature. Along $\tilde{\Sigma}$ it measures the squared length of the conormal vector n , while in the interior it is an invariant, scale-coupled, extension of the scalar curvature up to a negative constant. The operator \mathcal{S} denotes multiplication by \mathcal{S} , and by inspection, is clearly invertible in a neighborhood of $\tilde{\Sigma}$ (we lose no generality assuming this holds throughout D).

In general the above theorem provides a (Q^g, T^g) pair determined by the defining density σ and region D . It is interesting to ask whether this construction can be used to give a (Q^g, T^g) -pair determined only by the conformal embedding $\tilde{\Sigma} \hookrightarrow M$ and the choice of $\partial\Sigma \hookrightarrow \tilde{\Sigma}$.

Corollary 2.5 (of Theorem 2.4). *There exists natural formulæ for the pair $(\mathbf{Q}_\tau^\sigma, \mathbf{T}_\tau^\sigma)$ of Theorem 2.4 determined canonically by the conformal embeddings as follows:*

- (i) $\partial\Sigma \hookrightarrow \tilde{\Sigma} \hookrightarrow \overline{M_+}$ and \mathbf{Q}_τ^σ is the extrinsic Q -curvature determined by $\tilde{\Sigma} \hookrightarrow \overline{M_+}$.
- (ii) $\partial\Sigma \hookrightarrow \tilde{\Sigma}$ and \mathbf{Q}_τ^σ is the Branson Q -curvature of $(\tilde{\Sigma}, \mathbf{c}_{\tilde{\Sigma}})$.

In (i) above the extrinsic Q -curvature is canonically determined by solving the singular Yamabe condition (2.9), see [GW15, GW16a]. On the other hand, in (ii) $\mathbf{c}_{\tilde{\Sigma}}$ is any conformal structure on $\tilde{\Sigma}$. In both cases, we may view τ as any true scale on $\tilde{\Sigma}$. The proofs of Theorem 2.4 and its Corollary 2.5 are given in Section 4.

Remark 2.6. For Poincaré–Einstein structures, where $\partial\Sigma = \emptyset$, the anomaly was already known to be the integral of the Branson Q -curvature [FG02]. *

Leading divergences. Our next result gives explicit formulæ for the leading order $1/\varepsilon^{d-1}$ and next to leading (nlo) $1/\varepsilon^{d-2}$ divergences in the regulated volume expansion of Equation (2.1). The contribution to the nlo divergence from the boundary $\partial\Sigma$, is proportional to the intersection angle between the surfaces Σ and ∂D . This is invariantly conformally defined as follows: Given a defining function ν for some hypersurface Λ , we have

$$\frac{\nabla\nu}{|\nabla\nu|_g} \stackrel{\Lambda}{=} \frac{\nabla(\Omega\nu)}{\Omega|\nabla(\Omega\nu)|_{\Omega^2g}},$$

where $\stackrel{\Lambda}{=}$ denotes equality upon restriction to a hypersurface. Hence,

$$\hat{\mathbf{n}}_\Lambda := [g; \nabla\nu/|\nabla\nu|_g]$$

defines a weight $w = 1$ conformal density on the conformal manifold $(\Lambda, \mathbf{c}_\Lambda)$ where $\mathbf{c}_\Lambda = [g_\Lambda]$ is the conformal class of metrics containing the metric g_Λ induced from g . This density is termed the *unit conormal*. Thus, the angle θ between Σ and ∂D is defined, as a function $\partial\Sigma \rightarrow [-\frac{\pi}{2}, \frac{\pi}{2})$, by the relation

$$\cos\theta = \hat{\mathbf{n}}_\Sigma \cdot \hat{\mathbf{n}}_{\partial D}.$$

The leading and nlo divergences are regulator dependent and given as follows:

Theorem 2.7. *Let (M, \mathbf{c}) be a conformal d manifold with $d > 2$. Then the leading and nlo divergences in the regulated volume expansion of Theorem 2.2 are given by*

$$(2.7) \quad \begin{aligned} \text{Vol}_\varepsilon &= \frac{1}{d-1} \frac{1}{\varepsilon^{d-1}} \int_\Sigma \frac{1}{\sqrt{\mathcal{S}\tau^{d-1}}} \\ &- \frac{1}{d-2} \frac{1}{\varepsilon^{d-2}} \left(\frac{1}{d-2} \int_\Sigma \frac{1}{\sqrt{\mathcal{S}}} \text{L} \left(\frac{1}{\mathcal{S}\tau^{d-2}} \right) + \int_{\partial\Sigma} \frac{\cos\theta}{\sqrt{\mathcal{S}\mathcal{S}_{\partial D}} \tau^{d-2}} \right) + \dots \end{aligned}$$

Surfaces. Our remaining results focus on the anomaly and its associated (Q, T) -pair for embedded surfaces.

Theorem 2.8. *Let (M, \mathbf{c}) be a conformal 3-manifold. Then the anomaly of Theorem 2.2 (see also Equation (2.2)) is given by*

$$(2.8) \quad \mathcal{A} = \frac{1}{2} \int_{\Sigma} \mathbf{Q}^{\sigma} + \frac{1}{2} \int_{\partial\Sigma} \mathbf{T}^{\sigma},$$

with

$$\begin{aligned} \mathbf{Q}^{\sigma} &= \frac{1}{\sqrt{\mathcal{S}}} \mathbf{L} \circ \mathbf{S}^{-1} \circ \mathcal{L} \log \tau, \\ \mathbf{T}^{\sigma} &= \frac{\cos \theta}{\sqrt{\mathcal{S}\mathcal{S}_{\partial D}}} \mathcal{L} \log \tau + \hat{\mathbf{n}}_{\partial\Sigma|\partial D}^a \nabla_a^{\partial D} \left(\frac{\hat{\mathbf{n}}_{\partial D} \cdot \mathbf{n}^{\tau}}{\mathcal{S}\mathcal{S}_{\partial D}} \right), \end{aligned}$$

where

$$\mathcal{L} = \mathbf{S}^{-1} \circ \mathbf{L} - (\nabla_a \mathbf{S}^{-1}) g^{ab} \nabla_b^{\sigma} \quad \text{and} \quad \mathbf{n}^{\tau} = \tau^{-1} \nabla^{\tau} \sigma.$$

Here $\mathcal{S}_{\partial D}$ denotes the \mathcal{S} -curvature along ∂D of the restriction of σ to ∂D , and $\hat{\mathbf{n}}_{\partial\Sigma|\partial D}$ is the unit conormal with respect to the embedding of $\partial\Sigma$ in ∂D . Also, $\cos \theta = \hat{\mathbf{n}}_{\Sigma} \cdot \hat{\mathbf{n}}_{\partial D}$ and $\nabla^{\partial D}$ is the conformal gradient along ∂D .

The proofs of Theorems 2.7 and 2.8 are given, respectively, in Sections 5 and 6. In the latter of those sections, we also given an explicit class of examples for which Vol_{ε} can be computed exactly and exhibit how these two theorems generate the corresponding divergences and anomaly.

We also want to compute anomalies when the singular metric g^o obeys the *singular Yamabe condition* on its scalar curvature:

$$(2.9) \quad \mathcal{S}c^{g^o} = -d(d-1)(1 + \sigma^d B), \quad \text{where } B \in C^{\infty}M.$$

This is of particular interest because, as shown in [ACF92], the conformal embedding $\tilde{\Sigma} \hookrightarrow M$ determines σ uniquely up to the addition of terms of order σ^{d+1} . Furthermore, the singular Yamabe condition (2.9) can be reformulated as a unit condition for the \mathcal{S} -curvature [Gov10]:

$$(2.10) \quad \mathcal{S} = 1 + \mathcal{O}(\sigma^d).$$

This may be viewed as a condition on the defining density σ , and solutions are termed *conformal unit defining densities*. This allows the boundary calculus for conformally compact manifolds of [GW14] to be applied to the singular Yamabe problem. Indeed, based on those methods, it was shown in [GW13, GW15, GW16b] that uniqueness properties of the solution to the singular Yamabe condition can be exploited to study the conformal geometry of embedded hypersurfaces. We shall show that in the singular Yamabe setting, the anomaly for embedded surfaces can be expressed in terms of the Euler characteristic χ_{Σ} of the boundary and *conformal hypersurface invariants* integrated over Σ and $\partial\Sigma$.

The notion of a conformal hypersurface invariant is defined and studied in detail in [GW15, GW16b] (see also [Sta05, Vya13]) and refers to invariants of a hypersurface (or submanifold) Σ determined by the conformal embedding of $\Sigma \hookrightarrow M$, in particular if $P(\Sigma, g)$ is a hypersurface invariant determined by the embedding of $\Sigma \hookrightarrow (M, g)$ and $P(\Sigma, \Omega^2 g) := \Omega^w P(\Sigma, g)$, we shall denote the corresponding weight w conformal hypersurface invariant by $\mathbf{P} = [g; P(\Sigma, g)] = [\Omega^2 g; \Omega^w P(\Sigma; g)]$. Important examples

are the unit conormal to a hypersurface $\hat{\mathbf{n}}^\Sigma := [g; d\sigma/|d\sigma|_g]$ and the trace-free part $\hat{\mathbb{I}}_{ab}$ of the second fundamental form of Σ yielding $\hat{\mathbb{I}}_{ab}^\Sigma := [g; \hat{\mathbb{I}}_{ab}]$; these both have weight $w = 1$; we will drop the label Σ when the underlying hypersurface is clear from context. Note that we often use the same abstract index notation for both hypersurface and ambient tensors, a dot to indicate inner products of vectors while an index replaced by a vector denotes either the canonical contraction of a vector and a tensor, or contraction using the metric or *conformal metric* $\mathbf{g}_{ab} := [g; g_{ab}]$.

Having established these notions, we can state our result for the anomaly when g^0 obeys the singular Yamabe condition (2.9):

Theorem 2.9. *Let (M, \mathbf{c}) be a conformal 3-manifold and σ be a conformal unit defining density, and let $\hat{\mathbf{q}}$ and $\hat{\mathbf{p}}$ respectively denote the unit conormals of the conformal embeddings $\partial\Sigma \hookrightarrow \partial D$ and $\partial\Sigma \hookrightarrow \partial\tilde{\Sigma}$. Then, assuming θ is nowhere vanishing, the anomaly of the regulated volume is given by*

$$\mathcal{A} = \pi\chi_\Sigma - \frac{1}{4} \int_\Sigma \hat{\mathbb{I}}_{ab}^\Sigma \hat{\mathbb{I}}^{ab} + \int_{\partial\Sigma} \left(\frac{\hat{\mathbb{I}}_{\hat{\mathbf{q}}\hat{\mathbf{q}}}^{\partial D} - \cos\theta \hat{\mathbb{I}}_{\hat{\mathbf{p}}\hat{\mathbf{p}}}^\Sigma}{\sin^3\theta} - \frac{1}{2} \cot\theta \hat{\mathbb{I}}_{\hat{\mathbf{p}}\hat{\mathbf{p}}}^\Sigma \right).$$

The proof of this theorem is given in Section 7, where we also give formulæ for the divergences and an example in which we solve the singular Yamabe condition and compute the corresponding anomaly. The non-vanishing assumption on the angle θ between the hypersurfaces Σ and ∂D in the above theorem is imposed because of the solid cylinder assumption of Theorem 2.2.

3. VOLUME EXPANSIONS

In this section we prove Theorems 2.2 and 2.3, as well as providing a simple example of the latter result. The proof of Theorem 2.2 follows closely the proof of Theorem 3.1 of [GW16a], and relies on the same distributional identities employed there (see in particular Section 2.8 of that work). In particular, note that the solid cylinder topology assumption of this theorem is imposed as technical requirement to facilitate an analysis based on simple distributional identities. Further analysis, may lead to a wider range of applicability of the result.

Proof of Theorem 2.2. The main task is to establish the quoted volume expansion. First, it is easy to verify that the leading behavior of the regulated volume in the small ε limit behaves like ε^{1-k} . Hence we consider the quantity

$$-\varepsilon^k \frac{d\text{Vol}_\varepsilon}{d\varepsilon} = \varepsilon^k \int_D \frac{\mu}{\sigma^k} \delta(\sigma - \varepsilon) = \int_D \mu \delta(\sigma - \varepsilon) =: I(\varepsilon).$$

Here we have employed the distributional identities $d\theta(x)/dx = \delta(x)$ and $\delta(\alpha x) = \frac{1}{\alpha} \delta(x)$. This is justified by the solid cylinder assumption which allows us to employ σ as a coordinate on D in a neighborhood of Σ . Upon performing the Dirac delta function integration, the quantity $I(\varepsilon)$ is given by the integral of a positive smooth measure over the regulating hypersurface Σ_ε , and is therefore a smooth function of ε . Therefore, we may expand $I(\varepsilon)$ as a Taylor polynomial plus remainder about $\varepsilon = 0$. The coefficients are therefore given by integrals over differentiated delta functions of σ . We then integrate the relation $-\varepsilon^k \frac{d\text{Vol}_\varepsilon}{d\varepsilon} = I(\varepsilon)$ to obtain the quoted result for the regulated volume Vol_ε . The renormalized volume Vol_{ren} is the undetermined constant term in this integration. The locality statement for the coefficients of the divergences V_ℓ and the anomaly \mathcal{A} is simply a statement of the meaning of integrals over differentiated delta functions. The

independence of the anomaly measure $a(\boldsymbol{\sigma})$ of the choice of σ follows from the identity $\Omega^k \mu \delta^{(k-1)}(\Omega\sigma) = \mu \delta^{(k-1)}(\sigma)$ which holds for positive functions Ω . Finally, presence of the anomaly term is analyzed by examining for which values of k the quantity $I(\varepsilon)/\varepsilon^k$ includes a $1/\varepsilon$ term when $I(\varepsilon)$ is substituted for its Taylor polynomial. \square

The following proof is inspired by the method outlined in [BJ10] for the special case of Poincaré–Einstein structures.

Proof of Theorem 2.3. First we note that for $\boldsymbol{\sigma}$ and $\boldsymbol{\tau}$ given respectively by $[\mu; \sigma]$ and $[\mu; \tau]$, we have $\text{Vol}_\varepsilon(D_+; \boldsymbol{\sigma}, \boldsymbol{\tau}) = \int_D \frac{\mu}{\sigma^k} \theta\left(\frac{\sigma}{\tau} - \varepsilon\right)$ so, following *mutatis mutandis* the computation of $I(\varepsilon)$ in the first display of the previous proof, we have

$$\begin{aligned} \frac{d \text{Vol}_\varepsilon(D_+; \boldsymbol{\sigma}, e^{-\omega t} \boldsymbol{\tau})}{dt} &= \int_D \frac{\mu}{\sigma^k} \omega e^{\omega t} \frac{\sigma}{\tau} \delta\left(e^{\omega t} \frac{\sigma}{\tau} - \varepsilon\right) \\ &= \frac{1}{\varepsilon^{k-1}} \int_D \frac{\mu}{\tau^k} \omega e^{k\omega t} \delta\left(e^{\omega t} \frac{\sigma}{\tau} - \varepsilon\right) =: \frac{I(\varepsilon; \omega, t)}{\varepsilon^{k-1}}. \end{aligned}$$

Again, $I(\varepsilon; \omega, t)$ can be expressed in terms of its Taylor polynomial as $I(\varepsilon) = I(0) + \varepsilon I'(0) + \cdots + \frac{1}{(k-1)!} \varepsilon^{k-1} I^{(k-1)}(0) + \varepsilon^k R(\varepsilon)$ (suppressing (ω, t)). For the ε^{k-1} term in this we find

$$I^{(k-1)}(0) = (-1)^{k-1} \int_D \mu \omega \delta^{(k-1)}(\sigma).$$

In the above we relied on the identity $\delta^{(\ell)}(\alpha x) = \frac{1}{\alpha^{\ell+1}} \delta^{(\ell)}(x)$. Focusing on the ε independent term in $d \text{Vol}_\varepsilon(D_+; \boldsymbol{\sigma}, e^{-\omega t} \boldsymbol{\tau})/dt$ gives

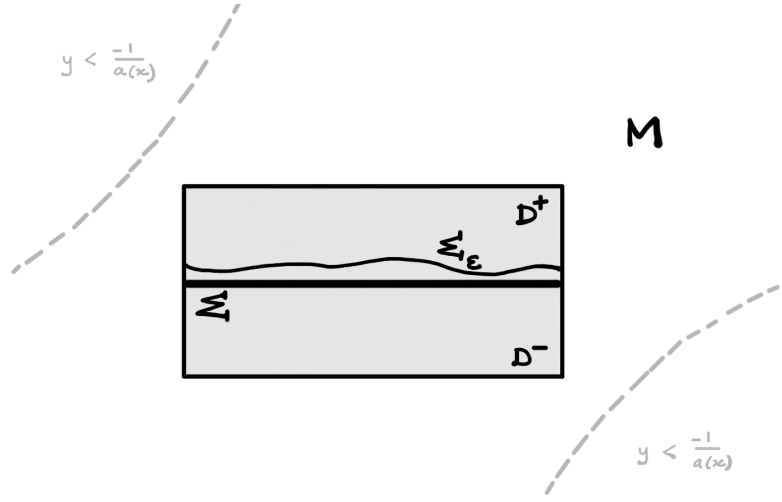
$$\frac{d \text{Vol}_{\text{ren}}(e^{-\omega t} \boldsymbol{\tau})}{dt} = \frac{(-1)^{k-1}}{(k-1)!} \int_D \mu \omega \delta^{(k-1)}(\sigma).$$

The right hand side is t independent, so

$$\text{Vol}_{\text{ren}}(e^{-\omega \tau}) - \text{Vol}_{\text{ren}}(\boldsymbol{\tau}) = \frac{(-1)^{k-1}}{(k-1)!} \int_D \mu \omega \delta^{(k-1)}(\sigma).$$

\square

3.1. Example. Let $a : \mathbb{R} \xrightarrow{\text{smooth}} \mathbb{R}$, and consider $M \subset \mathbb{R}^2$ with measure $\mu = dx dy (1 + ya(x))$ (where $M = \{(x, y) \mid 1 + ya(x) > 0\}$). Let D be the rectangle defined by $-1 < x < 1$ and $-L < y < L$ where L is chosen such that $D \subset M$. Take as defining function $\sigma = y$ whence Σ is the interval $(-1, 1)$ along the x -axis. This geometry is depicted below:



Let us compute the regulated volume for the case $k = 2$ (so $\mu^o = dx dy(1 + a)/y^2$ with respect to the class of regulators $\tau = \tau(x)$). We find (labeling the data (σ, τ) by (μ^o, τ))

$$\text{Vol}_\varepsilon(D_+; \mu^o, \tau) = \int_{-1}^1 dx \int_{\varepsilon\tau(x)}^L \frac{dy(1 + ya(x))}{y^2} = \frac{\int_{-1}^1 \frac{dx}{\tau(x)}}{\varepsilon} - \log(\varepsilon) \int_{-1}^1 dx a(x) + \text{Vol}_{\text{ren}},$$

where the renormalized volume is

$$\text{Vol}_{\text{ren}} = -\frac{2}{L} + \log(L) \int_{-1}^1 dx a(x) - \int_{-1}^1 dx a(x) \log \tau(x).$$

Observe that the anomaly $\mathcal{A} = -\int_{-1}^1 dx a(x)$, and that even when this vanishes the regulator dependence of the renormalized volume $-\int_{-1}^1 dx a(x) \log \tau(x)$ is in general not zero. *I.e.*, vanishing anomaly need not imply regulator independence of the renormalized volume, but pointwise vanishing of $a(x)$ does.

4. Q AND T CURVATURES

In the remainder of the paper, we specialize to a conformal d -manifold $(M, \mathbf{c} = [g])$, so $k = d$ and $\mu = [\mu^g]$. All densities will be conformal densities. Our aim in this section is to prove Theorem 2.4 but first we need to assemble some basic differential operators defined on densities as well as key results involving the Laplace–Robin operator and distribution-valued densities.

For scalar-valued weight $w = 0$ conformal densities $\mathbf{f} := [g; f]$, it is convenient to denote the exterior derivative on functions by

$$(4.1) \quad \nabla \mathbf{f} := [g; df].$$

We will sometimes call this the *conformal gradient operator* and its codomain is covector-valued, weight $w = 0$ conformal densities. When a weight $w = 1$ conformal density τ is available, we may form the *coupled conformal gradient operator* which is defined acting on scalar-valued densities $\mathbf{f} = [g; f]$ of arbitrary weight w , according to

$$(4.2) \quad \nabla^\tau \mathbf{f} := [g; \tau \nabla f - wf \nabla \tau],$$

with weight $w + 1$ covector-valued conformal densities as output. If τ is a scale, $\tau^{-1}\nabla\tau$ is a *Weyl connection*. When \mathbf{f} and \mathbf{g} are conformal densities whose product $\mathbf{f}\mathbf{g}$ has weight zero, the conformal and coupled conformal gradients are related by the Leibniz-type rule

$$\nabla(\mathbf{f}\mathbf{g}) = \tau(\mathbf{f}\nabla^\tau\mathbf{g} + \mathbf{g}\nabla^\tau\mathbf{f}).$$

If τ is a true scale with $\tau = [g; 1]$, then the coupled gradient recovers the exterior derivative in the sense $\nabla^\tau\mathbf{f} = [g; df]$.

We also need to handle integrals over a delta function of a defining density σ . If a weight $1 - \dim M$ conformal density \mathbf{f} on (M, \mathbf{c}) is an extension of a conformal density \mathbf{f}_Σ of the same weight on the induced hypersurface conformal manifold $(\Sigma, \mathbf{c}_\Sigma)$ then, up to a measure factor given by the \mathcal{S} -curvature, an undifferentiated delta function integration can be performed according to

$$(4.3) \quad \int_D \delta \sqrt{\mathcal{S}} \mathbf{f} = \int_\Sigma \mathbf{f}_\Sigma.$$

See [GGHW15, Section 3] (or [GW16a]) for the proof of this identity. Also note that this identity already establishes that the first term in the ε -expansion (2.3) produces the leading divergence in Equation (2.7).

Next, we need to treat differentiated Dirac delta functions. The following proposition (proved in [GW16a, Section 3]) allows us to handle up to $(d-2)$ derivatives on the Dirac delta:

Proposition 4.1. *Let $\mathbb{Z}_{>0} \ni j < d-1$ and suppose the \mathcal{S} -curvature is nowhere vanishing. Then*

$$(\mathcal{S}^{-1}\mathbf{L})^j \delta = (d-j-1) \cdots (d-3)(d-2) \delta^{(j)}.$$

The above proposition implies that

$$\mathbf{L} \delta^{(d-2)} = 0.$$

Hence, we need a different method to handle the critical case of integrals involving $\delta^{(d-1)}$. The main idea, developed in [GW16a], is to introduce a log density into the problem. The following lemma generalizes Lemma 3.7 of [GW16a] to include terms that no longer vanish when $\partial\Sigma \neq \emptyset$.

Lemma 4.2. *Let $\log \tau$ be a weight one log density (where τ is any true scale) and suppose the \mathcal{S} -curvature is nowhere vanishing, then*

$$(4.4) \quad \int_D \delta^{(d-1)} = - \int_D \delta^{(d-2)} \mathcal{L} \log \tau + \int_{\partial D} \delta^{(d-2)} \frac{\hat{\mathbf{n}}_{\partial D} \cdot \mathbf{n}^\tau}{\mathcal{S}},$$

where $\mathbf{n}^\tau = \tau^{-1}\nabla^\tau\sigma$ and the operator $\mathcal{L} = \mathcal{S}^{-1} \circ \mathbf{L} - (\nabla_a \mathcal{S}^{-1}) \mathbf{g}^{ab} \nabla_b$.

Proof. We only need augment the proof of the corresponding lemma given in [GW16a] by terms coming from the boundary of ∂D that were not needed in the closed Σ case studied there. Those only arise in a computation of an integral over the divergence of the conormal $n = \nabla\sigma$ (where $\sigma = [g; \sigma]$) which was performed by an integration by parts. We repeat the beginning of that computation here

$$\begin{aligned} \int_D \mu^g \mathcal{S}^{-1}(\nabla \cdot n) \delta^{(d-2)} &= - \int_D \mu^g (\mathcal{S}^{-1} n^2 \delta^{(d-1)} + \delta^{(d-2)} \nabla_n \mathcal{S}^{-1}) \\ &\quad + \int_{\partial D} \mu^{g\partial D} \hat{n}_{\partial D}^a \mathcal{S}^{-1} n_a \delta^{(d-2)}. \end{aligned}$$

Here $\delta^{(k)}$ is shorthand for $\delta^{(k)}(\sigma)$ and we have denoted $\mathcal{S} = [g; \mathcal{S}]$. The last term is the new contribution, and its expression above follows by a straightforward application of the divergence theorem along ∂D with outward unit normal $\hat{n}_{\partial D}$. The proof is completed by using the coupled conformal gradient operator to express the n_a in the last term above in terms of conformal densities as $\tau^{-1} \nabla_a^\tau \sigma$, and then reexamining the proof of Lemma 3.7 of [GW16a] to determine its coefficient in the contribution to Equation (4.4). \square

One of the reasons the Laplace–Robin operator is so useful is that it enjoys a formally self-adjoint property [GW16a, Section 2]:

Theorem 4.3. *Let \mathbf{f} and \mathbf{g} be densities of weight $1-d-w$ and w , respectively. Then the Laplace–Robin operator L for any weight one density $\sigma = [g; \sigma]$ is formally self-adjoint and moreover*

$$\mathbf{f} L \mathbf{g} - (L \mathbf{f}) \mathbf{g} + \operatorname{div} \mathbf{j} = 0,$$

where the weight $2-d$ covector-valued density

$$\mathbf{j}_a = [g; \sigma (f \nabla_a g - (\nabla_a f) g) - (d + 2w - 1) f g \nabla_a \sigma].$$

We also need a variant of Lemma 4.2 for a weight zero density integrated against $\delta^{(d-1)}$ over a closed manifold.

Proposition 4.4. *Let (Λ, \mathbf{c}) be a closed conformal d -manifold, σ a defining density for a closed, embedded hypersurface L in Λ , \mathbf{f} a weight zero density and τ any true scale. Then*

$$\int_{\Lambda} \mathbf{f} \delta^{(d-1)} = -\frac{1}{(d-2)!} \int_L \frac{1}{\sqrt{\mathcal{S}}} (L S^{-1})^{d-2} \circ (\mathbf{f} \mathcal{L} \log \tau + \mathcal{S}^{-1} \nabla_{\mathbf{n}^\tau} \mathbf{f}),$$

where \mathcal{L} and \mathbf{n}^τ are as given in Lemma 4.2.

Proof. Again the proof begins with an augmentation of Lemma 3.7 of [GW16a], but now to include the presence of \mathbf{f} . In particular, we need to record instances where derivatives of $\mathbf{f} = [g; f]$ (and $\tau = [g; \tau]$) are introduced. As before, this is via an integration involving the divergence of the conormal, which is modified as follows:

$$\begin{aligned} \int_{\Lambda} \mu^g f \mathcal{S}^{-1} (\nabla \cdot \mathbf{n}) \delta^{(d-2)} &= - \int_{\Lambda} \mu^g (f \mathcal{S}^{-1} n^2 \delta^{(d-1)} \\ &\quad + \delta^{(d-2)} f \nabla_n \mathcal{S}^{-1} + \delta^{(d-2)} \mathcal{S}^{-1} \nabla_n f). \end{aligned}$$

There are no surface terms generated by the integration by parts performed above, because $\partial \Lambda = \emptyset$. In terms of densities, the quantity $\nabla_n f$ can be expressed as $\tau^{-1} (\nabla^\tau \sigma) \cdot \nabla f$. Thus we have so far established

$$\int_{\Lambda} \mathbf{f} \delta^{(d-1)} = - \int_{\Lambda} \delta^{(d-2)} [\mathbf{f} (S^{-1} \circ L - (\nabla_a \mathcal{S}^{-1}) g^{ab} \nabla_b \sigma) \log \tau + (\mathcal{S} \tau)^{-1} (\nabla^\tau \sigma) \cdot \nabla f].$$

Now, from Proposition 4.1 we have $\delta^{(d-2)} \frac{1}{(d-2)!} (S^{-1} L)^{d-2} \delta$, so the proof is completed by using the formal self-adjointness property of L (Theorem 4.3), remembering that $\partial \Lambda = \emptyset$ and employing Equation (4.3). \square

Remark 4.5. When $\partial \Sigma = \emptyset$, we can read off the anomaly operator in the conformal setting directly from the above proposition

$$\int_{\Sigma} a(\sigma, \omega) = \frac{(-1)^{d-1}}{(d-1)!(d-2)!} \int_{\Sigma} \frac{1}{\sqrt{\mathcal{S}}} (L S^{-1})^{d-2} \circ (\omega \mathcal{L} \log \tau + \nabla_{\mathbf{n}^\tau} \omega).$$

*

We are now ready to prove Theorem 2.4.

Proof of Theorem 2.4. Our approach is to develop an algorithm to compute the anomaly $\mathcal{A} \propto \int_D \delta^{(d-1)}$. The first step is to apply Lemma 4.2 which expresses \mathcal{A} as sum of integrals over D and ∂D of the form $\int_D \delta^{(d-2)} \mathcal{L} \log \tau$ and $\int_{\partial D} \delta^{(d-2)} \mathbf{t}$ where \mathbf{t} is a local, weight zero density. The restriction of the defining density σ to ∂D gives, by restriction, a defining density $\sigma|_{\partial D}$ for the hypersurface $\partial\Sigma \hookrightarrow \partial D$. Hence we can apply Proposition 4.4 to express $\int_{\partial D} \delta^{(d-2)} \mathbf{t}$ as an integral over $\partial\Sigma$ of a local τ -dependent density. To perform the integral $\int_D \delta^{(d-2)} \mathcal{L} \log \tau$ we proceed by using exactly the method as described in the last paragraph of the proof of Proposition 4.4, except now there are boundary terms obtained from applying the divergence theorem to the $\operatorname{div} \mathbf{j}$ term generated when using the formal self-adjoint property for the Laplace–Robin operator. This gives

$$\int_D \delta^{(d-1)} = \frac{(-1)^d}{(d-2)!} \left[\int_{\Sigma} \frac{1}{\sqrt{\mathcal{S}}} (-L S^{-1})^{d-2} \circ (-\mathcal{L}) \log \tau + \int_{\partial\Sigma} \mathbf{T}_{\tau}^{\sigma} \right].$$

Locality of $\mathbf{T}_{\tau}^{\sigma}$ follows from the algorithm above. \square

Proof of Corollary 2.5. Given only the data \mathbf{c} and the embedding $\tilde{\Sigma} \hookrightarrow M$, we can find $\sigma = [g; \sigma]$ such that the corresponding singular metric $g^o = g/\sigma^2$ obeys the singular Yamabe condition (2.9). This determines σ up to order σ^d [ACF92, GW13, GW15]. Moreover, given a conformally compact manifold with whose boundary $\tilde{\Sigma}$ contains an embedded hypersurface $\partial\Sigma$, Graham and Witten have proved that the minimal surface equation for the singular metric g^o formally determines the asymptotics of a defining density ν smoothly up to order σ^{d-1} [GW99] (see also [Gra00]). This defines a hypersurface H with $\partial H = \partial\Sigma$. Hence we take the region D_+ with boundary $H \cup \Sigma$. In fact, we only need this region in a solid cylinder neighborhood over Σ . However, by inspection of the general anomaly Formula (2.2) (viewing σ as a coordinate on the solid cylinder), we see that the anomaly is determined by the defining densities ν and σ up to order σ^{d-1} . Thus indeterminacy in the solutions to the singular Yamabe and minimal surface problems do not contribute to the anomaly, so this is canonically determined by the data of the conformal embeddings.

Naturalness of the formulae for the pair (\mathbf{Q}, \mathbf{T}) follows easily in view of the integration by parts algorithm used to establish Theorem 2.4, and counting derivatives on the data σ and ν to verify that this does not exceed the orders to which these are determined.

To write natural formulae for (\mathbf{Q}, \mathbf{T}) depending only on the embedding $\partial\Sigma \hookrightarrow \tilde{\Sigma}$, one employs the same proof given above, but instead determines the asymptotics of the singular metric g^o by the Poincaré–Einstein condition whereby g^o is an Einstein metric on M^+ . Here the asymptotics are determined to one order lower [FG02, Gra00], but this still suffices to compute the anomaly.

The Poincaré–Einstein holographic formula for Q -curvature in [GW14] establishes that \mathbf{Q} produces the Branson Q curvature, while the analogous extrinsic result was given in [GW16a]. \square

5. DIVERGENCES

The starting point to prove Theorem 2.7 is the ε -expansion in Equation (2.3). To compute the leading order and nlo divergences, we only need handle at most one derivative of Dirac delta distribution. This is treated in the following Lemma:

Lemma 5.1. *Let $d > 2$, $\tilde{\Sigma}$ be a hypersurface with defining density σ and D be the region described in Theorem 2.2. Then, given a true scale τ ,*

$$\int_D \frac{\delta'}{\tau^{d-2}} = \frac{1}{d-2} \int_{\Sigma} \frac{1}{\sqrt{\mathcal{S}}} \text{L} \left(\frac{1}{\mathcal{S}\tau^{d-2}} \right) + \int_{\partial\Sigma} \frac{\cos\theta}{\sqrt{\mathcal{S}\mathcal{S}_{\partial D}} \tau^{d-2}}.$$

where $\mathcal{S}_{\partial D}$ is the \mathcal{S} -curvature of the restriction of σ to ∂D and $\hat{n}_{\partial D}$ is the outward conormal of ∂D .

Proof. Proposition 4.1 and the leading term of Theorem 4.3 directly imply the first term on the right hand side of the equality displayed above, so we only need focus on the boundary term which, according to Theorem 4.3, is given by $-\frac{1}{d-2} \int_D \mu^g \nabla_a j^a$ where (using $\tau = [g; 1]$ and $\mathcal{S} = [g; \mathcal{S}]$)

$$j^a = \sigma(\mathcal{S}^{-1} \nabla^a \delta(\sigma) - (\nabla^a \mathcal{S}^{-1}) \delta(\sigma)) - (d-3)n^a \mathcal{S}^{-1} \delta(\sigma) = -(d-2)n^a \mathcal{S}^{-1} \delta(\sigma).$$

Thus, via the divergence theorem, the boundary term becomes $\int_{\partial D} dA \hat{n}_{\partial D}^a n_a \mathcal{S}^{-1} \delta(\sigma)$. We may then use Equation (4.3) to write this as the quoted integral over $\partial\Sigma$. \square

Proof of Theorem 2.7. Apply Equation (4.3) to the first term the expansion stated in Equation (2.3) and the above Lemma to the second term thereof. \square

6. SURFACE ANOMALY

Before proving Theorem 2.8, we need a technical Lemma.

Lemma 6.1. *Let L be a closed 1-manifold embedded in a closed conformal 2-manifold (N, \mathbf{c}) with defining density σ . Moreover let \mathbf{f} be a weight zero density. Then*

$$\int_N \mathbf{f} \delta' = - \int_L \nabla_{\hat{n}}(\mathbf{f}/\mathcal{S}),$$

where \hat{n} is the unit conormal to L determined by σ and \mathcal{S} is the \mathcal{S} -curvature of σ .

Proof. We pick a scale $g \in \mathbf{c}$ then $\sigma = [g; \sigma]$ and note that $\delta' = [g; (\nabla_n \delta(\sigma))/n^2]$. Integrating by parts (and remembering that $\mathcal{S} = n^2 + 2\rho\sigma$), we have that

$$\begin{aligned} \int_N \mathbf{f} \delta' &= - \int_N \mu^g \delta(\sigma) \nabla^a \left(\frac{n_a f}{\mathcal{S} - 2\rho\sigma} \right) = - \int_N \mu^g \delta(\sigma) \left(\frac{f \nabla \cdot n + \nabla_n f}{\mathcal{S}} - \frac{f \nabla_n \mathcal{S} - 2\rho n^2 f}{\mathcal{S}^2} \right) \\ &= - \int_N \mu^g \delta(\sigma) \nabla_n (f/\mathcal{S}). \end{aligned}$$

The last line used that in two dimensions $-2\rho = \nabla \cdot n + \sigma J$. An application of Equations (4.1) and (4.3) gives the quoted result. \square

Remark 6.2. Specializing to the singular Yamabe setting for which σ is a conformal unit defining density, and setting $\mathbf{f} = 1$, the above Lemma then implies vanishing anomaly for a line embedded in a 2-manifold. \ast

Proof of Theorem 2.8. By virtue of Equation (2.2) we are tasked with computing $\int_D \delta''$. We begin by employing Lemma 4.2. The boundary term given there can be re-expressed as

$$\int_{\partial D} \frac{\hat{n}_{\partial D} \cdot (\tau^{-1} \nabla^\tau \sigma)}{\mathcal{S}} \delta' = - \int_{\partial\Sigma} \hat{n}_{\partial\Sigma|\partial D}^a \nabla_a^{\partial D} \left(\frac{\hat{n}_{\partial D} \cdot (\tau^{-1} \nabla^\tau \sigma)}{\mathcal{S}\mathcal{S}_{\partial D}} \right),$$

using Lemma (6.1). Thus we have so far established that

$$\int_D \delta'' = - \int_D \delta' (S^{-1} \circ L - (\nabla_a S^{-1}) g^{ab} \nabla_b^\sigma) \log \tau - \int_{\partial\Sigma} \hat{n}_{\partial\Sigma|\partial D}^a \nabla_a^{\partial D} \left(\frac{\hat{n}_{\partial D} \cdot (\tau^{-1} \nabla^\tau \sigma)}{\mathcal{S} \mathcal{S}_{\partial D}} \right).$$

It only remains to apply Proposition 4.1 to the differentiated delta-density δ' in the first term on the right hand side and then integrate the resulting Laplace–Robin operator by parts according to Theorem 4.3 while keeping track of the boundary term, this yields

$$\begin{aligned} \int_D \delta'' = & - \int_{\tilde{\Sigma}} \frac{1}{\sqrt{\mathcal{S}}} L \circ S^{-1} \circ (S^{-1} \circ L - (\nabla_a \mathcal{S}^{-1}) g^{ab} \nabla_b^\sigma) \log \tau \\ & - \int_{\partial\Sigma} \left[\frac{\hat{n}_\Sigma \cdot \hat{n}_{\partial D}}{\sqrt{\mathcal{S} \mathcal{S}_{\partial D}}} (S^{-1} \circ L - (\nabla_a \mathcal{S}^{-1}) g^{ab} \nabla_b^\sigma) \log \tau + \hat{n}_{\partial\Sigma|\partial D}^a \nabla_a^{\partial D} \left(\frac{\hat{n}_{\partial D} \cdot (\tau^{-1} \nabla^\tau \sigma)}{\mathcal{S} \mathcal{S}_{\partial D}} \right) \right]. \end{aligned}$$

Remembering that $\hat{n}_\Sigma \cdot \hat{n}_{\partial D} = \cos \theta$ completes the proof. \square

6.1. Example. Consider a surface of revolution $\tilde{\Sigma}$ in Euclidean 3-space, with metric

$$g = dx^2 + dr^2 + r^2 d\theta^2.$$

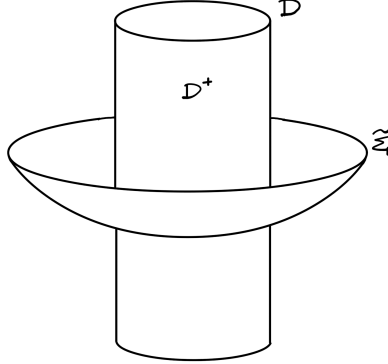
Moreover, suppose $\tilde{\Sigma}$ is given by the graph of a function $f(r)$ so that $\tilde{\Sigma} = \mathcal{Z}(\sigma)$, where

$$\sigma = x - f(r).$$

We require that $f'(0) = 0$ in order that σ is smooth. For simplicity let us take D_+ to be the cylindrical coordinate region

$$D_+ = \{(x, r, \theta) \mid x \geq f(r), r \leq R\}$$

and $D = \{(x, r, \theta) \mid r \leq R\}$. We shall try to compute the regulated volume of D_+ with respect to the defining density $\sigma = [g; \sigma]$ and the regulator $\tau = [g; 1]$. Note that $\Sigma = \{(f(r), r, \theta) \mid 0 \leq r \leq R, 0 \leq \theta < 2\pi\}$. This geometry is depicted below:



In fact, in this simple setting we can easily directly evaluate the regulated volume

$$(6.1) \quad \text{Vol}_\varepsilon = \int_0^{2\pi} d\theta \int_0^R r dr \int_{f(r)+\varepsilon}^\infty \frac{dx}{(x - f(r))^3} = \frac{\pi R^2}{2\varepsilon^2}.$$

Hence both the anomaly and renormalized volume vanish, as does the next to leading (nlo) divergence for this particular regulator. Indeed, it is not difficult to prove the same statement for the above problem generalized to surfaces given by the graph of an arbitrary function. As we shall see, this example provides a nice test of our result for the leading divergences in (2.7) as well as the formula for the surface anomaly (2.8).

Let us now recalculate the divergences and anomaly. First note that $\mathcal{S} = [g; 1 + |df|^2 + \mathcal{O}(\sigma)]$ and the area element for $\tilde{\Sigma}$ is $dA = \sqrt{1 + |df|^2} r dr d\theta$. Thus $\int_{\Sigma} \frac{1}{\sqrt{\mathcal{S}\tau^2}} = \int_0^{2\pi} d\theta \int_0^R r dr = \pi R^2$, so the leading divergence in Equation (2.7) exactly reproduces Vol_{ε} in (6.1). It remains to show that the nlo divergence and anomaly vanish. For the former, according to Equation (2.7), we must compute an integral along Σ as well as one along its boundary $\partial\Sigma$. For the first integrand we compute

$$\mathbb{L}\left(\frac{1}{\mathcal{S}\tau}\right) \stackrel{\tilde{\Sigma}}{=} [g; -(\nabla_n - \rho)\mathcal{S}^{-1}] \stackrel{\tilde{\Sigma}}{=} \left[g; \frac{\nabla_n n^2 + 3\rho n^2}{|n|^4}\right] = \left[g; \frac{f'' - f'^2 f'' + \frac{f'}{r}(1 + f'^2)}{(1 + f'^2)^2}\right].$$

To obtain the displayed result we used that $\rho = \frac{1}{3}(f'' + \frac{1}{r}f')$, $n^2 = 1 + f'^2$ and $\nabla_n n^2 = -2f'^2 f''$. Using the above it follows that

$$\begin{aligned} \int_{\Sigma} \frac{1}{\sqrt{\mathcal{S}}} \mathbb{L}\left(\frac{1}{\mathcal{S}\tau^{d-2}}\right) &= \int_0^{2\pi} d\theta \int_0^R r dr \frac{f'' - f'^2 f'' + \frac{f'}{r}(1 + f'^2)}{(1 + f'^2)^2} \\ &= 2\pi \int_0^R d\left(\frac{r f'}{1 + f'^2}\right) = \frac{2\pi R f'(R)}{1 + f'(R)^2}. \end{aligned}$$

This is precisely canceled by the boundary integral because

$$\cos\theta = \hat{\mathbf{n}}_{\Sigma} \cdot \hat{\mathbf{n}}_{\partial D} = \left[g; -f'/\sqrt{1 + f'^2}\right]$$

and $\sqrt{\mathcal{S}\mathcal{S}_{\partial D}} \tau^{d-2} = \left[g; \sqrt{1 + f'^2}\right]$, while the volume element along $\partial\Sigma$ is $R d\theta$.

To show that the anomaly vanishes we first compute the bulk contribution to Equation (2.8)

$$\begin{aligned} \mathcal{Q}^{\sigma} &\stackrel{\tilde{\Sigma}}{=} \left[g; -\frac{1}{|n|^3} (\nabla_n - 3\rho - (\nabla_n \log n^2)) \circ (\rho + \nabla_n) \left(\frac{1}{n^2 + 2\rho\sigma}\right)\right] \\ &\stackrel{\tilde{\Sigma}}{=} \left[g; -\frac{(1 - f'^4)f'(f''' + \frac{3}{r}f'') + (1 - 8f'^2 + 3f'^4)f''^2}{(1 + f'^2)^{9/2}}\right] \\ &= \left[g; -\frac{1}{r\sqrt{1 + f'^2}} \frac{d}{dr} \left(\frac{f'(f'^3 + f' - r f'^2 f'' + r f''^2)}{(1 + f'^2)^3}\right)\right]. \end{aligned}$$

Above, in addition to already gathered data, we used that $\nabla_n \rho = -\frac{1}{3}f'(f''' + \frac{1}{r}f'' - \frac{1}{r^2}f')$ and $\nabla_n^2 n^2 = 2f'^2(f'f''' + 2f''^2)$. Hence the bulk contribution to the anomaly is

$$\int_{\Sigma} \mathcal{Q}^{\sigma} = -\frac{\pi f'(R)(f'(R)^3 + f'(R) - R f'(R)^2 f''(R) + R f''(R))}{(1 + f'(R)^2)^3}.$$

To compute the boundary contribution to the anomaly we first note that

$$\mathcal{L} \log \tau \stackrel{\partial\Sigma}{=} \left[g; -\frac{f'(R)^3 + f'(R) - 5R f'(R)^2 f''(R) + R f''(R)}{3R(1 + f'(R)^2)^2}\right].$$

Also $\hat{\mathbf{n}}_{\partial D} \cdot \mathbf{n}^{\tau} = [g; -f']$ so that

$$\begin{aligned} \hat{\mathbf{n}}_{\partial\Sigma|\partial D}^a \nabla_a^{\partial D} \left(\frac{\hat{\mathbf{n}}_{\partial D} \cdot \mathbf{n}^{\tau}}{\mathcal{S}\mathcal{S}_{\partial D}}\right) &= \left[g; \frac{\partial}{\partial x} \left(\frac{-f'}{1 + f'^2 + \frac{2}{3}(x-f)(f'' + \frac{1}{r}f')}\right)\right] \stackrel{\partial\Sigma}{=} \left[g; \frac{2f'(R)(R f''(R) + f'(R))}{3R(1 + f'(R)^2)^2}\right]. \end{aligned}$$

Noting that $\cos \theta / \sqrt{\mathcal{S}\mathcal{S}_{\partial D}} = [g; -f'/(1+f'^2)]$ we find for the boundary contribution to the anomaly

$$\int_{\partial\Sigma} \mathbf{T}^\sigma = \frac{\pi f'(R)(f'(R)^3 + f'(R) - Rf'(R)^2 f''(R) + Rf''(R))}{(1+f'(R)^2)^3}.$$

This exactly cancels the result for $\int_\Sigma \mathbf{Q}^\sigma$ found above. Hence, we find that the anomaly $\mathcal{A} = 0$ in agreement with our exact computation of the regulated volume.

7. SINGULAR YAMABE SURFACE ANOMALY

We now consider the case where the singular metric g^o obeys the singular Yamabe condition (2.9). In fact, via the uniqueness results of [ACF92, GW15], this implies that the anomaly is completely determined by the conformal embedding of $\tilde{\Sigma} \hookrightarrow M$. Remembering that the singular Yamabe condition can be reformulated as a unit condition for the \mathcal{S} -curvature as in Equation (2.10). Thus, the result of Theorem 2.8 for the surface anomaly simplifies to

$$\mathcal{A} = \frac{1}{2} \int_\Sigma L^2 \log \tau + \frac{1}{2} \int_{\partial\Sigma} \mathbf{T}^\sigma,$$

where

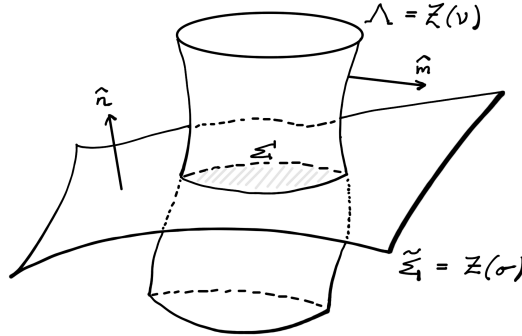
$$(7.1) \quad \mathbf{T}^\sigma = \left(\frac{\cos \theta}{\sqrt{\mathcal{S}_{\partial D}}} L \log \tau + \hat{n}_{\partial\Sigma|\partial D}^a \nabla_a^{\partial D} \left(\frac{\hat{n}_{\partial D} \cdot \mathbf{n}^\tau}{\mathcal{S}_{\partial D}} \right) \right).$$

The integrand of the bulk \int_Σ term is the extrinsic Q -curvature of [GW15], and has been computed in [GW16b]. This yields for the bulk contribution $\frac{1}{2} \int_\Sigma (\bar{J} - \frac{1}{2} \hat{\mathbf{H}}_{ab}^\Sigma \hat{\mathbf{H}}_{\Sigma}^{ab})$, where $\bar{J} = Sc^{\bar{g}}/2$. Hence,

$$\mathbf{Q}_{\tau=[g;1]}^\sigma = \bar{J} - \frac{1}{2} \hat{\mathbf{H}}_{ab}^\Sigma \hat{\mathbf{H}}_{\Sigma}^{ab}.$$

Thus it only remains to compute the weight $w = -1$ density \mathbf{T}^σ above to complete the proof of Theorem 2.9.

Before proving Theorem 2.9, however, we need to gather together some data from the geometry of intersecting surfaces. Let us consider a pair of smooth surfaces $\tilde{\Sigma}$ and Λ embedded in a Riemannian three-manifold (M, g) as depicted below:



Here we have depicted a solid cylinder topology of the type assumed by Theorem 2.2 to hold in a neighborhood of Σ . In the context of Theorem 2.9, the surface Λ plays the role of ∂D in that neighborhood. Also let us assume that their intersection $\tilde{\Sigma} \cap \Lambda$ is the

boundary of some region $\Sigma \subset \tilde{\Sigma}$. In what follows, we assume that these surfaces intersect at a non-zero angle.

Moreover it will be useful to suppose $\tilde{\Sigma} = \mathcal{Z}(\sigma)$ and $\Lambda = \mathcal{Z}(\nu)$ where σ and ν are respective defining functions. Also, the following covectors

$$(7.2) \quad \hat{n} := \frac{\nabla\sigma}{|\nabla\sigma|}, \quad \hat{m} := \frac{\nabla\nu}{|\nabla\nu|},$$

are preinvariants (in the sense of [GW15]) for the respective unit conormals. (I.e., $\hat{n}|_{\tilde{\Sigma}}$ and $\hat{m}|_{\Lambda}$ are conormals to $\tilde{\Sigma}$ and Λ , respectively, and this holds for *any* choice of defining function σ or λ for each of the two surfaces). We will use the notation $n = \nabla\sigma$ and $m = \nabla\nu$ and as usual adorn various quantities with a $\tilde{\Sigma}$ or Λ to indicate which hypersurface they correspond to. In addition, since we are interested in the singular Yamabe setting, we assume that $[g; \sigma]$ is a conformal unit defining density so that

$$|n|^2 = 1 - 2\rho\sigma + \mathcal{O}(\sigma^3),$$

where $\rho := -\frac{1}{3}(\Delta\sigma + J\sigma)$ and $-\rho|_{\Sigma} = H_{\Sigma}$ where H_{\bullet} denotes mean curvature, and $J = \frac{1}{4}Sc^g$. Without loss of generality (again see [GW15]), we may take ν to be a *unit defining function* meaning that $|\nabla\nu| = 1$.

The Euler characteristic χ_{Σ} of the surface Σ is given, according to the Chern–Gauß–Bonnet theorem, by

$$(7.3) \quad 2\pi\chi_{\Sigma} = \int_{\Sigma} J_{\Sigma} + \int_{\partial\Sigma} \kappa,$$

where κ is the geodesic curvature of $\partial\Sigma$, or in other words, the mean curvature of the curve $\partial\Sigma$ viewed as an embedding in $\tilde{\Sigma}$ (with metric induced by g). Thus

$$(7.4) \quad \kappa = \nabla_{\Sigma}^a \hat{p}_a|_{\partial\Sigma},$$

where

$$\hat{p} = \frac{\hat{m} - \cos\theta \hat{n}}{\sin\theta}$$

is the unit normal to $\partial\Sigma \hookrightarrow \tilde{\Sigma}$ and the conformal hypersurface invariant θ of $\partial\Sigma$ is defined by the preinvariant

$$\hat{n} \cdot \hat{m} := \cos\theta.$$

It will also be useful to introduce the unit normal of $\partial\Sigma \hookrightarrow \Lambda$, this is given by

$$\hat{q} = \frac{\hat{n} - \cos\theta \hat{m}}{\sin\theta}.$$

The preinvariants of Equation (7.2) will be used to define \hat{n} , \hat{m} , \hat{q} , \hat{p} and θ in the bulk, and we will often use this notation without comment below.

We first need the following technical results:

Lemma 7.1. *Let $\cos\theta = (\nabla\sigma) \cdot (\nabla\nu) / (|\nabla\sigma||\nabla\nu|)$. Then*

$$\nabla_{\hat{m}} \cos\theta \stackrel{\tilde{\Sigma}}{\equiv} \mathring{\Pi}_{\hat{m}\hat{m}}^{\Sigma} + \sin^2\theta H_{\Sigma}, \quad \nabla_{\hat{n}} \cos\theta \stackrel{\Lambda}{\equiv} \mathring{\Pi}_{\hat{n}\hat{n}}^{\Lambda} + \sin^2\theta H_{\Lambda}.$$

Proof. For the first identity, we compute

$$\begin{aligned} \nabla_{\hat{m}}(\hat{n} \cdot \hat{m}) &\stackrel{\tilde{\Sigma}}{\equiv} \hat{m}^a (\mathring{\Pi}_{ab}^{\Sigma} + \hat{n}_a \nabla_{\hat{n}} \hat{n}_b) \hat{m}^b + \hat{m}^a \hat{n}^b (\mathring{\Pi}_{ab}^{\Lambda} + \hat{m}_a \nabla_{\hat{m}} \hat{m}_b) \\ &\stackrel{\tilde{\Sigma}}{\equiv} \mathring{\Pi}_{\hat{m}\hat{m}}^{\Sigma} + \hat{m}^a \hat{m}^b H_{\Sigma} (g_{ab} - \hat{n}_a \hat{n}_b). \end{aligned}$$

This yields the first result quoted and the second follows by symmetry. \square

Two further identities are obvious corollaries of this lemma:

$$(7.5) \quad \begin{aligned} \nabla_{\hat{p}} \cos \theta &\stackrel{\partial\Sigma}{=} \sin \theta \left(\mathring{H}_{\hat{p}\hat{p}}^\Sigma + H_\Sigma - \cos \theta \left(\mathring{H}_{\hat{q}\hat{q}}^\Lambda + H_\Lambda \right) \right), \\ \nabla_{\hat{q}} \cos \theta &\stackrel{\partial\Sigma}{=} \sin \theta \left(\mathring{H}_{\hat{q}\hat{q}}^\Lambda + H_\Lambda - \cos \theta \left(\mathring{H}_{\hat{p}\hat{p}}^\Sigma + H_\Sigma \right) \right). \end{aligned}$$

The second of the above identities can also be obtained as a consequence of the following more general result.

Lemma 7.2.

$$\nabla_{\hat{q}} \hat{m}_a \stackrel{\Lambda}{=} \mathring{H}_{a\hat{q}}^\Lambda + H_\Lambda \hat{q}, \quad \nabla_{\hat{q}} \hat{n}_a \stackrel{\tilde{\Sigma}}{=} -\cos \theta \left(\mathring{H}_{a\hat{p}}^\Sigma + H_\Sigma \hat{p}_a \right).$$

Proof. The first identity is straightforward since $\nabla_{\hat{q}} = \frac{1}{\sin \theta} \hat{n}^a (\nabla_a - \hat{m}_a \nabla_{\hat{m}})$ implies that

$$\nabla_{\hat{q}} \hat{m}_a \stackrel{\Lambda}{=} \frac{\mathring{H}_{a\hat{n}}^\Lambda + H_\Lambda (\hat{n}_a - \cos \theta \hat{m}_a)}{\sin \theta}.$$

For the second some computation is needed:

$$\begin{aligned} \nabla_{\hat{q}} \hat{n}_a &\stackrel{\tilde{\Sigma}}{=} \frac{\hat{q}^b (\mathring{H}_{ab}^\Sigma + \hat{n}_b \nabla_{\hat{n}} \hat{n}_a)}{\sin \theta} \stackrel{\tilde{\Sigma}}{=} -\cot \theta \hat{m}^b \left(\mathring{H}_{ab}^\Sigma + H_\Sigma (g_{ab} - \hat{n}_a \hat{n}_b) \right) \\ &\stackrel{\tilde{\Sigma}}{=} -\cot \theta \left(\mathring{H}_{a\hat{m}}^\Sigma + H_\Sigma (\hat{m}_a - \cos \theta \hat{n}_a) \right). \end{aligned}$$

The quoted result now follows easily from the last expression above. \square

Now we can give a useful formula for the geodesic curvature:

Proposition 7.3. *The geodesic curvature of $\partial\Sigma \hookrightarrow \tilde{\Sigma}$ is given by*

$$\kappa_{\partial\Sigma} \stackrel{\partial\Sigma}{=} \frac{H_\Lambda - \mathring{H}_{\hat{q}\hat{q}}^\Lambda - \cos \theta (H_\Sigma - \mathring{H}_{\hat{p}\hat{p}}^\Sigma)}{\sin \theta}.$$

Proof. We begin by massaging Expression (7.4):

$$\begin{aligned} \kappa_{\partial\Sigma} &\stackrel{\partial\Sigma}{=} (\nabla^a - \hat{n}^a \nabla_{\hat{n}}) \left(\frac{\hat{m}_a - \cos \theta \hat{n}_a}{\sin \theta} \right) \\ &\stackrel{\partial\Sigma}{=} \frac{2H_\Lambda - \mathring{H}_{\hat{n}\hat{n}}^\Lambda - 2\cos \theta H_\Sigma}{\sin \theta} - \nabla_{\hat{p}} \log \sin \theta \\ &\stackrel{\partial\Sigma}{=} \frac{2H_\Lambda - 2\cos \theta H_\Sigma}{\sin \theta} - \sin \theta \left(\mathring{H}_{\hat{q}\hat{q}}^\Lambda + H_\Lambda \right) - \nabla_{\hat{p}} \log \sin \theta. \end{aligned}$$

Using the second of the two identities in Equation (7.5) we have

$$\nabla_{\hat{p}} \log \sin \theta \stackrel{\partial\Sigma}{=} -\cot \theta \left(\mathring{H}_{\hat{p}\hat{p}}^\Sigma + H_\Sigma - \cos \theta \left(\mathring{H}_{\hat{q}\hat{q}}^\Lambda + H_\Lambda \right) \right).$$

Combining the above ingredients gives the result. \square

We now proceed to our computation of the boundary contribution to the anomaly, and begin with a pair of technical lemmas:

Lemma 7.4. *The \mathcal{S} -curvature of the pullback of σ and g to Λ evaluated along $\partial\Sigma$ is given by*

$$\mathcal{S}_\Lambda \stackrel{\partial\Sigma}{=} \sin^2 \theta.$$

Proof. For later use, we compute the \mathcal{S} -curvature of Λ to accuracy $\mathcal{O}(\sigma^2)$ along Λ :

$$\begin{aligned} \mathcal{S}_\Lambda &= |\nabla\sigma - \hat{m}\nabla_{\hat{m}}\sigma|^2 - \sigma((\nabla^a - \hat{m}^a\nabla_{\hat{m}})(\nabla_a - \hat{m}_a\nabla_{\hat{m}})\sigma + J_\Lambda\sigma) \\ (7.6) \quad &= |n|^2(1 - (\hat{n}.\hat{m})^2) - \sigma(\Delta\sigma - \hat{m}^a\nabla_{\hat{m}}n_a - \hat{m}.n(\nabla_a\hat{m}^a)) + \mathcal{O}(\sigma^2). \end{aligned}$$

Since $\sigma = 0$ and $|n| = 1$ along $\partial\Sigma$, and $\hat{n}.\hat{m} = \cos\theta$, the quoted result now follows. \square

Lemma 7.5.

$$\nabla_{\hat{q}}\mathcal{S}_\Lambda \stackrel{\partial\Sigma}{=} \sin\theta((1 + \cos^2\theta)\mathring{H}_{\hat{p}\hat{p}}^\Sigma - 2\cos\theta\mathring{H}_{\hat{q}\hat{q}}^\Lambda).$$

Proof. Our starting point is Equation (7.6). From there and using

$$\nabla_{\hat{q}}\sigma \stackrel{\partial\Sigma}{=} \frac{1 - (\hat{n}.\hat{m})^2}{\sin\theta} = \sin\theta,$$

we have

$$\begin{aligned} \nabla_{\hat{q}}\mathcal{S}_\Lambda &\stackrel{\partial\Sigma}{=} 2\sin^3\theta H_\Sigma - 2\cos\theta\nabla_{\hat{q}}\cos\theta \\ &\quad - \sin\theta(3H_\Sigma - \hat{m}^a\hat{m}^b(\mathring{H}_{ab}^\Sigma + g_{ab}H_\Sigma) - 2\cos\theta H_\Lambda). \end{aligned}$$

Employing Equation (7.5), the result follows easily. \square

We now have enough ingredients to compute the boundary integrand \mathbf{T}^σ of Equation (7.1).

Proposition 7.6. *The weight $w = -1$ density \mathbf{T}^σ is given by*

$$\mathbf{T}_{\tau=[g;1]}^\sigma = \kappa_{\partial\Sigma} + \frac{2(\mathring{H}_{\hat{q}\hat{q}}^\Lambda - \cos\theta\mathring{H}_{\hat{p}\hat{p}}^\Sigma)}{\sin^3\theta} - \cot\theta\mathring{H}_{\hat{p}\hat{p}}^\Sigma.$$

Proof. Let us denote T^σ according to $\mathbf{T}^\sigma =: [g; T^\sigma]$. Then since $[g; \sigma]$ is a conformal unit defining density it follows from Equation (2.5) that $L \log \tau \stackrel{\Sigma}{=} [g; -H_\Sigma]$ for $\tau = [g; 1]$. Thus we have

$$\begin{aligned} T^\sigma &\stackrel{\partial\Sigma}{=} -\cot\theta H_\Sigma + \nabla_{\hat{q}}(\hat{m}.n/\mathcal{S}_\Lambda) \\ &\stackrel{\partial\Sigma}{=} \frac{\mathring{H}_{\hat{q}\hat{q}}^\Lambda + H_\Lambda - \cos\theta(\mathring{H}_{\hat{p}\hat{p}}^\Sigma + H_\Sigma)}{\sin\theta} - \frac{\cos\theta((1 + \cos^2\theta)\mathring{H}_{\hat{p}\hat{p}}^\Sigma - 2\cos\theta\mathring{H}_{\hat{q}\hat{q}}^\Lambda)}{\sin^3\theta} \end{aligned}$$

Comparing the above display to the result for the geodesic curvature in Proposition 7.3 it follows that

$$T^\sigma \stackrel{\partial\Sigma}{=} \kappa + \frac{2\mathring{H}_{\hat{q}\hat{q}}^\Lambda - \cos\theta(2 + \sin^2\theta)\mathring{H}_{\hat{p}\hat{p}}^\Sigma}{\sin^3\theta}.$$

Expressing the above display in terms of densities gives the quoted result. \square

Proof of Theorem 2.9. Theorem 2.9. is proved by combining the above Proposition with Equation (7.1) and the Chern–Gauß–Bonnet Formula (7.3). \square

Remark 7.7. The divergences given by Theorem 2.7 (specialized to $d = 3$) are simple to compute in the regulator $\tau = [g; 1]$ by using Equation (2.4) for the Laplace–Robin operator and Lemma 7.4 to handle the \mathcal{S} -curvature of ∂D . The result is

$$(7.7) \quad \text{Vol}_\varepsilon = \frac{A_\Sigma}{2\varepsilon^2} + \frac{1}{\varepsilon} \left(\int_\Sigma H_\Sigma - \int_{\partial\Sigma} \cot\theta \right) + \dots.$$

Here A_Σ is the area of the hypersurface Σ measured by the metric choice g . \ast

7.1. Example. We simplify the example of Section 6.1 by specializing the surface of revolution to a paraboloid with defining function

$$\sigma = x - \frac{1}{2}r^2.$$

This amounts to the choice $f(r) = \frac{1}{2}r^2$ in the previous example, and gives a geometry simple enough that we can easily solve its singular Yamabe problem. We keep the regions D_+ and D the same as the earlier example.

Since the anomaly only depends on the conformal embedding, we can compute it directly from Theorem 2.9. We have listed the relevant geometric data below

$$\chi_{\partial\Sigma} = 1, \quad \sqrt{\det g_\Sigma} = r\sqrt{1+r^2}, \quad \cos\theta = -\frac{R}{\sqrt{1+R^2}}, \quad \sin\theta = \frac{1}{\sqrt{1+R^2}},$$

$$\mathring{\mathbf{H}}_{ab}^\Sigma \mathring{\mathbf{H}}_\Sigma^{ab} = [g; \frac{1}{2}r^4/(1+r^2)^3] \Rightarrow \int_\Sigma \mathring{\mathbf{H}}_{ab}^\Sigma \mathring{\mathbf{H}}_\Sigma^{ab} = -\frac{\pi}{3} \left(8 - \frac{3R^4 + 12R^2 + 8}{\sqrt{(1+R^2)^3}} \right),$$

$$\mathring{\mathbf{H}}_{\hat{p}\hat{p}}^\Sigma = \frac{1}{2} \frac{R^2}{\sqrt{(1+R^2)^3}}, \quad \mathring{\mathbf{H}}_{\hat{q}\hat{q}}^\Lambda = -\frac{1}{2R}.$$

Applying Theorem 2.9 we then find the anomaly

$$(7.8) \quad \mathcal{A} = \frac{5\pi}{3} \left(1 - \frac{1 + \frac{12}{5}R^2 + \frac{21}{20}R^4}{\sqrt{(1+R^2)^3}} \right).$$

To compute the divergences we need the area and mean curvature of Σ in the metric g and its integral over Σ . These are easy to compute and are given by

$$H_\Sigma = -\frac{1}{2} \frac{r^2 + 2}{\sqrt{(1+r^2)}} \quad \text{and} \quad \int_\Sigma H_\Sigma = -\frac{\pi}{2} (R^2 + \log(1+R^2)).$$

Also the area of Σ in the metric g is given by

$$A_\Sigma = \frac{2\pi}{3} (\sqrt{(1+R^2)^3} - 1).$$

Using the above data, Equation (7.7) gives the divergences in the regulated volume:

$$(7.9) \quad \text{Vol}_\varepsilon = \frac{\pi (\sqrt{(1+R^2)^3} - 1)}{\varepsilon^2} + \frac{\pi (3R^2 - \log(1+R^2))}{2\varepsilon} + \dots.$$

The regulated volume integral in this example is again simple enough that we can compute its divergences and anomaly explicitly. We begin by solving the singular Yamabe condition (2.9). For that we employ the recursion of [GW15] (see the Appendix of [GW16b, GGHW15] for worked examples) and find that the density $\bar{\sigma} = [g; \bar{\sigma}]$ with

$$(7.10) \quad \bar{\sigma} = \hat{\sigma} \left(1 - \frac{\hat{\sigma}}{4} \frac{3r^2 + 2}{\sqrt{(1+r^2)^3}} + \frac{\hat{\sigma}^2}{6} \frac{r^2(5r^2 + 6)}{(1+r^2)^3} \right), \quad \text{where } \hat{\sigma} := \frac{\sigma}{|\nabla\sigma|} = \frac{x - \frac{1}{2}r^2}{\sqrt{1+r^2}},$$

obeys the singular Yamabe condition

$$\mathcal{S}_{\bar{\sigma}} = 1 + \bar{\sigma}^3 \mathbf{B} + \mathcal{O}(\bar{\sigma}^4),$$

with

$$\mathbf{B} = \left[g; \frac{1}{12} \frac{r^6 + 6r^4 + 24r^2 - 16}{\sqrt{(1+r^2)^3}} \right].$$

Note that this gives an explicit formula for the obstruction density studied in [GW15, Gra16, GW16a, GW16b]. Let us take D_+ again to be the cylindrical coordinate region of the previous example so that $\hat{\mathbf{n}}_{\partial D} = [g; dr]$.

In the regulator determined by the $\tau = [g; 1]$, the regulating hypersurface Σ_ε is the zero locus of $\bar{\sigma} - \varepsilon$. We can solve this as an equation for x by quadratures and find that

$$\bar{x} = \frac{1}{2}r^2 + \sqrt{1+r^2} \varepsilon + \frac{1}{4} \frac{3r^2+2}{1+r^2} \varepsilon^2 + \frac{1}{24} \frac{7r^4+12r^2+12}{\sqrt{(1+r^2)^5}} \varepsilon^3 =: \frac{1}{2}r^2 + \bar{\varepsilon}(r)$$

obeys $\bar{\sigma}(\bar{x}) = \varepsilon + \mathcal{O}(\varepsilon^4)$. So now, using Equation (7.10), we have

$$\text{Vol}_\varepsilon = 2\pi \int_0^R r dr \int_{\bar{x}(r)}^\infty \frac{dx}{\bar{\sigma}^3} = 2\pi \int_0^R r dr \sqrt{(1+r^2)^3} \int_{\bar{\varepsilon}(r)}^\infty \frac{dy}{[y(1+Ay+By^2)]^3},$$

where we made the variable substitution $y = x - \frac{1}{2}r^2$, and used that

$$\bar{\sigma} = \frac{y}{\sqrt{1+r^2}} (1+Ay+By^2) \quad \text{with} \quad A := -\frac{1}{4} \frac{3r^2+2}{(1+r^2)^2} \quad \text{and} \quad B := \frac{1}{6} \frac{r^2(5r^2+6)}{(1+r^2)^4}.$$

The y integration can be performed explicitly, and then expanded in a series about $y = 0$, the leading terms are quoted below

$$\int \frac{dy}{[y(1+Ay+By^2)]^3} = -\frac{1}{2y^2} + \frac{3A}{y} + 6\left(A^2 - \frac{B}{2}\right) \log y + \mathcal{O}(y^0).$$

Since we are only interested in the divergences and log behavior, we only care about the dependence of the y integral on its lower terminal. Thus by substituting $y = \bar{\varepsilon}(r)$ and expanding in powers of ε we have

$$\int_{\bar{\varepsilon}(r)}^\infty \frac{dy}{[y(1+Ay+By^2)]^3} = \frac{1}{2\varepsilon^2(1+r^2)} + \frac{3r^2+2}{2\varepsilon(1+r^2)^{5/2}} - \log \varepsilon \frac{7r^4+12r^2+12}{8(1+r^2)^4} + \mathcal{O}(\varepsilon^0).$$

The radial integrations are now easily performed and yield

$$\begin{aligned} \text{Vol}_\varepsilon &= \frac{\pi \left(\sqrt{(1+R^2)^3} - 1 \right)}{\varepsilon^2} + \frac{\pi (3R^2 - \log(1+R^2))}{2\varepsilon} \\ &\quad + \frac{5\pi}{3} \log \varepsilon \left(1 - \frac{1 + \frac{12}{5}R^2 + \frac{21}{20}R^4}{\sqrt{(1+R^2)^3}} \right) + \mathcal{O}(\varepsilon^0). \end{aligned}$$

This result matches exactly the divergences in Equation (7.9) that were generated by Theorem 2.7 (or equivalently Equation 7.7), and the anomaly in Equation (7.8) that was computed from the result of Theorem (2.9).

REFERENCES

- [And01] M. Anderson, *L^2 curvature and volume renormalization of the AHE metrics on 4-manifolds*, Math. Res. Lett. **8** (2001) 171–188, arXiv:math/0011051.
- [ACF92] L. Andersson, P. T. Chruściel and H. Friedrich, *On the regularity of solutions to the Yamabe equation and the existence of smooth hyperboloidal initial data for Einstein's field equations*, Comm. Math. Phys. **149**(3), 587–612 (1992), arXiv:0802.2250.
- [AM10] S. Alexakis and R. Mazzeo, *Renormalized area and properly embedded minimal surfaces in hyperbolic 3-manifolds*, Comm. Math. Phys. **297**(3), 621–651 (2010), arXiv:0802.2250.
- [BJ10] H. Baum and A. Juhl, *Conformal Differential Geometry: Q-Curvature and Conformal Holography*, Birkhäuser, 2010.
- [BC16] O. Ben-Ami and D. Carmi, *On Volumes of Subregions in Holography and Complexity*, arXiv:1609.02514.

- [B95] T. P. Branson, *Sharp inequalities, the functional determinant, and the complementary series*, Trans. Amer. Math. Soc. **347**, no. 10, 3671–3742. (1995).
- [BO91] T. P. Branson and B. Ørsted, *Explicit functional determinants in four dimensions*, Proc. Amer. Math. Soc. **113** (1991), 669–682.
- [BRSSZ15] A. R. Brown, D. A. Roberts, L. Susskind, B. Swingle, Y. Zhao *Holographic Complexity Equals Bulk Action?* Phys. Rev. Lett. **116** (2016), 191301, arXiv:1509.07876.
- [Cha97] S.Y.A. Chang and J. Qing, *The zeta functional determinants on manifolds with boundary. I. The formula*, J. Funct. Anal. **147** (1997), 327–362.
- [Cha08] S.Y.A. Chang, J.J. Qing and P. Yang, *On the renormalized volumes for conformally compact Einstein manifolds*, J. Math. Sci. (N. Y.) **149** (2008), 1755–1769, arXiv:math/0512376.
- [Che84] P. Cherrier, *Problèmes de Neumann non linéaires sur les variétés riemanniennes*, J. Funct. Anal. **57**(2), 154–206 (1984).
- [FG02] C. Fefferman and C. R. Graham, *Q-curvature and Poincaré metrics*, Math. Res. Lett. **9**, no. 2-3, 139–151 (2002), arXiv:math/0110271.
- [GGHW15] M. Glaros, A. R. Gover, M. Halbasch and A. Waldron, *Singular Yamabe Problem Willmore Energies*, arXiv:1508.01838.
- [Gov07] A. R. Gover, *Conformal Dirichlet-Neumann maps and Poincaré-Einstein manifolds*, SIGMA Symmetry Integrability Geom. Methods Appl. **3**, 100–121 (2007), arXiv:0710.2585.
- [Gov10] A. R. Gover, *Almost Einstein and Poincaré-Einstein manifolds in Riemannian signature*, J. Geom. Phys. **60**(2), 182–204 (2010), arXiv:0803.3510.
- [GP] A. R. Gover and L. Peterson, in progress.
- [GW13] A. R. Gover and A. Waldron, *Submanifold conformal invariants and a boundary Yamabe problem Conference on Geometrical Analysis-Extended Abstract, CRM Barcelona (2013)*, arXived as *Generalising the Willmore equation: submanifold conformal invariants from a boundary Yamabe problem*, arXiv:1407.6742.
- [GW14] A. R. Gover and A. Waldron, *Boundary calculus for conformally compact manifolds*, Indiana Univ. Math. J. **63**(1), 119–163 (2014), arXiv:1104.2991.
- [GW15] A. R. Gover and A. Waldron, *Conformal hypersurface geometry via a boundary Loewner-Nirenberg-Yamabe problem*, (2015), arXiv:1506.02723.
- [GW16a] A. R. Gover and A. Waldron, *Renormalized Volume*, (2016), arXiv:1603.07367.
- [GW16b] A. R. Gover and A. Waldron, *A calculus for conformal hypersurfaces and new higher Willmore energy functionals*, (2016), arXiv:1611.04055.
- [Gra00] C. R. Graham, *Volume and area renormalizations for conformally compact Einstein metrics*, Proceedings of the 19th Winter School“Geometry and Physics” (Srní, 1999). Rend. Circ. Mat. Palermo (2) Suppl. No. **63**, 31–42 (2000), arXiv:math/9909042.
- [Gra16] C. R. Graham, *Volume renormalization for singular Yamabe metrics*, arXiv:1606.00069.
- [GW99] C. R. Graham and E. Witten, *Conformal anomaly of submanifold observables in AdS/CFT correspondence*, Nuclear Phys. B **546**(1-2), 52–64 (1999), arXiv:hep-th/9901021.
- [GKP98] S. S. Gubser, I. R. Klebanov, A. M. Polyakov, *Gauge theory correlators from non-critical string theory*, Phys. Lett. B **428** (1998), 105–114, arXiv:hep-th/9802109.
- [HS98] M. Henningson and K. Skenderis, *The Holographic Weyl anomaly*, JHEP **9807**, 023 (1998), arXiv:hep-th/hep-th9806087.
- [Mal98] J. Maldacena, *The large N limit of superconformal field theories and supergravity*, Adv. Theor. Math. Phys. **2**, 231–252, (1998), arXiv:hep-th/9711200.
- [Ndi08] C. B. Ndiaye, *Conformal metrics with constant Q-curvature for manifolds with boundary*, Comm. Anal. Geom. **16** (2008), 1049–1124.
- [Ndi09] C. B. Ndiaye, *Constant T-curvature conformal metrics on 4-manifolds with boundary*, Pacific J. Math. **240** (2009), 151–184, arXiv:0708.0732.
- [Ndi11] C. B. Ndiaye, *Q-curvature flow on 4-manifolds with boundary* Math. Z. **269** (2011), 83–114, arXiv:0708.2029.
- [She07] N. Seshadri, *Volume renormalization for complete Einstein-Kähler metrics* Differential Geom. Appl. **25** (2007), 356–379, arXiv:math/0404455
- [Sta05] R. Stafford, *Tractor Calculus and Invariants for Conformal Sub-Manifolds*, Master’s thesis, University of Auckland, New Zealand, 2005.
- [Vya13] Y. Vyatkin, *Manufacturing conformal invariants of hypersurfaces*, PhD thesis, University of Auckland, 2013.

[Wit98] E. Witten, *Anti de Sitter space and holography*, Adv. Theor. Math. Phys. **2** (1998), 253–291, arXiv:hep-th/9802150.

[‡]DEPARTMENT OF MATHEMATICS, THE UNIVERSITY OF AUCKLAND, PRIVATE BAG 92019, AUCKLAND 1142, NEW ZEALAND, AND, MATHEMATICAL SCIENCES INSTITUTE, AUSTRALIAN NATIONAL UNIVERSITY, ACT 0200, AUSTRALIA

E-mail address: `gover@math.auckland.ac.nz`

[‡]DEPARTMENT OF MATHEMATICS AND CENTER FOR QUANTUM MATHEMATICS AND PHYSICS, UNIVERSITY OF CALIFORNIA, DAVIS, CA95616, USA

E-mail address: `wally@math.ucdavis.edu`