

Gaia and Variable Stars

A. Udalski¹, I. Soszyński¹, D.M. Skowron¹, J. Skowron¹,
P. Pietrukowicz¹, P. Mróz¹, R. Poleski^{1,2},
M.K. Szymański¹, S. Kozłowski¹, Ł. Wyrzykowski¹,
K. Ulaczyk^{1,3} and M. Pawlak¹

¹Warsaw University Observatory, Al. Ujazdowskie 4, 00-478 Warszawa, Poland
e-mail: (udalski,soszynsk)@astrouw.edu.pl

²Department of Astronomy, Ohio State University, 140 W. 18th Ave., Columbus, OH
43210, USA

³Department of Physics, University of Warwick, Gibbet Hill Road, Coventry, CV4
7AL, UK

ABSTRACT

We present a comparison of the Gaia DR1 samples of pulsating variable stars – Cepheids and RR Lyrae type – with the OGLE Collection of Variable Stars aiming at the characterization of the Gaia mission performance in the stellar variability domain.

Out of 575 Cepheids and 2322 RR Lyrae candidates from the Gaia DR1 samples located in the OGLE footprint in the sky, 559 Cepheids and 2302 RR Lyrae stars are genuine pulsators of these types. The number of misclassified stars is low indicating reliable performance of the Gaia data pipeline.

The completeness of the Gaia DR1 samples of Cepheids and RR Lyrae stars is at the level of 60–75% as compared to the OGLE Collection dataset. This level of completeness is moderate and may limit the applicability of the Gaia data in many projects.

Key words: *Stars: variables: Cepheids – variables: RR Lyrae – Magellanic Clouds*

1. Introduction

Gaia is the prime astrophysical space mission of the European Space Agency. Its main scientific objective is to provide precise 3-D maps of the Galaxy. To achieve this goal, the satellite is continuously scanning the entire sky for a period of at least five years with its astrometric, photometric and spectroscopic instruments.

Precise astrometry, *i.e.*, stellar parallaxes and stellar proper motions, of about billion Milky Way stars, is the most awaited science outcome of the Gaia mission. However, the mission was also designed to provide precise wide band photometry of stars down to about 20th magnitude and low resolution spectral information as well as high accuracy radial velocities for brighter objects. Details of the mission can be found in Gaia Collaboration *et al.* (2016a).

Although the Gaia mission has mostly been focused on astrometry, because this is the main field of astrophysics still lacking the state-of-the-art modern observations, the expectation for the Gaia photometric and spectroscopic part of the program have also been high. For example, Eyer *et al.* (2012) predicted the detection and characterization of millions of new variable stars in the course of the mission.

After the successful launch in December 2013, the Gaia mission entered its commissioning phase. One of the elements of this test phase was a special sky scanning mode (Ecliptic Pole Scanning Law, EPSL) lasting for about one month (28 days) and enabling frequent monitoring of the sky regions around the North and South Ecliptic Poles.

The South Ecliptic Pole is located on the outskirts of the Large Magellanic Cloud. This is the region of the sky has regularly been monitored since 2010 by the Optical Gravitational Lensing Experiment (OGLE) – a long-term sky-variability survey (Udalski, Szymański and Szymański, 2015). Being aware of the Gaia plans for the commissioning phase tests, the OGLE team prepared a set of ground based benchmarks for testing the Gaia satellite performance in practice (Soszyński *et al.* 2012). Four OGLE fields around the Gaia South Eclipsing Pole (GSEP) were extensively investigated and photometric maps, variable stars, galaxies, high proper motion stars and generally proper motions for Galactic foreground stars in these fields were presented.

On September 14, 2016 the Gaia team has released the first observational data set from the mission – DR1 (Gaia Collaboration *et al.* 2016b). The Gaia DR1 primarily contains astrometry for brighter stars (based on Hipparcos satellite measurements obtained in 1990s and Gaia present ones) as well as positions and magnitudes of Gaia detected objects. Additionally, the results of an analysis on the pulsating variable stars based mainly on the commissioning phase EPSL data from the South Ecliptic Pole were also released as a part of the Gaia DR1 (Gaia Collaboration *et al.* 2016c).

Gaia DR1 enables a direct comparison of the mission performance and efficiency to the ground based OGLE data. It is not yet possible to test astrometric results at this stage because the stars measured by OGLE in GSEP are much fainter than the stars with full astrometry released in DR1. However, the release of stellar variability results makes it possible to carefully analyze the mission performance and draw more reliable conclusions on the Gaia’s final outcome in this field.

Here we present a comparison of the Gaia variable stars from DR1 with the most complete existing ground based dataset of variable stars – the OGLE Collection of Variable Stars (Soszyński *et al.* 2014, 2015ab, 2016). The latter dataset has over 90% completeness, thus can be used as an almost perfect reference point of the analysis. Long-term OGLE light curves and a high photometric precision allow reaching high classification purity with practically no false positives which happen in poorly sampled data.

One has to remember, however, that the Gaia commissioning EPSL data are much better suited for a variability search than the data collected during the regular Gaia observations (Nominal Scanning Law, NSL) due to much higher observing cadence. Thus, the results presented here will rather be the upper limits of what can be expected from the mission.

2. Gaia and OGLE Observational Data

The Gaia data on variable stars contain observations mostly from the commissioning EPSL phase supplemented with several epochs collected during the first months of regular operation. They were included in the Gaia DR1 (Gaia Collaboration *et al.* 2016b) and can be downloaded from <http://archives.esac.esa.int/gaia/>. The dataset includes photometry in the Gaia photometric G-band, position in the sky, periods, pulsation characteristics and classification from the data pipeline. The detailed description of the data pipeline can be found in Gaia Collaboration *et al.* (2016c). Released data contain two basic types of pulsating variable stars – Cepheids and RR Lyrae stars. The former set includes anomalous, Type-II and classical Cepheids. The final result of the analysis consists of 599 and 2595 candidates for Cepheids and RR Lyrae stars, respectively, detected in this Gaia dataset. 43 Cepheids and 343 RR Lyrae stars are claimed to be new discoveries.

The OGLE Collection of Variable Stars (OCVS) is based on the data collected during the fourth phase of the OGLE survey, OGLE-IV (Udalski *et al.* 2015) and supplemented by earlier discoveries from the previous phases of the OGLE project: OGLE-III Catalog of Variable Stars (Soszyński *et al.* 2013 and references therein), OGLE-II, and OGLE-I catalogs. For the selected fields precise OGLE photometry spans almost 25 years. In total, the OCVS now contains almost one million classified variable stars.

The OCVS sections on pulsating stars in the Magellanic System (the Magellanic Clouds and Magellanic Bridge) have already been released in a series of three papers on anomalous Cepheids (Soszyński *et al.* 2015a), classical Cepheids (Soszyński *et al.* 2015b), and RR Lyrae stars (Soszyński *et al.* 2016). The OCVS section on Population II Cepheids (T2CEPs) has not been published yet, however it is in an advanced stage of preparation and will be released in 2017.

The OGLE-IV 32-CCD mosaic camera contains technical gaps between detectors (Udalski *et al.* 2015). This dead area can still be filled by observations thanks to natural dithering caused by imperfections of the telescope pointing and small artificial dithering introduced during selected observing seasons. However, only a small part of dead area is filled on the standard OGLE-IV reference images, on which the current OCVS photometry is based. Thus, about 7% of the each field covered by the OGLE-IV pointing falls into this “dead zone”, lowering the completeness.

This is not a problem in the regions that were observed during the previous phases of the OGLE survey. Older detections nicely fill the OGLE-IV gaps. These

are, for example, central parts of the Large and Small Magellanic Clouds where the completeness of Cepheid detection is close to 100% and in the case of fainter RR Lyrae stars well over 90%.

As the existing “dead zones” limit the OGLE completeness and interesting objects can be missed in spite of having observing data, a special set of new deep reference images has been constructed for reaching much deeper magnitudes and masking practically all “dead zones”. They are composed of 50–100 individual good resolution individual images and reach almost three magnitudes fainter stars in uncrowded fields.

Additional photometric reductions with the new deep reference image sets of the Magellanic System fields were carried out to extract variable objects located on the “dead zones” in the fields. Final results of this search will be the base of the OCVS update and extension which is planned for 2017.

3. Gaia Variable Stars Classification

Regularly pulsating variable stars such as Cepheids or RR Lyrae are relatively easy to detect, especially those pulsating in the fundamental mode (RRab for RR Lyrae, F for Cepheids). Their light curves have characteristic shape and relatively large amplitudes in the optical bands. The situation is much different in infra-red bands – the light curves of these pulsating stars become more sinusoidal and of lower amplitude and can be easily misclassified. On the other hand, stars pulsating in overtone modes (RRc, 1O or 2O Cepheids) also often have quasi-sinusoidal light curves even in optical bands. Therefore they should be classified with even more caution.

To assess the Gaia dataset of Cepheids and RR Lyrae stars presented in Gaia DR1 (Gaia Collaboration *et al.* 2016c) we cross-identified the sample of 3194 variable stars presented on the final Gaia pipeline list (599 Cepheid and 2595 RR Lyrae candidates) with the OGLE detected objects using RA/DEC coordinates provided within Gaia DR1. First, we checked which of the Gaia candidates fall into the OGLE-IV field footprint in the sky. It turned out that OGLE should see 575 objects out of 599 Gaia Cepheid candidates (96%). Similar statistics for RR Lyrae stars are 2322 objects out of 2595 Gaia candidates (89.5%).

The field covered by Gaia is located in the northern part of the LMC and this region of the sky is covered by OGLE practically only during the OGLE-IV phase. Thus, as we already mentioned, the completeness of the currently released OCVS in this region suffers from “dead zones” between the mosaic camera CCDs. To minimize this bias in further analysis we also used unpublished data from planned extension of the OCVS covering these gaps and also unpublished yet OGLE detections of T2CEPs.

In the next step, we performed object by object cross-identification. We conservatively used the search radius of $2''$, as the coordinate shifts for a few stars

exceeded 1".

517 objects out of 575 Gaia Cepheid candidates lying in the OGLE-IV fields were found in the current release of the OCVS. This number includes three OGLE RR Lyrae stars which Gaia pipeline classified as Cepheid candidates. After careful checking of the OGLE unpublished data, the total number of positive Cepheid cross-identifications increased to 556. Only three stars out of 575 could not be assessed. Two are missing in all OGLE databases because they are located very close to bright overexposed stars and one has only nine observations – too few for a verification. Their Gaia light curves suggest, however, that all of them are indeed Cepheids. Thus, the total number of confirmed Cepheids detected by Gaia in the OGLE-IV footprint is 559. 16 Gaia Cepheid candidates have been misclassified. Table 1 lists these objects. Their Gaia and OGLE-IV light curves are shown in Appendix A.

Similar figures for Gaia RR Lyrae candidates are as follows: 2143 objects out of 2322 Gaia candidates located in the OGLE-IV footprint were found in the current release of the OCVS. After checking OGLE-IV unpublished data, the number of positive cross-identifications increased to 2283. Only 19 stars could not be verified in the OGLE databases. 13 of them had too small number of measurements ($N < 15$) to assess the light curve. The remaining six include two very bright Galactic RR Lyrae that are overexposed on OGLE images and the four remaining are located in the still present, very tiny “dead zones”. Gaia light curves indicate that all of these 19 objects are true RR Lyrae stars. Thus, the total number of the Gaia genuine RR Lyrae stars in the OGLE-IV footprint is 2302 out of 2322 candidates. The misclassified objects from the Gaia RR Lyrae star list are also listed in Table 1. Appendix B presents their Gaia and OGLE-IV light curves.

Our comparison indicates that the classification of the Gaia pulsating stars dataset is generally correct. This is not surprising – Cepheids and RR Lyrae stars in the optical band are easy to detect, as already mentioned. Additionally, the Gaia EPSL phase sampling was much more favorable for the detection of these short period variables than that used during the main mission.

It is more interesting to check the classification failures. These are, for example, quasi-sinusoidal light curves of ellipsoidal stars or eclipsing binaries which can be properly assessed only when having large number of observations what reveals subtle effects (*e.g.*, non-equal depth minima). Several objects show changing pattern of variability at long-term scales – likely due to spots – not pulsations. In a single case the candidate is a semi-regular variable – not revealing periodic variability noted by Gaia.

4. Completeness of the Gaia Variable Stars

The variable stars are one of the basic tools for studying the structure of the environment they live in. It is crucial, then, to know the completeness of their

Table 1

Misclassified variables from the Gaia lists located in the OGLE-IV footprint in the sky

Gaia ID	Period [days]	G [mag]	OGLE type
Cepheids			
4658925092406745984	2.69331	17.372	ELL/ECL
4658950381175117824	2.79569	15.151	ELL/ECL
4659497285129779584	12.3449	17.271	ELL/ECL
4659525872450052480	16.2036	16.877	ELL/ECL
4660248221506229248	7.73603	17.360	ELL/ECL
4661973149098711296	1.60573	18.841	ELL/ECL
4661995066309511296	18.4069	16.926	ELL/ECL
4662006679902148224	7.70166	16.806	ELL/ECL
4662348181341882368	11.4239	17.694	ELL/ECL
4663540498623553152	3.77478	17.719	ELL/ECL
4663548916758167168	3.00257	17.260	ELL/ECL
4662029666568214400	0.78565	17.080	SPOTTED
4662232732622395008	3.03502	17.323	SPOTTED
4663192228315671808	3.09877	16.008	SPOTTED
4663913885900050560	0.84573	17.522	SPOTTED
5283282976398012160	32.1046	15.479	SRV
RR Lyrae stars			
4659944859379434240	0.27130	19.317	ELL/ECL
4660214342840128000	0.25803	19.351	ELL/ECL
4660424757548266368	0.34667	18.534	ELL/ECL
4660477744584252672	0.26666	19.517	ELL/ECL
4660540897781466240	0.39683	19.868	ELL/ECL
4660684933800980224	0.36905	18.829	ELL/ECL
4660709844592511744	0.26240	19.364	ELL/ECL
4660958226847368832	0.37466	18.953	ELL/ECL
4660968607781569536	0.35880	19.091	ELL/ECL
4662575848968098048	0.41629	19.815	ELL/ECL
4662968477701040640	0.43160	19.056	ELL/ECL
4663383440258523520	0.28563	19.373	ELL/ECL
4663493391439108608	0.42364	19.266	ELL/ECL
4663698798239074688	0.34272	19.895	ELL/ECL
4664646882203956992	0.28848	19.152	ELL/ECL
5284186946756087936	0.24678	18.611	ELL/ECL
4675190889470416768	0.40385	18.994	ELL/ECL
4659691280246136704	0.36279	18.971	ELL/ECL
4675441200165453312	0.23730	19.205	ELL/ECL
4663719203629897856	0.72300	19.032	ELL/ECL

samples before undertaking any deeper analysis. The OGLE-IV very high completeness ($> 90\%$) samples of pulsating stars in the Magellanic System are ideal for verification of the Gaia dataset.

The part of the sky covered by Gaia EPSL phase observations has a specific

shape and crosses several OGLE-IV fields. It is not trivial to set precise boundaries of the Gaia scanning area in the OGLE fields. Thus, to perform the completeness test we decided to use only the fields which sit fully in the Gaia covered region: LMC519, LMC506 (except corner subfields '26' and '27'), LMC512, LMC534, and LMC541 (Fig. 1). There are a few more OGLE fields fully filled by the Gaia scanning area but they are in the outskirts of the LMC where the number of pulsating stars is small and the results of the comparison would be non-representative.

We extracted Cepheids and RR Lyrae stars located in each of these OGLE-IV fields from the OCVS. We supplemented them with the detections from the planned OCVS extension to minimize OGLE-IV camera gaps incompleteness. Finally, we extracted Cepheids/RR Lyrae stars located in the selected OGLE-IV fields from the list of the Gaia Cepheids/RR Lyrae positively cross-identified with the OGLE genuine pulsators.

Table 2

Completeness of the Gaia DR1 samples of Cepheids and RR Lyrae stars

OGLE-IV Field	Average number of Gaia epochs	Number of verified Gaia pulsators	Number in OCVS	Gaia completeness [%]
Cepheids				
LMC519	103	80	106	75.5
LMC506	75	97	127	76.4
LMC512	66	119	162	73.5
LMC534	58	19	31	61.3
LMC541	53	6	11	54.5
RR Lyrae stars				
LMC519	98	225	333	67.6
LMC506	73	164	218	75.2
LMC512	67	218	325	67.1
LMC534	58	136	217	62.7
LMC541	50	85	136	62.5

Table 2 presents the results of our study of completeness. As can be seen the completeness of the Gaia DR1 sample is moderate at the level of 60–75% for both – Cepheids and RR Lyrae stars. Additionally, in Table 2 we also list the average number of epochs collected by Gaia for both types of pulsators in each of the fields.

The completeness of detection for both types of pulsating stars is generally similar and does not seem to be very strongly dependent on the number of collected epochs. Generally, Cepheid variables are significantly brighter than RR Lyrae stars, thus differences in completeness of these two types of stars may provide information on the Gaia performance depending on the brightness of the object.

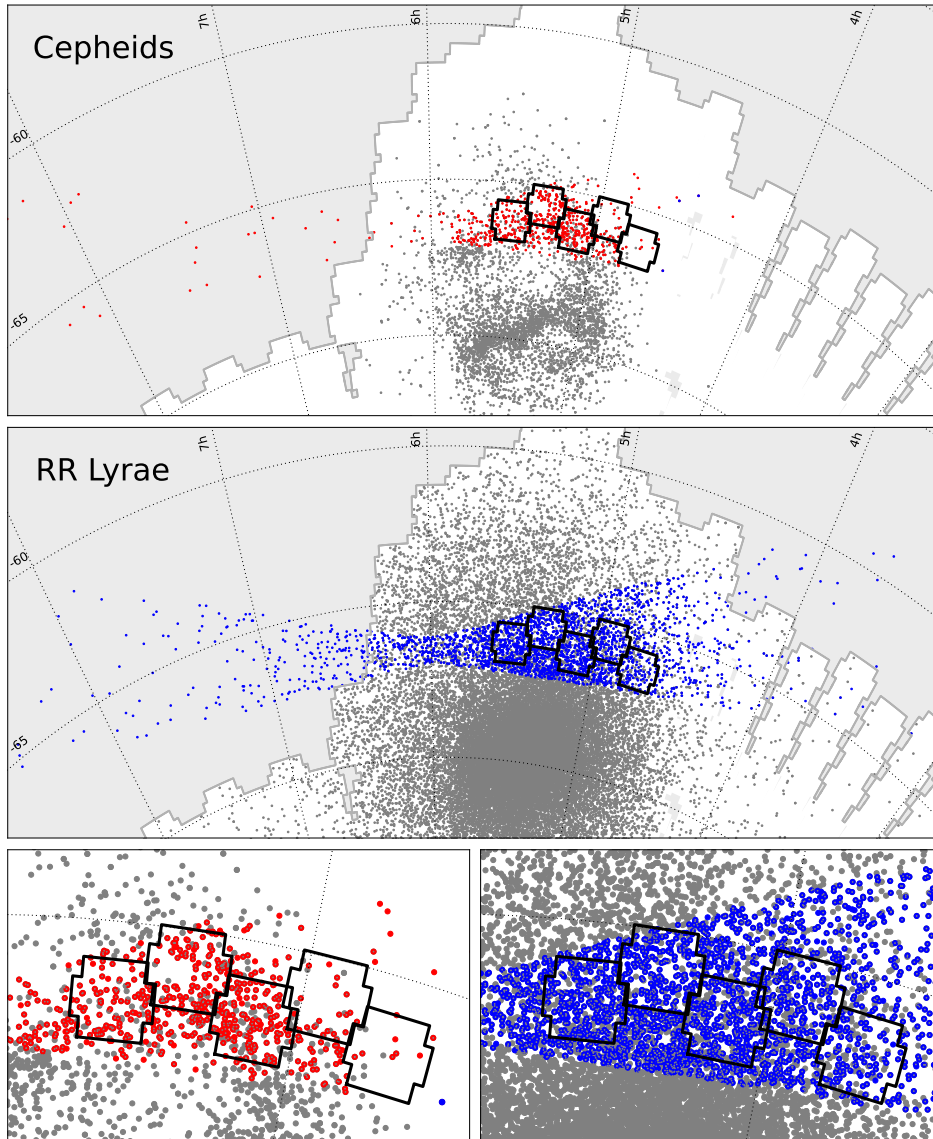


Fig. 1. *Upper panel*: sky coverage of the Gaia DR1 sample of Cepheids (red dots). Gray dots mark positions of the OGLE-IV Cepheids. *Middle panel*: sky coverage of the Gaia DR1 sample of RR Lyrae stars (blue dots). Gray dots mark positions of the OGLE-IV RR Lyrae stars. *Bottom panel*: close-up of the region where the completeness of the Gaia samples was analyzed. OGLE-IV fields outlined with thick lines are: LMC519, LMC506, LMC512, LMC534, and LMC541 (from the left to right). Sky region outside the OGLE-IV footprint in the sky is gray shaded.

5. Discussion

We have compared the Gaia samples of pulsating star candidates, Cepheids and RR Lyrae stars, released with the Gaia DR1 (Gaia Collaboration *et al.* 2016c) with

the OGLE Collection of Variable Stars. The Gaia data come mostly from the commissioning EPSL phase. The main conclusion from this comparison is that while the classification of pulsating stars is sound in this data sample, the completeness of the sample is moderate at the level of only 60–75% level for Cepheids and RR Lyrae stars. This may limit the applicability of the Gaia data for more complex analyses, for example of the Magellanic Clouds structure.

It is important to remember that the Gaia DR1 sample is not fully representative of the Gaia variable stars outcome from the main mission. Much lower cadence during regular NSL observations – on average only about 70 epochs per 5 years (except for limited regions in the sky) and in practice much less as some of them will be very close in time – will make the detection and proper characterization of many variable stars much more difficult than during the EPSL phase. Thus, the numbers from our analysis should be treated rather as upper limits of what Gaia can achieve in the variable stars domain of the mission.

For example, one of the main problems with the proper classification of pulsating stars can be variables that mimic light curves of pulsating stars. The LMC instability strip where Cepheids and RR Lyrae stars are located, thus the Gaia DR1 sample, is only moderately contaminated by the Galactic foreground stars of late spectral type. In the other sky regions, in particular in the Galactic disk the contamination will be much more severe.

Using solely Fourier parameters of light curves for classification can often be misleading in such cases as the parameters of contaminants can be in the typical pulsating stars range. Additional tools for the classification are of limited use for the Milky Way objects. For example, the color and magnitude information affected by unknown amount of reddening and unknown distance will not provide such important constraints on the color-magnitude object location as in the case of the Magellanic Clouds or star clusters.

A sample of such stars mimicking Cepheid variables from the OGLE Galactic plane survey is shown in Fig. 2. These are in fact spotted stars. Their evolution of light curves can be easily seen thanks to long-term well-sampled observations. In extreme cases variability ceases on a month time scale. Another examples of variables mimicking Cepheids can be found in Pietrukowicz *et al.* (2015). Such objects are very numerous in the Galaxy and certainly may contaminate the Gaia outcome to large extent.

24 Cepheid and 273 RR Lyrae candidates selected from Gaia EPSL phase data are located outside the OGLE-IV footprint. While the distribution of RR Lyrae stars in the sky looks as expected (red dots in Fig. 32 of Gaia Collaboration *et al.* 2016c) – they are the LMC halo objects – the distribution of Cepheid candidates looks very suspicious (Fig. 35 there). They form a long strip along the scanning path where they are relatively uniformly distributed (*cf.* Fig. 1).

This is highly surprising because the OGLE-IV fields include a similar strip – five degree wide in declination and extending even farther to the East but about

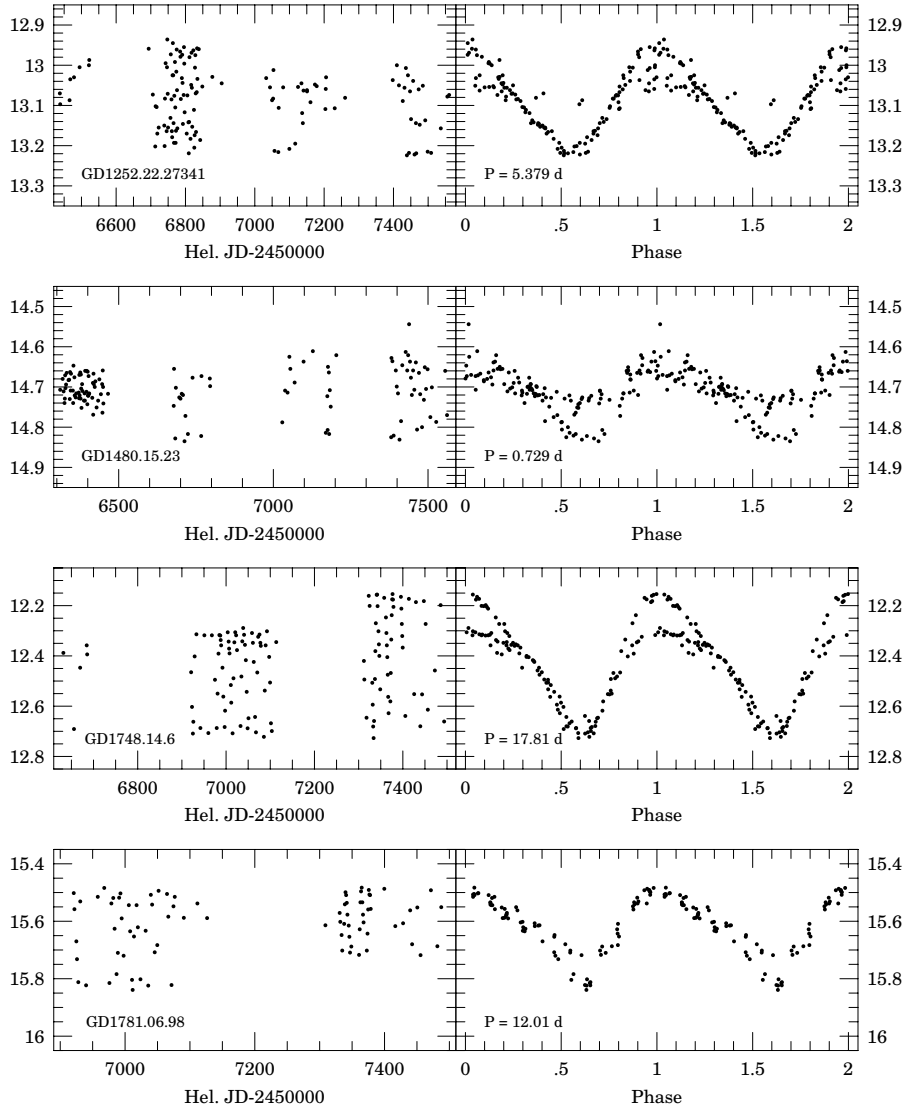


Fig. 2. Examples of spotted stars mimicking pulsating variable stars from the OGLE-IV Galaxy Variability Survey.

five degrees South in declination. No Cepheids were found in this large area. This prompted us to take a closer look at the Gaia Cepheid and RR Lyrae candidates from this region.

We carefully inspected the original Gaia light curves of 24 Cepheid candidates and applied the same classification criteria we use for the OGLE Collection. Only four stars from this sample survived this test, IDs: 5280412430710766080,

5281522211604337920, 5282067225775482880, 5283779131019074048. Objects 5288333583059787264 and 5281307222723913472 may also be Cepheids but a much longer dataset is needed to confirm their nature (especially that both these objects are far east from the LMC and may be simply Galactic spotted contaminants). Five additional pulsating-like stars in this sample are RR Lyrae stars and the remaining objects are rather contaminants than genuine Cepheids and we list them in Table 3.

These four remaining sound Cepheid candidates from the Gaia list are now much more consistent with the picture of the OGLE Cepheid distribution. Two of them are very close to the OGLE-IV fields LMC608 and LMC614 where single Cepheids occur. The two remaining are much farther. However, single Cepheids, in particular anomalous, have been detected at similar distances from the LMC center in other directions.

We also carefully inspected Gaia light curves of 273 RR Lyrae candidates outside the OGLE-IV footprint. 240 survived our visual inspection and can be treated as bona-fide RR Lyrae stars. The remaining ones are rather contaminants (see also Table 3).

In both Cepheid and RR Lyrae star samples from the LMC the main contaminants are ellipsoidal/eclipsing systems that mimic first overtone light curves of quasi-sinusoidal shape. A careful investigation of such light curves folded with double period allows noticing unequal depth of minima/maxima or a different shape of eclipses that immediately excludes classification as pulsating stars. Better sampling and longer time-span of the dataset are needed to be able to see such details and clean the final sample from the contaminants. For example, OGLE typically starts variable star searches after three years of observations and when the number of epochs exceeds 100.

6. Summary

Our tests of the Gaia DR1 on pulsating variable stars – Cepheids and RR Lyrae – indicate that the classification of individual stars of these types is generally done correctly. The number of misclassifications is small. However, the LMC fields are relatively pure from possible contaminating objects like, for example, spotted stars which are much more common in the Galactic fields. After OGLE verification the number of bona-fide Cepheids and RR Lyrae stars is 559 and 2302, respectively, in the OGLE footprint. Outside the OGLE covered area 245 RR Lyrae stars (240 from the Gaia RR Lyrae list and five from the Cepheid list) and only four Cepheids seem to be genuine variables of these types.

On the other hand, the completeness of the sample is rather moderate – about 60–75% for Cepheids and RR Lyrae stars. This level of the completeness of the Gaia variable stars data may be not sufficient in many projects. One should also remember that the Gaia DR1 data come mainly from the commissioning EPSL

Table 3

Misclassified variables from the Gaia lists located outside the OGLE-IV footprint in the sky

Gaia ID	Period [days]	G [mag]	Most likely type
Cepheids			
5289779853168752384	2.57603	15.497	ELL/ECL
5274727126666346240	1.28488	16.902	ELL/ECL
5278062426470300288	4.63284	15.445	ELL/ECL
5280952252264821760	1.09380	16.522	ELL/ECL
5281186997996634624	6.02057	14.003	ELL/ECL
5282252871440640896	12.0150	13.934	ELL/ECL
5283498927352479488	0.28700	17.950	ELL/ECL
5283638599695956608	33.2353	15.477	ELL/ECL
5283813318959448320	0.33173	18.037	ELL/ECL
5285121669077034496	6.96617	15.253	ELL/ECL
5288371722370099968	1.38654	17.649	ELL/ECL
5289741404620290688	1.22146	18.726	ELL/ECL
5289507105564319616	17.8006	15.858	UNDEF
RR Lyrae stars			
4670192921927875584	0.37975	19.172	ELL/ECL
4674761839418372480	0.38877	18.989	ELL/ECL
4674767543134984448	0.38139	19.096	ELL/ECL
4674938517192984576	0.35799	19.146	ELL/ECL
4679938065283825280	0.35933	19.064	ELL/ECL
5275325673307993728	0.33847	16.757	ELL/ECL
5275475928444428416	0.37113	19.103	ELL/ECL
5280392841364170112	0.34270	19.170	ELL/ECL
5281340826546416896	0.34362	19.255	ELL/ECL
5281414631263561728	0.34609	19.097	ELL/ECL
5281874467642636288	0.35250	19.132	ELL/ECL
5282132921594371968	0.35744	19.110	ELL/ECL
5282395052037988992	0.27385	19.021	ELL/ECL
5283362862789508480	0.26416	19.024	ELL/ECL
5283393786555282816	0.33703	19.321	ELL/ECL
5283586583340633088	0.27014	19.087	ELL/ECL
5283621625979449600	0.35482	19.144	ELL/ECL
5283633445728974592	0.42496	18.823	ELL/ECL
5283637568897023232	0.37903	19.055	ELL/ECL
5283730580708733824	0.33358	19.211	ELL/ECL
5283735803389049472	0.35052	19.094	ELL/ECL
5283758893133924736	0.32324	19.153	ELL/ECL
5283795726772805632	0.33888	19.012	ELL/ECL
5284416504166282496	0.27559	19.157	ELL/ECL
5284416950842889856	0.38347	18.992	ELL/ECL
5285008556818105216	0.65043	18.943	ELL/ECL
5285101362472065536	0.37397	18.930	ELL/ECL

Table 3

Concluded

Gaia ID	Period [days]	G [mag]	Most likely type
5285230108411033088	0.35623	19.196	ELL/ECL
5285243886665938304	0.30257	15.543	ELL/ECL
5285277559209271552	0.28858	19.184	ELL/ECL
5285564050708109696	0.28067	19.235	ELL/ECL
5287819595734156544	0.37067	19.186	ELL/ECL
5288408659087559936	0.33325	19.504	ELL/ECL

phase which was much better suited for short period variable stars search than the standard Gaia operation. Thus, the results of our analysis should be treated as upper limits.

Acknowledgements. We would like to thank Profs. M. Kubiak and G. Pietrzyński, former members of the OGLE team, for their contribution to the collection of the OGLE photometric data over the past years.

The OGLE project has received funding from the Polish National Science Centre grant MAESTRO no. 2014/14/A/ST9/00121 to AU. This work has been supported by the Polish Ministry of Science and Higher Education through the program “Ideas Plus” award No. IdP2012 000162 to IS.

REFERENCES

- Eyer, L., *et al.* 2012, *Ap&SS*, **341**, 207.
 Gaia Collaboration, Prusti, T., *et al.* 2016a, *A&A*, in press; arXiv:1609.04153.
 Gaia Collaboration, Brown A.G.A., *et al.* 2016b, *A&A*, in press; arXiv:1609.04172.
 Gaia Collaboration, Clementini, G., *et al.* 2016c, *A&A*, in press; arXiv:1609.04269.
 Pietrukowicz, P., *et al.* 2015, *ApJ*, **813**, 40.
 Soszyński, I., *et al.* 2012, *Acta Astron.*, **62**, 219.
 Soszyński, I., *et al.* 2013, *Acta Astron.*, **63**, 21.
 Soszyński, I., *et al.* 2014, *Acta Astron.*, **64**, 177.
 Soszyński, I., *et al.* 2015a, *Acta Astron.*, **65**, 233.
 Soszyński, I., *et al.* 2015b, *Acta Astron.*, **65**, 297.
 Soszyński, I., *et al.* 2016, *Acta Astron.*, **66**, 131.
 Udalski, A., Szymański, M.K., and Szymański, G. 2015, *Acta Astron.*, **65**, 1.

Appendix A

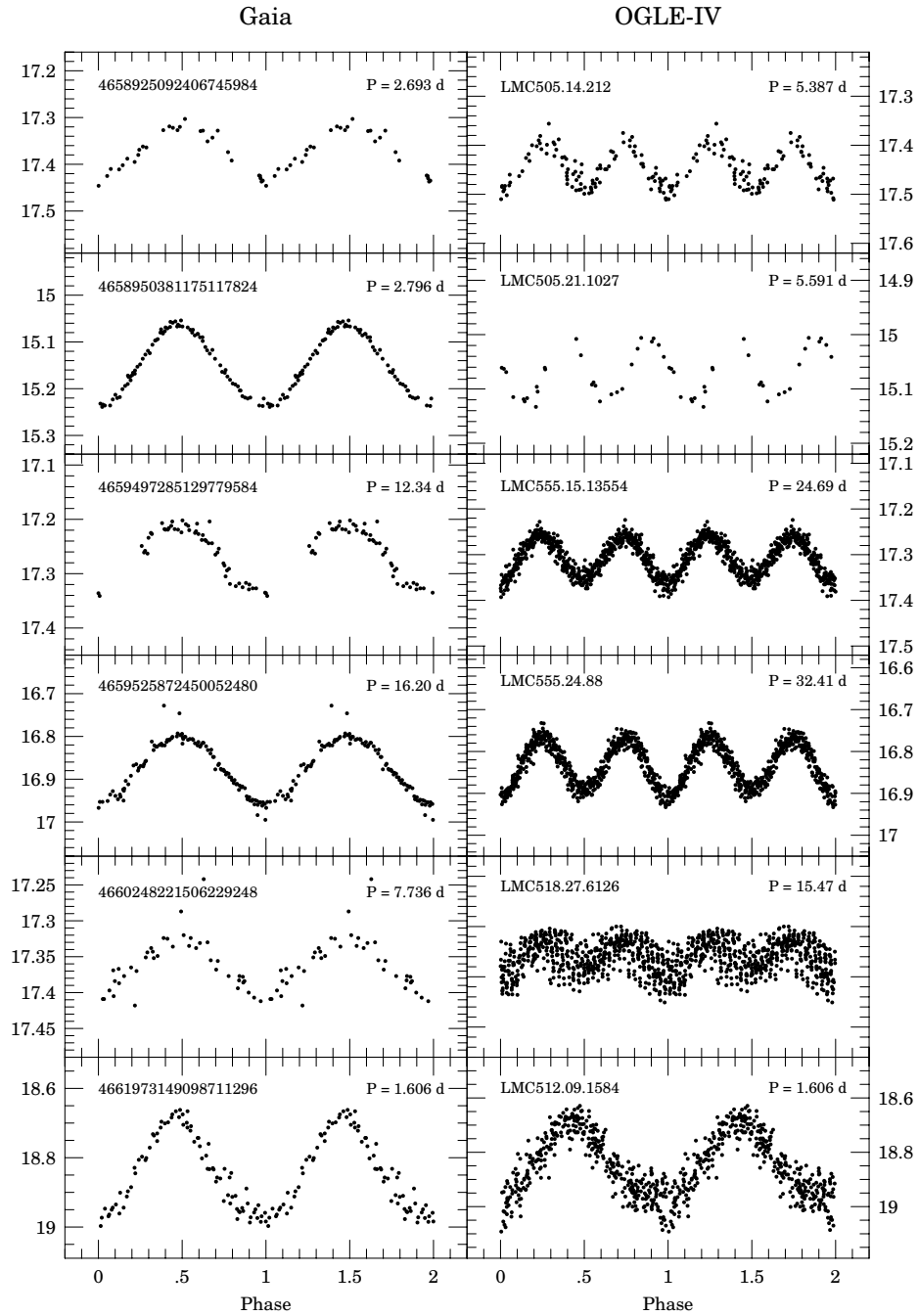


Fig. 3. Gaia and OGLE-IV light curves of misclassified Gaia Cepheids.

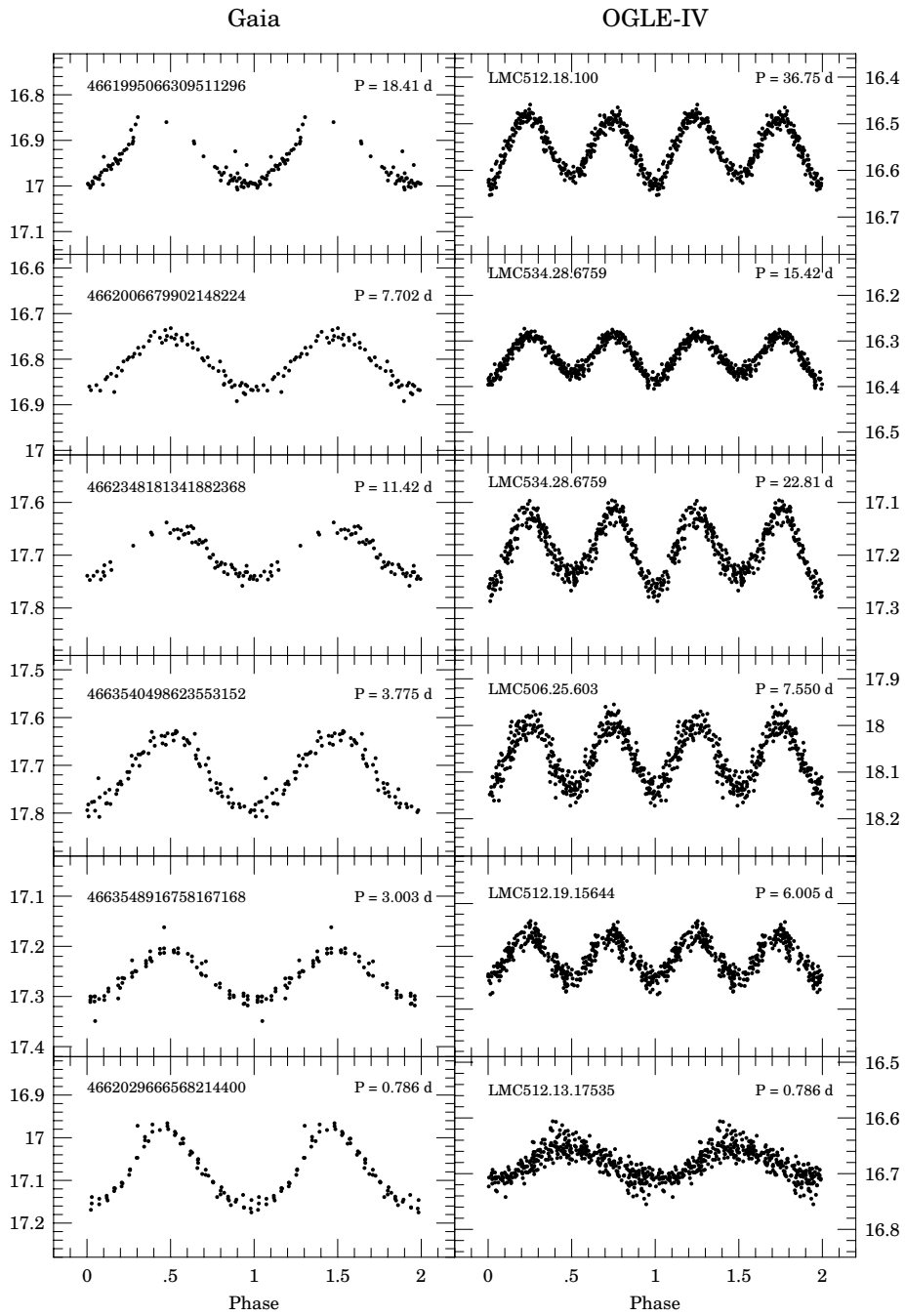


Fig. 4. Gaia and OGLE-IV light curves of misclassified Gaia Cepheids.

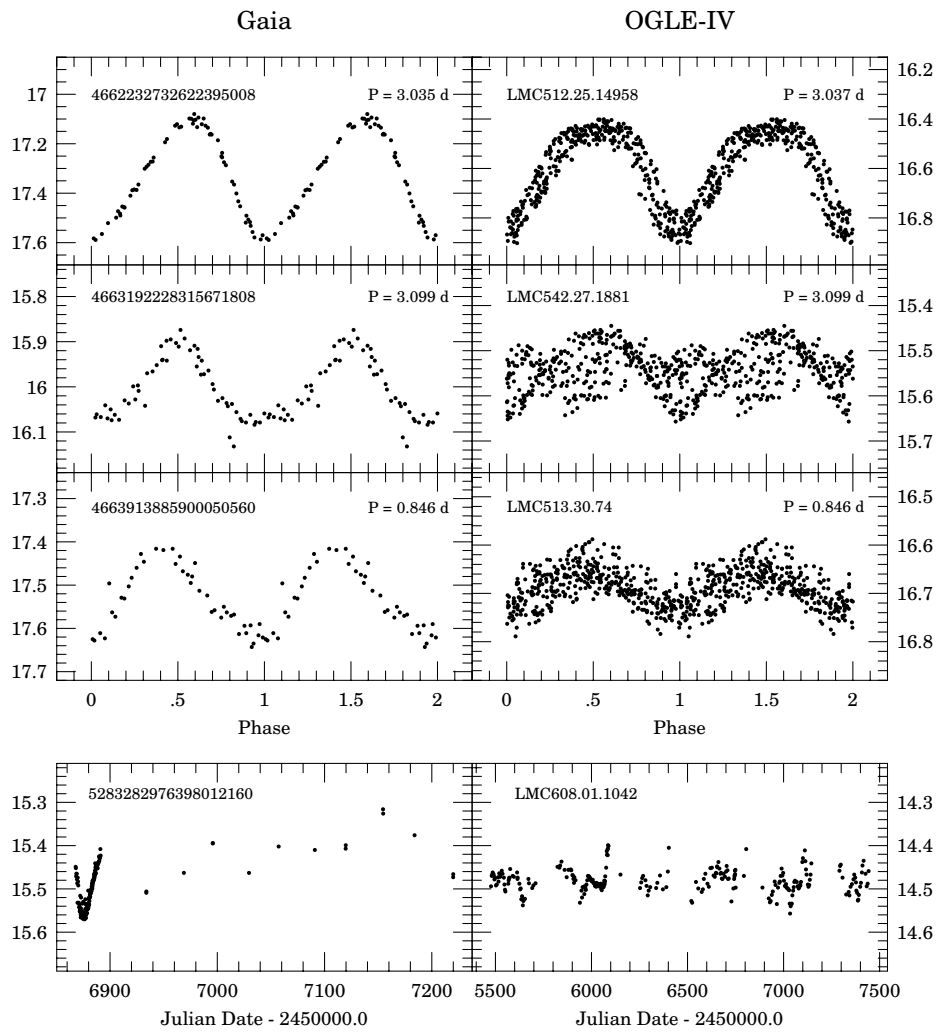


Fig. 5. Gaia and OGLE-IV light curves of misclassified Gaia Cepheids.

Appendix B

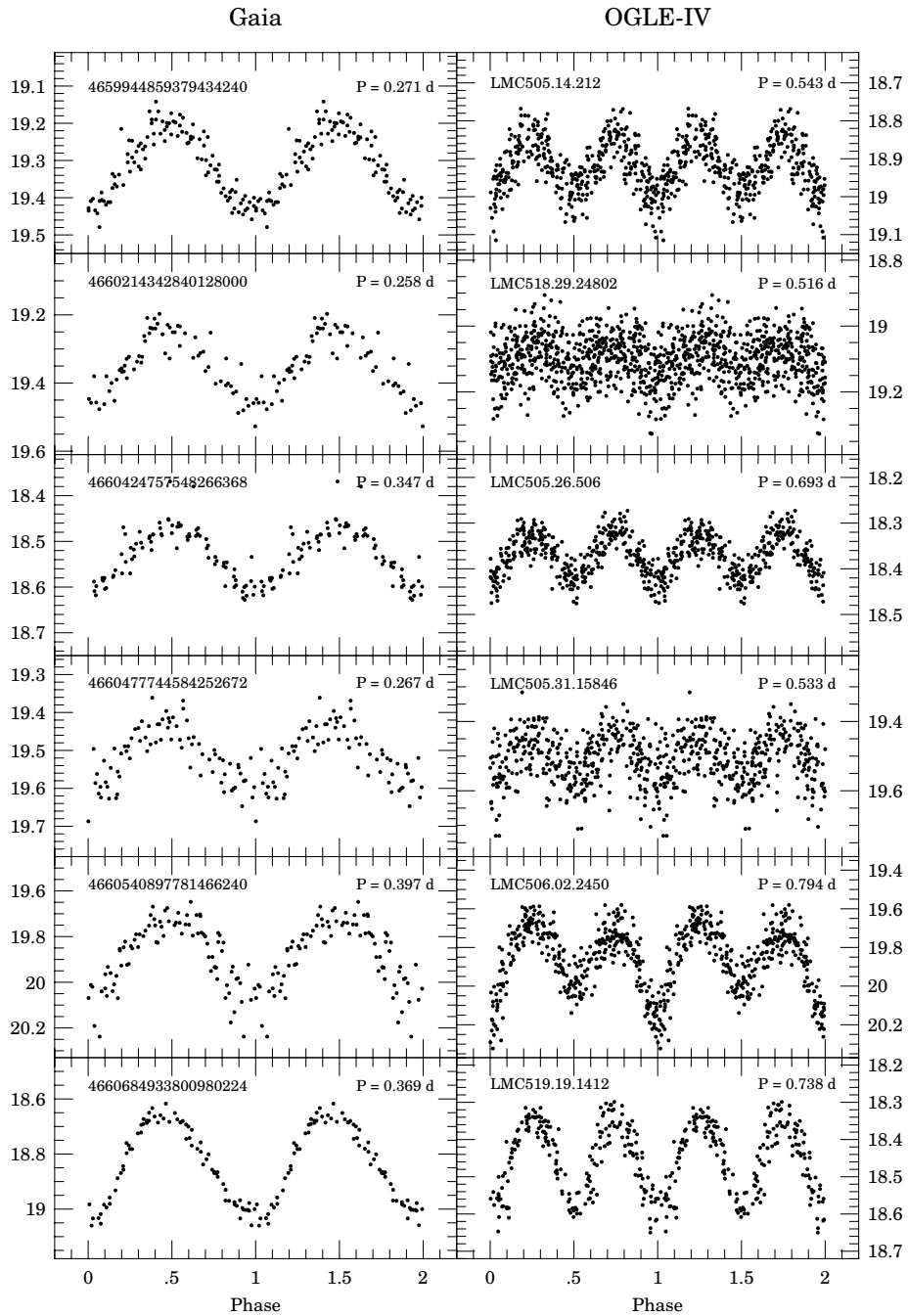


Fig. 6. Gaia and OGLE-IV light curves of misclassified Gaia RR Lyrae stars.

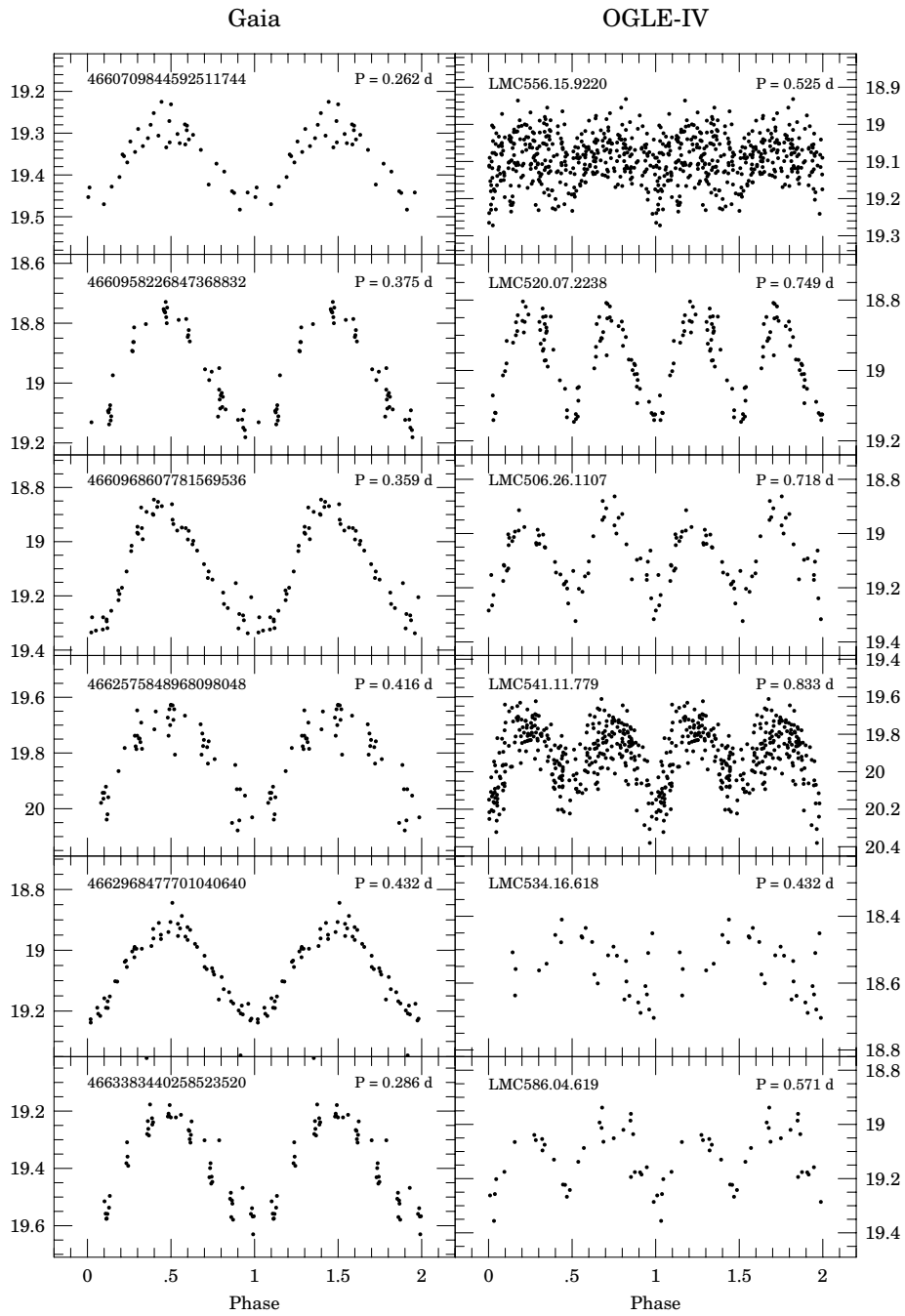


Fig. 7. Gaia and OGLE-IV light curves of misclassified Gaia RR Lyrae stars.

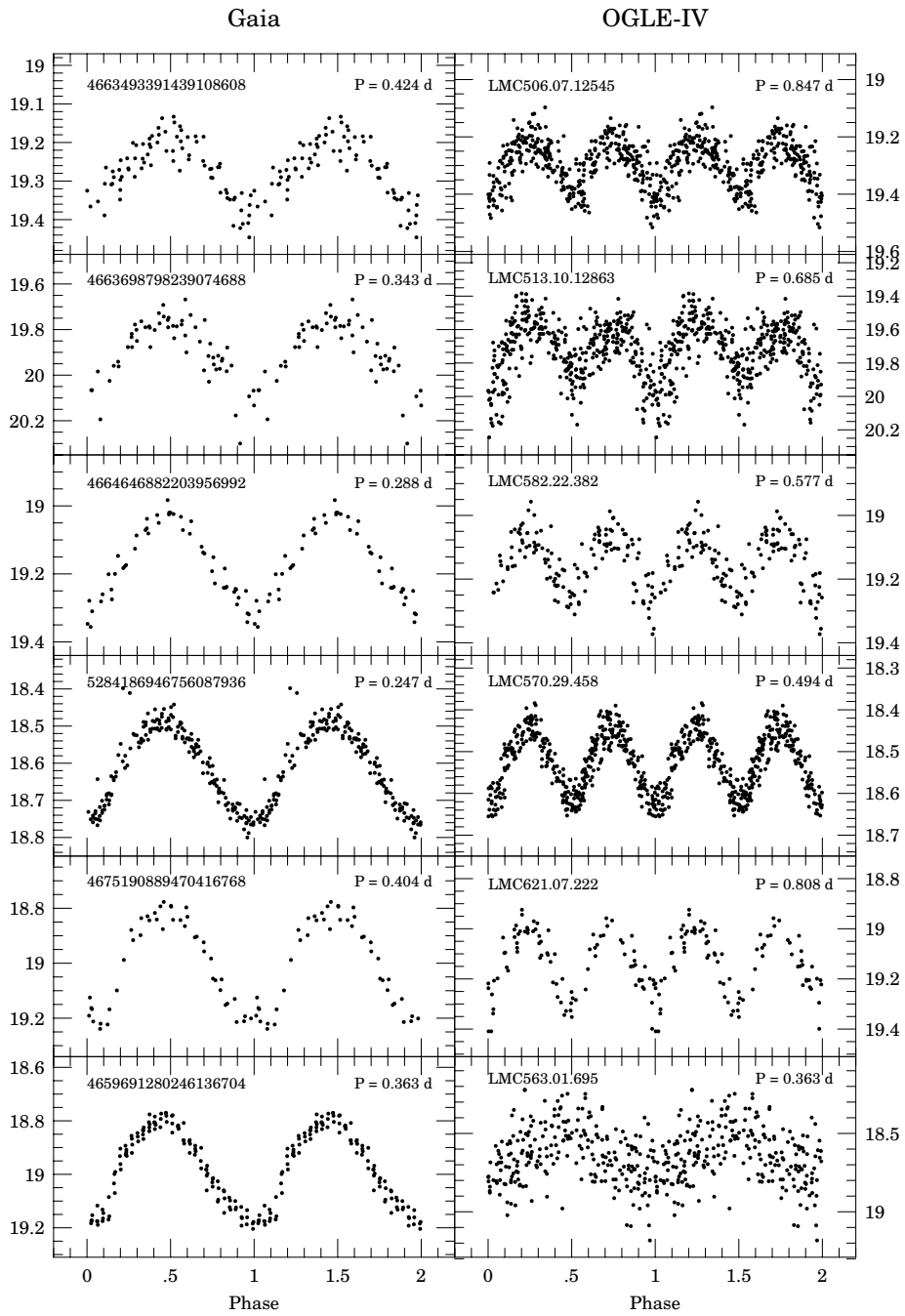


Fig. 8. Gaia and OGLE-IV light curves of misclassified Gaia RR Lyrae stars.

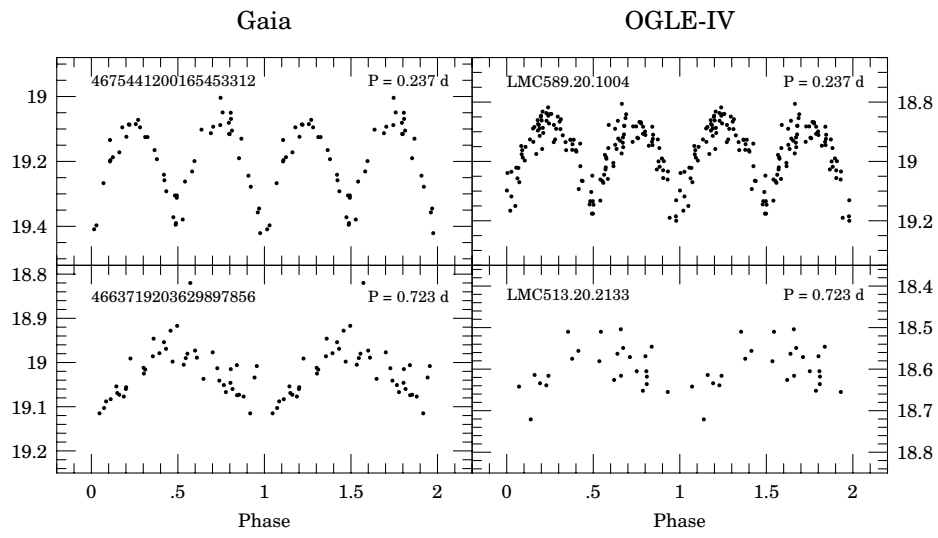


Fig. 9. Gaia and OGLE-IV light curves of misclassified Gaia RR Lyrae stars.