

Twisting Anderson pseudospins with light: Quench dynamics in THz-pumped BCS superconductors

Yang-Zhi Chou,^{1,2,*} Yunxiang Liao,¹ and Matthew S. Foster^{1,3}

¹*Department of Physics and Astronomy, Rice University, Houston, Texas 77005, USA*

²*Department of Physics and Center for Theoretical Quantum Matter,
University of Colorado Boulder, Boulder, Colorado 80309, USA*

³*Rice Center for Quantum Materials, Rice University, Houston, Texas 77005, USA*

(Dated: September 5, 2018)

We study the preparation (pump) and the detection (probe) of far-from-equilibrium BCS superconductor dynamics in THz pump-probe experiments. In a recent experiment [R. Matsunaga, Y. I. Hamada, K. Makise, Y. Uzawa, H. Terai, Z. Wang, and R. Shimano, *Phys. Rev. Lett.* **111**, 057002 (2013)], an intense monocycle THz pulse with center frequency $\omega \simeq \Delta$ was injected into a superconductor with BCS gap Δ ; the subsequent post-pump evolution was detected via the optical conductivity. It was argued that nonlinear coupling of the pump to the Anderson pseudospins of the superconductor induces coherent dynamics of the Higgs (amplitude) mode $\Delta(t)$. We validate this picture in a two-dimensional BCS model with a combination of exact numerics and the Lax reduction method, and we compute the nonequilibrium phase diagram as a function of the pump intensity. The main effect of the pump is to scramble the orientations of Anderson pseudospins along the Fermi surface by twisting them in the xy -plane. We show that more intense pump pulses can induce a far-from-equilibrium phase of gapless superconductivity (“phase I”), originally predicted in the context of interaction quenches in ultracold atoms. We show that the THz pump method can reach phase I at much lower energy densities than an interaction quench, and we demonstrate that Lax reduction (tied to the integrability of the BCS Hamiltonian) provides a general quantitative tool for computing coherent BCS dynamics. We also calculate the Mattis-Bardeen optical conductivity for the nonequilibrium states discussed here.

PACS numbers: 74.40.Gh, 78.47.J-, 03.75.Kk

CONTENTS

I. Introduction	1	A. Lax construction and spectral polynomial; twisted pseudospins	11
II. Quantum quench via pump-probe: Main results	3	B. Linear response theory and Kubo formula	12
A. BCS model, review of interaction-quench dynamics, and relation to the “THz pump quench”	3	C. Mattis-Bardeen conductivity in phases II and I	13
B. Pump-pulse quench: Results and phase diagram	3	D. Vanishing superfluid density in phase I	14
C. Optical conductivity in phases I and II	5	References	15
III. Pump: Twisting Anderson pseudospins	6		
A. Light-superconductor coupling	6		
B. Twisted spin configurations and Δ_∞	7		
IV. Probe: Optical conductivity	7		
A. Brief review: Mattis-Bardeen formula	7		
B. Weak quench: Phase II	8		
C. Strong quench: Phase I	9		
D. Relation to experiments	9		
V. Internal energy of nonequilibrium states	9		
VI. Discussion and conclusion	10		
Acknowledgements	11		

I. INTRODUCTION

A series of recent optical pump-probe experiments have reignited interest in far-from-equilibrium superconductivity [1–9]. The experiments fall into two broad classes. In the first class, mid-infrared radiation (~ 10 THz) is injected with the goal of enhancing pairing, either by destabilizing competing orders [1] or by exciting optical phonons that participate in pairing [5, 6, 8]. The essential idea of the latter is that by modulating the “pairing glue,” one might induce transient high(er) temperature superconductivity than is possible in equilibrium [10, 11].

A complication of any high frequency excitation with $\omega \gg \Delta$ (Δ is the BCS gap) is that the radiation can break Cooper pairs into hot quasiparticles, and these can serve as an efficient mechanism for rapid dissipation and thermalization. The second class of experiments [2–4] used lower frequency radiation (~ 1 THz), which might

* YangZhi.Chou@colorado.edu

mitigate heating. In Ref. [3], a near monocycle pulse with center frequency $\omega \simeq \Delta$ was injected into a low-temperature BCS superconductor. Because most of the spectral weight lies below the optical gap edge 2Δ , a weak pulse would not be expected to couple strongly to the sample. However, an intense pulse as used in Ref. [3] couples *nonlinearly* [12] to the Cooper pairs (“Anderson pseudospins” [13]) of the superconductor, and it was argued that this leads to a coherent excitation of the Higgs amplitude mode $\Delta(t)$ [12, 14–30]. The advent of ultrafast pump-probe detection can allow the observation of coherent many-body quantum dynamics in the solid state within a finite temporal window (“prethermalization plateau” [31, 32]). In the experiments [2–4] detection is performed over a window of about 10 picoseconds (ps), well before thermalization occurs (likely due to acoustic phonons on a timescale of 100 ps [33]).

In this paper, we model pump-probe experiments as typified by Ref. [3], using a combination of numerics and the Lax reduction method [20]. We view the THz pump excitation as the preparation of an initial condition to the subsequent free (unperturbed) BCS time evolution, i.e. as a type of quantum quench [16–21, 23, 34–36]. We show that the main effect of the pump is to scramble the orientations of Anderson pseudospins along the Fermi surface by twisting them in the xy -plane. We also show that more intense pump pulses can induce a far-from-equilibrium phase of gapless superconductivity (“phase I”), originally predicted in the context of interaction quenches in ultracold atomic systems [21, 22]. An intense THz pump can reach phase I at much lower energy densities than an interaction quench.

Most existing theoretical studies of coherent far-from-equilibrium BCS superfluid dynamics focus on interaction quenches of isolated systems, as could be realized in ultracold atom experiments [37–39]. Due mainly to the integrability of the BCS model [17, 18, 20], many asymptotically exact results are already known. The most important is the identification of three different nonequilibrium phases (dubbed “I, II, and III” in [27, 40], reviewed below), predicted to occur in quenches of an s -wave superconductor [21, 22], $p+ip$ superfluid [40–42], BCS-BEC condensate [23, 27, 35], and spin-orbit-coupled fermion condensate [43, 44].

Ultrafast pump-probe spectra in BCS superconductors have been studied numerically using the density matrix formalism [24–26]. These studies revealed asymptotic post-pump dynamics identical to a small “phase II” interaction quench, in which $\Delta(t)$ approaches a nonequilibrium value Δ_∞ as $t \rightarrow \infty$ (neglecting dissipative processes that would ultimately induce thermalization). The approach to Δ_∞ involves a characteristic damped oscillation at frequency $2\Delta_\infty$ [14, 20], also seen in the experiment [3]. The calculations in Refs. [24–26] assumed coupling to the electromagnetic field due to the finite (but large) photon wavelength $\lambda \gtrsim 300 \mu\text{m}$. In the present paper, we classify the dynamics according to the interaction quench phase diagram [21, 22, 27, 40], and we as-

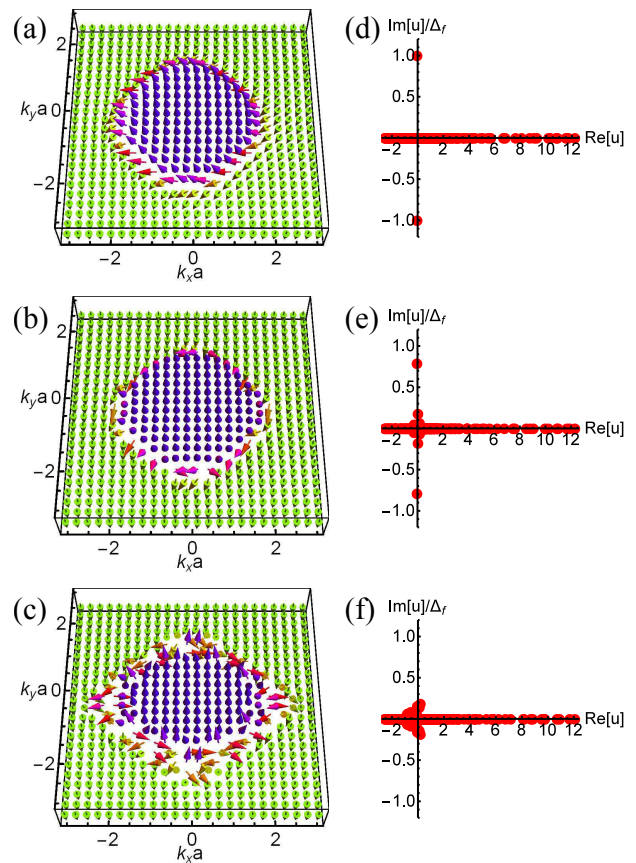


FIG. 1. The Anderson pseudospin textures and the Lax roots of the spectral polynomial immediately after the application of an intense THz pulse. (a), (b), and (c) are the spin textures after light exposure, corresponding to the roots shown in (d), (e), and (f) respectively. The pair of roots away from the real axis are called isolated roots, and these encode the key properties of the BCS state. The system is a quarter-filled square lattice tight-binding model with 24-by-24 sites (note that our subsequent quantitative results obtain from much larger systems). $\Delta_f = 0.2J$ is the ground state order parameter of the BCS Hamiltonian; J is the tight-binding parameter. The pump energies [\tilde{A}^2 defined in Eq. (6)] are $\tilde{A}^2 = 0.1\Delta_f$ [(a) and (d), very weak deformation from the BCS ground state], $\tilde{A}^2 = 2.5\Delta_f$ [(b) and (e), intermediate strength deformation], and $\tilde{A}^2 = 10\Delta_f$ [(c) and (f), strong deformation]. The isolated roots $u_0^\pm \approx \pm i\Delta_\infty$ for the deformed spin textures encode the asymptotic value of $\Delta(t \rightarrow \infty) = \Delta_\infty$ in the “prethermalization plateau.” (The chemical potential is absorbed into the dispersion in these plots.) More intense pulses push the isolated roots towards the real axis. For strong pulses, the isolated roots merge with the real axis and the system enters a phase of dynamical gapless superconductivity [21, 22] with $\Delta_\infty = 0$; see the “quench phase diagram” in Fig. 2.

sume that the strongest coupling to the pump excitation is due to non-quadratic band curvature [12]. A related experiment [4] shows third harmonic generation in the steady-state response; this was studied theoretically in [12, 28].

In this work, we demonstrate that the Lax reduction

method [20] (tied to the integrability of the BCS Hamiltonian) provides a general quantitative tool for computing coherent nonlinear BCS dynamics. We also calculate the Mattis-Bardeen [45, 46] optical conductivity for the nonequilibrium superconducting states predicted here.

The rest of this paper is organized as follows: In Sec. II, we review the interaction quench dynamics of s -wave BCS superconductors. We then highlight our main findings for THz pump-probe, including the dynamical phase diagram Fig. 2 and predictions for the optical conductivity. In Sec. III, we provide details on the light-superconductor interaction that twists Anderson pseudospins during the application of the pump. In Sec. IV, we calculate the optical conductivity for nonequilibrium superconductors. In Sec. V, we introduce the “R-ratio” to quantify the relative energy injected by the pump, and we compare the threshold energies for reaching phase I in THz pump versus interaction quenches. We summarize in Sec. VI.

II. QUANTUM QUENCH VIA PUMP-PROBE: MAIN RESULTS

In this section, we review the dynamical phases of nonequilibrium BCS superconductors induced by interaction quenches. We then summarize our main results for THz pump-probe. Details of our calculations appear in Secs. III and IV.

A. BCS model, review of interaction-quench dynamics, and relation to the “THz pump quench”

The BCS Hamiltonian can be expressed in terms of Anderson pseudospins [13],

$$H_{\text{BCS}} = \sum_{\mathbf{k}} 2\tilde{\varepsilon}_{\mathbf{k}+\frac{\varepsilon}{c}\mathbf{A}(t)} s_{\mathbf{k}}^z - G \sum_{\mathbf{k}, \mathbf{k}'} s_{\mathbf{k}}^+ s_{\mathbf{k}'}^-, \quad (1)$$

where $\tilde{\varepsilon}_{\mathbf{k}} = \varepsilon_{\mathbf{k}} - \mu$, $\varepsilon_{\mathbf{k}}$ is the single particle dispersion, μ is the chemical potential, and G is the coupling strength. The spin operators are

$$s_{\mathbf{k}}^z \equiv \frac{1}{2} \left(c_{\mathbf{k}\uparrow}^\dagger c_{\mathbf{k}\uparrow} + c_{\mathbf{k}\downarrow}^\dagger c_{\mathbf{k}\downarrow} - 1 \right), \quad s_{\mathbf{k}}^+ \equiv c_{\mathbf{k}\uparrow}^\dagger c_{-\mathbf{k}\downarrow}^\dagger, \quad (2)$$

and $s_{\mathbf{k}}^- = (s_{\mathbf{k}}^+)^{\dagger}$. In the thermodynamic limit, Eq. (1) is equivalent to the mean field Hamiltonian,

$$H_{\text{BCS}} \rightarrow H_{\text{MF}} = - \sum_{\mathbf{k}} \vec{s}_{\mathbf{k}} \cdot \vec{B}_{\mathbf{k}}, \quad (3a)$$

$$\vec{B}_{\mathbf{k}} = -2 \left\{ \left[\varepsilon_{\mathbf{k}+\frac{\varepsilon}{c}\mathbf{A}(t)} - \mu \right] \hat{z} + \Delta_x \hat{x} + \Delta_y \hat{y} \right\}. \quad (3b)$$

The instantaneous order parameter is self-consistently determined

$$\Delta(t) \equiv \Delta_x - i\Delta_y = -G \sum_{\mathbf{k}} \langle s_{\mathbf{k}}^-(t) \rangle. \quad (4)$$

The equation of motion for an Anderson pseudospin is

$$\dot{\vec{s}}_{\mathbf{k}} = -\vec{B}_{\mathbf{k}} \times \vec{s}_{\mathbf{k}}. \quad (5)$$

The vector potential $\mathbf{A}(t)$ will be used to encode the pump electric field [12].

Previous studies of quench dynamics in superconductors focused on interaction quenches, in which the ground state of Eq. (1) with an initial coupling strength G_i is time-evolved according to the post-quench Hamiltonian, Eq. (1) with “final” coupling strength G_f (and $\mathbf{A} = 0$ at all times). The long-time behavior of the order parameter $\Delta(t)$ following the quench can be predicted with the Lax reduction method [20], which exploits the integrability of H_{BCS} .

Interaction quenches from an initial BCS state can produce three possible nonequilibrium phases [20–22]; an interaction-quench dynamical phase diagram can be constructed in the Δ_i - Δ_f plane, where Δ_i (Δ_f) denotes the ground state BCS gap of the pre-quench (post-quench) Hamiltonian, and $\Delta_i = \Delta_f$ corresponds to equilibrium (no quench) [27, 40]. Small quenches with $\Delta_i \sim \Delta_f$ reside in phase II, wherein $\Delta(t)$ asymptotes to a non-zero constant value Δ_{∞} as $t \rightarrow \infty$. Note that $\Delta_i \neq \Delta_f \neq \Delta_{\infty}$ for a quench. Large quenches from strong to weak pairing ($\Delta_f \ll \Delta_i$) can induce phase I, in which $\Delta(t) \rightarrow 0$ [21, 22]; this is a phase of gapless (fluctuating) superconductivity. Large quenches from weak to strong pairing ($\Delta_i \ll \Delta_f$) can induce phase III, in which $\Delta(t)$ exhibits persistent oscillations [16, 21]. Phase III is a self-generated Floquet phase without external periodic driving [41, 42], and is connected to the instability of the normal state.

In the THz pump-probe experiments of Refs. [3, 7], the injected pump pulse can be viewed as preparing an initial condition for subsequent free evolution in the absence of the field. In this picture, the interaction strength G is not modified by the radiation. Instead, for a system at zero temperature, the pump pulse deforms the BCS ground state into a new pure state over the duration of the pulse [wherein $\mathbf{A}(t) \neq 0$]. The deformed state subsequently evolves with the *original* Hamiltonian and $\mathbf{A}(t) = 0$. In analogy with the interaction quench, we identify the original Hamiltonian as the post-quench Hamiltonian, i.e., the ground state gap is denoted Δ_f in the following.

B. Pump-pulse quench: Results and phase diagram

Light couples via the vector potential to the z -component of the Anderson pseudospin B -field [Eq. (3b)]. We neglect the small photon momentum in the following, and encode the uniform electric field of the THz pump via $\mathbf{E}(t) = -(1/c) d\mathbf{A}(t)/dt$. The strength of the pump excitation can be measured by the peak field intensity (en-

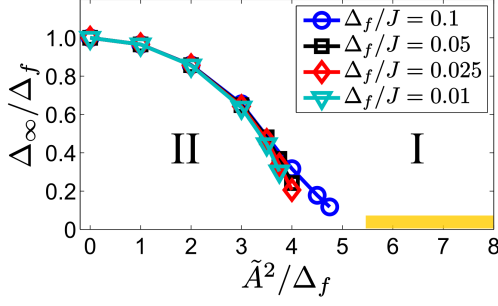


FIG. 2. The nonequilibrium phase diagram of an s -wave BCS superconductor subject to an ultrashort (\simeq monocycle) THz pulse with center frequency $\omega \simeq \Delta_f$ (“pump quench”). We consider Eq. (1) on a 2D square lattice with a linear size $L = 1000$ (1000×1000 sites) at quarter filling. Values of Δ_∞ are extracted from the isolated Lax roots corresponding to the spin configuration immediately after cessation of the pump pulse. We verified that these results agree with $\Delta(t \rightarrow \infty)$ extracted from Eq. (4), using the numerical integration of Eq. (5) to large times. We plot Δ_∞ as a function of the peak relative field intensity \tilde{A}^2 [Eq. (6)] with different values of Δ_f/J . Here Δ_f denotes the ground state BCS gap, and J is the hopping strength. The polarization angle $\alpha = 0$ for all cases, i.e. the radiation is polarized along the x -axis. The results weakly depend on Δ_f/J . More intense pulses produce larger deformations of the pseudospins along the Fermi surface (see Fig. 1), leading to a suppression of the asymptotic BCS gap Δ_∞ . For small values of Δ_∞ , finite size effects become significant, and it becomes difficult to resolve the isolated roots via the Lax method. For these cases the results were obtained via numerical integration of Eq. (5). Phase I ($\Delta_\infty = 0$) can be achieved with $\tilde{A}^2/\Delta_f > 5.5$ (yellow shaded region) in all cases. The phase boundary for $\Delta_f/J = 0.01$ is close to $\tilde{A}^2/\Delta_f = 4.5$.

ergy)

$$\tilde{A}^2 \equiv J a^2 \frac{e^2}{c^2} \max \mathbf{A}^2, \quad (6)$$

where a denotes the lattice spacing and J is the hopping strength that sets the electronic bandwidth. For pump energies $\tilde{A}^2 \ll J$, the dispersion $\varepsilon_{\mathbf{k}+e\mathbf{A}(t)/c}$ can be expanded in powers of A . In a clean single band superconductor, linear coupling to $\mathbf{A}(t)$ does not induce time evolution from a pure BCS state [47, 48]; the same is true for optical subgap excitation at frequency $\omega < 2\Delta$ in a dirty superconductor. An intense pump pulse can couple through the band curvature at order A^2 so long as the dispersion is not purely parabolic [see Eqs. (8) and (9)].

We consider a 2D square lattice model at quarter-filling [49]. Application of an intense, monocycle pump pulse with center frequency $\omega \simeq \Delta_f$ (Δ_f denotes the ground state gap) generates dynamics that deform the Anderson pseudospin texture of the initial state. Within the self-consistent mean field framework Eq. (3), the light-matter interaction does not break Cooper pairs (remove Anderson pseudospins), and the system resides in a BCS

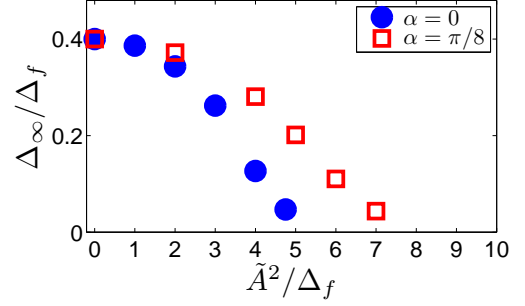


FIG. 3. The polarization angle dependence of Δ_∞ for the pump quench. The system is the same as in Fig. 2. We plot Δ_∞ as a function of pump energy (\tilde{A}^2) with two polarization angles, $\alpha = 0, \pi/8$. Here we set $\Delta_f/J = 0.1$. Radiation polarized along the x -axis ($\alpha = 0$) generates nonequilibrium dynamics most efficiently, due to the density of states accumulation along the parallel Fermi line segments with $k_x = 0$. For $\alpha = \pi/4$, we did not observe phase I dynamics. To determine whether the latter is possible, it would be necessary to retain higher order terms $\mathcal{O}(\tilde{A}^4)$ in Eqs. (10) and (11).

product state at all times (albeit one with time-evolving coherence factors). In a real experiment such as Ref. [3], the superconductor is disordered and quasiparticles are always excited by the linear coupling to $\mathbf{A}(t)$, since some spectral weight of the ultrashort pump pulse extends above $\omega = 2\Delta_f$. We assume that the effects of these quasiparticles on the coherent evolution of $\Delta(t)$ can be neglected on the timescale of the experiment, which is typically 10 ps [2–4, 7].

In the presence of the pump-pulse light, we use the fourth order Runge-Kutta method to numerically inte-

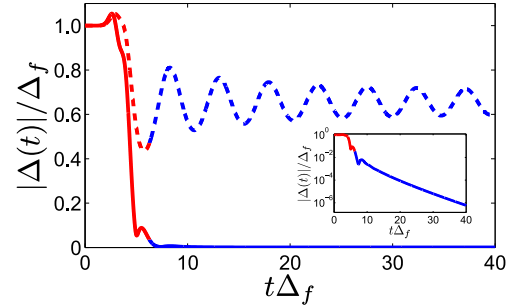


FIG. 4. The real time evolution of the superconducting order parameter. The system is a square lattice with linear size $L = 2000$ at quarter filling. The pump-pulse polarization angle α is set to 0, and $\Delta_f/J = 0.1$. The dashed line corresponds to pump energy $\tilde{A}^2 = 3\Delta_f$ (phase II); the solid line corresponds to pump energy $\tilde{A}^2 = 5.5\Delta_f$ (phase I). The red regions indicate the evolution during the application of the pump pulse. The blue regions mark the subsequent free time evolution with the time-independent BCS Hamiltonian. Inset: The phase I dynamics of $\tilde{A}^2 = 5.5\Delta_f$. The order parameter decays exponentially in time [22].

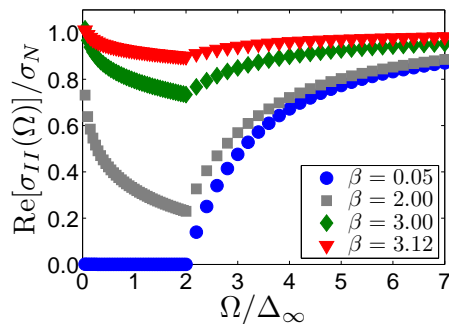


FIG. 5. The real part of the Mattis-Bardeen conductivity in phase II. The result depends on Δ_∞ , but also on the full nonequilibrium distribution function $n_{\mathbf{k}}$ that determines the occupation of quasiparticle states in the asymptotic steady state. For this plot and Fig. 6, we use the distribution function for an interaction quench whose analytical form is exactly known. We expect that results for the pump quench are qualitatively identical. The interaction quench is specified by the quench parameter $\beta \equiv 2 \left(\frac{1}{G_f} - \frac{1}{G_i} \right)$, where G_i (G_f) is the interaction strength of the pre-quench (post-quench) Hamiltonian. Since the Mattis-Bardeen formulae [45] assume the dirty limit $\Delta\tau_{\text{el}} \ll 1$ (τ_{el} is the elastic scattering time), we consider a 2D particle-hole symmetric superconductor with a uniform density of states. The dynamical phase II-I boundary is located at $\beta = \beta_c = \pi$. The real part of conductivity shows a cusp at $\Omega = 2\Delta_\infty$ for all phase II quenches. Although our system is specified at all times by a nonequilibrium BCS pure state, the optical conductivity for a quench “looks” thermal. In particular, as β approaches the phase II-I boundary $\beta_c = \pi$, the real part of the optical conductivity behaves the same way as an equilibrium superconductor at temperature T approaching T_c from below [46]. The steady-state optical conductivity for phase I is indistinguishable from a normal metal.

grate the spin equations of motion, Eq. (5). After cessation of the pump, we extract the spin configuration and construct the corresponding spectral polynomial via the Lax vector [17, 18] (also see Appendix A). The spectral polynomial is a conserved quantity under time evolution with the [unperturbed, $\mathbf{A}(t) = 0$] BCS Hamiltonian; its roots (“Lax roots”) are therefore also conserved. The isolated Lax roots occur in complex conjugate pairs, and encode the nature of the nonequilibrium state, and this is a robust, *topological* classification scheme [20]. In particular, interaction quenches that produce phases I, II, and III (described above) respectively correspond to spectral polynomials with zero, one, or two pairs of isolated roots [21, 22]. This scheme also applies to topological p -wave superfluids [40] and strongly paired BCS-BEC s -wave fermionic condensates [27]. The isolated roots exactly determine $\Delta(t)$ in the $t \rightarrow \infty$ limit. For phases II and I, $\Delta(t \rightarrow \infty) = \Delta_\infty$, where Δ_∞ is a nonzero constant (zero) in phase II (I). In phase II, Δ_∞ is equal to the modulus of the imaginary part of the single isolated root pair.

For the pump-pulse quenches, we found that the spectral polynomial evaluated in terms of the post-pump Anderson pseudospin texture exhibits one or zero pairs of isolated roots, depending upon the degree of deformation from the initial BCS ground state. These results are consistent with the real time numerical simulations. The spin textures and the roots of the spectral polynomial are demonstrated for small system sizes in Fig 1. A quench phase diagram is constructed using much larger systems in Fig. 2. In phase II, Δ_∞ only weakly depends on the value of Δ_f/J (see Fig 2); here Δ_f is the order parameter of the ground state, and J is the tight-binding parameter of the square lattice. This result suggests that Eq. (9) is a reasonable approximation for capturing the nonlinear light-superconductor coupling. In Fig. 3, the dependence of Δ_∞ on the polarization angle of the pump-pulse electric field is shown.

We have confirmed the isolated root predictions for phase II numerically up to $L = 4000$ with 4th order Runge-Kutta dynamics. (L is the linear size of the square lattice.) For sufficiently large pump energies, we find $\Delta_\infty \rightarrow 0$, consistent with phase I dynamics. The time evolution of the order parameter amplitudes in phases II and I are shown in Fig. 4.

C. Optical conductivity in phases I and II

Besides the mechanism of the pump pulse quench, we have investigated the optical conductivity in phases II and I. The steady-state optical conductivity in the prethermalization plateau can be determined by the absorption or reflection of the probe pulse. Real low-temperature superconductors typically reside in the dirty limit, wherein $\Delta\tau_{\text{el}} \ll 1$. Here τ_{el} is the lifetime due to elastic impurity scattering. We reformulate the Mattis-

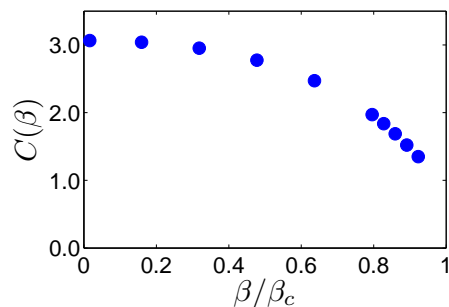


FIG. 6. The prefactor of the imaginary part of the Mattis-Bardeen conductivity, corresponding to the phase II quenches shown in Fig. 5. The horizontal axis specifies the quench parameter $\beta = 2 \left(\frac{1}{G_f} - \frac{1}{G_i} \right)$. The imaginary part of the conductivity can be fitted by $\text{Im}[\sigma_{\text{II}}(\Omega)]/\sigma_N = C(\beta) \Delta_\infty/\Omega$ for $\Omega \ll 2\Delta_\infty$. The value in equilibrium with $T \ll T_c$ is $C(0) = \pi$. $\beta_c = \pi$ is the critical value of the quench parameter that separates phase II and phase I.

Bardeen formulae [45] for the real and imaginary parts of the optical conductivity in dirty superconductors, adapting them to steady-state nonequilibrium superconductivity.

For phases II and I, the generalized Mattis-Bardeen formulae depend on Δ_∞ , but also on the full nonequilibrium quasiparticle distribution function n_k . Here we employ the exact result for n_k previously determined [22] for interaction quenches. The optical conductivity for the pump-probe quench will be qualitatively the same within each dynamical phase.

For a small phase II quench, the order parameter approaches to $\Delta_\infty \neq 0$ in the long time limit. The real part of the optical conductivity exhibits a cusp at frequency $\Omega = 2\Delta_\infty$, but spectral weight extends down to zero (filling the gap) frequency for any nonzero quench. This is very similar to an equilibrium superconductor at finite temperature $T < T_c$, despite the fact that our system is described by a pure nonequilibrium BCS state at all times. In fact, we find that the steady-state Mattis-Bardeen formulae for phase II are identical to the equilibrium finite-temperature results with $\Delta(T)$ replaced by Δ_∞ and the thermal quasiparticle distribution replaced by the nonequilibrium one n_k . The real part of the Mattis-Bardeen optical conductivity for phase II interaction quenches is presented in Fig. 5. The imaginary part of the optical conductivity exhibits a Ω^{-1} power law decay. The prefactor of the imaginary part depends on Δ_∞ . Results are shown in Fig. 6. These Mattis-Bardeen results for nonequilibrium superconductors in phase II are consistent with the experimental observations via optical measurements [3, 7].

For phase I (strong deformation), the optical conductivity $\sigma_I(\Omega)$ becomes indistinguishable from the normal metal. Namely, $\text{Re}[\sigma_I(\Omega)] = \sigma_N$ and $\text{Im}[\sigma_I(\Omega)] = 0$. The approach to the phase II-I boundary from within phase II is qualitatively similar to an equilibrium superconductor with $T \rightarrow T_c$, see Figs. 5 and 6. Although Δ_∞ vanishes, it is known that phase I is not equivalent to a zero temperature metallic state or any thermal ensemble; instead, it is a pure state with anomalous coherences, e.g. $\delta_k(t + t') \equiv \langle c_{-\mathbf{k}\downarrow}(t) c_{\mathbf{k}\uparrow}(t') \rangle \neq 0$. The order parameter $\Delta(t)$ vanishes due to dephasing between the different momenta contributing to Eq. (4). We also show that the superfluid density (defined via the London penetration depth) vanishes in phase I, see Appendix D. Our results for the Mattis-Bardeen conductivity and superfluid density indicate that a different type of measurement (e.g. momentum-resolved) is required to reveal the anomalous coherences that persist in phase I.

III. PUMP: TWISTING ANDERSON PSEUDOSPINS

In the THz pump-probe experiments [3, 7], a pump pulse is injected into a superconductor (with ground state BCS gap $\Delta_f \sim 0.5$ THz) at the beginning. If we consider

a system at zero temperature, then the superconducting state is deformed from the ground state by the pulse. After the light exposure, the new state evolves under the *original* BCS Hamiltonian, Eq. (3) with $\mathbf{A}(t) = 0$. In this section, the effect of the pump pulse is discussed in detail. The coupling between light to the superconducting order parameter can only arise in the nonlinear order [29, 30]. We also discuss the connection between Δ_∞ and the twisting of the Anderson pseudospin texture by the pump pulse.

A. Light-superconductor coupling

The electric field of the pump pulse in the self-consistent Hamiltonian Eq. (3) is given by $\mathbf{E}(t) = -(1/c) d\mathbf{A}(t)/dt$. We choose a Gaussian envelope,

$$\mathbf{A}(t) = \hat{n} A \exp \left[-\frac{8\Delta_f^2(t - \pi/\Delta_f)^2}{\pi^2} \right] \quad (7)$$

for $0 \leq t \leq 2\pi/\Delta_f$, and zero outside of this window. Here \hat{n} is the unit polarization vector and A is the peak amplitude of the vector potential. The detailed shape of the pulse only modifies the results quantitatively. We select a particular pulse profile to simulate the experimental setup in Ref. 3. Different from the previous numerical Bogoliubov approaches [24–26], we assume that the linearly polarized THz pump pulse excitation acts on the system uniformly due to the large wavelength of THz light ($\approx 300 \mu\text{m}$). If the initial state is a parity-symmetric BCS ground state, then we can rewrite the Anderson pseudospin Hamiltonian in Eq. (3a) using a different \vec{B} field [12],

$$\vec{B}_{\text{pump},\mathbf{k}} = -2 \left(\frac{\tilde{\varepsilon}_{\mathbf{k}-\frac{\varepsilon}{c}\mathbf{A}} + \tilde{\varepsilon}_{\mathbf{k}+\frac{\varepsilon}{c}\mathbf{A}}}{2} \hat{z} + \Delta_x \hat{x} + \Delta_y \hat{y} \right), \quad (8)$$

where we have expressed \vec{B} in terms of a symmetric combination that only admits even powers of \mathbf{A} . The linear coupling vanishes, as expected for a clean single-band superconductor [29, 30]. For a 2D dispersion with $\varepsilon_{\mathbf{k}} = \varepsilon_{-\mathbf{k}}$, we expand $(\tilde{\varepsilon}_{\mathbf{k}-\frac{\varepsilon}{c}\mathbf{A}} + \tilde{\varepsilon}_{\mathbf{k}+\frac{\varepsilon}{c}\mathbf{A}})/2$ to the \mathbf{A}^2 order,

$$\frac{\tilde{\varepsilon}_{\mathbf{k}-\frac{\varepsilon}{c}\mathbf{A}} + \tilde{\varepsilon}_{\mathbf{k}+\frac{\varepsilon}{c}\mathbf{A}}}{2} \approx \tilde{\varepsilon}_{\mathbf{k}} + \frac{e^2}{2c^2} \sum_{a,b=x,y} A_a A_b \partial_{k_a} \partial_{k_b} \tilde{\varepsilon}_{\mathbf{k}}. \quad (9)$$

For a pure isotropic quadratic dispersion, the effect of the light can be viewed as a time-dependent chemical potential shift that does not alter the amplitude of the order parameter. It is therefore crucial to adopt a dispersion with energy-dependent curvature. Throughout this paper we study a square lattice nearest-neighbor tight-binding model at quarter filling [49]. The dispersion relation is $\varepsilon_{\mathbf{k}}^{(\text{SL})} = -2J [\cos(k_x a) + \cos(k_y a)]$ where $J > 0$ is the nearest-neighbor hopping strength and a is the lattice

constant. Eq. (9) becomes

$$\frac{\tilde{\varepsilon}_{\mathbf{k}-\frac{e}{c}\mathbf{A}}^{(\text{SL})} + \tilde{\varepsilon}_{\mathbf{k}+\frac{e}{c}\mathbf{A}}^{(\text{SL})}}{2} \approx \varepsilon_{\mathbf{k}}^{(\text{SL})} + \tilde{A}^2 \mathcal{F}_{\mathbf{k}}(\alpha), \quad (10)$$

$$\mathcal{F}_{\mathbf{k}}(\alpha) = [\cos^2(\alpha) \cos(k_x a) + \sin^2(\alpha) \cos(k_y a)], \quad (11)$$

where α is the relative angle between the polarization axis of \mathbf{A} and x direction, and \tilde{A}^2 defined by Eq. (6) is the pump energy that characterize the strength of light-superconductor coupling.

The function $\mathcal{F}_{\mathbf{k}}(\alpha)$ encodes the anisotropy of the dispersion curvature, which depends on the lattice structure. The effect of such coupling induces a momentum-dependent z -component *magnetic* field for the Anderson pseudospins. The Anderson spins with different momenta precess differently under the light exposure. In all cases, the time-evolving order parameter reaches a steady value $\Delta(t) \rightarrow \Delta_\infty$ and $\Delta_\infty < \Delta_f$, where Δ_f is the ground state BCS gap. The results are insensitive to Δ_f/J (See Fig. 2). This suggests that the quadratic coupling to \mathbf{A} captures the mechanism of the pump-pulse quench. The values of Δ_∞ depend strongly on the polarization angle. In Fig. 3, polarization angles $\alpha = 0$ and $\alpha = \pi/8$ give quantitatively different but qualitatively similar results. The angular dependence is not generic but is determined by the underlying lattice structure. We do not expect the same angular dependence in the THz pump-probe experiments [3, 7].

B. Twisted spin configurations and Δ_∞

After the pump pulse, the real time dynamics of the superconducting order parameters in Fig. 4 exhibit behavior consistent with interaction quenches [16–18, 20–22] in phases II ($\Delta_\infty \neq 0$) and phase I ($\Delta_\infty \rightarrow 0$). In Appendix A we construct the Lax vector and spectral polynomial that can be employed to determine the Lax roots of the post-pulse-quench Anderson pseudospin texture. We find two possible situations, zero (phase I) or one pairs (phase II) of isolated roots. For the phase II, the values of the isolated roots $u_0^\pm = \mu_\infty \pm i\Delta_\infty$, where μ_∞ and Δ_∞ correspond to the asymptotic values of the nonequilibrium chemical potential and amplitude of the order parameter in the long time limit.

In Fig. 1, the Anderson pseudospin textures with different pump energies are plotted for a small $L = 24$ square lattice system at quarter-filling. The main effect of the pump pulse is to twist the Anderson pseudospins near the Fermi surface in the xy plane. We can mimic this twisting with a simple construction that leads to $\Delta_\infty < \Delta_f$, discussed in Appendix. A. We have also confirmed that the isolated root predictions with the numerical simulations of the real-time pseudospin dynamics. Due to finite size effects, it is difficult to locate the phase boundary between phase II and phase I from the isolated roots alone. We numerically simulate systems with linear sizes

$L = 1000, 2000$, and 4000 . The pump-pulse quench phase diagram is given in Fig. 2.

Some numerical evidence for vanishing $\Delta(t)$ in THz pumped self-consistent mean field dynamics was previously reported in Ref. [50], although this was not interpreted in terms of phase I. Moreover, the nature of the excitation in that work was different, since the ultra-short pump pulse assumed in [50] had center frequency Ω greater than the ground state optical gap, $\Omega > 2\Delta_f$. Our pump pulse in Eq. (7) has center frequency roughly equal to Δ_f , and most of the spectral weight falls below $2\Delta_f$ (similar to the experiment [3]). Our idea is that by exciting the “Higgs dynamics” entirely through the band nonlinearity, we are driving Anderson pseudospins in a way that would minimize linear absorption in a real, non-mean-field superconductor and maximize coherence. Understanding pair-breaking and decoherence by incorporating integrability-breaking terms would be necessary to prove this argument, an important avenue for future work. Our identification of the pump-quench induced phase II-I boundary with the disappearance of the isolated Lax root pair unifies the interaction and pump-quenches within the Lax classification [20] of BCS dynamics.

IV. PROBE: OPTICAL CONDUCTIVITY

In this section we extend the Mattis-Bardeen formulae [45] for the real and imaginary parts of the optical conductivity of a dirty superconductor to the phase II and I nonequilibrium steady states.

A. Brief review: Mattis-Bardeen formula

We start with a brief review of the Mattis-Bardeen formula [45] for a superconductor at zero temperature. In the presence of elastic impurity scattering, momentum conservation is violated but energy conservation is preserved. Instead of deriving the explicit expression of the current-current correlation function in the presence of disorder, Mattis and Bardeen computed the ratio of the ac conductivity of a superconductor to the constant conductivity of a normal metal. The zero-temperature Mattis-Bardeen formula for the ac conductivity is

$$\sigma_{\text{MB}}(\Omega) = -\frac{i\sigma_N}{\pi\Omega} \int d\varepsilon_1 d\varepsilon_2 (u_1^* u_1 v_2^* v_2 - u_1^* v_1 v_2^* u_2) \times \left(\frac{1}{\Omega + E_1 + E_2 + i\eta} - \frac{1}{\Omega - E_1 - E_2 + i\eta} \right), \quad (12)$$

where σ_N is the conductivity for the normal metal, u_a and v_a are the ground state coherence factors for single particle energy ε_a , $E_a \equiv \sqrt{(\varepsilon_a - \mu)^2 + \Delta_f^2}$, and η is an infinitesimal positive number. Eq. (12) assumes a constant density of states. This generalization can be understood as follows. In the absence of the translational

invariance, one can replace the labels \mathbf{k} and $\mathbf{k} + \mathbf{q}$ in Eq. (B4) by independent energy labels ε_1 and ε_2 . The matrix elements of the current operators are randomized, and absorbed into the normal state conductivity σ_N . This level of approximation neglects quantum interference corrections.

The real part of Eq. (12) shows a gap for $\Omega < 2\Delta_f$, an essential signature of zero temperature superconductivity [46]. In order to evaluate the imaginary part of Eq. (12), one has to regularize the formula by subtracting the normal metal contribution at zero frequency [45]. The result can be approximated by $\sigma_{\text{MB}}/\sigma_N \simeq \pi\Delta_f/\Omega$ for $\Omega \ll 2\Delta_f$; $\lim_{\Omega \rightarrow 0} [-i\Omega\sigma_{\text{MB}}(\Omega)]$ is proportional to the superfluid density. Despite the simplifying assumptions made to obtain the Mattis-Bardeen formula, the finite temperature version is consistent with experimental observations for BCS superconductors [46].

B. Weak quench: Phase II

The long-time steady state of phase II can be expressed in terms of time-dependent coherence factors. These satisfy the asymptotic Bogoliubov-de Gennes equation,

$$i\frac{d}{dt} \begin{bmatrix} u_{\mathbf{k}}(t) \\ v_{\mathbf{k}}(t) \end{bmatrix} = \begin{bmatrix} -\xi_{\mathbf{k}} & \Delta_{\infty} \\ \Delta_{\infty} & \xi_{\mathbf{k}} \end{bmatrix} \begin{bmatrix} u_{\mathbf{k}}(t) \\ v_{\mathbf{k}}(t) \end{bmatrix}, \quad (13)$$

where $\xi_{\mathbf{k}} = \varepsilon_{\mathbf{k}} - \mu_{\infty}$, and μ_{∞} and Δ_{∞} are the long time asymptotic values of the nonequilibrium chemical potential and the order parameter, respectively.

The state is a pure BCS product wavefunction at all times,

$$|\Psi_{II}(t)\rangle = \prod_{\mathbf{k}} [u_{\mathbf{k}}(t) + v_{\mathbf{k}}(t)s_{\mathbf{k}}^+] |0\rangle. \quad (14)$$

The time-dependent coherence factors are

$$u_{\mathbf{k}}(t) = \sqrt{1 - n_{\mathbf{k}}} u_{\mathbf{k}}^{(0)} e^{i\varepsilon_{\mathbf{k}}t} - \sqrt{n_{\mathbf{k}}} v_{\mathbf{k}}^{(0)} e^{-i\varepsilon_{\mathbf{k}}t}, \quad (15a)$$

$$v_{\mathbf{k}}(t) = \sqrt{1 - n_{\mathbf{k}}} v_{\mathbf{k}}^{(0)} e^{i\varepsilon_{\mathbf{k}}t} + \sqrt{n_{\mathbf{k}}} u_{\mathbf{k}}^{(0)} e^{-i\varepsilon_{\mathbf{k}}t}, \quad (15b)$$

where $n_{\mathbf{k}}$ is the nonequilibrium quasiparticle distribution function (see Appendix C) and $\mathcal{E}_{\mathbf{k}} \equiv \sqrt{\xi_{\mathbf{k}}^2 - \Delta_{\infty}^2}$. The time-independent coherence factors are

$$u_{\mathbf{k}}^{(0)} \equiv \sqrt{\frac{\mathcal{E}_{\mathbf{k}} + \xi_{\mathbf{k}}}{2\mathcal{E}_{\mathbf{k}}}}, \quad v_{\mathbf{k}}^{(0)} \equiv -\sqrt{\frac{\mathcal{E}_{\mathbf{k}} - \xi_{\mathbf{k}}}{2\mathcal{E}_{\mathbf{k}}}}. \quad (16)$$

One can compute the two-time paramagnetic current polarization function for any BCS state of the form in Eq. (14); the result is given by Eq. (B6). The current polarization function $\Pi(t, t'; \mathbf{q})$ corresponding to Eq. (14) is a function separately of t and t' . For the optical conductivity in the long-time asymptotic state, we only retain terms that can be expressed as functions of $t - t'$; terms

that oscillate with $(t + t')/2$ average out. The Mattis-Bardeen version of the ac conductivity then follows,

$$\sigma_{\text{II}} = \sigma_{\text{II},a} + \sigma_{\text{II},b} \quad (17a)$$

$$\sigma_{\text{II},a} = -\frac{i\sigma_N}{\pi\Omega} \int d\varepsilon_1 d\varepsilon_2 \times \left\{ \begin{aligned} & (1 - n_1)(1 - n_2) \\ & \times [u_1^{(0)} u_1^{(0)} v_2^{(0)} v_2^{(0)} - u_1^{(0)} v_1^{(0)} v_2^{(0)} u_2^{(0)}] \\ & - n_1 n_2 [v_1^{(0)} v_1^{(0)} u_2^{(0)} u_2^{(0)} - v_1^{(0)} u_1^{(0)} u_2^{(0)} v_2^{(0)}] \end{aligned} \right\} \times \left[\frac{1}{\Omega + i\eta + \mathcal{E}_1 + \mathcal{E}_2} - \frac{1}{\Omega + i\eta - \mathcal{E}_1 - \mathcal{E}_2} \right], \quad (17b)$$

$$\sigma_{\text{II},b} = -\frac{i\sigma_N}{\pi\Omega} \int d\varepsilon_1 d\varepsilon_2 (1 - n_1) n_2 \times \left[\begin{aligned} & u_1^{(0)} u_1^{(0)} u_2^{(0)} u_2^{(0)} + v_1^{(0)} v_1^{(0)} v_2^{(0)} v_2^{(0)} \\ & + 2v_1^{(0)} u_1^{(0)} v_2^{(0)} u_2^{(0)} \end{aligned} \right] \times \left[\frac{1}{\Omega + i\eta + \mathcal{E}_1 - \mathcal{E}_2} - \frac{1}{\Omega + i\eta - \mathcal{E}_1 + \mathcal{E}_2} \right]. \quad (17c)$$

Here

$$\mathcal{E}_a \equiv \sqrt{\varepsilon_a^2 + \Delta_{\infty}^2}, \quad u_a \equiv \sqrt{\frac{\mathcal{E}_a + \varepsilon_a}{2\mathcal{E}_a}}, \quad v_a \equiv -\sqrt{\frac{\mathcal{E}_a - \varepsilon_a}{2\mathcal{E}_a}}, \quad (18)$$

and $n_a = n(\varepsilon_a)$ is the nonequilibrium quasiparticle distribution function. The energy $(\varepsilon_{1,2})$ integrations each run over the real line; the chemical potential can be set equal to zero for the constant (disorder-averaged) density of states.

The Mattis-Bardeen conductivity consists of two components. $\sigma_{\text{II},a}$ contains “ground state Cooper pair” and “excited state Cooper pair” contributions proportional to $(1 - n_1)(1 - n_2)$ and $n_1 n_2$, respectively. The real part of $\sigma_{\text{II},a}$ is zero for $\Omega < 2\Delta_{\infty}$, while $\sigma_{\text{II},b}$ contributes to all frequencies. In fact, Eq. (17) turns out to be identical to the form obtained in thermal equilibrium at temperature T [45] if we replace $\Delta(T) \rightarrow \Delta_{\infty}$ and the thermal quasiparticle distribution function by the nonequilibrium one $n_{\mathbf{k}}$; see Eqs. (C4)–(C7).

The real and imaginary parts of the ac conductivity for asymptotic phase II states are summarized in Figs. 5 and 6. The detailed calculations are discussed in Appendix C. Since the results depend upon both Δ_{∞} and the full nonequilibrium distribution function $n_{\mathbf{k}}$, we employ the exact analytical result for the latter that applies to instantaneous interaction quenches. We expect that the results are qualitatively unchanged for the THz pump quench. For interaction strength quenches, it is useful to introduce the quench parameter β to locate the position in the phase diagram. This is defined via

$$\beta \equiv 2 \left(\frac{1}{G_f} - \frac{1}{G_i} \right), \quad (19)$$

where G_i (G_f) is the interaction strength of the pre-quench (post-quench) Hamiltonian. For a 2D particle-hole symmetric superconductor with a uniform density of states, $\beta_c = \pi$ is the critical point that separates phase I ($\beta > \beta_c$) and phase II [21, 22]. The real part of the ac conductivity is very similar to that of a finite temperature superconductor with optical gap $2\Delta(T)$ replaced by $2\Delta_\infty$. With a quench parameter $\beta < \beta_c$, a peak arises at zero frequency, identical to the equilibrium situation with $T < T_c$. When the quench strength β approaches β_c , the ac conductivity converges to the normal metal result. The imaginary part of the conductivity exhibits $1/\Omega$ behavior for $\Omega \ll 2\Delta_\infty$. We fit the imaginary part to

$$\text{Im}[\sigma_{\text{II}}(\Omega)]/\sigma_N = \frac{C(\beta)\Delta_\infty}{\Omega}. \quad (20)$$

In Fig. 6, the prefactor $C(\beta)$ as a function of the quench parameter β is plotted. For $0 < \beta \ll \beta_c$, $C(\beta) \approx \pi$ (which is the equilibrium result for $T \ll T_c$). $C(\beta)$ deviates from π as β approaches β_c ; the exact behavior depends upon the explicit form of the nonequilibrium quasiparticle distribution function $n(\varepsilon)$.

C. Strong quench: Phase I

For strong quenches, the order parameter vanishes to zero dynamically. In Eq. (16), $\mathcal{E}_{\mathbf{k}}$ reduces to $|\xi_{\mathbf{k}}|$. Moreover, the time-dependent coherence factors in Eq. (15a) and (15b) become

$$u_{\mathbf{k}}(t) = \sqrt{1 - n_{\mathbf{k}}} e^{i\xi_{\mathbf{k}}t}, \quad (21a)$$

$$v_{\mathbf{k}}(t) = \sqrt{n_{\mathbf{k}}} e^{-i\xi_{\mathbf{k}}t}. \quad (21b)$$

The Mattis-Bardeen conductivity for phase I is

$$\sigma_{\text{I}}(\Omega) = -\frac{i\sigma_N}{\pi\Omega} \int d\varepsilon_1 d\varepsilon_2 (1 - n_1) n_2 \times \left[\frac{1}{\Omega + i\eta + \varepsilon_1 - \varepsilon_2} - \frac{1}{\Omega + i\eta - \varepsilon_1 + \varepsilon_2} \right], \quad (22)$$

where we have used the same short-hand notations as in Eq. (17).

Eq. (22) depends only on the nonequilibrium distribution function $n(\varepsilon_a)$. For an interaction quench, this is known explicitly and takes the same for as in phase II [22]. One can show that the real part of Eq. (22) is equal to σ_N and the imaginary part vanishes, so long as $n(\varepsilon)$ decays faster than $1/|\varepsilon|$ in the limit $|\varepsilon| \rightarrow \infty$. This is true for all phase I interaction quenches, including the quench to zero pairing strength. In the latter case the result can be obtained analytically. Since the pump-pulse quench induces phase I mainly by twisting pseudospins near the Fermi surface, and does so at much lower energy densities than an interaction quench (demonstrated in Sec. V, below), we unfortunately conclude that the optical conductivity will not distinguish a thermalized normal metallic state from the quantum coherent phase I of gapless superconductivity.

D. Relation to experiments

In the pump-probe experiments [3, 7], the value of the superconducting order parameter $\Delta(t)$ was extracted from the kink in the real part of the measured optical conductivity. Our results (Fig. 5) confirmed that this interpretation is consistent for the coherent nonequilibrium steady states discussed here. We only compute the long time asymptotic behavior in this work, but the full two-time paramagnetic current polarization function necessary to monitor linear response at all times can be determined using the Mattis-Bardeen version of Eq. (B6). We have neglected inelastic processes such as electron-acoustic-phonon scattering that are ultimately responsible for thermalization.

V. INTERNAL ENERGY OF NONEQUILIBRIUM STATES

So far, we have only considered the post-pump dynamics of an integrable model for nonequilibrium superconductivity, i.e. time evolution according to the reduced BCS Hamiltonian in Eq. (1). Real superconductors contain many integrability-breaking perturbations such as inelastic electron-optical-phonon and electron-acoustic-phonon scattering, as well as Cooper pair breaking due to residual quasiparticle interactions. Thermalization to an equilibrium state always occurs on sufficiently long time scales; the novelty of the ultrafast “pump quench” in [3] is the ability to probe many-body dynamics on time scales shorter than this (i.e., within the pre-thermalization plateau). Of recent interest [51–53] are two different thermalization schemes: (a) The system thermalizes as a generic (nonintegrable), but closed system, and (b) The system equilibrates with the external heat bath.

Here we pose the following interesting thermalization

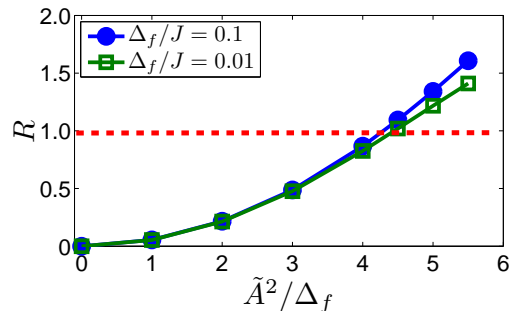


FIG. 7. The R -ratio for the pump-pulse quench. We consider the square lattice with linear system size $L = 1000$ at quarter filling. The red dashed line marks $R = 1$. The phase II-I boundary is at $\tilde{A}^2/\Delta_f \approx 5.5$ ($\tilde{A}^2/\Delta_f \approx 4.5$) for $\Delta_f/J = 0.1$ ($\Delta_f/J = 0.01$). In particular, the ratio $R \approx 1$ at the phase boundary ($\tilde{A}^2/\Delta_f \approx 4.5$) for $\Delta_f/J = 0.01$. All the phase I states show $R > 1$. The polarization angle $\alpha = 0$.

scenario. Suppose the pump-quench-induced nonequilibrium superconductor thermalizes to an equilibrium state *before* the external bath acts to absorb the excess heat. Since the pump dumps a large amount of energy into the system, the thermalized state can be either an equilibrium superconductor with $T < T_c$, or a normal metal. We can distinguish these alternatives by comparing the injected internal energy of the nonequilibrium superconducting pure state to the internal energy of the equilibrium superconductor at the critical temperature, relative to the ground state (zero temperature) energy. We define the “ R -ratio” as follows,

$$R \equiv \frac{\langle \hat{H}_f \rangle_\Psi - \langle \hat{H}_f \rangle_0}{\langle \hat{H}_f \rangle_{T_c} - \langle \hat{H}_f \rangle_0}, \quad (23)$$

where $\langle \hat{H}_f \rangle_\Psi$ denotes the expectation of the post-quench Hamiltonian in the pumped state, $\langle \hat{H}_f \rangle_0$ is the ground state energy of the post-quench Hamiltonian, and $\langle \hat{H}_f \rangle_{T_c}$ is the thermal average of the post-quench Hamiltonian (internal energy density) at the critical temperature. The post-quench Hamiltonian \hat{H}_f corresponds to Eq. (1) with $\mathbf{A} = 0$. If the nonequilibrium state carries more energy than the energy of a critical superconductor ($R > 1$), the system will thermalize to a normal state. Otherwise, it will thermalize to a finite temperature superconductor ($R < 0$).

For the pump pulse quench, we plot the R -ratio as a function of the pump energy in Fig. 7. We found that all

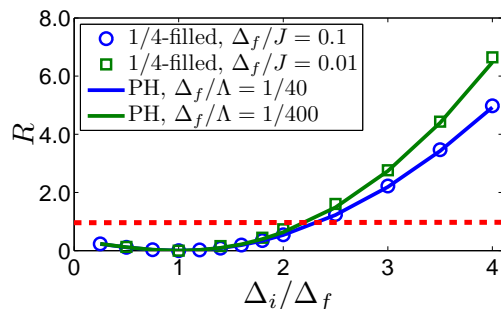


FIG. 8. The R -ratio for the interaction quench. The blue circles (green squares) correspond to a quarter-filled square lattice with $\Delta_f/J = 0.1$ ($\Delta_f/J = 0.01$). J is the strength of the nearest-neighbor hopping. The blue line (green line) corresponds to a 2D particle-hole symmetric model with $\Delta_f/\Lambda = 1/40$ ($\Delta_f/\Lambda = 1/400$). In the latter, the single particle energies are uniformly distributed over $-\Lambda$ to Λ . The red dashed line marks $R = 1$. The phase II-I boundary is at $\Delta_i/\Delta_f \approx 4.6$ ($\Delta_i/\Delta_f = e^{\pi/2} \approx 4.8$) for the quarter-filled square lattice (2D particle-hole symmetric model). All the data plotted here belong to phase II, and there is a sizable range with $R > 1$. All the phase I states show $R > 1$ in the interaction quench.

phase I states show $R > 1$. This indicates that thermalization in a closed system will not produce a superconducting equilibrium state. Some of the phase II states close to the phase boundary also show $R > 1$. The $R > 1$ region decreases for smaller Δ_f/J . Interestingly, the phase II-I boundary shows $R \approx 1$ for the smallest studied $\Delta_f/J = 0.01$.

In order to better understand the internal energy dependence of the nonequilibrium phases, we also compute the R -ratio for two types of interaction quenches: (a) 2D square lattice with quarter filling and (b) 2D uniform particle-hole symmetric model with a finite bandwidth 2Λ . Here, $\langle \hat{H}_f \rangle_\Psi$ denotes the expectation value of the post-quench Hamiltonian in the pre-quench ground state. The results are shown in Fig. 8. Although interaction quenches (a) and (b) give near identical values of R throughout most of phase II, both exceed $R = 1$ far from the phase II-phase I boundary. In other words, the injected internal energy of interaction quenches approaching phase I is *much larger* than for the pump pulse quench. It means that the internal energy alone is not a good indicator for the dynamical boundaries between the nonequilibrium phases. This is not surprising, because the integrable nonequilibrium BCS dynamics are constrained by an infinite number of conserved quantities.

The pump-pulse quench reaches phase I at much lower energy densities than the interaction quench. This is because the former strongly scrambles the Anderson pseudospin texture for states near the Fermi energy, but barely modifies those away from it; see Fig. 1. On the other hand, the interaction quenches affect all pseudospins regardless of the single particle energy. The interaction quench injects more energy than minimally required to generate nontrivial nonequilibrium dynamics. Due to the lower internal energy, one should expect that the window for observing nonequilibrium dynamics is larger in the pump pulse versus interaction quench protocols. In addition, the minimal required R -ratio might encode information about the phase II-I boundary. It is possible that $R = 1$ at the phase II-I boundary for the optimized initial state(s) without any “redundant” internal energy.

VI. DISCUSSION AND CONCLUSION

In this paper, inspired by the experiments in Refs. [3, 7] we have studied quantum quench dynamics following the exposure of a BCS superconductor to an intense, approximately monocycle THz pulse. We connected the “pump-pulse quench” protocol to the interaction quench protocol using the Lax reduction method [17, 18]. We constructed the quench phase diagram in Fig. 2. Ultrafast spectroscopy with intense THz sources opens a new vista for solid state physics: the study of coherent, many-body quantum dynamics.

Due to the large wavelength ($\approx 300 \mu\text{m}$) of the THz light, we assumed that the pump-pulse light couples to the entire system uniformly in space. Such coupling can be described in the Anderson pseudospin language. We focused on the second order (in vector potential amplitude) coupling, which is a curvature-dependent z -component effective magnetic field. We simulated the pump-pulse quench on a square lattice model at quarter-filling. We showed the possibility of accessing a gapless phase of fluctuating superconductivity (phase I) by increasing the pump energy.

To connect the pump-pulse quench to the existing experiments [2, 3, 7], we estimate the parameters including bandwidth, superconducting gap, and pump energy. The bandwidth of NbN is roughly 9.53eV [54]. One can estimate the tight binding parameter $J \sim 1.2 \text{ eV}$. The optical superconducting gap in NbN is $2\Delta = 5.2 \text{ meV}$. This gives $\Delta_f/J \sim 2 \times 10^{-3}$. In Ref. 3, the reported pump energies vary from $\tilde{A}^2 = 1\Delta_f - 5\Delta_f$ for generating nonequilibrium superconductivity in phase II. The phase diagram in Fig. 2 shows weak dependence upon the value of Δ_f/J . Our predicted phase boundary for the quarter-filled 2D square lattice model is $\tilde{A}^2 \approx 4.5\Delta_f$ with the polarization angle $\alpha = 0$. We expect that phase I can be generated with the comparable magnitude of pump energies in the THz pump-probe experiments.

Optical conductivity is the quantity measured in Refs. [2, 3, 7]. We computed the Mattis-Bardeen optical conductivity for dirty superconductors in phases II and I. The phase II result is the same as the prediction for an equilibrium superconductor with $T < T_c$, except that it depends on the asymptotic nonequilibrium order parameter Δ_∞ and the nonequilibrium quasiparticle distribution function. These results back up the gap-extraction procedures employed in the existing experiments [3, 7]. The phase I optical conductivity cannot be distinguished from a normal metal. In Appendix D, we show that the superfluid density (defined via the London penetration depth) also vanishes in phase I.

We have assumed integrable post-pump dynamics throughout this work. Integrability-breaking processes induce thermalization and limit the time window (pre-thermalization plateau) for observing quench dynamics. For example, phonons might modify the relaxation in a phase II superconductor [3, 26, 55]. A detailed study of thermalization and decoherence out of the far-from-equilibrium superconductor states discussed here remains a challenging project for future work. Based on the results in Sec. V, the pump-pulse quench is a much more efficient protocol for accessing nonlinear nonequilibrium dynamics, compared to interaction quenches. It would be interesting to try to reach other dynamical phases (e.g. the quench-generated Floquet phase III) by engineering different ultrafast excitation schemes. One possibility would be to design a sequence of pump pulses of variable duration and delays. Realizing the pump-pulse quench protocol in an ultracold fermion condensate might also yield more understanding for THz pump-probe ex-

periments.

ACKNOWLEDGEMENTS

We thank Maxim Dzero, Junichiro Kono, Ryo Shimano, and Emil Yuzbashyan for helpful discussions. This research was supported by the Welch Foundation grant No. C-1809 and by NSF CAREER grant no. DMR-1552327 (Y.-Z.C., Y.L., and M.S.F.). This work was also supported by NSF grant no. DMR-1001240, through the Simons Investigator award of the Simons Foundation, and by a Center for Theoretical Quantum Matter postdoctoral fellowship at University of Colorado Boulder (Y.-Z.C.).

Appendix A: Lax construction and spectral polynomial; twisted pseudospins

For a classical system consisted of N pseudospins, we define the Lax vector components [17],

$$L^z(u) \equiv \sum_{j=1}^N \frac{s_j^z}{u - \varepsilon_j} - \frac{1}{G}, \quad (\text{A1})$$

$$L^x(u) \equiv \sum_{j=1}^N \frac{s_j^x}{u - \varepsilon_j}, \quad L^y(u) \equiv \sum_{j=1}^N \frac{s_j^y}{u - \varepsilon_j}, \quad (\text{A2})$$

where G is the strength of the BCS interaction in Eq. (1) and u denotes a complex parameter. The Lax norm is defined as

$$\tilde{L}^2(u) = [L^x(u)]^2 + [L^y(u)]^2 + [L^z(u)]^2. \quad (\text{A3})$$

We impose the canonical Poisson bracket relation for the pseudospins,

$$\{s_j^a, s_k^b\} = \delta_{j,k} \epsilon^{abc} s_j^c. \quad (\text{A4})$$

Based on the above condition, one can show that the Lax vector components satisfy

$$\{L^a(u), L^b(v)\} = -\epsilon^{abc} \left[\frac{L^c(u) - L^c(v)}{u - v} \right], \quad (\text{A5})$$

$$\{\tilde{L}^2(u), \tilde{L}^2(v)\} = 0. \quad (\text{A6})$$

We define the spectral polynomial

$$\mathcal{Q}_{2N}(u) \equiv G^2 \prod_j^N (u - \varepsilon_j)^2 \tilde{L}^2(u). \quad (\text{A7})$$

$\mathcal{Q}_{2N}(u)$ is a polynomial of degree $2N$ in the parameter u ; it is conserved under evolution by the BCS Hamiltonian in Eq. (1) with $\mathbf{A} = 0$. The spectral polynomial for the

BCS ground state can be written as

$$\mathcal{Q}_{2N}(u) = \left(\frac{G}{2}\right)^2 \left[(u - \mu)^2 + |\Delta_f|^2\right] \mathcal{P}_{N-1}^2(u), \quad (\text{A8})$$

$$\mathcal{P}_{N-1}(u) = \left[\prod_j (u - \varepsilon_j) \right] \mathcal{F}(u), \quad (\text{A9})$$

$$\mathcal{F}(u) = \sum_j \frac{1}{(u - \varepsilon_j) \sqrt{\varepsilon_j^2 + |\Delta_f|^2}}. \quad (\text{A10})$$

There are $2(N - 1)$ real roots and 2 complex roots in \mathcal{Q}_{2N} . The two complex roots (isolated roots) encode the ground state BCS gap Δ_f ,

$$u_0^\pm = \mu \pm i|\Delta_f|. \quad (\text{A11})$$

For interaction quenches, it has been shown that most of the roots of the spectral polynomial lie along the real axis in the thermodynamic limit. The complex roots (isolated roots) determine the asymptotic long time behavior $\Delta(t)$ following the quench. The procedure used to extract this behavior is called Lax reduction [20]. Interaction quenches from a BCS initial state exhibit 0, 1, or 2 pairs of isolated roots, associated to exactly solvable 0, 1, or 2 collective-pseudospin problems [20–22]. These respectively correspond to phases I, II, and III discussed in Sec. II A. In phase II, Δ_∞ is encoded in the single isolated root pair $u_0^\pm = \mu_\infty \pm i\Delta_\infty$, where μ_∞ is the effective nonequilibrium chemical potential.

As demonstrated by the Anderson pseudospin textures exhibited in Fig. 1, the main effect of the THz pump pulse is to twist pseudospins along the Fermi surface in the xy pseudospin plane. This “scrambling” induces an asymptotic Δ_∞ which is strictly less than the ground state gap Δ_f , as shown in the dynamical phase diagram Fig. 2.

We can mimic the pump-induced twisting with the following simple construction. We consider a situation such that the x - and y -components of the pseudospin texture are deformed relative to the BCS ground state configuration. We write down the Lax vector as a sum over equal energy sectors,

$$\vec{L}(u) \equiv \sum_{j=1}^N \frac{\vec{s}_j}{u - \varepsilon_j} - \frac{\hat{z}}{G} \quad (\text{A12})$$

$$\rightarrow \sum_n \sum_{k_n} \frac{\vec{s}_{k_n}}{u - e_n} - \frac{\hat{z}}{G} = \sum_n \frac{\vec{M}_n}{u - e_n} - \frac{\hat{z}}{G}, \quad (\text{A13})$$

where e_n indicates the n^{th} distinct energy level, \vec{s}_{k_n} is the k_n^{th} spin with energy e_n , and \vec{M}_n is the net polarization of the spins with energy e_n .

The Lax vector for the twisted configuration is defined

via

$$L_t^{x,y}(u) = \sum_n \frac{\lambda_n M_n^{x,y}}{u - e_n} \quad (\text{A14})$$

$$= \sum_n \sum_{k_n} \frac{1}{u - e_n} \left[\frac{-1}{2} \frac{\lambda_n \Delta^{x,y}}{\sqrt{(e_n - \mu)^2 + |\Delta_f|^2}} \right],$$

$$L_t^z(u) = L^z(u), \quad (\text{A15})$$

where $\lambda_n < 1$ characterizes the degree of twisting in the sector of single energy e_n . For simplicity we take $\lambda_n = \lambda$ (independent of e_n). Then the spectral polynomial for the twisted texture can be written as

$$\mathcal{Q}_{2N}(u) = \left(\frac{G}{2}\right)^2 \left[(u - \mu)^2 + \lambda^2 |\Delta_f|^2\right] \mathcal{P}_{N-1}^2(u), \quad (\text{A16})$$

where $\mathcal{P}_{N-1}(u)$ is the same degree $N - 1$ polynomial that appears in the ground state [Eq. (A9)]. The isolated roots give $u_0^\pm = \mu \pm i\lambda|\Delta_f|$. The asymptotic value of the order parameter is therefore $\lambda|\Delta_f| < |\Delta_f|$. This suggests that one can achieve phase I (effective 0 spin problem with $\Delta_\infty \rightarrow 0$) by increasing the degree of the twisting.

Appendix B: Linear response theory and Kubo formula

We obtain the general expression for the Kubo conductivity associated to a generic, time-evolving pure BCS product state in this section. In the continuum limit, the paramagnetic current operator is expressed as

$$\mathbf{J}(t, \mathbf{q}) = -\frac{e}{m} \sum_{\mathbf{k}, \sigma} \left(\mathbf{k} + \frac{\mathbf{q}}{2} \right) c_{\mathbf{k}\sigma}^\dagger(t) c_{\mathbf{k}+\mathbf{q}\sigma}(t), \quad (\text{B1})$$

where m is the effective mass of electron. Linear response theory gives

$$\langle J^\mu(t, \mathbf{q}) \rangle = -\frac{1}{c} \int_{-\infty}^t dt' \Pi_R^{\mu\nu}(t, t'; \mathbf{q}) A^\mu(t', \mathbf{q}), \quad (\text{B2})$$

where

$$\Pi_R^{\mu\nu}(t, t'; \mathbf{q}) \equiv -i \langle [J^\mu(t, \mathbf{q}), J^\nu(t', -\mathbf{q}')] \rangle_0 \theta(t - t') \quad (\text{B3})$$

is the retarded paramagnetic current polarization function. $A^\mu = (cE^\mu/i\Omega) \exp(-i\Omega t)$ is the vector potential for a monochromatic source with frequency Ω . The expectation $\langle \cdots \rangle_0$ is performed in terms of the initial BCS ground state, while the Heisenberg picture current operators incorporate the effects of the pump pulse as well as the subsequent free time-evolution under the BCS Hamiltonian.

In the ground state, $\Pi_R^{\mu\nu}(t, t'; \mathbf{q}) \equiv \Pi_R^{\mu\nu}(t - t', \mathbf{q})$ is translational invariant in time. The retarded polarization

function in the frequency-momentum space is [47]

$$\begin{aligned} \Pi_R^{\mu\nu}(\Omega, \mathbf{q}) = & -2 \left(\frac{e}{m}\right)^2 \sum_{\mathbf{k}} \left(k^\mu + \frac{q^\mu}{2}\right) \left(k^\nu + \frac{q^\nu}{2}\right) \\ & \times [u_{\mathbf{k}+\mathbf{q}}^* u_{\mathbf{k}+\mathbf{q}} v_{\mathbf{k}}^* v_{\mathbf{k}} - u_{\mathbf{k}+\mathbf{q}}^* v_{\mathbf{k}+\mathbf{q}} v_{\mathbf{k}}^* u_{\mathbf{k}}] \\ & \times \left[\frac{1}{\Omega + i\eta + E_{\mathbf{k}} + E_{\mathbf{k}+\mathbf{q}}} - \frac{1}{\Omega + i\eta - E_{\mathbf{k}} - E_{\mathbf{k}+\mathbf{q}}} \right]. \end{aligned} \quad (\text{B4})$$

The optical conductivity is

$$\sigma(\Omega) = \frac{i}{\Omega} \left[\lim_{\mathbf{q} \rightarrow 0} \Pi_R^{xx}(\Omega, \mathbf{q}) + \frac{e^2 n}{m} \right], \quad (\text{B5})$$

where the second term is the diamagnetic contribution. Since $\Pi_R^{\mu\nu}(\Omega, \mathbf{q} \rightarrow 0) = 0$, the real part of the optical conductivity is exactly zero for a clean (single band) superconductor. Low-temperature superconductors typically reside in the dirty limit due to the presence of quenched disorder. Relaxing momentum conservation in Eq. (B4) leads to the Mattis-Bardeen formulae [45].

For the BCS wavefunction in Eq. (14) with *generic* time-dependent coherence factors, the polarization function can be evaluated. The result is

$$\begin{aligned} \Pi_R^{\mu\nu}(t, t'; \mathbf{q}) = & -2i \left(\frac{e}{m}\right)^2 \sum_{\mathbf{k}; \sigma, \sigma'} \left(k^\mu + \frac{q^\mu}{2}\right) \left(k^\nu + \frac{q^\nu}{2}\right) \\ & \times \begin{bmatrix} u_{\mathbf{k}+\mathbf{q}}^*(t) u_{\mathbf{k}+\mathbf{q}}(t') v_{\mathbf{k}}^*(t) v_{\mathbf{k}}(t') \\ -u_{\mathbf{k}+\mathbf{q}}^*(t) v_{\mathbf{k}+\mathbf{q}}(t') v_{\mathbf{k}}^*(t) u_{\mathbf{k}}(t') \\ -(t \leftrightarrow t') \end{bmatrix} \\ & \times \theta(t - t'). \end{aligned} \quad (\text{B6})$$

Again this vanishes for $\mathbf{q} \rightarrow 0$. Since it applies to any state of BCS form, Eq. (B6) determines the paramagnetic current polarization function for all three phases (I, II, III) of quench-induced nonequilibrium superconductivity, reviewed in Sec. II A. In the asymptotic steady state (quasi-steady state) of phases II or I (phase III), we can average $\Pi_R^{\mu\nu}(t, t'; \mathbf{q})$ over the center-of-time $(t + t')/2$ to obtain an effective formula that depends only on $t - t'$ (similar to the ground state). Incorporating disorder ala Mattis and Bardeen, one obtains the frequency-dependent optical conductivity for these nonequilibrium phases.

Appendix C: Mattis-Bardeen conductivity in phases II and I

We express the nonequilibrium quasiparticle distribution function $n_{\mathbf{k}}$ in terms of a function $\gamma(\mathbf{k})$ via $n_{\mathbf{k}} = [1 + \gamma(\mathbf{k})]/2$. For an interaction quench with strength β [Eq. (19)] and initial BCS gap Δ_i , the latter is given by [22, 27]

$$\begin{aligned} \gamma(\varepsilon_{\mathbf{k}}) = & s(\varepsilon_{\mathbf{k}}) |\gamma(\varepsilon_{\mathbf{k}})|, \\ |\gamma(\varepsilon_{\mathbf{k}})| = & \sqrt{1 - \frac{\left[\mathcal{N}(\varepsilon_{\mathbf{k}}) - \sqrt{\mathcal{N}^2(\varepsilon_{\mathbf{k}}) - \left[\frac{2\pi\tilde{\nu}(\varepsilon_{\mathbf{k}})\Delta_i\beta}{E_i(\varepsilon_{\mathbf{k}})} \right]^2} \right]^2}{2[\pi\tilde{\nu}(\varepsilon_{\mathbf{k}})]^2}}}, \end{aligned} \quad (\text{C1})$$

where

$$\tilde{\nu}(\varepsilon) \equiv \frac{\nu(\varepsilon)}{\nu(\varepsilon_F)}$$

is the dimensionless density of states (ε_F is the Fermi energy) and $E_i(\varepsilon) = \sqrt{(\varepsilon - \mu_i)^2 + \Delta_i^2}$, where $\mu_i \simeq \varepsilon_F$ is the prequench chemical potential. The function $\mathcal{N}(\varepsilon)$ is given by

$$\mathcal{N}(\varepsilon) = [(\varepsilon - \mu_i) f_R(\varepsilon) + \beta]^2 + [\Delta_i f_R(\varepsilon)]^2 + \pi^2 \tilde{\nu}^2(\varepsilon), \quad (\text{C2})$$

where

$$f_R(u) = \mathcal{P} \int d\varepsilon \frac{\tilde{\nu}(\varepsilon)}{(u - \varepsilon) \sqrt{(\varepsilon - \mu_i)^2 + \Delta_i^2}}. \quad (\text{C3})$$

Finally, the function $s(\varepsilon) = \pm 1$ in Eq. (C1) determines the sign of $\gamma(\varepsilon)$. Eq. (C1) applies to interaction quenches in all three dynamical phases I, II, and III, but the sign $s(\varepsilon) = \pm 1$ must be carefully determined for any quench such that γ is a smooth function of ε . This is relevant for phase I quenches, since $\gamma(\varepsilon) \rightarrow +1$ [$\gamma(\varepsilon) \rightarrow -1$] for states far below (above) the Fermi energy.

The Mattis-Bardeen version of Eq. (B6) for the phase II coherence factors [Eq. (15)] was given above by Eq. (17). Using $\sigma_{\text{II}} = \sigma_{\text{II},a} + \sigma_{\text{II},b}$, Eq. (17) can be rewritten as

$$\text{Re}[\sigma_{\text{II},a}](\Omega) = \frac{\sigma_N}{8\Omega} \int d\varepsilon_1 d\varepsilon_2 [\gamma_1 + \gamma_2] \left[1 - \frac{\Delta_\infty^2}{\varepsilon_1 \varepsilon_2} \right] [\delta(\Omega + \varepsilon_1 + \varepsilon_2) - \delta(\Omega - \varepsilon_1 - \varepsilon_2)], \quad (\text{C4})$$

$$\text{Im}[\sigma_{\text{II},a}](\Omega) = \frac{\sigma_N}{8\pi\Omega} \int d\varepsilon_1 d\varepsilon_2 [\gamma_1 + \gamma_2] \left[1 - \frac{\Delta_\infty^2}{\varepsilon_1 \varepsilon_2} \right] \left[\frac{\Omega + \varepsilon_1 + \varepsilon_2}{(\Omega + \varepsilon_1 + \varepsilon_2)^2 + \eta^2} - \frac{\Omega - \varepsilon_1 - \varepsilon_2}{(\Omega - \varepsilon_1 - \varepsilon_2)^2 + \eta^2} \right], \quad (\text{C5})$$

$$\text{Re}[\sigma_{\text{II},b}](\Omega) = \frac{\sigma_N}{8\Omega} \int d\varepsilon_1 d\varepsilon_2 [\gamma_1 - \gamma_2] \left[1 + \frac{\Delta_\infty^2}{\varepsilon_1 \varepsilon_2} \right] [\delta(\Omega + \varepsilon_1 - \varepsilon_2) - \delta(\Omega - \varepsilon_1 + \varepsilon_2)], \quad (\text{C6})$$

$$\text{Im}[\sigma_{\text{II},b}](\Omega) = \frac{\sigma_N}{8\pi\Omega} \int d\varepsilon_1 d\varepsilon_2 [\gamma_1 - \gamma_2] \left[1 + \frac{\Delta_\infty^2}{\varepsilon_1 \varepsilon_2} \right] \left[\frac{\Omega + \varepsilon_1 - \varepsilon_2}{(\Omega + \varepsilon_1 - \varepsilon_2)^2 + \eta^2} - \frac{\Omega - \varepsilon_1 + \varepsilon_2}{(\Omega - \varepsilon_1 + \varepsilon_2)^2 + \eta^2} \right], \quad (\text{C7})$$

where short-hand notations have been used. E.g., $\mathcal{E}_a \equiv \mathcal{E}(\varepsilon_a)$ and $\gamma_a \equiv \gamma(\varepsilon_a)$ with $a = 1, 2$. Eqs. (C4)–(C7) are identical to the finite temperature T Mattis-Bardeen result [45] if we replace $\Delta(T) \rightarrow \Delta_\infty$ and the thermal distribution function by $n(\varepsilon) = [1 + \gamma(\varepsilon)]/2$. The imaginary part of the conductivity in Eqs. (C5) and (C7) contains a UV-divergent contribution that can be regularized by subtracting the normal metal contribution at $\Omega = 0$ [45].

In the dirty limit captured by the Mattis-Bardeen formulae, the phase II distribution function $\gamma(\varepsilon)$ is taken to be that of a particle-hole symmetric metal with a constant density of states. This gives Eq. (C1) with $\tilde{\nu}(\varepsilon) = 1$ and $s(\varepsilon) = -1$.

For a phase I interaction quench, $\gamma(\varepsilon)$ is still given by Eq. (C1), but now we must take $s(\varepsilon) = -\text{sgn}(\varepsilon)$. The Mattis-Bardeen formula Eq. (22) is

$$\text{Re}[\sigma_I](\Omega) = \frac{\sigma_N}{4\Omega} \int d\varepsilon_1 d\varepsilon_2 [\gamma(\varepsilon_1) - \gamma(\varepsilon_2)] [\delta(\Omega + \varepsilon_1 - \varepsilon_2) - \delta(\Omega - \varepsilon_1 + \varepsilon_2)], \quad (\text{C8})$$

$$\text{Im}[\sigma_I](\Omega) = \frac{\sigma_N}{4\pi\Omega} \int d\varepsilon_1 d\varepsilon_2 [\gamma(\varepsilon_1) - \gamma(\varepsilon_2)] \left[\frac{\Omega + \varepsilon_1 - \varepsilon_2}{(\Omega + \varepsilon_1 - \varepsilon_2)^2 + \eta^2} - \frac{\Omega - \varepsilon_1 + \varepsilon_2}{(\Omega - \varepsilon_1 + \varepsilon_2)^2 + \eta^2} \right]. \quad (\text{C9})$$

The imaginary part of the conductivity again needs to be regularized by subtracting the normal metal contribution at $\Omega = 0$. In the quench to zero pairing strength [free fermion limit, $G_f = 0$ and $\beta \rightarrow \infty$ in Eq. (19)], the phase I distribution function reduces to

$$\lim_{\beta \rightarrow \infty} [\gamma(\varepsilon)] = -\frac{\varepsilon - \mu_i}{\sqrt{(\varepsilon - \mu_i)^2 + \Delta_i^2}}. \quad (\text{C10})$$

The free fermion quench results can be evaluated analytically. For the generic situation, one must evaluate the optical conductivity numerically. As discussed in the text, the phase I conductivity is identical to the conductivity of a normal state.

Appendix D: Vanishing superfluid density in phase I

In this appendix, we show that the superfluid density that determines the London penetration depth vanishes in phase I. This is consistent with the observation that the Mattis-Bardeen optical conductivity is that of a normal metal (Secs. II C and IV C), although the optical conductivity and Meissner effect obtain from different (and in general non-commuting) limits of the paramagnetic current-current correlation function.

To be precise, we consider the linear response to a static vector potential $\mathbf{A}(\mathbf{q})$ in the asymptotic post-quench steady state. We will compute the screening current in the clean 2D square lattice model employed in the pump-pulse quench, but our results are more general. The current is

$$\langle J^\mu(\mathbf{q}) \rangle = -\frac{1}{c} \Pi_R^{\mu\nu}(\Omega = 0, \mathbf{q}) A^\nu(\mathbf{q}) + \langle J_2^\mu(\mathbf{q}) \rangle, \quad (\text{D1})$$

$$\langle J_2^\mu(\mathbf{q} \rightarrow 0) \rangle = -\frac{Je^2}{c} \sum_{\sigma, \lambda} \int \frac{d^2 k}{(2\pi)^2} \int_{-\infty}^{\infty} dt \langle c_{\mathbf{k}, \sigma}^\dagger(t) c_{\mathbf{k}, \sigma}(t) \rangle \cos(\mathbf{k} \cdot \mathbf{V}_\lambda) V_\lambda^\mu V_\lambda^\nu A^\nu(t). \quad (\text{D2})$$

Here J is the hopping strength and V_λ^μ is a nearest-neighbor vector for the 2D square lattice; $1 \leq \lambda \leq 4$ indicates the four nearest-neighbor sites. The band energy is $\varepsilon_{\mathbf{k}}^{(\text{SL})} = -J \sum_\lambda \cos(\mathbf{k} \cdot \mathbf{V}_\lambda)$. In a generic time-dependent BCS state [Eq. (14)], the diamagnetic current J_2^μ can be evaluated using

$$\sum_\sigma \langle c_{\mathbf{k},\sigma}^\dagger(t) c_{\mathbf{k},\sigma}(t) \rangle = 2|v_{\mathbf{k}}(t)|^2. \quad (\text{D3})$$

In phase I, Eq. (21) implies that this is independent of time and gives $|v_{\mathbf{k}}(t)|^2 = n_{\mathbf{k}}$. Here $n_{\mathbf{k}}$ is the average electron occupation of the states $|\mathbf{k}, \uparrow\rangle$ and $|\mathbf{k}, \downarrow\rangle$. Thus

the diamagnetic current is

$$\langle J_2^\mu \rangle = -\frac{2e^2 J}{c} \sum_\lambda \int \frac{d^2 k}{(2\pi)^2} n_{\mathbf{k}} \cos(\mathbf{k} \cdot \mathbf{V}_\lambda) V_\lambda^\mu V_\lambda^\nu A^\nu. \quad (\text{D4})$$

For a generic time-evolving BCS state, the retarded paramagnetic current-current correlation function $\Pi_R^{\mu\nu}(t, t'; \mathbf{q})$ is the lattice version of Eq. (B6). Using the phase I coherence factors [Eq. (21)] gives a function only of $(t - t')$. The zero frequency Fourier transform on the square lattice is

$$\Pi_R^{\mu\nu}(\Omega = 0, \mathbf{q}) = -2(eJ)^2 \sum_{\lambda, \lambda'} \int \frac{d^2 k}{(2\pi)^2} V_\lambda^\mu V_{\lambda'}^\nu \sin\left[\left(\mathbf{k} + \frac{\mathbf{q}}{2}\right) \cdot \mathbf{V}_\lambda\right] \sin\left[\left(\mathbf{k} + \frac{\mathbf{q}}{2}\right) \cdot \mathbf{V}_{\lambda'}\right] (n_{\mathbf{k}} - n_{\mathbf{k}+\mathbf{q}}) \frac{1}{\varepsilon_{\mathbf{k}+\mathbf{q}}^{(\text{SL})} - \varepsilon_{\mathbf{k}}^{(\text{SL})}}. \quad (\text{D5})$$

Now, we assume that $n_{\mathbf{k}} = n(\varepsilon_{\mathbf{k}}^{(\text{SL})})$ only. This is certainly true for an interaction quench; we also expect it to hold for the pump-pulse quench, since the main effect of the pump is to twist Anderson pseudospins in the xy plane. In the $\mathbf{q} \rightarrow 0$ limit, this gives

$$\Pi_R^{\mu\nu} = 2(eJ)^2 \sum_{\lambda, \lambda'} \int \frac{d^2 k}{(2\pi)^2} V_\lambda^\mu V_{\lambda'}^\nu \sin(\mathbf{k} \cdot \mathbf{V}_\lambda) \sin(\mathbf{k} \cdot \mathbf{V}_{\lambda'}) n'(\varepsilon_{\mathbf{k}}^{(\text{SL})}), \quad (\text{D6})$$

where $n'(\varepsilon) = (d/d\varepsilon) n(\varepsilon)$. Eq. (D1) becomes

$$\langle J^\mu \rangle = -\frac{2e^2 J}{c} \int \frac{d^2 k}{(2\pi)^2} \left\{ \sum_\lambda V_\lambda^\mu \sin(\mathbf{k} \cdot \mathbf{V}_\lambda) \left[\frac{\partial}{\partial k^\nu} n(\varepsilon_{\mathbf{k}}^{(\text{SL})}) \right] + \sum_\lambda V_\lambda^\mu V_\lambda^\nu \cos(\mathbf{k} \cdot \mathbf{V}_\lambda) n(\varepsilon_{\mathbf{k}}^{(\text{SL})}) \right\} A^\nu = 0. \quad (\text{D7})$$

The last equality follows after integrating by parts.

Our result is different from that obtained previously in Ref. [22], which found that the superfluid density is half that of the superconducting ground state. We have verified our result that the superfluid density vanishes in phase I for the continuum particle-hole symmetric model as well. Moreover, we have also computed the superfluid density in phase II; we omit details here.

We find that the superfluid density deviates from the ground state value (equal to the total electron density) for any nonzero quench in phase II, and goes to zero as the quench strength approaches the dynamical phase II-phase I boundary. These results are completely consistent with our findings for the Mattis-Bardeen (dirty limit) optical conductivity in phases II and I.

-
- [1] D. Fausti, R. Tobey, N. Dean, S. Kaiser, A. Dienst, M. C. Hoffmann, S. Pyon, T. Takayama, H. Takagi, and A. Cavalleri, *science* **331**, 189 (2011).
 - [2] R. Matsunaga and R. Shimano, *Phys. Rev. Lett.* **109**, 187002 (2012).
 - [3] R. Matsunaga, Y. I. Hamada, K. Makise, Y. Uzawa, H. Terai, Z. Wang, and R. Shimano, *Phys. Rev. Lett.* **111**, 057002 (2013).
 - [4] R. Matsunaga, N. Tsuji, H. Fujita, A. Sugioka, K. Makise, Y. Uzawa, H. Terai, Z. Wang, H. Aoki, and R. Shimano, *Science* **345**, 1145 (2014).
 - [5] W. Hu, S. Kaiser, D. Nicoletti, C. R. Hunt, I. Gierz,

-
- M. C. Hoffmann, M. Le Tacon, T. Loew, B. Keimer, and A. Cavalleri, *Nature materials* **13**, 705 (2014).
 - [6] R. Mankowsky, M. Först, T. Loew, J. Porras, B. Keimer, and A. Cavalleri, *Phys. Rev. B* **91**, 094308 (2015).
 - [7] R. Matsunaga and R. Shimano, in *SPIE OPTO* (International Society for Optics and Photonics, 2015) pp. 93611D–93611D.
 - [8] M. Mitrano, A. Cantaluppi, D. Nicoletti, S. Kaiser, A. Perucchi, S. Lupi, P. Di Pietro, D. Pontiroli, M. Riccò, S. R. Clark, *et al.*, *Nature* **530**, 461 (2016).
 - [9] D. Nicoletti and A. Cavalleri, *Advances in Optics and Photonics* **8**, 401 (2016).

- [10] M. Knap, M. Babadi, G. Refael, I. Martin, and E. Demler, arXiv preprint arXiv:1511.07874 (2015).
- [11] D. M. Kennes, E. Y. Wilner, D. R. Reichman, and A. J. Millis, arXiv preprint arXiv:1609.03802 (2016).
- [12] N. Tsuji and H. Aoki, Phys. Rev. B **92**, 064508 (2015).
- [13] P. W. Anderson, Phys. Rev. **112**, 1900 (1958).
- [14] A. Volkov and S. M. Kogan, Soviet Journal of Experimental and Theoretical Physics **38**, 1018 (1974).
- [15] P. B. Littlewood and C. M. Varma, Phys. Rev. Lett. **47**, 811 (1981).
- [16] R. A. Barankov, L. S. Levitov, and B. Z. Spivak, Phys. Rev. Lett. **93**, 160401 (2004).
- [17] E. A. Yuzbashyan, B. L. Altshuler, V. B. Kuznetsov, and V. Z. Enolskii, Phys. Rev. B **72**, 220503 (2005).
- [18] E. A. Yuzbashyan, B. L. Altshuler, V. B. Kuznetsov, and V. Z. Enolskii, Journal of Physics A: Mathematical and General **38**, 7831 (2005).
- [19] R. A. Barankov and L. S. Levitov, Phys. Rev. A **73**, 033614 (2006).
- [20] E. A. Yuzbashyan, O. Tsypliyatyev, and B. L. Altshuler, Phys. Rev. Lett. **96**, 097005 (2006).
- [21] R. A. Barankov and L. S. Levitov, Phys. Rev. Lett. **96**, 230403 (2006).
- [22] E. A. Yuzbashyan and M. Dzero, Phys. Rev. Lett. **96**, 230404 (2006).
- [23] V. Gurarie, Phys. Rev. Lett. **103**, 075301 (2009).
- [24] T. Papenkort, V. M. Axt, and T. Kuhn, Phys. Rev. B **76**, 224522 (2007).
- [25] T. Papenkort, T. Kuhn, and V. M. Axt, Phys. Rev. B **78**, 132505 (2008).
- [26] H. Krull, D. Manske, G. S. Uhrig, and A. P. Schnyder, Phys. Rev. B **90**, 014515 (2014).
- [27] E. A. Yuzbashyan, M. Dzero, V. Gurarie, and M. S. Foster, Phys. Rev. A **91**, 033628 (2015).
- [28] T. Cea, C. Castellani, and L. Benfatto, Phys. Rev. B **93**, 180507 (2016).
- [29] C. Varma, Journal of low temperature physics **126**, 901 (2002).
- [30] D. Pekker and C. Varma, Annual Review of Condensed Matter Physics **6**, 269 (2015).
- [31] T. Kinoshita, T. Wenger, and D. S. Weiss, Nature **440**, 900 (2006).
- [32] M. Rigol, V. Dunjko, V. Yurovsky, and M. Olshanii, Phys. Rev. Lett. **98**, 050405 (2007).
- [33] J. Demsar, R. D. Averitt, A. J. Taylor, V. V. Kabanov, W. N. Kang, H. J. Kim, E. M. Choi, and S. I. Lee, Phys. Rev. Lett. **91**, 267002 (2003).
- [34] M. Greiner, O. Mandel, T. W. Hänsch, and I. Bloch, Nature **419**, 51 (2002).
- [35] E. A. Yuzbashyan, V. B. Kuznetsov, and B. L. Altshuler, Phys. Rev. B **72**, 144524 (2005).
- [36] P. Calabrese and J. Cardy, Phys. Rev. Lett. **96**, 136801 (2006).
- [37] I. Bloch, J. Dalibard, and W. Zwerger, Rev. Mod. Phys. **80**, 885 (2008).
- [38] A. Polkovnikov, K. Sengupta, A. Silva, and M. Vengalattore, Rev. Mod. Phys. **83**, 863 (2011).
- [39] J. Eisert, M. Friesdorf, and C. Gogolin, Nature Physics **11**, 124 (2015).
- [40] M. S. Foster, M. Dzero, V. Gurarie, and E. A. Yuzbashyan, Phys. Rev. B **88**, 104511 (2013).
- [41] M. S. Foster, V. Gurarie, M. Dzero, and E. A. Yuzbashyan, Phys. Rev. Lett. **113**, 076403 (2014).
- [42] Y. Liao and M. S. Foster, Phys. Rev. A **92**, 053620 (2015).
- [43] Y. Dong, L. Dong, M. Gong, and H. Pu, Nature communications **6** (2015).
- [44] M. Dzero, M. Khodas, and A. Levchenko, Phys. Rev. B **91**, 214505 (2015).
- [45] D. C. Mattis and J. Bardeen, Phys. Rev. **111**, 412 (1958).
- [46] M. Tinkham, *Introduction to superconductivity* (Courier Corporation, 1996).
- [47] G. D. Mahan, *Many-particle physics* (Springer Science & Business Media, 1981).
- [48] Z. Dai and P. A. Lee, arXiv preprint arXiv:1608.01108 (2016).
- [49] At half filling, the density of states of a square lattice contains a van Hove singularity. We choose quarter filling to avoid such complication. The results should apply to all filling without singular density of states contributions.
- [50] T. Papenkort, T. Kuhn, and V. M. Axt, J. Phys. Conf. Ser. **193**, 012050 (2009).
- [51] D. Basko, I. Aleiner, and B. Altshuler, Annals of physics **321**, 1126 (2006).
- [52] R. Nandkishore and D. A. Huse, Annual Review of Condensed Matter Physics **6**, 15 (2015).
- [53] M. Schreiber, S. S. Hodgman, P. Bordia, H. P. Lüschen, M. H. Fischer, R. Vosk, E. Altman, U. Schneider, and I. Bloch, Science **349**, 842 (2015).
- [54] L. F. Mattheiss, Phys. Rev. B **5**, 315 (1972).
- [55] Y. Murakami, P. Werner, N. Tsuji, and H. Aoki, Phys. Rev. B **93**, 094509 (2016).