

# SYMBOLIC ITERATIVE SOLUTION TO BOUNDARY VALUE PROBLEM OF PARTIAL DIFFERENTIAL EQUATIONS

HAMID SEMIYARI<sup>1</sup>

ABSTRACT. In this article we introduce a simple straightforward and powerful method involving symbolic manipulation, Picard iteration, and auxiliary variables for approximating solutions of partial differential boundary value problems. The method is easy to implement, computationally efficient, and it is highly accurate. The output of the method is a function that approximates the exact solution.

## 1. INTRODUCTION

In this article we introduce an efficient method to find analytical solution for boundary value problem of partial differential equations. The method is simple straightforward yet powerful. The method is based on the works of Parker-Sochacki [3] and Semiyari-Shafer [4].

## 2. THE ALGORITHM FOR FIRST ORDER

Let us consider a first order partial differential equation

$$(1) \quad \begin{aligned} u_t &= G(t, x, u, u_x) \\ u(a, x) &= f(x) \end{aligned}$$

and

$$(2) \quad u(t, b) = \alpha(t)$$

where  $u_x = \frac{\partial u}{\partial x}$  and  $u_t = \frac{\partial u}{\partial t}$ .

Equation (1) is equivalent to

$$(3) \quad u(t, x) = f(x) + \int_a^t G(s, x, u(s, x), u_x(s, x)) ds.$$

If  $u(t, x)$  is a solution of (1) then (2) can be written as

$$(4) \quad u(t, b) - \alpha(t) = 0.$$

Hence,  $u(t, x)$  is equivalent to

$$(5) \quad u(t, x) = u(t, x) - (u(t, b) - \alpha(t)).$$

---

*Key words and phrases.* boundary value problem, Picard iteration, auxiliary variables, partial differential equation, Parker-Sochacki method, Semiyari-Shafer.

<sup>1</sup> Mathematics Department, American University, Washington, DC 20016, USA

The key idea in our proposed method to solve (1) is that in a picard iteration scheme we use (5) to update the approximation of  $u(t, x)$  so that the condition (2) be satisfied in each iteration. Thus, the iterates are,

$$(6) \quad u^{[0]}(t, x) = f(x),$$

and

$$(7) \quad \begin{aligned} u^{[k+1]}(t, x) &= f(x) + \int_a^t G(s, x, u^{[0]}, u_x^{[k]}) ds \\ u^{[k+1]}(t, x) &= u^{[k+1]}(t, x) - (u^{[k+1]}(t, b) - \alpha(t)) \end{aligned}$$

where  $u_x^{[k]} = \frac{\partial u^{[k]}}{\partial x}$ .

This gives us the approximation solution to (1) as a function of  $t$  and  $x$ .

### 2.1. Test Example.

**Example 2.1.** Consider

$$(8) \quad \begin{aligned} u_t &= -u_x + 2 + t + x \\ u(0, x) &= f(x) \\ u(t, 0) &= \alpha(t) \end{aligned}$$

Where  $f(x) = 1 + x$  and  $\alpha(t) = 1 + t$ .

The exact solution is given by

$$u(t, x) = (1 + t)(1 + x)$$

The equation (8) can be set up as follow

$$(9) \quad \begin{aligned} u_t &= -u_x + 2 + t + x \\ u(0, x) &= f(x) \end{aligned}$$

and

$$(10) \quad u(t, 0) = \alpha(t)$$

The initial value is  $u^{[0]}(t, x) = 1 + x$ .

Thus the iterates are

$$(11) \quad \begin{aligned} u^{[k+1]}(t, x) &= 1 + x - \int_0^t (u_x^{[k]} + 2 + s + x) ds. \\ u^{[k+1]}(t, x) &= u^{[k+1]}(t, x) - (u^{[k+1]}(t, 0) - (1 + t)) \end{aligned}$$

We obtain the exact solution by our very first iteration,

$$\begin{aligned}
 u^{[1]}(t, x) &= (1+x) + \int_0^t -1 + 2 + s + x \, ds \\
 &= (1+x) + t + \frac{t^2}{2} + xt \\
 (12) \quad u^{[1]}(t, x) &= u^{[1]}(t, x) - (u^{[1]}(t, 0) - \alpha(t)) \\
 &= 1+x+t + \frac{t^2}{2} + xt - (1+t + \frac{t^2}{2} - (1+t)) \\
 &= 1+x+t + xt \\
 &= (1+x)(1+t)
 \end{aligned}$$

Hence the absolute and relative errors are zero.

**Example 2.2.** In this example we consider a non-linear first order PDE.

$$(13) \quad A_2 u_t + A_1 u_x^{m+1} = A_3 u^j + A_4 \exp(A_5 u) + E(t, x).$$

where  $u_x = \frac{\partial u}{\partial x}$  and  $u_t = \frac{\partial u}{\partial t}$

$$E(t, x) = \exp(t+y)\{A_2 + A_1 b^{-1}(m+1) \exp[m(t+y)]\} - A_3 \exp[j(t+y)] - A_4 [\exp[A_5 \exp(t+y)]]$$

$$f(x) = \exp\left(\frac{x}{b}\right) \text{ and } \alpha(t) = \exp(t).$$

The initial values

$$(14) \quad u(0, x) = f(x)$$

and boundary values

$$(15) \quad u(t, 0) = \alpha(t).$$

The exact solution is

$$u(t, x) = \exp(t+y), \quad y = \frac{x}{b}.$$

The problem (13)-(15) is written as

$$\begin{aligned}
 (16) \quad u_t &= \frac{1}{A_2} \left( -A_1 u_x^{m+1} + A_3 u^j + A_4 \exp(A_5 u) + E(t, x) \right). \\
 u(0, x) &= f(x)
 \end{aligned}$$

and

$$(17) \quad u(t, 0) = \alpha(t).$$

We define the axillary variables to be

$$\begin{aligned}
 (18) \quad v &= \exp(t) \\
 T &= \exp(-u) \\
 P &= \exp(t+y) \\
 R &= \exp(-P)
 \end{aligned}$$

For ease of calculation we define  $A_6 = -A_5$ . Hence we will have a system of first order ode

$$\begin{aligned}
 (19) \quad & u' = \frac{1}{A_2} \{(-A_1(u^{m+1})_x + A_3u^j + A_4T^{A_6} + E\} \\
 & v' = v \\
 & T' = -u'T \\
 & P' = P \\
 & R' = -PR \\
 & E' = P\{A_2 + A_1b^{-1}(m+1)^2P^m\} - A_3jP^j + A_4A_6PR^{A_6}
 \end{aligned}$$

where ‘‘prime’’ notation represents derivative with respect to  $t$ .

The initial values or the first approximation for each variables are

$$\begin{aligned}
 (20) \quad & u^{[0]} = f \\
 & v^{[0]} = 1 \\
 & T^{[0]} = \exp(-f) \\
 & P^{[0]} = \exp(y) \\
 & R^{[0]} = \exp(-\exp(y)) \\
 & E^{[0]} = \exp(y)\{A_2 + A_1b^{-1}(m+1)\exp[my]\} \\
 & \quad - A_3\exp(jy) - A_4\exp[-A_6\exp(y)]
 \end{aligned}$$

Let us define

$$E_0 = E[0].$$

The iterations would be

$$\begin{aligned}
 (21) \quad & u^{[k+1]} = f + \frac{1}{A_2} \int_0^t -A_1([u^{[k]}]^{m+1})_x + A_3[u^{[k]}]^j + A_4[T^{[k]}]^{A_6} + E^{[k]} ds \\
 & v^{[k+1]} = 1 + \int_0^t v^{[k]} ds \\
 & T^{[k+1]} = \exp(-f) - \int_0^t u^{[k+1]}T^{[k]} ds \\
 & P^{[k+1]} = \exp(y) + \int_0^t P^{[k]} ds \\
 & R^{[k+1]} = \exp(-\exp(y)) - \int_0^t P^{[k]}R^{[k]} ds \\
 & E^{[k+1]} = E_0 + \int_0^t P^{[k]}\{A_2 + A_1b^{-1}(m+1)^2[P^{[k]}]^m\} - A_3k[P^{[k]}]^j + A_4A_6P^{[k]}[R^{[k]}]^{A_6} ds \\
 & u^{[k+1]}(t, x) = u^{[k+1]}(t, x) - (u^{[k+1]}(t, 0) - \alpha(t))
 \end{aligned}$$

Let us take the initial data suggested in [1], where  $m = 1$ ,  $b = 1$ ,  $A_1 = 1$ ,  $A_2 = 1$ . We have considered the several cases. After 4 iterations the error plot and maximum error provided

(1) **Case 1:**  $j = 1$ ,  $A_3 = 0$ ,  $A_4 = 0$ ,  $A_5 = 0$ .

Absolute and Relative plots of the error in the final approximation  $u^{[5]}(t, x)$  are shown in Figure 1 and 2 respectively.

The maximum error rounded to 5 decimal digit; after 4 iterations the maximum error is  $\epsilon \approx 0.00439$

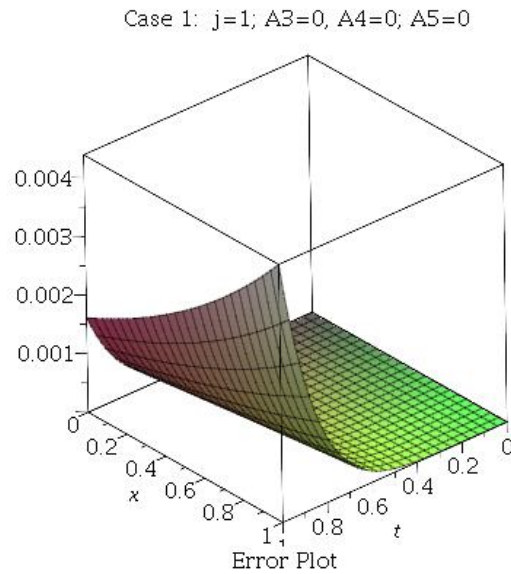


FIGURE 1. Error plot,  $|u(t, x) - u_{approx}|$ , with  $n = 4$  iterations.  $u(t, x)$  represents the exact solution and  $u_{approx}$  represents the approximate solution.

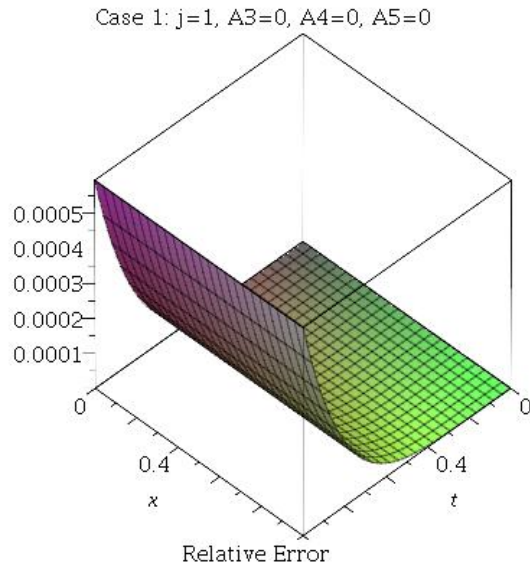


FIGURE 2. Relative Error plot,  $\frac{|u(t,x)-u_{approx}|}{|u(t,x)|}$ , with  $n = 4$  iterations.  $u(t, x)$  represents the exact solution and  $u_{approx}$  represents the approximate solution.

(2) **Case 2:**  $j = 1, A_3 = -1, A_4 = 0, A_5 = 0$ .

Absolute and Relative plots of the error in the final approximation  $u^{[5]}(t, x)$  are shown in Figure 3 and 4 respectively.

Case 2:  $j=1; A_3=-1, A_4=0; A_5=0$

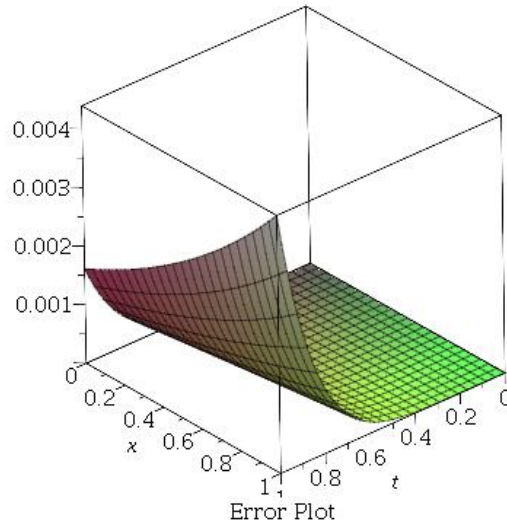


FIGURE 3. Error plot,  $|u(t, x) - u_{approx}|$ , with  $n = 4$  iterations.  $u(t, x)$  represents the exact solution and  $u_{approx}$  represents the approximate solution.

Case 2:  $j=1, A_3=-1, A_4=0, A_5=0$

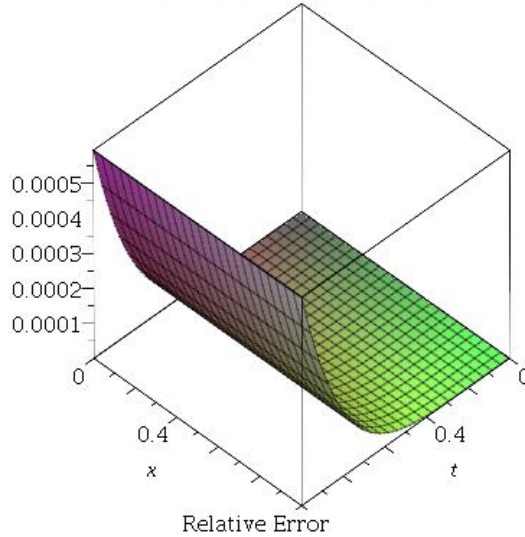


FIGURE 4. Relative Error plot.

(3) **Case 3:**  $j = 2, A_3 = -1, A_4 = 0, A_5 = 0$ .

Absolute and Relative plots of the error in the final approximation  $u^{[5]}(t, x)$  are shown in Figure 5 and 6 respectively.

Case 3:  $j=2$ ;  $A_3=-1$ ,  $A_4=0$ ;  $A_5=0$

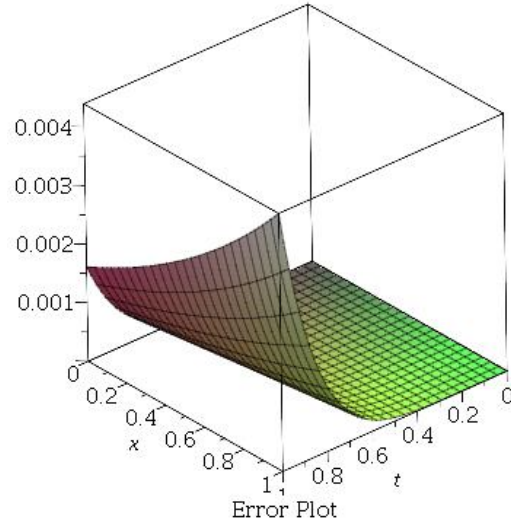


FIGURE 5. Error plot,  $|u(t, x) - u_{approx}|$ , with  $n = 4$  iterations.  $u(t, x)$  represents the exact solution and  $u_{approx}$  represents the approximate solution.

Case 3:  $j=2$ ,  $A_3=-1$ ,  $A_4=0$ ,  $A_5=0$

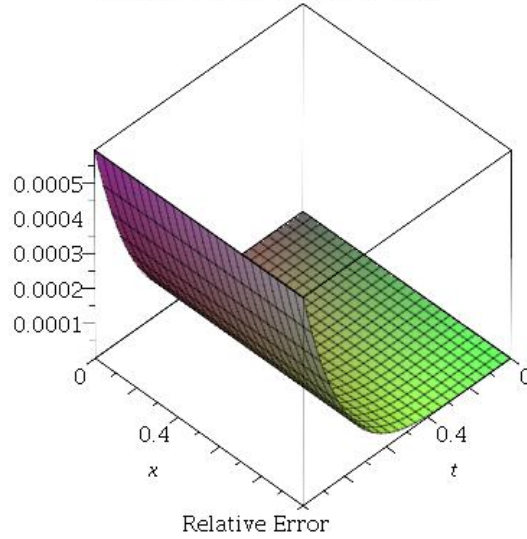


FIGURE 6. Relative Error plot.

(4) **Case 4:**  $j = 2$ ,  $A_3 = 1$ ,  $A_4 = 0$ ,  $A_5 = 0$ .

Absolute and Relative plots of the error in the final approximation  $u^{[5]}(t, x)$  are shown in Figure 7 and 8 respectively.



Case 4:  $j=2$ ;  $A_3=1$ ,  $A_4=0$ ;  $A_5=0$

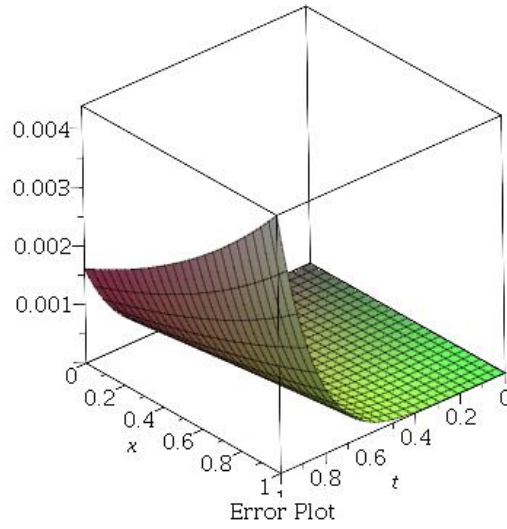


FIGURE 7. Error plot,  $|u(t, x) - u_{approx}|$ , with  $n = 4$  iterations.  $u(t, x)$  represents the exact solution and  $u_{approx}$  represents the approximate solution.

Case 4:  $j=2$ ,  $A_3=1$ ,  $A_4=0$ ,  $A_5=0$

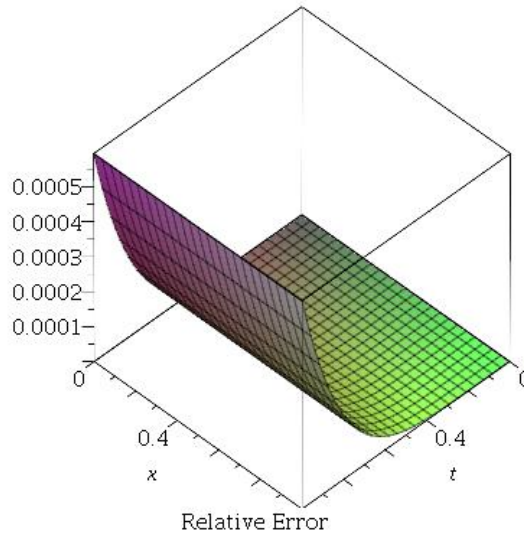


FIGURE 8. Relative Error plot.

(5) **Case 5:**  $j = 1$ ,  $A_3 = 1$ ,  $A_4 = 0$ ,  $A_5 = 0$ .

Absolute and Relative plots of the error in the final approximation  $u^{[5]}(t, x)$  are shown in Figure 9 and 10 respectively.

Case 5:  $j=1$ ;  $A_3=1$ ,  $A_4=0$ ;  $A_5=0$

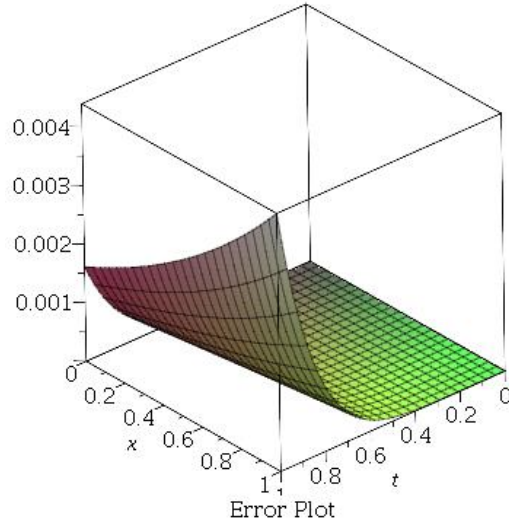


FIGURE 9. Error plot,  $|u(t, x) - u_{approx}|$ , with  $n = 4$  iterations.  $u(t, x)$  represents the exact solution and  $u_{approx}$  represents the approximate solution.

Case 5:  $j=1$ ,  $A_3=1$ ,  $A_4=0$ ,  $A_5=0$

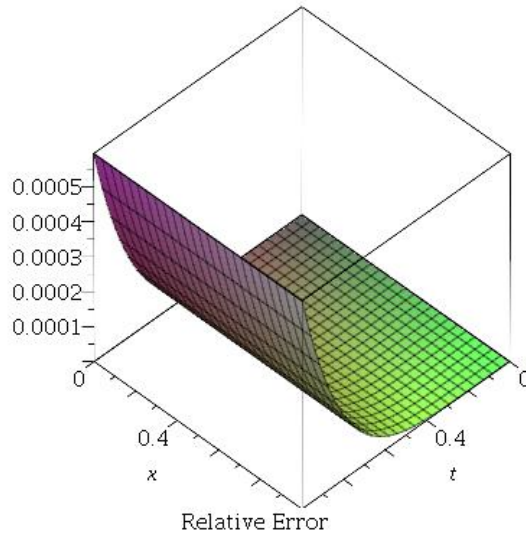


FIGURE 10. Relative Error plot.

(6) **Case 6:**  $j = 1$ ,  $A_3 = 0$ ,  $A_4 = 1$ ,  $A_5 = -1$ .

Absolute and Relative plots of the error in the final approximation  $u^{[5]}(t, x)$  are shown in Figure 11 and 12 respectively.

Case 6:  $j=1; A_3=0, A_4=1, A_5=-1$

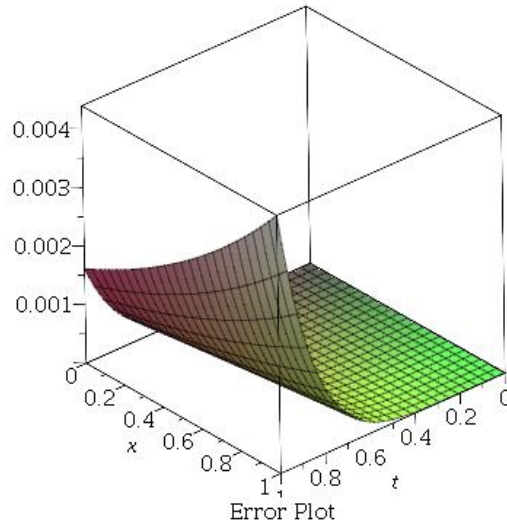


FIGURE 11. Error plot,  $|u(t, x) - u_{approx}|$ , with  $n = 4$  iterations.  $u(t, x)$  represents the exact solution and  $u_{approx}$  represents the approximate solution.

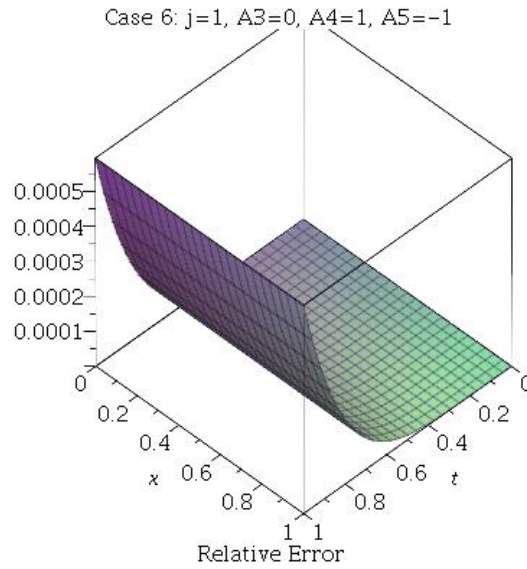


FIGURE 12. Relative Error plot.

(7) **Case 7:**  $j = 1, A_3 = 1, A_4 = 1, A_5 = -1$ .

Absolute and Relative plots of the error in the final approximation  $u^{[5]}(t, x)$  are shown in Figure 13 and 14 respectively.

Case 7:  $j=1$ ;  $A3=1$ ,  $A4=1$ ;  $A5=-1$

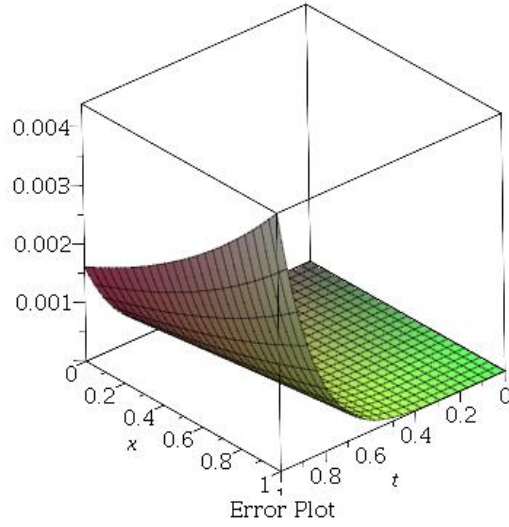


FIGURE 13. Error plot,  $|u(t, x) - u_{approx}|$ , with  $n = 4$  iterations.  $u(t, x)$  represents the exact solution and  $u_{approx}$  represents the approximate solution.

Case 7:  $j=1$ ,  $A3=1$ ,  $A4=1$ ,  $A5=-1$

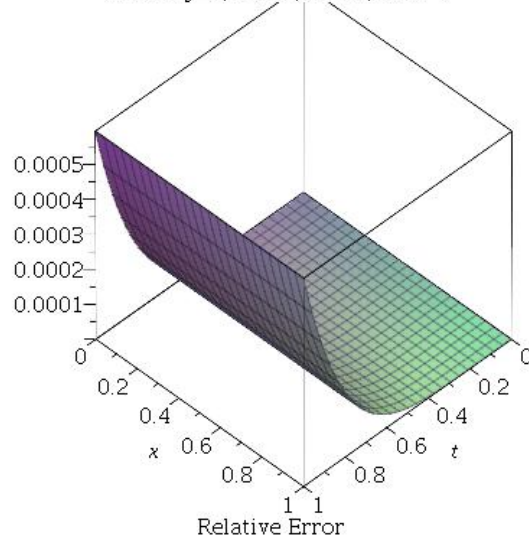


FIGURE 14. Relative Error plot.

### 3. THE ALGORITHM FOR SECOND ORDER

Consider a second order PDE,

$$(22) \quad u_{xx} = G(t, x, u, u_x, u_x, u_{tt}, u_{tx}).$$

Similar to the first order, we will set up a system of the first order Ordinary Differential Equations, ODE, by using auxiliary variables and then we will satisfy the boundary condition(s) iteratively.

### 3.1. Test Examples.

**Example 3.1.** Consider

$$(23) \quad u_{tt} = -u_{xx}$$

Where  $u(t, a) = \exp(t)$ ,  $u(t, b) = 0$ ,  $u(a, x) = \cos x$  and  $u_t(a, x) = \cos x$ .

The exact solution is given by

$$u(t, x) = \exp(t) \cos x$$

Let  $\alpha = \exp(t)$ ,  $\beta = 0$ ,  $a = 0$ , and  $b = \frac{\pi}{2}$ .

The equation (23) with its conditions can be written as

$$(24) \quad \begin{aligned} u_{tt} &= -u_{xx} \\ u(a, x) &= \cos x \\ u_t(a, x) &= \cos x \end{aligned}$$

and

$$(25) \quad \begin{aligned} u(t, a) &= \exp(t) (= \alpha) \\ u(t, b) &= 0 (= \beta) \end{aligned}$$

If  $u(t, x)$  is a solution to (24) then by (25) we can represent  $u(t, x)$  as

$$(26) \quad u(t, x) = u(t, x) - \frac{x-a}{b-a}(u(t, b) - \beta) - \frac{b-x}{b-a}(u(t, a) - \alpha)$$

We define the axillary variables to be

$$(27) \quad \begin{aligned} v &= u_t \\ U &= \exp(t). \end{aligned}$$

Hence we will have a system of first order ode

$$(28) \quad \begin{aligned} u' &= v \\ v' &= -u_{xx} \\ U' &= U \end{aligned}$$

where “prime“ notation means derivative with respect to variable  $t$ .

The initial conditions are

$$(29) \quad \begin{aligned} u^{[0]} &= \cos x (= u_0) \\ v^{[0]} &= \cos x (= v_0) \\ U^{[0]} &= 1 (= U_0) \end{aligned}$$

To solve (24) is that in a picard iteration scheme we use (26) to update the approximation of  $u(t, x)$  so that the condition (25) be satisfied in each iteration. Thus, the iterates are

(30)

$$u^{[k+1]}(t, x) = u_0 + \int_0^t v^{[k]}(s, x) ds$$

$$v^{[k+1]}(t, x) = v_0 - \int_0^t u_{xx}^{[k]}(s, x) ds$$

$$U^{[k+1]}(x) = U_0 + \int_0^t U^{[k]}(s) ds$$

$$u^{[k+1]}(t, x) = u^{[k+1]}(t, x) - \frac{x-a}{b-a}(u^{[k+1]}(t, b) - \beta) - \frac{b-x}{b-a}(u^{[k+1]}(t, a) - \alpha).$$

Absolute and Relative plots of the error in the final approximation  $u^{[5]}(t, x)$  are shown in Figure 15 and 16 respectively.

The maximum error rounded to 5 decimal digit; after 4 iterations the maximum error is  $\epsilon \approx 0.0003$

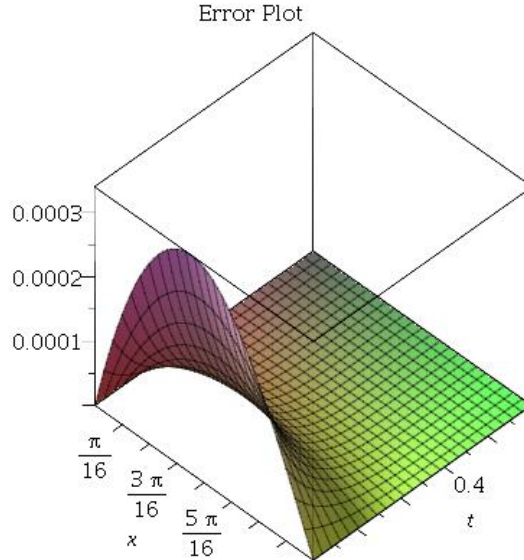


FIGURE 15. Error plot,  $|u(t, x) - u_{approx}|$ , with  $n = 4$  iterations.  $u(t, x)$  represents the exact solution and  $u_{approx}$  represents the approximate solution.

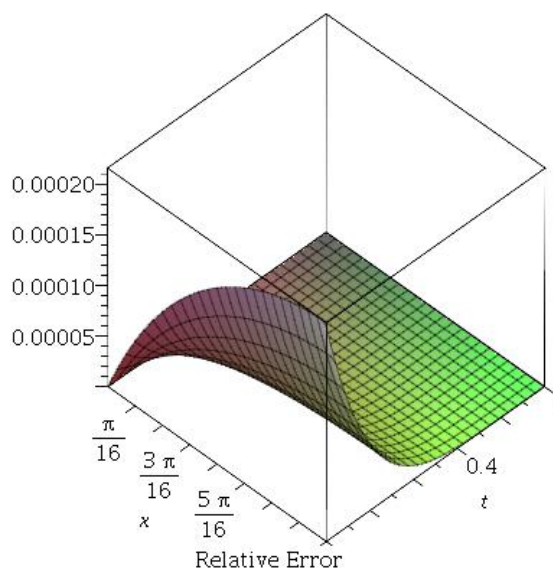


FIGURE 16. Relative Error plot,  $\frac{|u(t,x)-u_{approx}|}{|u(t,x)|}$ , with  $n = 4$  iterations.  $u(t, x)$  represents the exact solution and  $u_{approx}$  represents the approximate solution.

**Example 3.2. Sine Gorden.**

Consider

$$(31) \quad u_{xx} = u_{tt} - \sin u$$

Where  $u(t, a) = f(t)$ ,  $u_x(t, a) = g(t)$ ,  $u(a, x) = \alpha$  and  $u(b, x) = \beta$ . The exact solution is given by [2]

$$u(t, x) = -4 \tan^{-1} \left( \frac{m \sin \sqrt{1-m^2}t}{\sqrt{1-m^2} \cosh(mx)} \right)$$

Let  $\alpha = 0$ ,  $\beta = -4 \tan^{-1} \left( \frac{m \sin \sqrt{1-m^2}}{\sqrt{1-m^2} \cosh(m)} \right)$ ,  $a = 0$ , and  $b = 1$ .

$$m^2 < 1$$

The equation (31) with its conditions can be written as

$$(32) \quad \begin{aligned} u_{xx} &= u_{tt} - \sin u \\ u(t, a) &= f(t) \\ u_x(t, a) &= g(t) \end{aligned}$$

and

$$(33) \quad \begin{aligned} u_{xx} &= u_{tt} - \sin u \\ u(a, x) &= \alpha(x) \\ u(b, x) &= \beta(x) \end{aligned}$$

We define the axillary variables to be

$$(34) \quad \begin{aligned} v &= u_x \\ U &= \sin u \\ V &= \cos u \end{aligned}$$

Hence we will have a system of first order ode

$$(35) \quad \begin{aligned} u' &= v \\ v' &= u_{tt} - U \\ U' &= vV \\ V' &= -vU \end{aligned}$$

where the “prime“ notation represent derivative with respect to  $x$ . The initial values or the first approximation for each variables are

$$(36) \quad \begin{aligned} u^{[0]} &= f(t) (= u_0) \\ v^{[0]} &= g(t) (= v_0) \\ U^{[0]} &= \sin u_0 (= U_0) \\ V^{[0]} &= \cos V_0 (= V_0) \end{aligned}$$

The iterations would be

$$(37) \quad \begin{aligned} u^{[k+1]}(t, x) &= u_0 + \int_0^x v^{[k]}(t, s) ds \\ v^{[k+1]}(t, x) &= v_0 - \int_0^x u_{xx}^{[k]}(t, s) - \sin(u(t, s)) ds \\ U^{[k+1]}(t, x) &= U_0 + \int_0^x v^{[k]}V^{[k]}(s) ds \\ V^{[k+1]}(t, x) &= V_0 - \int_0^x v^{[k]}U^{[k]}(s) ds \\ u^{[k+1]}(t, x) &= u^{[k+1]}(t, x) - \frac{t-a}{b-a}(u^{[k+1]}(b, x) - \beta) - \frac{b-t}{b-a}(u^{[k+1]}(a, x) - \alpha) \end{aligned}$$

Absolute and Relative plots of the error in the final approximation  $u^{[5]}(t, x)$  are shown in Figure 17 and 18 respectively with  $m = 0.1$ . The maximum error approximated to  $\epsilon \approx 0.010$



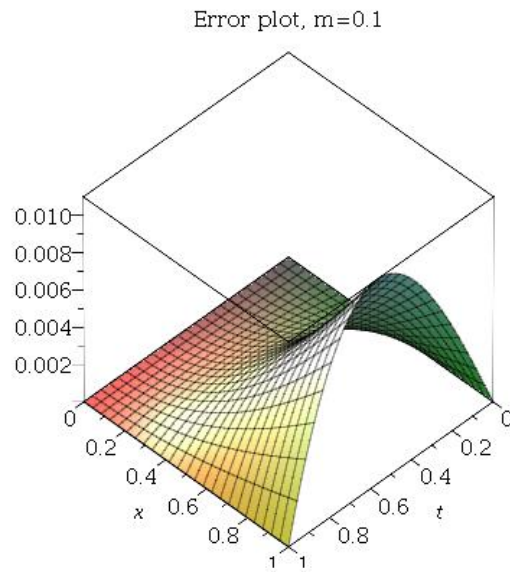


FIGURE 17. Error plot,  $|u(t, x) - u_{approx}|$ , with  $n = 4$  iterations.  $u(t, x)$  represents the exact solution and  $u_{approx}$  represents the approximate solution.

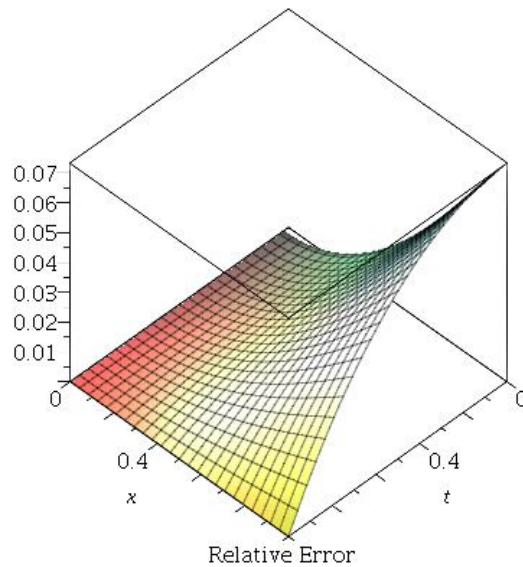


FIGURE 18. Relative Error plot,  $\frac{|u(t, x) - u_{approx}|}{|u(t, x)|}$ , with  $n = 4$  iterations.  $u(t, x)$  represents the exact solution and  $u_{approx}$  represents the approximate solution.

Absolute and Relative plots of the error in the final approximation  $u^{[5]}(t, x)$  are shown in Figure 19 and 20 respectively with  $m = 0.5$ . The maximum error approximated to  $\epsilon \approx 0.05$

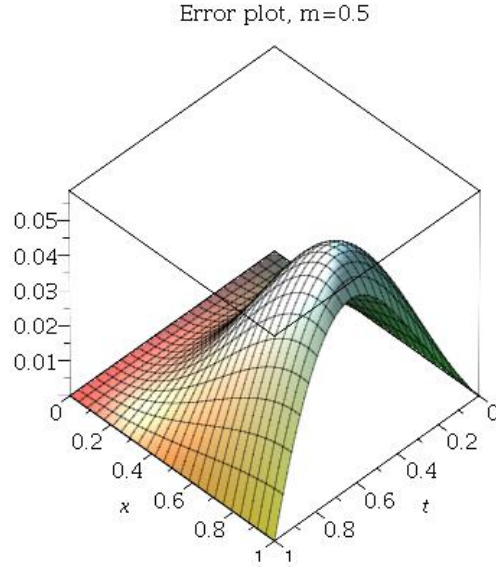


FIGURE 19. Error plot,  $|u(t, x) - u_{approx}|$ , with  $n = 4$  iterations.  $u(t, x)$  represents the exact solution and  $u_{approx}$  represents the approximate solution.

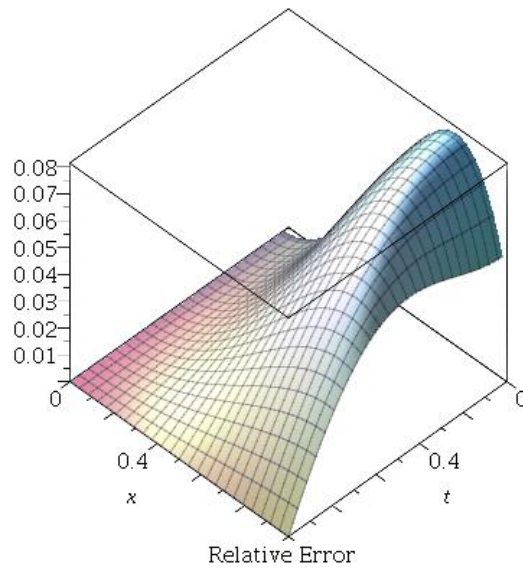


FIGURE 20. Relative Error plot.

Absolute and Relative plots of the error in the final approximation  $u^{[5]}(t, x)$  are shown in Figure 21 and 22 respectively with  $m = 0.9$ . The maximum error approximated to  $\epsilon \approx 0.12$

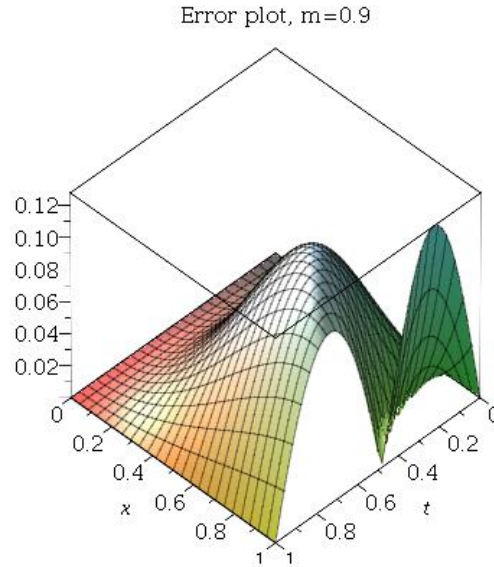


FIGURE 21. Error plot,  $|u(t, x) - u_{approx}|$ , with  $n = 4$  iterations.  $u(t, x)$  represents the exact solution and  $u_{approx}$  represents the approximate solution.

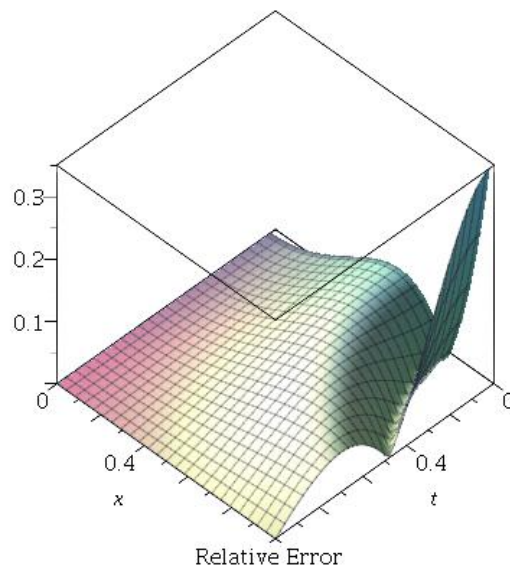


FIGURE 22. Relative Error plot.

**Example 3.3.** Consider

$$(38) \quad u_{xx} = -2u_t u_x$$

Where  $u(t, a) = \alpha$  and  $u(t, b) = \beta$  and  $u(a, x) = \frac{2}{x+1}$ . where  $\alpha = t + 2$ ,  $\beta = \frac{2+t}{2}$ ,  $a = 0$  and  $b = 1$ .

The exact solution is given by

$$u(t, x) = \frac{2+t}{1+x}$$

The equation (38) with its condition is written as

$$(39) \quad \begin{aligned} u_{xx} &= -2u_t u_x \\ u(t, 0) &= \alpha(t) \\ u(t, 1) &= \beta(t) \end{aligned}$$

and

$$(40) \quad u(0, x) = \frac{2}{x+1}$$

We define the axillary variables to be

$$(41) \quad v = u_x$$

Hence we will have a system of first order ode

$$(42) \quad \begin{aligned} u' &= v \\ v' &= -2u_t v \end{aligned}$$

where the “prime“ notation represents derivative with respect to  $x$ .

With initial values

$$(43) \quad \begin{aligned} u(t, 0) &= \alpha \\ v(t, 0) &= \gamma \end{aligned}$$

where  $\gamma$  is unknown. However, it can be approximated by Semiyari-Shafer's method [4].

The first approximation for each variables are

$$(44) \quad \begin{aligned} u^{[0]} &= t + 2 \\ v^{[0]} &= \frac{\beta - \alpha}{b - a} \\ \gamma^{[0]} &= \frac{1}{b - a} (\beta - \alpha + 2 \int_0^1 (b - s) u_t^{[0]}(t, s) v^{[0]}(t, s) ds) \end{aligned}$$

The iterations would be

$$\begin{aligned}
 (45) \quad & u^{[k+1]}(t, x) = \alpha + \int_0^x v^{[k]}(t, s) ds \\
 & v^{[k+1]}(t, x) = \gamma^{[k]} - 2 \int_0^x l u_t^{[k]}(t, s) v^{[k]}(t, s) ds \\
 & \gamma^{[k+1]} = \frac{1}{b-a} (\beta - \alpha + 2 \int_0^1 (b-s) u_t^{[k]}(t, s) v^{[k+1]}(t, s) ds) \\
 & u^{[k+1]}(t, x) = u^{[k+1]}(t, x) - (u^{[k+1]}(0, x) - \frac{2}{x+1}).
 \end{aligned}$$

After 4 iterations the exact  $\gamma = -(t + 2)$  approximated with 5 decimal digits to  $\gamma^{[5]} = -(0.99673 t + 1.99346)$  and the maximum error approximated to  $\epsilon \approx 0.010$ . The error in the final approximation  $u^{[5]}(t, x)$  is shown in Figure 23.

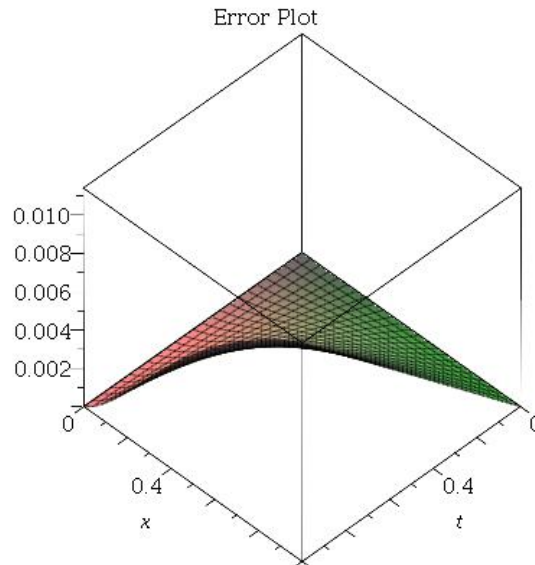


FIGURE 23. Error plot,  $|u(t, x) - u_{approx}|$ , with  $n = 4$  iterations.  $u(t, x)$  represents the exact solution and  $u_{approx}$  represents the approximate solution.

The relative error is shown in Figure 24

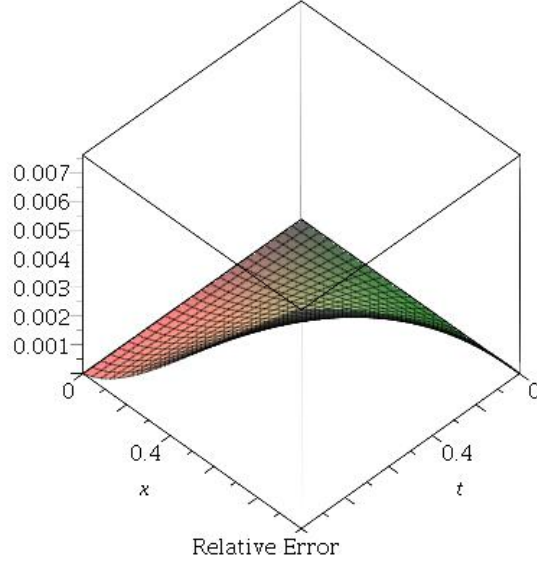


FIGURE 24. The Relative Error plot,  $\frac{|u(t,x)-u_{approx}|}{|u(t,x)|}$ , with  $n = 4$  iterations.  $u(t, x)$  represents the exact solution and  $u_{approx}$  represents the approximate solution.

**Example 3.4.** Let us revisit example (3.3). The problem can be rewritten as

$$(46) \quad u_t = -\frac{u_{xx}}{2u_x}$$

Where  $u(t, a) = \alpha$  and  $u(t, b) = \beta$  and  $u(0, x) = f$ . where  $\alpha = t + 2$ ,  $\beta = \frac{2+t}{2}$ ,  $f = \frac{2}{x+1}$ ,  $a = 0$  and  $b = 1$ .

The exact solution is given by

$$u(t, x) = \frac{2+t}{1+x}$$

The problem (46) with its conditions is written as

$$(47) \quad \begin{aligned} u_t &= -\frac{u_{xx}}{2u_x} \\ u(0, x) &= f \end{aligned}$$

and

$$(48) \quad \begin{aligned} u(t, 0) &= \alpha(t) \\ u(t, 1) &= f\beta(t) \end{aligned}$$

if  $u(t, x)$  is a solution of (47) then it is equivalent to

$$(49) \quad u(t, x) = u(t, x) - \frac{x-a}{b-a}(u(t, b) - \beta) - \frac{b-x}{b-a}(u(t, a) - \alpha).$$

The system of first order ode

$$(50) \quad u_t = -\frac{u_{xx}}{2u_x}$$

With initial values

$$(51) \quad u(0, x) = f$$

The first approximation is

$$(52) \quad u^{[0]} = f$$

The iterations would be

$$(53) \quad \begin{aligned} u^{[k+1]}(t, x) &= f - \int_0^t \frac{u_{xx}^{[k]}(t, s)}{2u_x^{[k]}(t, s)} ds \\ u^{[k+1]}(t, x) &= u^{[k+1]}(t, x) - \frac{x-a}{b-a}(u^{[k+1]}(t, b) - \beta) - \frac{b-x}{b-a}(u^{[k+1]}(t, a) - \alpha). \end{aligned}$$

After 2 iterations the  $u^{[3]}(t, x) = \frac{t+2}{x+1}$  which is same as the exact solution. Hence the Absolute and Relative errors are zero.

#### 4. CONCLUSION

We have introduced a new analytic method for solving boundary value problem of partial differential equations. The method is easy to implement, computationally efficient, and it is highly accurate. The output of my method is a function that approximates the exact solution, whereas in the current methods the output is a sequence of n+1 points that approximate the values of the unknown solution at n+1 t-values and we are able to compute the error only at these n+1 points and then must interpolate between them.

#### 5. ACKNOWLEDGEMENT

We thank James Sochacki, professor of Mathematics at James Madison University, for sharing his pearls of wisdom with us during the course of this research that greatly improved the manuscript.

#### REFERENCES

- [1] Anatoly S. Yakimov *Analytical Solution Methods for Boundary Value Problems*. Elsevier, London, UK, 2016.
- [2] <http://mathworld.wolfram.com/Sine-GordonEquation.html>
- [3] Parker, G. Edgar, and James S. Sochacki. Implementing the Picard iteration. *Neural Parallel Sci. Comput.* **4** (1996) 97–112.
- [4] Semiyari, Shafer. Symbolic iterative solution of two-point boundary value problems. *arxiv* submit 16995209 [math.CA] 2016.

<sup>1</sup> MATHEMATICS DEPARTMENT, AMERICAN UNIVERSITY, WASHINGTON, DC 20016, USA  
E-mail address: semiyari@american.edu