

Emergence of η -pairing ground-state in population-imbalanced attractive Fermi-gases filling p orbitals on 1-D optical lattice

Keita Kobayashi,¹ Yukihiro Ota,¹ Masahiko Okumura,¹ Susumu Yamada,^{1,2} and Masahiko Machida¹

¹*CCSE, Japan Atomic Energy Agency, Kashiwa, Chiba 277-0871, Japan*

²*Computational Materials Science Research Team, RIKEN AICS, Kobe, Hyogo 650-0047, Japan*

(Dated: September 24, 2018)

We explore the ground states in population-imbalanced attractive 1-D fermionic optical lattice filling p orbitals over the lowest s one by using the density-matrix-renormalization-group (DMRG) method. The DMRG calculations find the occurrence of spatially non-uniform off-diagonal long-range order. In contrast to Fulde-Ferrel Larkin-Ovchinnikov pair as observed in the single-band Hubbard model. The spatial oscillation period of the pair correlation function is widely fixed to be π irrespective of the mismatch between spin-split Fermi surfaces. The ground-state π order corresponds to η -pair condensate predicted by Yang [Phys. Rev. Lett. **63**, 2144 (1989)]. Taking account of the effects of harmonic traps, we confirm that the η -pair state distinctly emerges at the center of the trap potential surrounded by perfectly-polarized states even in the trapped cases.

PACS numbers: 67.85.Lm, 74.20.Rp, 67.85.-d, 75.40.Mg

I. INTRODUCTION

Ultracold atomic gases offer excellent playgrounds to study many-body quantum effects. Indeed, atomic Fermi gases loaded on optical lattices have attracted much attention as virtual strongly-correlated electron systems [1, 2]. One of the advantages using optical lattices is the tunability of interaction which ranges from attractive to repulsive through the Feshbach resonance. Moreover, various kinds of lattice configurations are available. The uniqueness opens a field studying not only unsolved issues in condensed matter physics like magnetism and High- T_c superconductivity but also imaginary exotic ordered states.

Manipulating orbital degrees of freedom in atomic gases is presently of particular interest [3–8]. The marked effect of orbitals is to provide rich internal degrees of freedom into atomic gases in addition to spin one. The multiple orbital degrees of freedom lead to non-trivial structures of quantum phases like the Haldane phase as seen in fermionic 1D chains [7–10]. To reveal which types of quantum phases the orbital degrees of freedom bring is an attractive issue in exploring intriguing varieties of many-body quantum phenomena.

In this article, we study interplay of orbital degrees of freedom and population imbalance in an attractively-interacting Fermi 1D chain with double degenerate p -orbital using the density matrix renormalization group (DMRG) method [11–13]. The population imbalance in attractive Fermi gases allows to observe the Fulde-Ferrell [14] Larkin-Ovchinnikov [15] (FFLO) superfluid phase (See, e.g., Refs. [16–23]). The Cooper pair in FFLO phase has non-zero center-of-mass momentum, and then the order parameter is non-uniform in the real-space. Our calculations confirm the emergence of FFLO phase in the present p -orbital model with power law decay, while a more striking result is the occurrence of another quantum phase leading to the long-range cor-

relation with non-zero center-of-mass momentum. This phase corresponds to the off-diagonal-long-range ordered state predicted by Yang [24] called as η -pair condensate state. The pairing mechanism of the FFLO state is responsible for the spin-split Fermi surfaces, i.e., the center-of-mass momentum in the pair depends on the mismatch of the Fermi surfaces. In contrast, the center-of-mass momentum of η -pair is always fixed as π owing to pseudo-spin $SU(2)$ symmetry in the Hubbard Hamiltonian [24, 25]. The possibility of η -pair has been recently discussed in the context of Iron-based superconductors without spin-imbalance [26–29] and fermionic system on optical lattices with ac fields [30]. We clarify how η -pairing phases emerge in the present system by examining the pair correlation function based on DMRG calculations.

We stress that the occurrence of η -pairing is notable, since this state is an eigenvector but not the ground state of the single-orbital Hubbard Hamiltonian [24, 25]. The underlying mechanism of the η -pairing in the present system is revealed, in terms of the repulsive-attractive transformation [31, 32]. In addition, we study the effect of the harmonic trap potential on the formation of the η -pairing state, towards the experimental verification. We show that the η -pairing state in a trapped system occurs at the center of the trap potential, surrounded by a spin-polarized state.

The paper is organized as follows. The Hamiltonian for a uniform 1D p -orbital chain is shown in Sec. II, with a brief summary of the properties without the population imbalance. Section III is the main part of this article. The DMRG-calculation results are shown for the uniform system (Sec. III A) and the trapped system (Sec. III B), focusing on the pair correlation function. At the end of Sec. III A, the occurrence of the η pairing state is explained, in terms of the repulsive-attractive transformation. We summarize the results in Sec. IV.

II. MODEL

We study 1D Fermi gases with partially-filled p -orbital and completely-filled lower-energy orbital [7, 8] (see also appendix A). This model is attainable in two-component Fermi gases (atomic gases with spin degrees) on an optical lattice highly elongated along one direction (i.e., z -axis). The cylindrically-symmetric potential perpendicular to z -axis (i.e., potential on xy -plane) induces orbital characters into the system. The spatial symmetry indicates that the energy levels with respect to p -orbital are degenerate. The double degenerate p_x and p_y orbitals are active degrees of freedom. The model Hamiltonian with total spatial sites L is given by

$$H = \sum_{i=1}^L \left[-t \sum_{p,\sigma} (c_{p,\sigma,i+1}^\dagger c_{p,\sigma,i} + \text{h.c.}) - \mu \sum_{p,\sigma} n_{p,\sigma,i} - h \sum_p S_{p,i}^z + \sum_p U_{pp} \left(n_{p,\uparrow,i} - \frac{1}{2} \right) \left(n_{p,\downarrow,i} - \frac{1}{2} \right) + \sum_{p \neq p'} U_{pp'} (\boldsymbol{\rho}_{p,i} \cdot \boldsymbol{\rho}_{p',i} - \mathbf{S}_{p,i} \cdot \mathbf{S}_{p',i}) \right]. \quad (1)$$

where $n_{p,\sigma,i} (= c_{p,\sigma,i}^\dagger c_{p,\sigma,i})$ is the on-site number operator for the p -orbital with spin σ . The spin-1/2 and the pseudo-spin-1/2 operators are, respectively, $\mathbf{S}_{p,i} = \frac{1}{2} \mathbf{c}_{p,i}^\dagger \boldsymbol{\tau} \mathbf{c}_{p,i}$ and $\boldsymbol{\rho}_{p,i} = \frac{1}{2} \tilde{\mathbf{c}}_{p,i}^\dagger \boldsymbol{\tau} \tilde{\mathbf{c}}_{p,i}$, with $\mathbf{c}_{p,i} = {}^t(c_{p,\uparrow,i}, c_{p,\downarrow,i})$ and $\tilde{\mathbf{c}}_{p,i} = {}^t(c_{p,\uparrow,i}, c_{p,\downarrow,i}^\dagger)$, where $\boldsymbol{\tau} = (\tau^x, \tau^y, \tau^z)$ are the 2×2 Pauli matrices. The physical variables in Eq. (1) are the hopping matrix element t along the chain, the chemical potential μ , the magnetic-field strength h , and intra-/inter-orbital on-site coupling constants $U_{pp'}$. The orbital degeneracy leads to $U_{p_x p_x} = U_{p_y p_y}$, and then the intra-orbital coupling constant is denoted as U_{pp} . We always set attractive two-body interaction, i.e., $U_{pp} < 0$ through this article. In typical atomic-gas experiments, the introduction of the population imbalance changes h .

Here, we briefly summarize the properties of this system, without the population imbalance ($h = 0$). When balanced ($h = 0$), we have $SU(2)_{\text{spin}} \times SU(2)_{\text{pseudo-spin}}$ symmetry of Eq. (1) with the half filling ($\mu = 0$). By taking the strong coupling limit ($|U_{pp}| \gg t$), this system is reduced to be the pseudo-spin-1 Heisenberg model [8],

$$H_{\text{ps}} = \sum_{\langle i,j \rangle} J_{\text{ex}} (\rho_i^z \rho_j^z - \rho_i^x \rho_j^x - \rho_i^y \rho_j^y) - 2\mu \sum_i \rho_i^z, \quad (2)$$

with $\boldsymbol{\rho}_i = \sum_p \boldsymbol{\rho}_{p,i}$ and $J_{\text{ex}} = 2t^2/(|U_{pp}| + |U_{p_x p_y}|)$. According to the Haldane conjecture [33], a charge gap (pseudo-spin gap) opens at half filling ($\mu = 0$), where density and pair correlation functions (longitudinal and transverse correlation of pseudo spins) decay exponentially. This is a Haldane insulator phase. The formation

of the Haldane insulator phase is proposed in different atomic-gas systems, such as bosonic [34] and fermionic chains [8, 10]. Below the half filling, the charge gap closes. The spin chain is regarded as the Luttinger liquids [35]; both the charge and the pair correlations decay, with a power law. To sum up, when the population imbalance is absent, the properties of the p -orbital 1D chain is similar to a simple 1D chain, except the half-filling case.

III. NUMERICAL RESULTS

We examine the ground-states in the p -orbital 1D chain (1) under non-zero population imbalances by using the density-matrix-renormalization-group (DMRG) method [11–13]. The number of the states kept is varied from 400 to maximally 1500 depending on the convergence tendency of the calculations. Imposing the open boundary conditions, we perform the calculations with varying the intra-orbital coupling, the filling, and the population imbalance. The inter-orbital coupling is fixed by a relation $U_{p_x p_y} = U_{pp}/3$ [7].

To achieve the variations of the filling and the population imbalance instead of μ and h in Eq. (1), we change $N_\uparrow + N_\downarrow$ and $N_\uparrow - N_\downarrow$ as input parameters, where the spin-up particle number is N_\uparrow and the spin-down N_\downarrow . In the uniform system, we use the filling rate per orbital and the polarization rate per orbital, respectively, defined as $\tilde{n} = (N_\uparrow + N_\downarrow)/4L$ and $\tilde{m} = (N_\uparrow - N_\downarrow)/2L$, since the intensive quantities well characterize system features.

A. Uniform System

First, we calculate the spatial correlation function for the on-site singlet pair, $\Delta_{p,i} = c_{p,\downarrow,i} c_{p,\uparrow,i}$. The two-point pair correlation function between sites $i + r$ and i $C_{\text{pair}}(i + r, i) = \langle \Delta_{p,i+r} \Delta_{p,i}^\dagger \rangle$, where $\langle \cdot \rangle$ is the expectation values in the ground state of Eq. (1). A way to minimize finite-size effects is required to check how long the correlation spatially extends. We use the spatial averaged pair correlation function $C_{\text{pair}}(r) = [1/(L - 2i_0 - r)] \sum_{i=i_0+1}^{L-i_0-r} C_{\text{pair}}(i + r, i)$ [36], where the summation is taken over an inner domain inside the system chain, $[i_0 + 1, L - i_0 - r]$ with an edge cut-off parameter i_0 . Considering the uniform system, we focus on the case below the half filling ($\tilde{n} < 1$) with positive imbalance ratio ($\tilde{m} > 0$). We note that the results for $\tilde{n} > 1$ and $\tilde{m} < 0$ are identical with the ones for $2 - \tilde{n}$ and $-\tilde{m}$.

Figure 1 shows $C_{\text{pair}}(r)$ for different values of U_{pp}/t . The filling and polarization rates are fixed as $\tilde{n} = 0.88$ and $\tilde{m} = 0.6$. The total number of the spatial sites is $L = 100$, and the positional number of the edge cut-off sites is $i_0 = 25$. We find a damped oscillating behavior for $U_{pp}/t = -3$ and -9 [Fig. 1(a) and (b)]. In contrast, for strong attractive interaction $U_{pp}/t = -15$, a staggered oscillating behavior is observed [Fig. 1(c)]. Figure

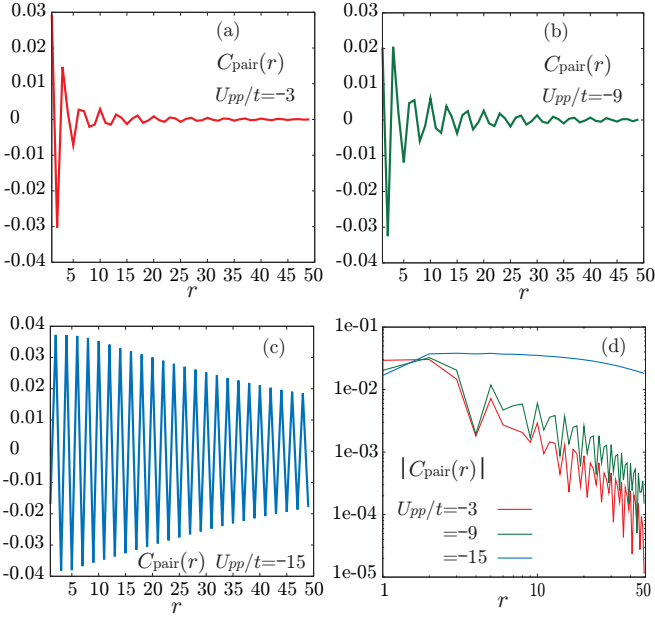


FIG. 1: (Color online) Spatially averaged pair correlation function $C_{\text{pair}}(r)$ as a function of relative site difference r , for on-site intra-orbital interaction strengths (a) $U_{pp}/t = -3$, (b) $U_{pp}/t = -9$, and (c) $U_{pp}/t = -15$, in uniform p -orbital 1D chain (1), respectively. The absolute value for each U_{pp}/t in a log-log plot is shown in (d). The total number of the sites is $L = 100$, and the filling rate and the magnetization density rate are, respectively, $\tilde{n} = 0.88$ and $\tilde{m} = 0.6$ (i.e., $N_{\uparrow} = 148$ and $N_{\downarrow} = 28$).

1(d) shows the decaying manner of $C_{\text{pair}}(r)$ more clearly. The power-law decay is found for $U_{pp}/t = -3$ and -9 , whereas the decay for $U_{pp}/t = -15$ is much slower.

Now, let us classify the quantum phases below the half-filling in non-zero imbalance ratios. We focus on the spatial period of the two-point pair correlation function $C_{\text{pair}}(i_c + r, i_c)$ in the central site of the chain, $i_c = L/2$. Performing the Fourier transformation of $C_{\text{pair}}(i_c + r, i_c)$ with respect to r , we obtain the wave vector \bar{k} characterizing the spatial period. Figure 2(a) shows the wave vectors \bar{k} for different \tilde{m} and U_{pp}/t . The filling is fixed as $\tilde{n} = 0.875$, which is almost the same as in Fig. 1. Figure 2(b) shows \bar{k} on \tilde{n} - \tilde{m} plane at $U_{pp}/t = -15$ (strong inter-orbital interaction) for $L = 40$. We find that the quantum phases are classified into three classes. When giving a small imbalance rate [e.g., $\tilde{m} < 0.4$ for $U_{pp}/t = -15$ in Fig. 2(a)], the wave vector \bar{k} is proportional to \tilde{m} , i.e., $\bar{k} = \pi\tilde{m}$. This phase is considered to be the FFLO superfluid phase, since \bar{k} is equal to the difference between the p -orbital Fermi wave vectors, $k_{F,p,\uparrow} - k_{F,p,\downarrow}$ with $k_{F,p,\uparrow(\downarrow)} = \sum_i \pi n_{p,\uparrow(\downarrow),i}/L$. The second phase is a phase-separated (PS) phase for small \tilde{n} and large U_{pp}/t as seen in Fig. 2(b) (the gray-colored region). In the inset of Fig. 2(b), we exhibit the emergence of the phase-separated polarized regions. The third phase occurs when both \tilde{m} and U_{pp}/t are large. Then,

the wave vector \bar{k} is just equal to π independent of the value of \tilde{m} . Since the pairing state has always center-of-mass momentum equal to π , it is clear that an η -pairing state [24] emerges in this range (η -pairing phase).

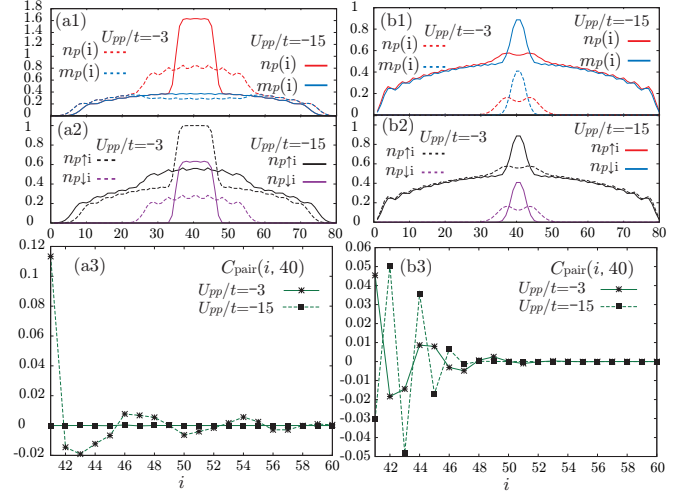


FIG. 2: (Color online) (a) Wave vector (spatial periodicity) \bar{k} of a two-point pair correlation function versus the magnetization rate \tilde{m} , for the intra-orbital interaction strengths $U_{pp}/t = -3$, -9 , and -15 , in uniform p -orbital 1D chain (1). The filling rate is $\tilde{n} = 0.875$. The total number of the sites is $L = 40$. (b) Phase diagram of the ground states in Eq. (1), for $U_{pp}/t = -15$. The Fulde-Ferrell and Larkin-Ovchinnikov superfluid phase is denoted by FFLO. The phase-separation phase is by PS. The η -pairing phase is by η -pairing. The inset shows the particle-density profile $n_p(i) = 2\langle\rho_{p,i}^z\rangle + 1$ and the spin-density profile $m_p(i) = 2\langle S_{p,i}^z\rangle$, to show the phase-separated behavior in PS.

Now, let us study the origin of the η -pairing state. For the purpose, we apply attractive-repulsive transformation [31, 32], $c_{p,\uparrow,j} \rightarrow \bar{c}_{p,\uparrow,j}$ and $c_{p,\downarrow,j}^{\dagger} \rightarrow e^{i\pi x_j} \bar{c}_{p,\downarrow,j}^{\dagger}$ into Eq. (1), where x_j is the coordinate of the site j along the chain. Writing the parameter- and the operator-dependences explicitly, $H = H(\mu, h, U_{pp'}, c_{p,\sigma,i}, c_{p,\sigma,i}^{\dagger})$, we find that the transformed Hamiltonian $\bar{H} = H(h, \mu, -U_{pp'}, \bar{c}_{p,\sigma,i}, \bar{c}_{p,\sigma,i}^{\dagger})$, where the attractive interaction $U_{pp'}$ becomes the repulsive one, the role of the chemical potential μ (filling) is replaced by the magnetic field h (population imbalance), and vice versa. The pair correlation function $\langle\Delta_{p,i+r}\Delta_{p,i}^{\dagger}\rangle$ is transformed into the magnetic correlation for transverse direction $\langle\bar{S}_{p,i+r}^{\dagger}\bar{S}_{p,i}^{\dagger}\rangle$, where $\bar{S}_{p,i}$ is the transformed spin-1/2 operator. Then, the FFLO state correspond to the transverse component of the spin density wave whose spatial modulation is characterized by the density of holes. We stress in the transformed system that the particles on p_x - and p_y -orbitals interact with each other via Hund's coupling, $-|U_{pp'}|\bar{S}_{p,j}\cdot\bar{S}_{p,i}$ and a hole-doped two-degenerate band system with the Hund's coupling exhibits the ferromagnetism in the strong coupling range [37, 38].

Moreover, it is remarkable that the long-range order of the ferromagnetic correlation for the transverse direction, i.e., $\lim_{r \rightarrow \infty} \langle \bar{S}_{p,i+r}^- \bar{S}_{p,i}^+ \rangle = \text{const}$, transforms into the pair correlation function with π phase variation, $\lim_{r \rightarrow \infty} \langle \Delta_{p,i+r}^\dagger \Delta_{p,i} \rangle = e^{-i\pi r} \times \text{const}$. Consequently, one finds that the η -pairing state corresponds to the ferromagnetic ground-state in the repulsive model through the transformation. Namely, the growth of the off-diagonal long-range correlation is associated with that of the ferromagnetic order whose origin is the strong correlation under the orbital degeneracy. Furthermore, we point out that η -pairing state emerges as the ground-state in the present model in contrast to the single-orbital Hubbard Hamiltonian [24], in which the state is not the ground-state but an excited eigen-state.

B. Trapped System

Next, we investigate the effects of the harmonic trap potential since typical atomic-gas experiments utilize the trap potential to prevent the escape of the atoms. We add the harmonic trap $H_{\text{trap}} = \sum_{p,\sigma,i} V_{\text{ho}}(i) n_{p,\sigma,i}$ with $V_{\text{ho}}(i) = V[2/(L-1)]^2 [i - (L+1)/2]^2$ into Eq. (1). Hereafter, we concentrate on highly imbalanced cases since large \tilde{m} favors the occurrence of the η -pairing state [Fig. 2] in the uniform system. In all the calculations, the harmonic-trap height is fixed as $V/t = 1.7$, and the total number of the spatial sites, $L = 80$. We calculate the particle density $n_p(i) = n_{p,\uparrow,i} + n_{p,\downarrow,i}$, the polarization density $m_p(i) = n_{p,\uparrow,i} - n_{p,\downarrow,i}$, and the particle density for each spin component, $n_{p,\sigma,i}$. In addition, we examine the two-point pair correlation function, whose base point is the trap center $L/2 = 40$, i.e., $C_{\text{pair}}(i, 40)$ with $i = 40 + r$ and $r \geq 1$.

Figures 3(a1, a2) show spatial profiles for $n_p(i)$, $m_p(i)$ and $n_{p,\sigma,i}$ at $N_\uparrow - N_\downarrow = 40$. In addition, those for $N_\uparrow - N_\downarrow = 60$ are shown in Fig. 3(b1, b2). Here, we focus on Figs. 3(a1) and (b1). It is found that the fully-spin-polarized region [i.e., $n_p(i) = m_p(i)$] appears at the trap edges. In addition, the particle density has a hump at the trap center. Comparing the results in $U_{pp}/t = -15$ (solid lines) with those in $U_{pp}/t = -3$ (dashed lines), we find that for the large value of $|U_{pp}|/t$, the fully-spin-polarized region enlarges whereas the area of the particle-density hump shrinks. These behaviors are also checked by Figs. 3(a2) and (b2).

The appearance of the fully-polarized regions is insightful when exploring ordered states in trapped systems. Let us explain the origin of the fully-spin-polarized states in terms of the attractive-repulsive transformation. The effect of the trap potential is regarded as a spatially-dependent chemical potential, $\mu(i) = \mu - V_{\text{ho}}(i)$. The variation is equivalent with application of a spatially-modulating magnetic field $-\mu(i)\bar{S}_{p,i}^z$ into the system. We find that $\mu(i)$ takes a negative value around the trap edges. When $|U_{pp}|/t$ and $N_\uparrow - N_\downarrow$ increase, the ferromagnetic property of the system becomes predominant.

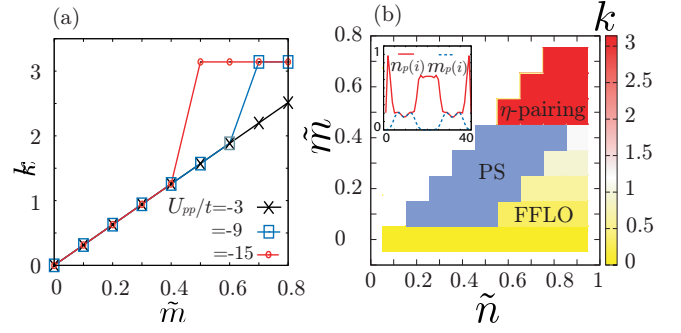


FIG. 3: (Color online) Ground-state properties in a trapped p -orbital chain, with (a) $N_\uparrow - N_\downarrow = 40$ and (b) $N_\uparrow - N_\downarrow = 60$. The total particle number is fixed as $N_\uparrow + N_\downarrow = 68$. The trap potential is harmonic trap H_{trap} , with potential strength $V/t = 1.7$. The total number of the sites is $L = 80$. The particle density $n_p(i)$ and the spin density $m_p(i)$ are shown in (a1,b1). The spin components $n_{p,\sigma,i}$ are also shown in (a2,b2). The dashed and solid lines denote the results with weak ($U_{pp}/t = -3$) and strong ($U_{pp}/t = -15$) on-site interaction. The two-point pair correlation functions, whose base point is the trap center $L/2 = 40$, are shown in (a3,b3). The filled box (■) is for weak attractive interaction, whereas the asterisk symbol (*) is for strong attractive interaction.

The trap potential tends to store a polarized component $\bar{S}_{p,i}^z (= \rho_{p,i}^z) < 0$ on the trap edges. In other words, the transverse components of the pseudo-spin-1/2 operator $\rho_{p,i}^{(\pm)}$ can vanish there. Since $N_\uparrow - N_\downarrow > 0$, the up-spin components highly concentrate at the trap edges. Thus, the superconducting pair can exist only in the density-profile humps.

We stress that the emergence of superconducting order at the trap center depends on $|U_{pp}|/t$ and $N_\uparrow - N_\downarrow$. Here, let us check this point from the density profiles before examining the pair-correlation function. Figures 3(a1, a2) show that the hump around the trap center for $U_{pp}/t = -15$ is regarded as another fully spin-polarized region. The up-spin components fully occupy the sites at the trap center, since $n_{p,\uparrow,i} = 1$. It indicates that the down-spin components behaves as spinless fermion. This local phase can be attributed to the PS phase seen in the uniform system. Although the polarized components on the trap-edge regions are detectable in single-band attractive Fermi gases [18], the phase separation in the present system is more vivid (see Appendix B).

Now, let us examine the two-point pair correlation function around the central area in the trap potential. When $N_\uparrow - N_\downarrow = 40$ and $U_{pp}/t = -3$, we find a spatially oscillating pair correlation. The oscillation of the pair correlation indicates the emergence of the FFLO superfluid phase in trapped system [18]. The amplitude of the two-point pair correlation completely vanishes in $N_\uparrow - N_\downarrow = 40$ and $U_{pp}/t = -15$. This result is reasonable, since the motion of the up-spin component is frozen as $n_{p,\uparrow,i} = 1$. In contrast, when $N_\uparrow - N_\downarrow = 60$ and $U_{pp}/t = -15$, the spin degrees of freedom on the

trap central area survive [$n_{p,\uparrow,i} \neq 1$ in Fig. 3(b2)]. The pair correlation function has a staggered oscillating behavior for $U_{pp}/t = -15$ as seen in Fig. 3(b3). The behavior is not obtained for $U_{pp}/t = -3$. We evaluate the particle density and the spin density at the trap center. These densities exhibit $n_p(i=40) \simeq 1.24$ and $m_p(i=40) \simeq 0.47$. Since $\tilde{n} = 2 - n_p(i=40) \simeq 0.76$ and $\tilde{m} \simeq 0.47$, the region allows to grow the η -paring phase as seen in Fig. 2(b). Thus, we propose that the η -paring phase occurs in the region surrounded by the polarized components in the presence of the trap potential. The η -pairing phase can be experimentally verified by the detection scheme of the FFLO superfluid phase in trapped ultra-cold atomic gases. The measurement of the density profiles such as phase-contrast polarization imaging [20], a time-of-flight method [21], and an interferometric approach [23] allows us to obtain the information on the wave vector \vec{k} of the two-point pair correlation function.

IV. SUMMARY

In conclusion, we studied the pair correlation function in the 1-D p -orbital Fermi optical-lattice with the tune of the attractive interaction and population imbalance. The DMRG calculations in the uniform system revealed that the off-diagonal long-range order characterized by η -pairing emerges for a large interaction strength and population imbalance range in addition to the FFLO superfluid and PS phases. Furthermore, we examined the effects of the harmonic trap potential. The η -paring phase clearly appears in a central region surrounded by the spin-polarized phase.

Acknowledgments

The numerical work was partially performed on Fujitsu BX900 in JAEA. This work was partially supported by the Strategic Programs for Innovative Research, MEXT, and the Computational Materials Science Initiative (CMSI), Japan.

Appendix A: multi-orbitals Hubbard Hamiltonian

We start with the following Hamiltonian

$$H = \sum_{\sigma=\uparrow,\downarrow} \int d\mathbf{x} \left[\psi_{\sigma}^{\dagger} h_0 \psi_{\sigma} + \frac{g}{2} \psi_{\sigma}^{\dagger} \psi_{\bar{\sigma}}^{\dagger} \psi_{\bar{\sigma}} \psi_{\sigma} \right], \quad (\text{A1})$$

with $h_0 = (-\hbar^2/2m)\nabla^2 + V_{\text{ver}} + V_{\text{opt}}$ and the coupling constant of the two-body interaction g . V_{ver} and V_{opt} are the cylindrically-symmetric vertical trap (on xy -plane)

and the optical lattices potential (along z -axis). The 1D p -orbital Hubbard Hamiltonian Eq.(1) is derived from Eq.(A1) using the expansion $\psi_{\sigma} = \sum_{\alpha} \sum_i c_{\alpha,\sigma,i} u_{\alpha} w_i$, where u_{α} and w_i are a wavefunction associated with the eigensystem of $[(-\hbar^2/2m)\nabla_{\perp}^2 + V_{\text{ver}}] u_{\alpha} = \epsilon_{\alpha} u_{\alpha}$ and a Wannier function formed by the optical lattices. The indices α represent discrete energy levels caused by the trap potential V_{ver} . Now let us consider the situation where lowest energy level are completely occupied, and the 2nd levels are partially filled. Then, including the 2nd level corresponding to $\alpha = p_x, p_y$ -orbital and taking the tight-binding approximation, we obtain the 1D p -orbital Hubbard Hamiltonian Eq.(1) with the hopping term $t = -\int dz w_{i+1} \left(\frac{-\hbar^2}{2m} \frac{\partial^2}{\partial z^2} + V_{\text{opt}} \right) w_i$ and the on-site interaction $U_{\alpha\alpha'} = g \int d\mathbf{x} w_i^4 u_{\alpha}^2 u_{\alpha'}^2$. Here, we assume that the vertical trap $V_{\text{ver}}(\mathbf{x}_{\perp})$ is harmonic trap potential. Then, using the exact solution of the two dimensional harmonic oscillator, the relation between intra-orbital interaction U_{pp} and inter-band interaction $U_{p_x p_y}$ is given by $U_{p_x p_y} = U_{pp}/3$.

Appendix B: Trapped single orbital 1D attractive Hubbard chain

We show DMRG calculation results for single-band Hubbard model with harmonic trap potential,

$$H = -t \sum_{i,\sigma} (c_{\sigma,i+1}^{\dagger} c_{\sigma,i} + \text{h.c.}) + U \sum_i n_{\uparrow,i} n_{\downarrow,i} + \sum_{\sigma,i} V \left(\frac{i - (L+1)/2}{(L-1)/2} \right)^2 n_{\sigma,i}, \quad (\text{B1})$$

Fig 4 show the (spin-)density profiles and the two-point pair correlation functions. The population imbalance is set to be $N_{\uparrow} - N_{\downarrow} = 20$ and $N_{\uparrow} - N_{\downarrow} = 30$ via the total particle number $N_{\uparrow} + N_{\downarrow} = 36$. Then, population imbalance rates $P \equiv (N_{\uparrow} - N_{\downarrow})/(N_{\uparrow} + N_{\downarrow})$ of Fig 4 become same with that of Fig.3 in main text ((a) $P = 5/9$ and (b) $P = 5/6$). We find that the results with small attractive interaction $U/t = -3$ are very similar with that of p -orbital 1D chain (see Fig.3 in main article). Increasing $|U|/t$, the polarized regions ($n(i) = m(i)$) are enlarged as p -orbital chain. But the enlargement of the polarized regions is small in comparison with Fig.3(a1,b1) in main text. The vanishment behavior and staggered oscillation of pair correlation functions as Fig.3(a3,b3) are not observed in single band Hubbard chain. The behavior of the (spin-)density profiles and correlation functions for large attractive interaction $U/t = -15$ are qualitative different with p -orbital 1D chain.

[1] I. Bloch, J. Dalibard, and W. Zwerger, Rev. Mod. Phys. **80**, 885 (2008).

[2] I. Bloch, J. Dalibard, and S. Nascimbène Nature Phys.

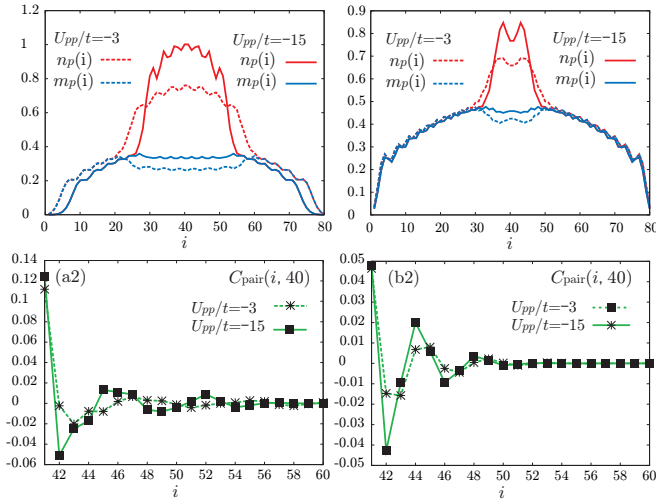


FIG. 4: (Color online) Ground-state properties in a trapped single orbital 1D attractive Hubbard chain with (a) $N_{\uparrow} - N_{\downarrow} = 20$ and (b) $N_{\uparrow} - N_{\downarrow} = 30$. The total particle number is fixed as $N_{\uparrow} + N_{\downarrow} = 34$. The results with these population imbalance are comparable to Fig. 3 in main article. The particle density $n(i) = n_{\uparrow,i} + n_{\downarrow,i}$ and the spin density $m(i) = n_{\uparrow,i} - n_{\downarrow,i}$ are shown in (a1,b1). Two-point pair correlation functions are shown in (a2,b2). The other parameters are $U/t = -3, -15$, $V/t = 1.7$ and $L = 80$.

- 8, 276 (2012).
- [3] T. Müller, S. Fölling, A. Widera, and I. Bloch, Phys. Rev. Lett. **99**, 200405 (2007).
- [4] K. Wu and H. Zhai, Phys. Rev. B **77**, 174431 (2008).
- [5] C. Wu, Phys. Rev. Lett. **100**, 200406 (2008).
- [6] G. Wirth, M. Ölschläger, and A. Hemmerich, Nature Phys. **7**, 147 (2011).
- [7] K. Kobayashi, M. Okumura, Y. Ota, S. Yamada, and M. Machida, Phys. Rev. Lett. **109**, 235302 (2012).
- [8] K. Kobayashi, Y. Ota, M. Okumura, S. Yamada, and M. Machida, Phys. Rev. A **89**, 023625 (2014).
- [9] H. Nonne, P. Lecheminant, S. Capponi, G. Roux, and E. Boulat, Phys. Rev. B **81**, 020408(R) (2010); **84**, 125123 (2011).
- [10] H. Nonne, M. Moliner, S. Capponi, P. Lecheminant, and K. Totsuka, Europhysics Letters. **102**, 37008 (2013).
- [11] S. R. White, Phys. Rev. Lett. **69**, 2863 (1992); Phys. Rev. B. **48**, 10345 (1993).
- [12] U. Schollwöck, Ann. Phys. **326**, 96 (2011).
- [13] S. Yamada, M. Okumura, and M. Machida, J. Phys. Soc. Jpn. **78**, 094004 (2009).
- [14] P. Fulde, and R. A. Ferrell, Phys. Rev. **135**, A550 (1964).
- [15] A. I. Larkin and Y. N. Ovchinnikov, Sov. Phys. JETP **20**, 762 (1965).
- [16] G. B. Partridge, W. Li, R. I. Kamar, Y.-A. Liao, and R. G. Hulet, Science **311**, 503 (2006).
- [17] A. E. Feiguin and F. Heidrich-Meisner, Phys. Rev. B **76**, 220508(R) (2007).
- [18] M. Tezuka and M. Ueda, Phys. Rev. Lett. **100**, 110403 (2008).
- [19] A. E. Feiguin and F. Heidrich-Meisner, Phys. Rev. Lett. **102**, 076403 (2009).
- [20] Y.-A. Liao, A. Sophie, C. Rittner, T. Paprottam, W. Li, G. B. Partridge, R. G. Hulet, S. K. Baur, and E. J. Mueller, Nature (London) **467**, 567 (2010).
- [21] H. Lu, L. O. Baksmaty, C. J. Bolech, and H. Pu, Phys. Rev. Lett. **108**, 225302 (2012).
- [22] Zi Cai, Yupeng Wang, and Congjun Wu, Phys. Rev. A **83**, 063621 (2011).
- [23] M. Swanson, Y. L. Loh, and N. Trivedi, New J. Phys. **14**, 033036 (2012).
- [24] C. N. Yang, Phys. Rev. Lett. **63**, 2144 (1989).
- [25] E. Demler, S.-C. Zhang, N. Bulut, and D. J. Scalapino, Int. J. Mod. Phys. B **10**, 2137 (1996).
- [26] J. Hu and M. Hao, Phys. Rev. X **2**, 759 (2012).
- [27] Y. Gao, W. P. Su, and J.X. Zhu, Phys. Rev. B **81**, 104504 (2010).
- [28] M. Khodas, and A. V. Chubukov, Phys. Rev. Lett. **108**, 247003 (2012).
- [29] Jiangping Hu, Phys. Rev. X **3**, 031004 (2013).
- [30] Sota Kitamura, Hideo Aoki Phys. Rev. B **94**, 174503 (2016).
- [31] H. Shiba, Prog. Theore. Phys. **48**, 2171 (1972).
- [32] R. Micnas, J. Ranninger, and S. Robaszkiewicz, Rev. Mod. Phys. **62**, 113 (1990).
- [33] F. D. M. Haldane, Phys. Lett. A **93**, 464 (1983); Phys. Rev. Lett. **50**, 1153 (1983).
- [34] E. G. Dalla Torre, E. Berg, and E. Altman, Phys. Rev. Lett. **97**, 260401 (2006).
- [35] G. Fáth, Phys. Rev. B **68**, 134445 (2003).
- [36] A. M. Lobos, M. Tezuka, and A. M. García-García, Phys. Rev. B **88**, 134506 (2013).
- [37] K. Kusakabe and H. Aoki, Physica B **194**, 217 (1994).
- [38] T. Momoi and K. Kubo, Phys. Rev. B **58**, R567 (1998).