

Predicted Realization of Cubic Dirac Fermion in Quasi-One-Dimensional Transition-Metal Mono-Chalcogenides

Qihang Liu¹ and Alex Zunger¹

¹Renewable and Sustainable Energy Institute, University of Colorado, Boulder, CO
80309, USA

Abstract

We show that the previously predicted Fermion particle that has no analogue in the standard model of particle theory — the “cubically dispersed Dirac semimetal” (CDSM) — is realized in a specific, stable solid state system that has been made years ago, but was not appreciated to host such a unique Fermion, composed of six Weyl Fermions, 3 with left-handed and 3 with right-handed chirality. We identified the crystal symmetry constraints and found the space group $P6_3/m$ as one of the two that can have a CDSM. We then conducted a material search using density functional theory identifying a group of quasi-one-dimensional molybdenum mono-chalcogenide compounds $A^I(\text{MoX}^{VI})_3$ ($A^I = \text{Na, K, Rb, In, Tl}$; $X^{VI} = \text{S, Se, Te}$) as ideal CDSM candidates. Studying the stability of the $A(\text{MoX})_3$ family reveals a few candidates such as $\text{Rb}(\text{MoTe})_3$ and $\text{Tl}(\text{MoTe})_3$ that are predicted to be resilient to Peierls distortion, thus retaining the metallic character. The combination of one-dimensionality and metallic nature in this family provides a platform for unusual optical signature – polarization dependent metallic vs insulating response.

Introduction

The topological significance of band crossings in solids: The crossing on energy bands in complex materials showing dense manifold of states is a ubiquitous effect routinely reported in the past ~ 50 years in countless publications, a visual effect often referred to as “band spaghetti”. Such crossings on energy bands have been known for a long time to result from specific space group symmetries [1,2], involving various band dispersion $E(\mathbf{k})$ with powers k^n and to be characterized by a band degeneracy $g(\mathbf{k})$ at the crossing wavevector \mathbf{k} , for a long time such crossings did not attract much attention otherwise. With the renewed interest in materials with strong spin-orbit coupling (SOC) it became recently clear that such band crossing points (“new Fermions”) could carry interesting information on the topological behavior of the system, leading to specific behaviors of surface/edge states in reduced dimensions [3-5]. In SOC system respecting time-reversal symmetry, the degeneracy of multi-band crossings in momentum space could be $g(\mathbf{k}) = 2, 3, 4, 6$, and 8 , and the dispersion power k^n with $n = 1, 2, 3$ at the crossing point could be linear, quadratic or cubic, respectively. Crossings between conduction and valence band with linear dispersion in at least one k -space direction and $g = 2$ -fold degeneracy corresponds to Weyl semimetal (WSM) [3,6-10] and $g = 4$ -fold degeneracy corresponds to Dirac semimetal (DSM) [4,11-16]. The remaining degeneracies at band crossing points $g = 3, 6$, and 8 correspond to quasi-particles without analogous states in the standard model of particle physics [5,17-19]. The latter respects Poincare symmetry and has but three Fermions types – Weyl, Dirac and Majorana.

Expected special features of unconventional Dirac Fermions: In general, Dirac/Weyl band crossings in bulk solids could be accompanied by different dispersion powers in different directions, as constrained by their crystal symmetries. At these band crossings (termed “Dirac/Weyl points”), the dispersion along the principle rotation axis (z) is linear, whereas the dispersion along the x - y plane could be either linear ($n = 1$), quadratic ($n = 2$), or cubic ($n = 3$). A Weyl point with in-plane dispersion power n carries a Chern number n or $-n$, corresponding to a degeneracy of n conventional Weyl Fermions (left- or right-handed) all with the same chirality [7]. In contrast, a Dirac point with specific n , has zero net Chern number, and is $2n$ -fold degenerate Weyl Fermion with half left-handed and half right-handed chirality [15,20,21]. Such Weyl and Dirac Fermions

with high-order dispersions, caused by crystalline symmetry in solids, also do not have counterparts in high energy physics. While the surface states of DSM are not topologically protected (unlike those of TI and WSM), such quadratic ($n = 2$) and *cubic* Dirac Fermions ($n = 3$), especially the latter, are interesting relative to the conventional $n = 1$ Dirac Fermions: Their distinguishing features (as discussed in the concluding remarks) include creation of special WSM with multiple Fermi-arcs; characteristic quantum transport signatures; quantum criticality and phase transitions.

Search for materials that realize cubic Dirac Fermions: In addition to the efforts to define and classify such specific new Fermion band crossings induced by crystalline symmetries and topology in condensed matter systems [5], an important challenge is to systematically identify material realization of such unusual Fermions. We summarize all the different types of Fermions in solid state physics, classified by the degree of band degeneracy (g) and the highest power of band dispersion (n), with example materials in Appendix A. Whereas *quadratic dispersion* has been predicted to exist in SrSi₂ [22] ($g = 2$), band-inverted α -Sn ($g = 4$), and PdSb₂ ($g = 6$) [5], the *cubic dispersion*, expected to exist both in Weyl [7] and Dirac semimetals [15], has not been realized as yet in any material candidates. In part, the difficulty to find such cubically-dispersed Dirac semimetals (CDSM) is related to the multitude of nontrivial requirements one needs to impose on such a material search, including appropriate crystal symmetry, angular momentum and electron filling. Finding such materials by accidental discovery or simple trial-and-error would thus be unlikely.

Here we establish understanding-based design principles for CDSM and use these to deliberately screen the candidates that satisfy such conditions by exhaustively looking through all 230 space groups in 3D. We find that only materials in two space groups P6₃/m (No. 176) and P6/mcc (No. 192) have the potential to host cubic Dirac Fermions. This narrowing down of the possibilities is then followed up by a (yet non-exhaustive) material search of compounds belonging to these two CDSM-hosting space groups using density functional theory (DFT). We identify a group of molybdenum transition-metal chalcogenide compounds $A^I(\text{MoX}^{VI})_3$ ($A^I = \text{Na, K, Rb, In, Tl}$; $X^{VI} = \text{S, Se, Te}$) with space group P6₃/m as ideal candidates. The structure of this type of compound (Fig. 1) is basically quasi-1D chains $(\text{Mo}_3\text{X}_3)^{I-}$ running in the direction of the c axis and separated

by the hexagonal A^{1+} framework. Most of these compounds have been synthesized in 1980's [23], and preliminary electronic structure with linear dispersion along the chain direction has been reported previously [24,25]. Recently, Gibson et al. theoretically proposed this family of compounds as the conventional linearly-dispersed DSM [26]. In the present paper, we find that the $A(\text{MoX})_3$ family exhibits (i) one cubically-dispersed Dirac point (DP) and (ii) three linearly-dispersed DPs induced by the non-symmorphic symmetry within the Brillouin zone (BZ), like those envisioned for BiO_2 in a hypothetical unstable structure [11]; (iii) quadratic DPs and another type of linear DP along the chain direction in the conduction bands. Furthermore, we predict that because of the coexistence of reduced 1D dimensionality and metallic bands embedded in a semiconductor bulk, $A(\text{MoX})_3$ CDSMs will exhibit polarization-dependent optical response.

Stability under Peierls distortion: To predict realistic CDSM candidates we systematically studied the stability of these quasi-1D $A(\text{MoX})_3$ compounds under Peierls distortion. DFT results show that some compounds with strong 1D character inevitably experience Peierls distortion, indicating a metal-to-insulator transition below a critical temperature, consistent with the previous transport measurements [27,28]. In contrast, we find that the ground states of some compounds, e.g., $\text{Rb}(\text{MoTe})_3$ and $\text{Tl}(\text{MoTe})_3$, are immune to Peierls distortion even at low temperature, leading to the retention of the CDSM phase. Another stability issue that will be explored in the future is the resilience of the structure to spontaneous formation of intrinsic defects [such as A vacancies in $A(\text{MoX})_3$] that may shift the Fermi level of the insulating phase.

Results

Design principle for identifying CDSM: This involves both crystal symmetry as well as electronic occupancy conditions. We will first consider the crystal symmetry requirement for DSM with cubic in-plane dispersions.

Here we focus on non-magnetic materials with inversion symmetry P and SOC, which respects time-reversal symmetry T with $T^2 = -1$. The cubic dispersion at the DP can only appear as the form of four-fold degeneracy occurring in the time-reversal invariant (TRI) k-point, whose little group has C_6 symmetry [15]. Given that P and T ensure that all two-

fold degenerate bands with the two components related each other by PT , i.e., $\psi(\mathbf{k}, \sigma)$ and $PT\psi(\mathbf{k}, \sigma) = \psi(\mathbf{k}, -\sigma)$, we need an extra pair of state $L\psi$ and $PTL\psi$ that differ from ψ and $PT\psi$, where L is an Hermitian symmetry operator that commutes with the Hamiltonian H . This can be achieved by finding another Hermitian symmetry operator \mathcal{A} to fulfill $\{A, A_{PT}\} \cap \{A_L, A_{LPT}\} = \emptyset$, where A is the eigenvalue of ψ under \mathcal{A} . For the least symmetry required by the system we first let $L = P$, then the extra degeneracy immediately requires an anti-commutation $\{\mathcal{A}, P\} = 0$, implying that \mathcal{A} contains a *non-symmorphic symmetry*.

Therefore, to establish cubic in-plane dispersion at $g = 4$ band crossing we need at least three symmetry filters: inversion, C_6 rotation and presence of non-symmorphic operations such as screw axis or glide reflection. These requirements already exclude most of the space groups and leave only four possibilities, $P6_3/m$ (No. 176), $P6/mcc$ (No. 192), $P6_3/mcm$ (No. 193) and $P6_3/mmc$ (No. 194). All of these space groups have 4-fold degeneracy at TRI k -points within $k_z = \pi$ plane, forced by screw axis (No. 176, 193 and 194) or glide reflection symmetry (No. 192). However, space groups No. 193 and 194 have three mirror planes parallel to C_6 axis, posing extra symmetry conditions that force three high-symmetry lines to be degenerate and thus no band splitting along these directions [29]. Therefore, such nodes form an infinite network through the BZ, leading to new types of topological semimetal named nodal-line [30-35] and nodal-ring semimetal [29,36] that are distinct from DSM and WSM. Therefore, only materials with space group $P6_3/m$ and $P6/mcc$ can host cubic Dirac Fermions in terms of crystal symmetry (see Supplementary Information for details).

To further ensure that the leading order of the in-plane dispersion is cubic the states of conduction band and valence band at the DP should have opposite eigenvalues of C_6 operator [15] i , or $-i$. This means that the four degenerate states at the DP should have the orbital part with angular momentum $l_z = \pm 1$, e.g., $p_x \pm ip_y$ or $d_{xz} \pm id_{yz}$ components. In addition, the 4-fold degenerate DP bunches conduction and valence band together (half filling), which requires the total number of electrons $N_e \bmod 4 = 2$. On the other hand, because of non-symmorphic symmetry the materials should have at least two sublattices, indicating an odd number count per formula unit (f.u.).

We summarize all the requirements for CDSM as follows: (i) inversion, (ii) C_6 rotation, (iii) non-symmorphic symmetry, (iv) $l_z = \pm 1$ states and (v) odd number of electrons per f.u.. Based on these design principles, we performed a design-principle guided material search and found that a group of $A(\text{MoX})_3$ compounds with space group $P6_3/m$ are ideal candidates for CDSM.

Crystal structure and chemical bonding of the $A(\text{MoX})_3$ family: The quasi-1D structures $A(\text{MoX})_3$ system is derived from the general family, known as “Chevrel clusters” [37], that has been synthesized with extended MoX clusters Mo_6X_8 . The Mo_6X_8 unit can be viewed as a Mo_6 octahedral surrounded by eight X chalcogen atoms, or two Mo_3X_3 star-shaped planes capped by two other X atoms along c axis (C_6 rotation axis), as shown in Fig. 1a. This unit cluster can be expanded along c axis infinitely and form an 1D chain by repeating the Mo_3X_3 unit along c axis, as shown in Fig. 1b and c. Such an extension provides a transition between a “molecule” to a chain-like structure, with each equidistant unit of the chain forming an equilateral triangle by three Mo atoms. The monovalent cation element A (alkali or In, Tl) forms linear chains between the Mo_3X_3 units, as shown in Fig. 1e. The $A(\text{MoX})_3$ compounds can be synthesized at 1000-1200 °C in sealed molybdenum crucibles under low argon pressure, and the single crystals are needle-like growing along the c axis, indicating the quasi-1D character [23]. Most of this family of compounds are stable in the air atmosphere, and some of them are reported as quasi-1D superconductors with relatively high critical fields [27,38,39].

The intra-triangle (within a-b plane) Mo-Mo bond lengths are 2.64-2.65 Å for all the $A(\text{MoX})_3$ compounds considered here, while the inter-triangle Mo-Mo bond ranges from 2.69-2.76 Å. These bond lengths are all well below twice of the atomic radius of Mo (2.01 Å), indicating strong Mo-Mo interaction. In addition to the ordinary ionic/valent bonds (e.g., Mo-X), the existence of Mo-Mo interaction leads to delocalized electrons along the chain and complicates the overall bonding types of Mo atoms. As a result, the average valence state of Mo can be a fractional number, offering possibilities to have an odd number of electrons per f.u. Considering $A(\text{MoX})_3$ with alkali atom $A(s^1)$, $\text{Mo}(d^5s^1)$ and X (s^2p^4) and only Mo atom can be multi-valent, the valence state on Mo atom is thus +1.67. Since the total electrons per f.u. is an odd number 37.

In addition to the odd number of electron filling, we have identified this family of compound as a CDSM (Table I) also because of its reported space group being non-symmorphic $P6_3/m$ (No. 176) [23]. The structure contains 12 symmetry operations: identity, inversion, screw axis operation $\{C_6|(0,0,1/2)\}$, which is a six-fold rotation about c axis followed by a fractional lattice translation $c/2$, and their combinations. For example, the combination of three-fold screw axis operation 6_3 and inversion generate mirror reflection M_z with the mirror plane contains Mo triangle, which doesn't contain the inversion center. It is the operator $\mathcal{A} = M_z$ that bunches the four states $\psi, PT\psi, P\psi, T\psi$ together at the four TRI-k points in $k_z = \pi$ plane, corresponding to one cubic DP and three linear DPs.

Dirac Fermions with different types of band dispersion: Fig. 2a illustrates the DFT-calculated band dispersion of $\text{Ti}(\text{MoTe})_3$ – a representative of quasi-1D $\text{A}(\text{MoX})_3$ compounds that are immune to Peierls distortion. We find that the dispersion within either $k_z = 0$ (Γ -M-K- Γ) or $k_z = \pi$ plane (A-H-L) is relatively flat. In contrast, the bands along the c axis (Γ -A and Γ -L) are dispersive, indicating the quasi-1D feature of the structure. Specifically, there are two steep and linear bands from conduction and valence band meeting at the A(0, 0, 0.5) and L(0.5,0,0.5) point from Γ . Note that within the gap window of ~ 0.9 eV around the Fermi level, only the Dirac bands show up within the Brillouin zone. Such a clean band structure is expected to be easy to capture by angle-resolved photoemission spectroscopy (ARPES) measurement. The Fermi velocity of the linear Dirac bands along k_z direction is 5.2×10^5 m/s, a value approaching that of graphene, indicating massless Dirac Fermions with high mobility.

Next we discuss the physical properties of the DPs located at the A and L point, respectively. There are four inequivalent DPs at the TRI k-points of the BZ boundary, including one A point, and three L points, as indicated in Fig. 1(f). Here the 4-fold band crossing originates from the four-dimensional irreducible representation of the DP, protected by non-symmorphic space group symmetry related to two sublattices. Namely, the system is invariant under some point group operations with respect to a lattice site followed by a partial translation between sublattice sites. Here, the DPs at A and L are protected by the screw axis symmetry 2_1 , and are thus stable under adiabatic transformations that preserve these symmetry operations.

To capture the dispersion physics of the DPs at A and L, we use a four-band $k \cdot p$ model applied at the high-symmetry points A and L and then confirm the results by DFT calculations. In this case, the matrix representation of the inversion symmetry operator P has the form $P = \pm \tau_x$, while the time-reversal symmetry operator T takes the form $T = i\sigma_y K$, where τ and σ is the Pauli matrix working on the orbital and spin subspace, respectively, and K denotes complex conjugation. Taking the four-band basis $\{|A, \uparrow\rangle, |B, \uparrow\rangle, |A, \downarrow\rangle, |B, \downarrow\rangle\}$ with A/B and \uparrow/\downarrow denoting orbital and spin degree of freedom, the low-energy Hamiltonian of the DP with the implement of both P and T -invariance condition is written as the form of 4 x 4 matrix [15,40]:

$$H(\mathbf{k}) = \begin{pmatrix} a_1(\mathbf{k})\sigma_z + a_2(\mathbf{k})\sigma_y + a_5(\mathbf{k})\sigma_x & (a_3(\mathbf{k}) - ia_4(\mathbf{k}))\sigma_z \\ (a_3(\mathbf{k}) + ia_4(\mathbf{k}))\sigma_z & -a_1(\mathbf{k})\sigma_z + a_2(\mathbf{k})\sigma_y + a_5(\mathbf{k})\sigma_x \end{pmatrix}, \quad (1)$$

where $a_{0,5}(\mathbf{k})$ are real even functions of \mathbf{k} , and $a_{1,2,3,4}(\mathbf{k})$ are real odd functions of \mathbf{k} . By further applying specific rotation symmetries, the DPs could be classified according to their leading order of band dispersion based on different band eigenvalues of the rotation operator. Generally, the eigenvalues of C_n rotation are $\alpha = e^{i\pi(2p+1)/n}$, where $p = 0, 1, \dots, n-1$. If we use the p value to represent the rotation eigenvalue of the four-band basis, we have a $\{p, q, r, s\}$ list with the time-reversal symmetry condition requiring $r = n-p-1$ and $s = n-q-1$. Furthermore, the invariance of the Hamiltonian under C_n rotation forces that all the k -expansion term $k_+^{m_1} k_-^{m_2}$ in $H(k_+, k_-, k_z)$ vanishes if $m_1 - m_2 \neq p - q \bmod n$ (a more detailed derivation could be found in Ref. [7,15]). Therefore, the leading order of k -dispersion at the DP can thus be written as $p-q \bmod n$.

In $A(\text{MoX})_3$ compounds, the little group of the A point is C_{6h} with a C_6 rotation axis. Indeed, we find that the band eigenvalues of C_6 at the A point are $\{i, -i, -i, i\}$, which means $\{p, q\} = \{4, 1\}$ (the order does not matter). Therefore, the leading order of in-plane k -dispersion is 3, indicating cubic Dirac Fermions at A. It describes Fermions having linear dispersion along the C_6 axis (k_z direction), while cubic dispersion within k_x - k_y plane (the coordinate system is defined in Fig. 1f). This result is confirmed by DFT calculations shown in Fig. 2b, from where it is clear that the band splitting between Dirac bands disperse cubically along both k_x and k_y direction. The cubic Dirac Fermion with isotropic dispersion is famous in nonlinear self-interacting Dirac model in quantum field theory [41], while here we report an anisotropic cubic Dirac Fermion in a real material

for the first time. The effective Hamiltonian in the vicinity of the cubic DP is thus written as:

$$H_{cubic}(\mathbf{k}) \sim \begin{pmatrix} (k_+^3 + k_-^3)\sigma_x + i(k_+^3 - k_-^3)\sigma_y + k_z\sigma_z & 0 \\ 0 & -(k_+^3 + k_-^3)\sigma_x - i(k_+^3 - k_-^3)\sigma_y - k_z\sigma_z \end{pmatrix}, \quad (2)$$

where $k_{\pm} = k_x \pm ik_y$ with the origin at the DP. Such a block-diagonal matrix can be decomposed into two Weyl Hamiltonians, with each being characterized by a topological invariant, i.e., a Chern number, which is defined as the number of monopoles of Berry curvature of a closed 2D surface enclosing the Weyl nodes. In $A(\text{MoX})_3$, the DP at A is composed of two opposite cubic Weyl Fermions [7] carrying Chern numbers +3 and -3 joining without annihilation. In other words, such a DP can be viewed as being composed of 6 conventional Weyl Fermions with 3 having left-handed and 3 having right-handed chirality. It is known in high energy physics that the Weyl Fermions with the same chirality cannot be degenerate, so such a 6-fold DP is indeed a “new Fermion”, caused by symmetries present specifically in crystals.

Next we consider the L point, which has the little group C_{2h} with a C_2 rotation axis. Thus, the band eigenvalue of rotation operator is $\pm i$, and $\{p, q\} = \{0, 1\}$. Therefore, the DP at L has linear dispersion along k_x and k_y direction, as confirmed by DFT calculation shown in Fig. 2(b). The type of linear DP at L in $A(\text{MoX})_3$ is identical to that of hypothetical β -cristobalite BiO_2 [11] and distorted spinel BaZnSiO_4 [42], but is more experimentally accessible because of its stability (will discuss later) and the success history of synthesis [23]. In addition, the DP at L in $\text{Tl}(\text{MoTe})_3$ is only 7 meV below the Fermi level, which hopefully could be observed by ARPES.

Dirac Fermions within the conduction bands: The crystal symmetry of $A(\text{MoX})_3$ compounds can also host another type of Dirac Fermions, which is induced by the band inversion between conduction and valence bands with an accidental band crossing inside the BZ. Examples include Na_3Bi , Cd_3As_2 that were verified by ARPES measurement [13,14], and ternary honeycomb materials such as BaYBi ($Y = \text{Au, Ag and Cu}$) [43] and metastable allotropes of Ge and Sn [44] predicted by first-principles calculation. However, because the conduction and valence band of $A(\text{MoX})_3$ family only meet at A and L points, such DPs are actually band crossing of two conduction bands or two valence bands at A points along Γ -A direction. In $\text{Tl}(\text{MoTe})_3$ there are two inequivalent

DPs having the energy ~ 300 meV above the Fermi level, as marked by the purple circles in Fig. 2a. Interestingly, although they located close to each other in terms of both momentum and energy, the dispersion properties of the two DPs are quite different. In contrast to the band crossings at A and L that are protected by non-symmorphic symmetry, the DPs at Λ originate from the inversion of bands with different parities. Thus, the inversion operator takes the form $P = \pm\tau_z$, and the low-energy Hamiltonian of the DP deviates from Eq. (1) accordingly [40]. Given the double group representations of C_6 , the two-fold degenerate Λ bands have three possibilities: G_7+G_8 , G_9+G_{10} , and $G_{11}+G_{12}$, with the eigenvalues of C_6 being $e^{\pm 5\pi i/6}$, $e^{\pm \pi i/6}$, $e^{\pm 3\pi i/6}$, respectively. For the DPs, Λ_1 is the crossing point of G_7+G_8 and G_9+G_{10} bands, and thus have $\{p, q\} = \{2, 0\}$, indicating a quadratic Dirac Fermion with quadratic in-plane dispersion. While the quadratic Weyl points with the Chern numbers ± 2 are theoretically predicted in time-reversal breaking HgCrSe₄ [7] and inversion breaking SrSi₂ [22], the quadratic Dirac Fermion composed by two quadratic Weyl Fermions with opposite monopole charges has been never reported before. On the other hand, Λ_2 is the crossing point of G_7+G_8 and $G_{11}+G_{12}$ bands, and thus have $\{p, q\} = \{2, 1\}$, indicating a linear Dirac Fermion. We note that the linear DP at Λ_2 distinguishes with the DP at L in two folds: First, DP at Λ_2 originates from band crossing due to band inversion and happens in pairs around a TRI k-point (see Fig. 1f); while DP at L is the touching point between conduction and valence band at the boundary of BZ due to non-symmorphic symmetry; second, as well as A and Λ_1 , DP at Λ_2 show isotropic dispersion between k_x and k_y direction because the DPs along z axis feels SO(2) symmetry at small in-plane \mathbf{k} , while DP at L has anisotropic linear dispersions along k_x and k_y direction, as shown in Fig. 2b. We summarize the physical characters of the different DPs in Tl(MoTe)₃ in Table I.

Peierls distortion and stable structures in quasi-1D A(MoX)₃ compounds: As noted above, the group of materials A(MoX)₃ with reported P6₃/m structure has been made and is laboratory stable. However, the structure determination done so far [23,45] did not shed light on the possibility of possible Peierls distortion. It is natural to expect that the ideal 1D metallic structures are unstable against Peierls distortion, and could have in the undistorted structure either soft phonon modes or higher energy than the distorted phase. Such distortion could destroy the crystal symmetries responsible for the DP and thus

open a gap. To predict realistic quasi-1D DSM candidates we thus studied systematically by DFT the phonon spectra (shown in Fig. S1) and thermodynamic stability (shown in Table SI and Fig. 3) of the fifteen $A(\text{MoX})_3$ compound related to Peierls distortion. A number of observations can be made: (i) four compounds $\text{Na}(\text{MoS})_3$, $\text{Na}(\text{MoSe})_3$, $\text{K}(\text{MoSe})_3$ and $\text{Rb}(\text{MoSe})_3$ have soft phonons for the undistorted structure, indicating dynamical instability. (ii) All six $A(\text{MoX})_3$ compounds with $A = \text{Na}, \text{K}, \text{Rb}$ and $X = \text{S}$ and Se , including the four compounds having soft phonon modes, are highly unstable in undistorted structure. As a result, the ground states of these materials experience Peierls transition to lower the total energy by 5.5-6.9 meV/f.u., and thus become semiconducting. (iii) $\text{Tl}(\text{MoTe})_3$ and $\text{Rb}(\text{MoTe})_3$ are immune to Peierls distortion, leading to the retention of the CDSM phase. (iv) There is an intermediate phase with seven materials. Their undistorted and distorted structures are both dynamically stable and have somewhat similar total energies, implying the coexistence of both phases.

Several $A(\text{MoX})_3$ compounds are not dynamically stable in the high-symmetry $P6_3/m$ structure, e.g., $\text{K}(\text{MoSe})_3$. The phonon spectrum of undistorted $\text{K}(\text{MoSe})_3$ is shown in Fig. 4a. By analyzing the evolution of the phonon eigenvectors we find that one soft phonon mode is found at Γ as well as $k_z = 0$ plane, indicating that such high-symmetry metallic structure is dynamically unstable. The eigenvectors of the soft phonon modes of undistorted $\text{K}(\text{MoSe})_3$ (see Fig. 4b) show that Peierls distortion naturally happens. The Mo triangles tend to become pairs by moving towards to each other, forming alternative short-long-short-long bonding with each other. Interestingly, the 3 Se atoms within the same plane of each Mo triangle tend to move oppositely and thus forms buckled in-plane structure. We applied such distortion mode to the undistorted structure and after relaxation we find that such Peierls distortion indeed eliminates the negative phonon modes (see Fig. 4c) as well as lowers the total energy by 6.8 meV per f.u.. The distorted structure (see Fig. 1d) has a reduced symmetry with a space group of $P\bar{3}$ (No. 147), in which the screw axis symmetry is no longer preserved. As a result, a band gap is opened at the A and L points. Fig. 4d shows that in distorted $\text{K}(\text{MoSe})_3$ there is a 280 meV band gap throughout $k_z = \pi$ plane, indicating that the relative small change in band length between Mo triangles (0.03 Å) induces remarkable effect in electronic structure.

Indeed, the existence of Peierls distortion is basically the competition between band eigenvalues and elastic energy. If the gain of occupied band eigenvalues induced by creating a gap is less than the cost of elastic energy by modulating the atomic positions, Peierls distortion will not happen. The subtlety of whether a quasi-1D system would experience Peierls transition is closely related how “1D” the system is. To demonstrate this, we investigate the relationship between the stability of undistorted $A(\text{MoX})_3$ compounds and their character of one-dimensionality. Since the linear Dirac bands along Γ -A are mainly contributed by d_{xz} and d_{yz} orbitals of Mo atom, these states strongly extend along the chain direction through the inter-triangle Mo-Mo bonding, leading to large dispersion. On the other hand, the energy bands within a-b plane is rather narrow, implying weak in-plane hopping. Especially, the flatness of the bands within $k_z = \pi$ plane reflects the instability due to Fermi nesting. Therefore, we define a parameter $\lambda = W_c/W_{ab}$ to quantify the anisotropy between c axis and a-b plane, where W_c and W_{ab} denote the widths of the linear Dirac band along Γ -A and the flat band within $k_z = \pi$ plane, to find out the relationship between Peierls distortion and the strength of the “1D-ness”. More details about λ for the 15 $A(\text{MoX})_3$ compounds are shown in Supplementary Table SI. The phase diagram as a function of λ is shown in Fig. 3. A clear trend can be found that the compounds having stable DMS phase or competitive DSM phase comparing with Peierls phase are mostly located at the small λ area, indicating that they are less 1D-like. On the other hand, the compounds with $\lambda > 100$ are considered more 1D-like, and are thus stabilized as Peierls phase (except $\text{Rb}(\text{MoTe})_3$). In addition, for the group of $A(\text{MoX})_3$ with the same A cation, the $A(\text{MoSe})_3$ is the most unstable comparing with $X = \text{S}$ and Te .

Finally, we predict that the quasi-1D feature of the $A(\text{MoX})_3$ family provides a platform for realizing low-dimensional physics as well as new electronic and optoelectronic device concepts. Specifically, the optical properties of DSM compounds are uniquely interesting because of the coexistence of reduced dimensionality 1D-metal embedded in a semiconductor bulk, leading to a polarization-dependent optical signature. As shown in Fig. 5a, for $\text{Tl}(\text{MoTe})_3$ there is an absorption peak starting from 0 eV for z -polarized light originating from the interband optical transitions between the linearly dispersed valence and conduction Dirac bands, while nearly zero absorption for x - and y -

polarized light up to 0.5 eV, originating from the insulating states along these directions. The case of Peierls semiconductor, e.g., $\text{K}(\text{MoSe})_3$, is slightly different in that the z -direction behaves like a small-gap semiconductor, evidenced by nonzero energy onset of the absorption peak shown in Fig. 5b. Future measurement of the polarization dependence will serve to disentangle the basically different optical properties of 1D-metal and the semiconductor.

Discussion

Metal-insulator transition: We expect that Peierls distortion is more noticeable in low temperature, while in high temperature the high-symmetry metallic state is usually more stable because the gain of band eigenvalues is reduced by the thermal excitation of electrons across the band gap. Given that the structural determination of single crystal assigns $\text{A}(\text{MoX})_3$ to the high-symmetry space group $\text{P6}_3/\text{m}$ at high temperature, the message from Fig. 3 could provide some implications on the metal-insulator transition of this system that can be compared with the transport measurements [27,28] and theoretical explanations using electron-phonon coupling [25]. We conclude that the compounds in the “Peierls semiconductor” region should undergo a phase transition from metal to semiconductor when the temperature goes below a critical value, while at low temperature the compounds in the “Coexistence” region could appear both phases based on the growth condition. The phase diagram with three regions shown in Fig. 3 is in great agreement with the measurements made by previous experiments, including that $\text{Tl}(\text{MoTe})_3$ is metallic at low temperature; $\text{A}(\text{MoSe})_3$ compounds with $\text{A} = \text{Na}, \text{K}, \text{Rb}$ undergo a metal-insulator transition below 200 K [28], while $\text{Tl}(\text{MoSe})_3$, $\text{In}(\text{MoSe})_3$ has at least two types of sample with one metallic down to low temperature and another having phase transition a critical temperature [27]. Our results on thermodynamically stability are also consistent with the recent calculation using the electron-phonon coupling, concluding that the main mechanism of the metal-insulator transition is the dynamic charge density wave that corresponds to Peierls-type displacement [25].

Remarks on surface states: The link between the topological invariant of the bulk and the surface/edge states, known as bulk-boundary correspondence, is the central property of a topological system. For example, in WSMs there are Fermi arcs robustly protected at

the surface because of a topological origin [3]: each 2D plane that lies between a pair of Weyl points, perpendicular to the separation between them, is a 2D Chern insulator associated with quantum Hall effect. The edge states of these Chern insulators connect to form surface Fermi arcs, which end at the projection of bulk Weyl points. On the other hand, since the DP in DSM could be understood as two degenerate Weyl points with opposite monopole charge, it has been expected that there are two copies of Fermi arcs on DSM surface forming a ring with two singularities at the surface projection of the DPs in bulk. However, a recent theoretical study reveals that the Fermi arcs on DSM surface are not topologically protected and can be continuously deformed into the case of a topological or normal insulator without any symmetry breaking [46]. Then the surface behavior of a DSM will follow the direction where a small perturbation will lead the system to. For DSMs with a pair of DPs located away from the TRI k -points and $P = \pm\tau_z$ (parity inversion), such as Na_3Bi and Cd_3As_2 , a small perturbation can open the gap while preserve the band inversion, leading to a topological insulator (TI). Thus, the surface states are robust as a closed Fermi contour.

Why are cubic Dirac Fermions interesting relative to conventional Dirac Fermions?

DSMs with DP located at the TRI k -points, such as BiO_2 (in a hypothetical SiO_2 structure [11]) and the $\text{A}(\text{MoX})_3$ family, behave as a quantum critical point, rendering it an ideal platform to realize other topological phases by the symmetry tuning [11,15,47]. The main points of interest are: (i) By breaking time-reversal symmetry in DSM, e.g., via introduction of magnetic ions, such systems are known to transform to WSMs. More specifically, for CDSM this was predicted theoretically [15] to lead to WSM with the unique occurrence of three Fermi arcs connecting the surface projection of the Weyl node and its antinode. This is the largest number of pairs of Weyl nodes that can theoretically be accommodated, leading to an enhanced conductivity step for the quantum anomalous Hall effect. (ii) The dispersion power n (= numbers of monopole charges) present in symmetry-broken DSM was predicted to produce n -dependent quantum interference effects [48], leading to dispersion-dependent quantum transport phenomena. For conventional DSM/WSM ($n = 1$), a destructive quantum interference results in a weak antilocalization correction proportional to $-\sqrt{B}$ in the weak field limit. Such negative longitudinal magnetoresistance, also known as chiral anomaly [49,50], has been

confirmed by various transport measurements [51-55]. In contrast, for DSM/WSM with $n = 2$, it has been predicted that a weak localization correction proportional to $+\sqrt{B}$ applies on the magnetoconductivity [48], calling for experimental verifications. With the material realization of CDSM ($n = 3$), its transport behavior becomes an accessible and open question. (iii) The stronger screening of bare interaction and disorder in DSM/WSM with high-order dispersions provides the opportunity for more exotic physics, such as quantum criticality and phase transition [56-58]. In DSM/WSM, the density of states at the band crossing point behaves as $\rho(E) \sim |E|^{2/n}$. Compared with the linear-dispersing direction, the quadratic and cubic-dispersing directions have enhanced density of states near the band crossing point, which results in stronger screening. Specifically, in CDSM ($n = 3$) the Coulomb interactions along the in-plane directions are screened with a faster decaying than that along the rotation axis (r^{-1}). Recently, it was predicted that WSM with $n = 3$, in the presence of short-range interactions, can easily undergo a continuous quantum phase transition into either a translational symmetry breaking axion insulator or a rotational symmetry breaking nematic state [59]. Furthermore, the nonlinear dispersion and the 1D nature of a condensed matter system would cause a breakdown of the interacting Fermi liquid theory for electron behavior, leading to Luttinger liquid instead.

Methods

All The calculations including total energy, electronic structure and phonon dispersion were performed by density functional theory (DFT) where the geometrical and total energies are calculated by the projector-augmented wave (PAW) pseudopotential [60] and the exchange correlation is described by the generalized gradient approximation of Perdew, Burke and Ernzerhof (PBE) [61] as implemented in the Vienna ab initio package (VASP) [62]. The plane wave energy cutoff is set to 500 eV, and the electronic energy minimization was performed with a tolerance of 10^{-5} eV. Spin-orbit coupling is taken into account self-consistently throughout the electronic structure calculations. The atomic projection on band structure is calculated by projecting the wave functions with plan wave expansion on the orbital basis (spherical harmonics) of each atomic site. The phonon spectra were identified by PHONOPY package [63], in which the force constants are calculated in the framework of density-functional perturbation theory (DFPT) [64].

Phonon calculations were performed within a $1 \times 1 \times 4$ supercell (56 atoms). To evaluate the anisotropic optical properties of quasi-1D $A(\text{MoX})_3$ compounds, we calculate the frequency (ω) dependent dielectric function $\varepsilon^{ij}(\omega)$ based on DFT. Then the optical absorption coefficient is evaluated from the dielectric function:

$$\alpha^{ij}(\omega) = \frac{\sqrt{2}\omega}{c} \sqrt{|\varepsilon^{ij}(\omega)| - \text{Re}[\varepsilon^{ij}(\omega)]}, \quad (3)$$

where c is the speed of light and $\text{Re}[\varepsilon^{ij}(\omega)]$ is the real part of $\varepsilon^{ij}(\omega)$.

Acknowledgements

We thank Prof. Liang Fu, Dr. Junwei Liu, Xiuwen Zhang, Huaxing Zhu and Xiaoqing Zhou for helpful discussions. This work was supported by the U.S. Department of Energy, Office of Science, Basic Energy Sciences, Materials Sciences and Engineering Division under Grant No. DE-FG02-13ER46959 to University of Colorado, Boulder. This work used resources of the National Energy Research Scientific Computing Center, which is supported by the Office of Science of the U.S. Department of Energy under Contract No. DE-AC02-05CH11231.

References

- [1] C. J. Bradley and A. P. Cracknell, *The Mathematical Theory of Symmetry in Solids* (Clarendon, 1972).
- [2] M. S. Dresselhaus, G. Dresselhaus, and A. Jorio, *Group Theory: Application to the Physics of Condensed Matter* (Springer, 2008).
- [3] X. Wan, A. M. Turner, A. Vishwanath, and S. Y. Savrasov. *Topological semimetal and Fermi-arc surface states in the electronic structure of pyrochlore iridates*. Physical Review B **83**, 205101, (2011).
- [4] Z. Wang, Y. Sun, X.-Q. Chen, C. Franchini, G. Xu, H. Weng, X. Dai, and Z. Fang. *Dirac semimetal and topological phase transitions in $A_3\text{Bi}$ ($A=\text{Na}, \text{K}, \text{Rb}$)*. Physical Review B **85**, 195320, (2012).
- [5] B. Bradlyn, J. Cano, Z. Wang, M. G. Vergniory, C. Felser, R. J. Cava, and B. A. Bernevig. *Beyond Dirac and Weyl fermions: Unconventional quasiparticles in conventional crystals*. Science **353**, 5037, (2016).
- [6] G. Xu, H. Weng, Z. Wang, X. Dai, and Z. Fang. *Chern Semimetal and the Quantized Anomalous Hall Effect in HgCrSe_4* . Physical Review Letters **107**, 186806, (2011).
- [7] C. Fang, M. J. Gilbert, X. Dai, and B. A. Bernevig. *Multi-Weyl Topological Semimetals Stabilized by Point Group Symmetry*. Physical Review Letters **108**, 266802, (2012).

- [8] A. A. Soluyanov, D. Gresch, Z. Wang, Q. Wu, M. Troyer, X. Dai, and B. A. Bernevig. *Type-II Weyl semimetals*. Nature **527**, 495, (2015).
- [9] H. Weng, C. Fang, Z. Fang, B. A. Bernevig, and X. Dai. *Weyl Semimetal Phase in Noncentrosymmetric Transition-Metal Monophosphides*. Physical Review X **5**, 011029, (2015).
- [10] S.-Y. Xu, I. Belopolski, N. Alidoust, M. Neupane, G. Bian, C. Zhang, R. Sankar, G. Chang, Z. Yuan, C.-C. Lee, S.-M. Huang, H. Zheng, J. Ma, D. S. Sanchez, B. Wang, A. Bansil, F. Chou, P. P. Shibayev, H. Lin, S. Jia, and M. Z. Hasan. *Discovery of a Weyl fermion semimetal and topological Fermi arcs*. Science **349**, 613, (2015).
- [11] S. M. Young, S. Zaheer, J. C. Y. Teo, C. L. Kane, E. J. Mele, and A. M. Rappe. *Dirac Semimetal in Three Dimensions*. Physical Review Letters **108**, 140405, (2012).
- [12] Z. Wang, H. Weng, Q. Wu, X. Dai, and Z. Fang. *Three-dimensional Dirac semimetal and quantum transport in Cd₃As₂*. Physical Review B **88**, 125427, (2013).
- [13] Z. K. Liu, J. Jiang, B. Zhou, Z. J. Wang, Y. Zhang, H. M. Weng, D. Prabhakaran, S. K. Mo, H. Peng, P. Dudin, T. Kim, M. Hoesch, Z. Fang, X. Dai, Z. X. Shen, D. L. Feng, Z. Hussain, and Y. L. Chen. *A stable three-dimensional topological Dirac semimetal Cd₃As₂*. Nat Mater **13**, 677, (2014).
- [14] Z. K. Liu, B. Zhou, Y. Zhang, Z. J. Wang, H. M. Weng, D. Prabhakaran, S. K. Mo, Z. X. Shen, Z. Fang, X. Dai, Z. Hussain, and Y. L. Chen. *Discovery of a Three-Dimensional Topological Dirac Semimetal, Na₃Bi*. Science **343**, 864, (2014).
- [15] B.-J. Yang and N. Nagaosa. *Classification of stable three-dimensional Dirac semimetals with nontrivial topology*. Nature Communications **5**, 4898, (2014).
- [16] S. M. Young and C. L. Kane. *Dirac Semimetals in Two Dimensions*. Physical Review Letters **115**, 126803, (2015).
- [17] H. Weng, C. Fang, Z. Fang, and X. Dai. *Topological semimetals with triply degenerate nodal points in theta-phase tantalum nitride*. Physical Review B **93**, 241202, (2016).
- [18] B. J. Wieder, Y. Kim, A. M. Rappe, and C. L. Kane. *Double Dirac Semimetals in Three Dimensions*. Physical Review Letters **116**, 186402, (2016).
- [19] Z. Zhu, G. W. Winkler, Q. Wu, J. Li, and A. A. Soluyanov. *Triple Point Topological Metals*. Physical Review X **6**, 031003, (2016).
- [20] T. T. Heikkilä and G. E. Volovik. *Fermions with cubic and quartic spectrum*. JETP Letters **92**, 681, (2010).
- [21] Z. Gao, M. Hua, H. Zhang, and X. Zhang. *Classification of stable Dirac and Weyl semimetals with reflection and rotational symmetry*. Physical Review B **93**, 205109, (2016).
- [22] S.-M. Huang, S.-Y. Xu, I. Belopolski, C.-C. Lee, G. Chang, T.-R. Chang, B. Wang, N. Alidoust, G. Bian, M. Neupane, D. Sanchez, H. Zheng, H.-T. Jeng, A. Bansil, T. Neupert, H. Lin, and M. Z. Hasan. *New type of Weyl semimetal with quadratic double Weyl fermions*. Proceedings of the National Academy of Sciences **113**, 1180, (2016).
- [23] M. Potel, R. Chevrel, M. Sergent, J. C. Armici, M. Decroux, and Ø. Fischer. *New pseudo-one-dimensional metals: M₂Mo₆Se₆ (M = Na, In, K, Tl), M₂Mo₆S₆ (M = K, Rb, Cs), M₂Mo₆Te₆ (M = In, Tl)*. Journal of Solid State Chemistry **35**, 286, (1980).
- [24] T. Hughbanks and R. Hoffmann. *Molybdenum chalcogenides: clusters, chains, and extended solids. The approach to bonding in three dimensions*. Journal of the American Chemical Society **105**, 1150, (1983).

- [25] A. P. Petrovic, R. Lortz, G. Santi, M. Decroux, H. Monnard, Ø. Fischer, L. Boeri, O. K. Andersen, J. Kortus, D. Salloum, P. Gougeon, and M. Potel. *Phonon mode spectroscopy, electron-phonon coupling, and the metal-insulator transition in quasi-one-dimensional M₂Mo₆Se₆*. Physical Review B **82**, 235128, (2010).
- [26] Q. D. Gibson, L. M. Schoop, L. Muechler, L. S. Xie, M. Hirschberger, N. P. Ong, R. Car, and R. J. Cava. *Three-dimensional Dirac semimetals: Design principles and predictions of new materials*. Physical Review B **91**, 205128, (2015).
- [27] J. C. Armici, M. Decroux, Ø. Fischer, M. Potel, R. Chevrel, and M. Sergent. *A new pseudo-one-dimensional superconductor: Tl₂Mo₆Se₆*. Solid State Communications **33**, 607, (1980).
- [28] J. M. Tarascon, F. J. DiSalvo, and J. V. Waszczak. *Physical properties of several M₂Mo₆X₆ compounds (M = GROUP IA METAL; X = Se, Te)*. Solid State Communications **52**, 227, (1984).
- [29] Q.-F. Liang, J. Zhou, R. Yu, Z. Wang, and H. Weng. *Node-surface and node-line fermions from nonsymmorphic lattice symmetries*. Physical Review B **93**, 085427, (2016).
- [30] A. A. Burkov, M. D. Hook, and L. Balents. *Topological nodal semimetals*. Physical Review B **84**, 235126, (2011).
- [31] C. Fang, Y. Chen, H.-Y. Kee, and L. Fu. *Topological nodal line semimetals with and without spin-orbital coupling*. Physical Review B **92**, 081201, (2015).
- [32] H. Weng, Y. Liang, Q. Xu, R. Yu, Z. Fang, X. Dai, and Y. Kawazoe. *Topological node-line semimetal in three-dimensional graphene networks*. Physical Review B **92**, 045108, (2015).
- [33] R. Yu, H. Weng, Z. Fang, X. Dai, and X. Hu. *Topological Node-Line Semimetal and Dirac Semimetal State in Antiperovskite Cu₃PdN*. Physical Review Letters **115**, 036807, (2015).
- [34] G. Bian, T.-R. Chang, R. Sankar, S.-Y. Xu, H. Zheng, T. Neupert, C.-K. Chiu, S.-M. Huang, G. Chang, I. Belopolski, D. S. Sanchez, M. Neupane, N. Alidoust, C. Liu, B. Wang, C.-C. Lee, H.-T. Jeng, C. Zhang, Z. Yuan, S. Jia, A. Bansil, F. Chou, H. Lin, and M. Z. Hasan. *Topological nodal-line fermions in spin-orbit metal PbTaSe₂*. Nature Communications **7**, 10556, (2016).
- [35] H. Huang, J. Liu, D. Vanderbilt, and W. Duan. *Topological nodal-line semimetals in alkaline-earth stannides, germanides, and silicides*. Physical Review B **93**, 201114, (2016).
- [36] T. Bzdusek, Q. Wu, A. Rüegg, M. Sigrist, and A. A. Soluyanov. *Nodal-chain metals*. Nature **advance online publication**, (2016).
- [37] R. Chevrel, P. Gougeon, M. Potel, and M. Sergent. *Symposium on Metal-Metal Bonding in Solid State Clusters and Extended Arrays Ternary molybdenum chalcogenides: A route to new extended clusters*. Journal of Solid State Chemistry **57**, 25, (1985).
- [38] R. Brusetti, P. Monceau, M. Potel, P. Gougeon, and M. Sergent. *The exotic superconductor Tl₂Mo₆Se₆ investigated by low field magnetization measurements*. Solid State Communications **66**, 181, (1988).
- [39] A. P. Petrovic, D. Ansermet, D. Chernyshov, M. Hoesch, D. Salloum, P. Gougeon, M. Potel, L. Boeri, and C. Panagopoulos. *A disorder-enhanced quasi-one-dimensional superconductor*. Nature Communications **7**, 12262, (2016).

- [40] M. Shuichi. *Phase transition between the quantum spin Hall and insulator phases in 3D: emergence of a topological gapless phase*. New Journal of Physics **9**, 356, (2007).
- [41] F. W. Hehl and B. K. Datta. *Nonlinear Spinor Equation and Asymmetric Connection in General Relativity*. Journal of Mathematical Physics **12**, 1334, (1971).
- [42] J. A. Steinberg, S. M. Young, S. Zaheer, C. L. Kane, E. J. Mele, and A. M. Rappe. *Bulk Dirac Points in Distorted Spinel*s. Physical Review Letters **112**, 036403, (2014).
- [43] Y. Du, B. Wan, D. Wang, L. Sheng, C.-G. Duan, and X. Wan. *Dirac and Weyl Semimetal in XYBi (X = Ba, Eu; Y = Cu, Ag and Au)*. Scientific Reports **5**, 14423, (2015).
- [44] W. Cao, P. Tang, S.-C. Zhang, W. Duan, and A. Rubio. *Stable Dirac semimetal in the allotropes of group-IV elements*. Physical Review B **93**, 241117, (2016).
- [45] R. Chevrel and M. Sergent, in *Crystal Chemistry and Properties of Materials with Quasi-One-Dimensional Structures: A Chemical and Physical Synthetic Approach*, edited by J. Rouxel (Springer Netherlands, Dordrecht, 1986), pp. 315.
- [46] M. Kargarian, M. Randeria, and Y.-M. Lu. *Are the surface Fermi arcs in Dirac semimetals topologically protected?* Proceedings of the National Academy of Sciences **113**, 8648, (2016).
- [47] W. Hongming, D. Xi, and F. Zhong. *Topological semimetals predicted from first-principles calculations*. Journal of Physics: Condensed Matter **28**, 303001, (2016).
- [48] X. Dai, H.-Z. Lu, S.-Q. Shen, and H. Yao. *Detecting monopole charge in Weyl semimetals via quantum interference transport*. Physical Review B **93**, 161110, (2016).
- [49] H. B. Nielsen and M. Ninomiya. *The Adler-Bell-Jackiw anomaly and Weyl fermions in a crystal*. Physics Letters B **130**, 389, (1983).
- [50] A. A. Burkov. *Negative longitudinal magnetoresistance in Dirac and Weyl metals*. Physical Review B **91**, 245157, (2015).
- [51] C. Shekhar, A. K. Nayak, Y. Sun, M. Schmidt, M. Nicklas, I. Leermakers, U. Zeitler, Y. Skourski, J. Wosnitza, Z. Liu, Y. Chen, W. Schnelle, H. Borrmann, Y. Grin, C. Felser, and B. Yan. *Extremely large magnetoresistance and ultrahigh mobility in the topological Weyl semimetal candidate NbP*. Nat Phys **11**, 645, (2015).
- [52] C.-L. Zhang, S.-Y. Xu, I. Belopolski, Z. Yuan, Z. Lin, B. Tong, G. Bian, N. Alidoust, C.-C. Lee, S.-M. Huang, T.-R. Chang, G. Chang, C.-H. Hsu, H.-T. Jeng, M. Neupane, D. S. Sanchez, H. Zheng, J. Wang, H. Lin, C. Zhang, H.-Z. Lu, S.-Q. Shen, T. Neupert, M. Zahid Hasan, and S. Jia. *Signatures of the Adler-Bell-Jackiw chiral anomaly in a Weyl fermion semimetal*. Nature Communications **7**, 10735, (2016).
- [53] X. Huang, L. Zhao, Y. Long, P. Wang, D. Chen, Z. Yang, H. Liang, M. Xue, H. Weng, Z. Fang, X. Dai, and G. Chen. *Observation of the Chiral-Anomaly-Induced Negative Magnetoresistance in 3D Weyl Semimetal TaAs*. Physical Review X **5**, 031023, (2015).
- [54] H.-Z. Lu and S.-Q. Shen. *Weak antilocalization and localization in disordered and interacting Weyl semimetals*. Physical Review B **92**, 035203, (2015).
- [55] J. Xiong, S. K. Kushwaha, T. Liang, J. W. Krizan, M. Hirschberger, W. Wang, R. J. Cava, and N. P. Ong. *Evidence for the chiral anomaly in the Dirac semimetal Na₃Bi*. Science **350**, 413, (2015).
- [56] H.-H. Lai. *Correlation effects in double-Weyl semimetals*. Physical Review B **91**, 235131, (2015).

- [57] S.-K. Jian and H. Yao. *Correlated double-Weyl semimetals with Coulomb interactions: Possible applications to HgCr₂Se₄ and SrSi₂*. Physical Review B **92**, 045121, (2015).
- [58] S.-K. Jian and H. Yao. *Fermion-induced quantum critical points in 3D Weyl semimetals*. arXiv:1609.06313, (2016).
- [59] B. Roy, P. Goswami, and V. Juricic. *Interacting Weyl fermions: Phases, phase transitions and global phase diagram*. arXiv:1610.05762, (2016).
- [60] G. Kresse and D. Joubert. *From ultrasoft pseudopotentials to the projector augmented-wave method*. Phys. Rev. B **59**, 1758, (1999).
- [61] J. P. Perdew, K. Burke, and M. Ernzerhof. *Generalized Gradient Approximation Made Simple*. Phys. Rev. Lett. **77**, 3865, (1996).
- [62] G. Kresse and J. Furthmüller. *Efficiency of ab-initio total energy calculations for metals and semiconductors using a plane-wave basis set*. Computational Materials Science **6**, 15, (1996).
- [63] A. Togo and I. Tanaka. *First principles phonon calculations in materials science*. Scripta Materialia **108**, 1, (2015).
- [64] X. Gonze and C. Lee. *Dynamical matrices, Born effective charges, dielectric permittivity tensors, and interatomic force constants from density-functional perturbation theory*. Physical Review B **55**, 10355, (1997).
- [65] S. Groves and W. Paul. *Band Structure of Gray Tin*. Physical Review Letters **11**, 194, (1963).

Table I: Different types of Dirac points and their physical properties in $A(\text{MoX})_3$ compounds. Note that the energy of DP is related to the Fermi level, and $w = e^{i\pi/6}$.

Wave vector of DP	Multiplicity in BZ	Energy (eV)	In-plane dispersion	Little group of DP	Inversion operator P	Rotation eigenvalue
A(0,0,0.5)	1	-0.226	Cubic	C_{6h}	$\pm\sigma_x$	$\{i, -i, -i, i\}$
L(0.5,0,0.5)	3	0.007	Linear	C_{2h}	$\pm\sigma_x$	$\{i, -i, -i, i\}$
$\Lambda_1(0,0,0.154)$	2	0.294	Quadratic	C_6	$\pm\sigma_z$	$\{w, w^5, w^{-1}, w^{-5}\}$
$\Lambda_2(0,0,0.136)$	2	0.328	Linear	C_6	$\pm\sigma_z$	$\{w, w^{-1}, i, -i\}$

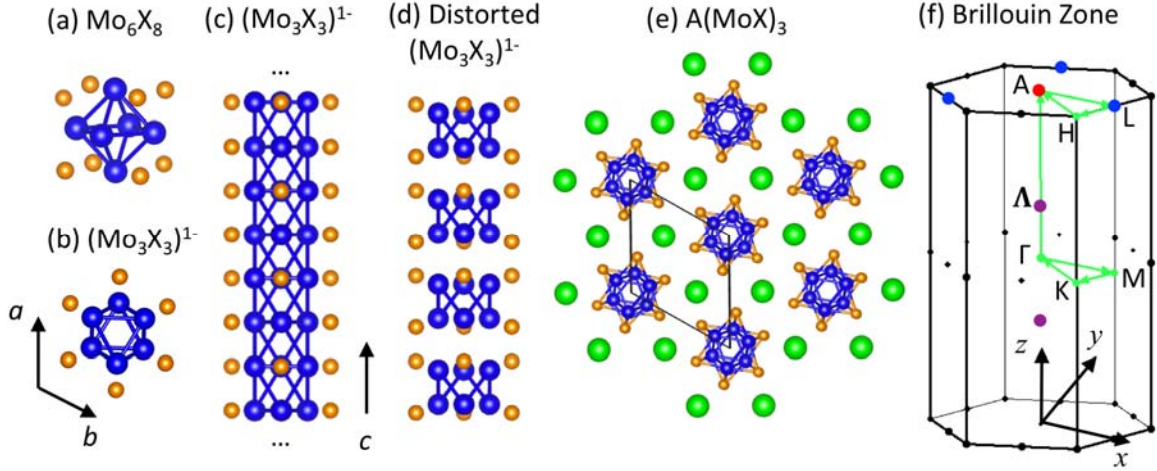


Fig. 1 (a) Structure of the (Mo_6X_8) cluster unit with a Mo_6 octahedral surrounded by a cubic X_8 cage. (b) Top and (c) side view of the quasi-1D chain $(\text{Mo}_3\text{X}_3)^{1-}$. (d) Side view of the quasi-1D chain $(\text{Mo}_3\text{X}_3)^{1-}$ with Peierls distortion. (e) Crystal structure of the cluster compound $A(\text{MoX})_3$. The blue, orange and green balls denote Mo, X and A atom, respectively. (f) Hexagonal Brillouin zone and the high-symmetry k -path for band structure calculation. The dots mark the inequivalent Dirac points (one A point, three L points and two Γ points representing Γ_1 and Γ_2) in undistorted structure.

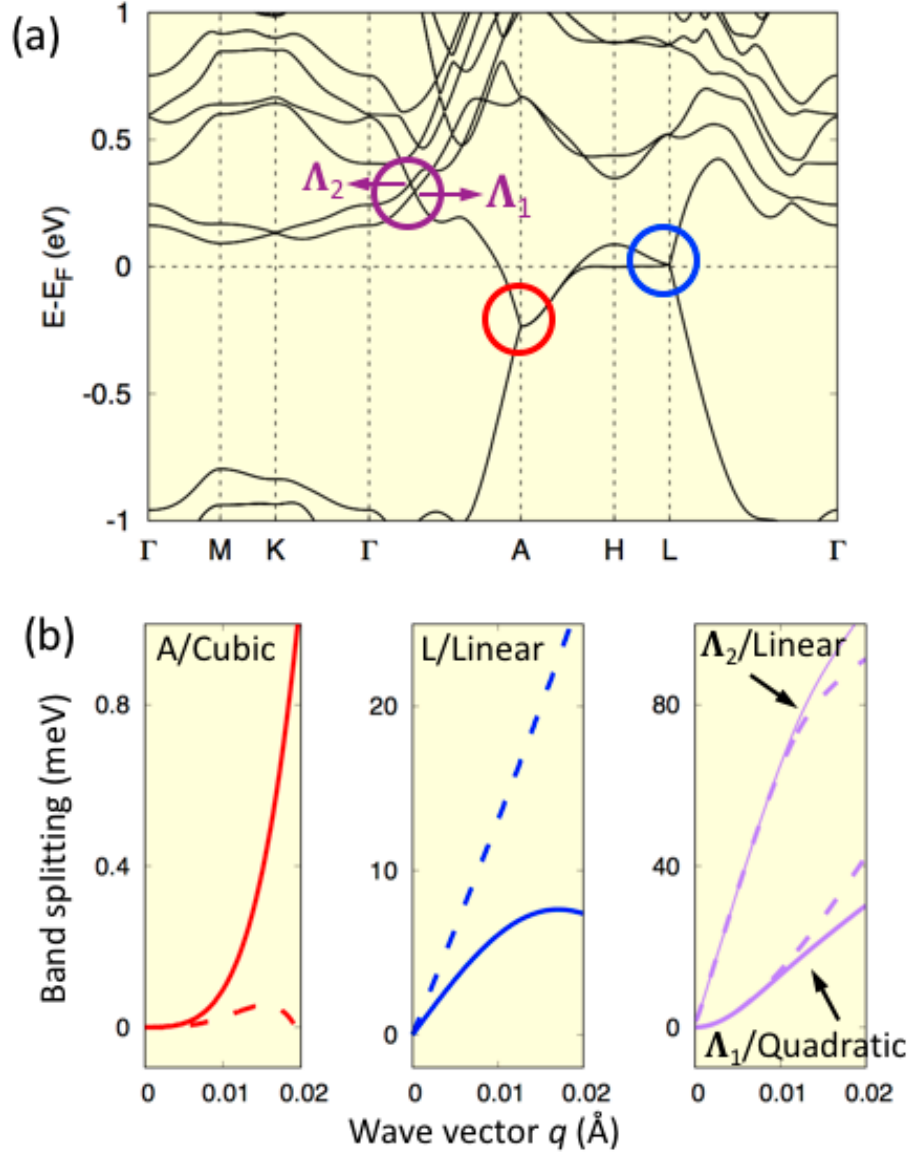


Fig. 2 (a) DFT Calculated band structure of Tl(MoTe)₃ as a representative of stable A(MoX)₃ compounds. The different types of Dirac point are marked by red, blue and purple circles. (b) In-plane band splitting in the vicinity of the four types of Dirac Fermions at A, L, Λ_1 and Λ_2 point. The solid (dash) lines denote DFT band splitting along k_x (k_y) direction, within the coordinate system defined in Fig. 1f.

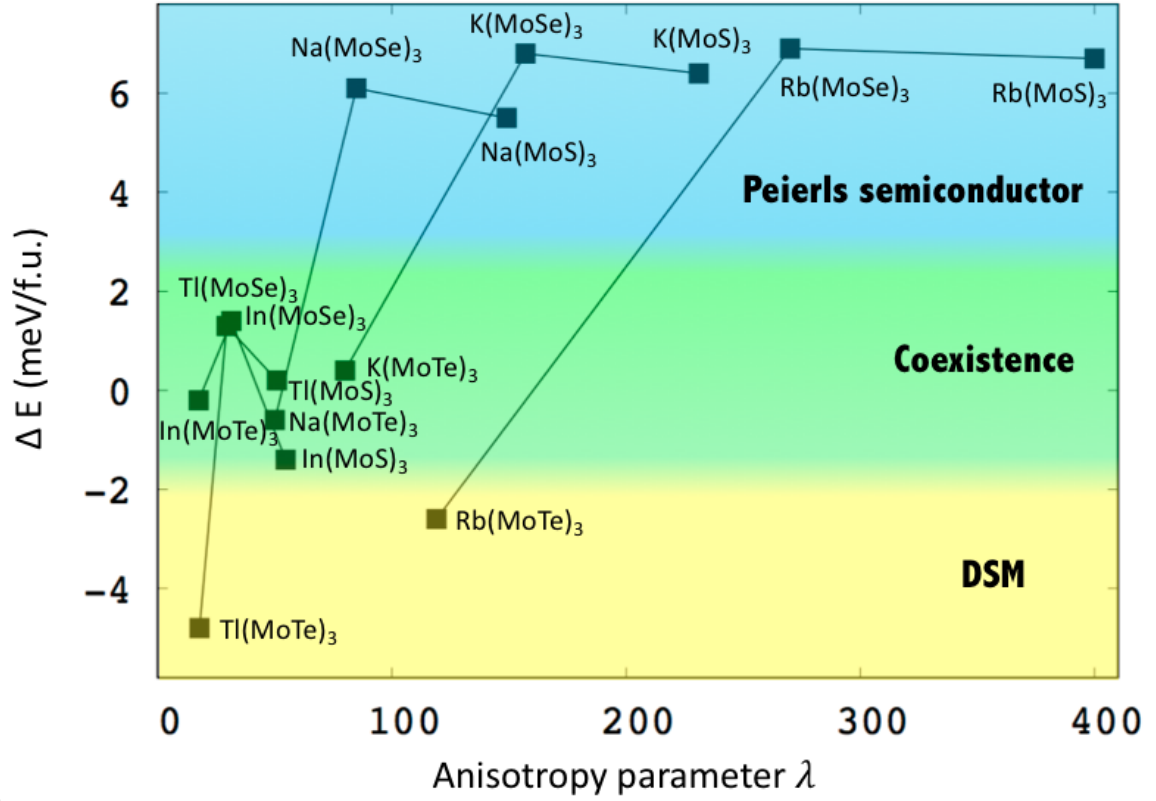


Fig. 3 (a) Phase diagram of DSM vs Peierls distortion as a function of anisotropy parameter λ for 15 $A(\text{MoX})_3$ compounds. The black lines connecting compounds with the same A cation are the guide to eyes.

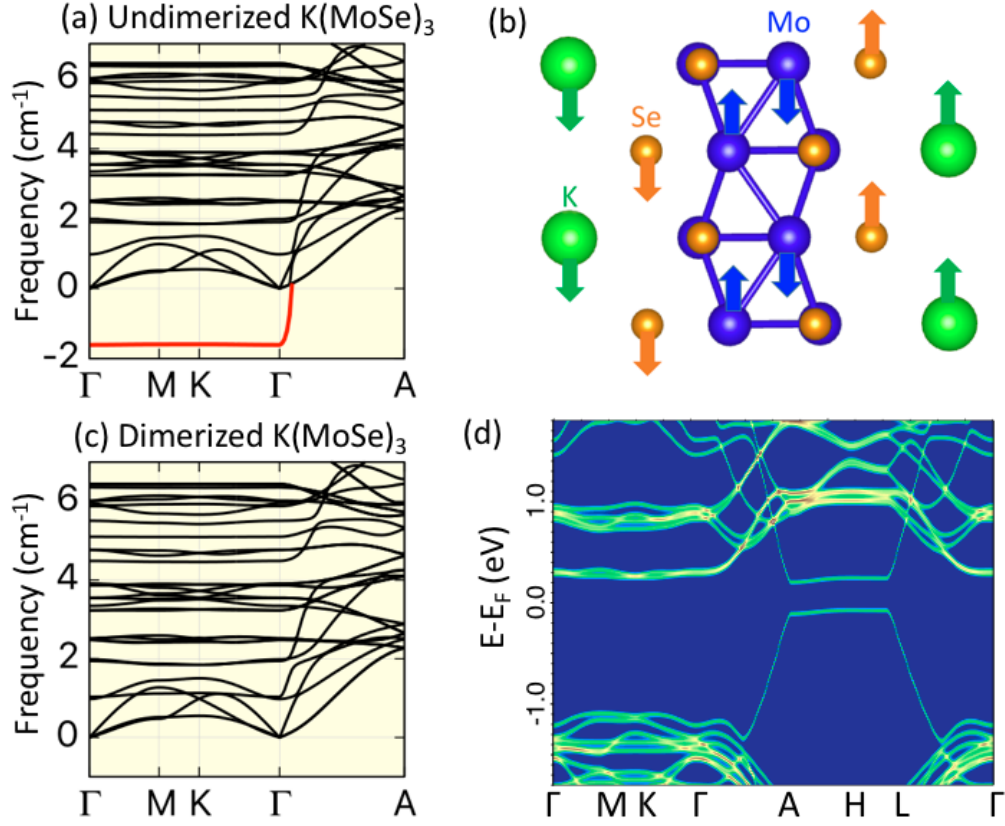


Fig. 4 Calculated phonon spectrum of undistorted K(MoSe)₃. The red phonon dispersion indicates soft phonon modes. (b) Vibration modes of the soft phonon at the Γ point in (a). (c) Calculated phonon spectrum of K(MoSe)₃ under Peierls distortion with the soft mode eliminated. (d) Band dispersion of distorted K(MoSe)₃ shows a band gap throughout $k_z = \pi$ plane (A-H-L).

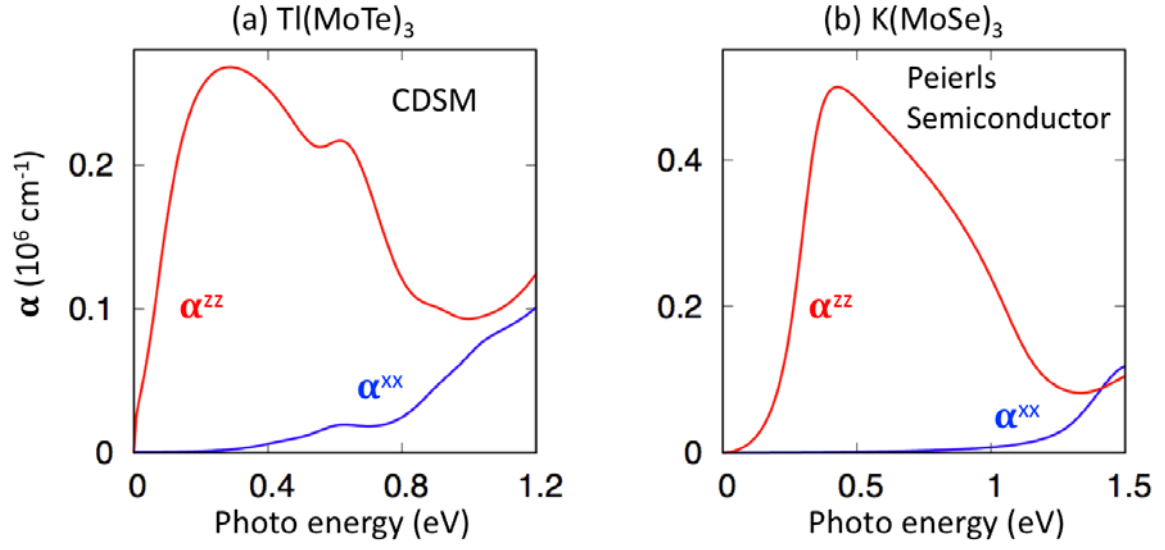


Fig. 5 Absorption coefficient ($\alpha^{xx} = \alpha^{yy}$; α^{zz}) of (a) $\text{Tl}(\text{MoTe})_3$ and (b) $\text{K}(\text{MoSe})_3$ from DFT calculations.

Appendix

A. Classification of different types of Fermions in solid state physics

Table II shows the examples of materials that host different types of Fermions classified by the degree of degeneracy (g) and the highest power of band dispersion (n). Here we consider three-dimensional crystals with spin-orbit coupling, respecting time-reversal symmetry. We consider single-point degeneracy in the k -space, so the materials with line node is not included. Some cases, e.g., $g = 8$ and $n = 3$, are forbidden because of the restriction of crystal symmetries (marked by “N/A” in the table). Some cases are predicted to exist but no material realization yet, marked by “?” in the table. The materials with asterisk have hypothetical configurations, while all of the rest examples (including our work) have been synthesized as single crystals.

Table II: Different types of Fermions in solid state physics with example materials.

$g \backslash n$	2 (e.g. WSM)	3	4 (e.g. DSM)	6	8
1	TaAs [9], WTe ₂ [8]	Pd ₃ Bi ₂ S ₂ [5], WC [19]	Na ₃ Bi [4], BiO ₂ * [11]	MgPt [5], Li ₂ Pd ₃ B [5]	Ta ₃ Sb [5] Bi ₂ AuO ₅ [18]
2	SrSi ₂ [22]	ZrTe [19], TaN [17]	α -Sn [65]	PdSb ₂ [5]	N/A
3	?	N/A	A(MoX) ₃ (this work)	N/A	N/A