

Option pricing in exponential Lévy models with transaction costs.

Nicola Cantarutti^{†*}, Manuel Guerra[†], João Guerra[†],
Maria do Rosário Grossinho[†]

[†]CEMAPRE - Center for Applied Mathematics and Economics
ISEG - University of Lisbon

May 18, 2022

Abstract

We present an approach for pricing a European call option in presence of proportional transaction costs, when the stock price follows a general exponential Lévy process. The model is a generalization of the celebrated work of Davis, Panas and Zariphopoulou (1993), where the value of the option is defined as the utility indifference price. This approach requires the solution of two stochastic singular control problems in finite time, satisfying the same Hamilton-Jacobi-Bellman equation, with different terminal conditions. We solve numerically the continuous time optimization problem using the Markov chain approximation method and consider several Lévy processes such as diffusion, Merton and Variance Gamma processes to model the underlying stock log-price. This model takes into account the possibility of portfolio bankruptcy. We show numerical results for the simpler case of a big investor, whose probability of default can be ignored. Option prices are obtained for both the writer and the buyer.

Keywords: option pricing, transaction costs, Lévy processes, indifference price, singular stochastic control, variational inequality, Markov chain approximation.

1 Introduction

The problem of pricing a European call option was first solved mathematically in the paper of Black and Scholes (1973). Even if it is quite evident that this model is too simplistic to represent the real features of the market, it is still nowadays one of the most used model to price and hedge options. The reason for its success is that it gives a closed form solution for the option price, and that the hedging strategy is easily implementable. The Black-Scholes model considers a *complete* market, i.e. a market where it is possible to create a portfolio containing cash and shares of the underlying stocks, such that following

*Corresponding author. Email: nicolacantarutti@gmail.com

a particular trading strategy it is always possible to replicate the payoff of the option. In this framework, this particular portfolio is called *replicating portfolio* and the trading strategy to hedge the option is called *delta hedge*. However, this model does not consider many features that characterize the real market.

In the Black-Scholes model the stock price follows a geometric Brownian motion. This is equivalent to assume that the log-returns are normally distributed. However, a rigorous statistical analysis of financial data reveals that the normality assumption is not a very good approximation of reality (see Cont (2001)). Indeed, it is easy to see that empirical log-return distributions have more mass around the origin and along the tails (*heavy tails*). This means that normal distribution underestimates the probability of large log-returns, and considers them just as rare events. In the real market instead, log-returns manifest frequently high peaks, that come more and more evident when looking at short time scales. The log-returns peaks correspond to sudden large changes in the price, which are called *jumps*.

There is a huge literature of option pricing models that consider an underlying process with a discontinuous path. Most of these models consider the log-prices dynamics following a *Lévy process*. These are stochastic processes with independent and stationary increments, that satisfy the additional property of stochastic continuity. Good references on the theory of Lévy processes are the books of Sato (1999) and Applebaum (2009). Financial applications are discussed in the book of Cont and Tankov (2003).

A second issue of the Black-Scholes model is that it does not consider the presence of market frictions such as bid/ask spread, transaction fees and budget constraints. The securities in the market are traded with a bid-ask spread, and this means that there are two prices for the same security. But the Black-Scholes formula just gives one price. Moreover, the replicating portfolio cannot be perfectly implemented, since the delta-hedging strategy involves continuous time trading. This is impractical because the presence of transaction costs makes it infinitely costly. Another kind of market friction that needs to be considered are the budget constraints. A bound in the budget or a restriction in the possibility of selling short, clearly restricts the set of possible trading strategies.

Many authors attempted to include the presence of proportional transaction costs in option pricing models. In Leland (1985), in order to avoid continuous trading, the author specifies a finite number of trading dates. He obtains a Black-Scholes-like nonlinear partial differential equation (PDE) with an adjusted volatility term, that takes into account the transaction costs. However, trading at fixed dates is not optimal, and the option price goes to infinity as the number of dates grows. Further work in this direction has been done by Boyle and Vorst (1992), which consider a multi-period binomial model (see Cox et al. (1979)) with transaction costs. Here again, the cost of the replicating portfolio depends on the number of time periods. Recent developments in this direction are for instance Mocioalca (2007), Florescu et al. (2014) and Sengupta (2014) who consider different features of the market such as jumps, stochastic volatility and stochastic interest rate respectively.

A different approach has been introduced by Hodges and Neuberger (1989). The authors use an alternative definition of the option price called *indifference price*, based on the concepts of *expected utility* and *certainty equivalent*. An overview of these concepts applied to several incomplete market model can be

found in Carmona (2009). As long as the perfect replicating portfolio is no longer implementable in presence of transaction costs, the hedging strategy cannot be anymore riskless. The model has to take into account the risk profile of the writer/buyer to describe his trading preferences. Hodges and Neuberger (1989) define the option price as the value that makes an investor indifferent between holding a portfolio with an option and without, in terms of expected utility of the final wealth. They show that it is impossible to hedge perfectly the option. The optimal strategy is to keep the portfolio's value within a band called *no transaction region*. Using numerical experiments, they verify that this strategy outperforms the one proposed in Leland (1985). This approach has been further developed in Davis et al. (1993), where the problem is formulated rigorously as a singular stochastic optimal control problem. The authors prove that the value functions of the two optimization problems can be interpreted as the solutions of the associated Hamilton-Jacobi-Bellman (HJB) equation in the viscosity sense. They prove also that the numerical scheme, based on the *Markov chain approximation*, converges to the viscosity solution. Numerical methods for this model are presented in Davis and Panas (1994), Clewlow and Hodges (1997) and Monoyios (2003), Monoyios (2004). In Whalley and Wilmott (1997) and Barles and Soner (1998) the problem is simplified by using asymptotic analysis methods for small levels of transaction costs. The authors, starting from the general HJB variational inequality, derive a simpler non-linear PDE for the option price. Further developments are presented in the thesis work of Damgaard (1998), where the author studies the robustness of the model from a theoretical and numerical point of view. He found that under particular conditions the model is quite robust with respect to the choice of the utility function.

In the present work, we want to develop a model for pricing options using the concept of indifference price, as proposed in Davis et al. (1993). We consider proportional transaction costs, and a stock dynamics following an exponential Lévy process. In contrast with Black-Scholes, with our model we obtain two different prices: the price for the buyer and the price for the writer of the option, and this feature makes this model more realistic. The presence of jumps implies to take in account the possibility of insolvency¹. A sudden jump in the price can have dangerous consequences and cause the bankruptcy of the investor. It turns out that it is very difficult to solve the general maximization problem numerically. In order to simplify the problem, we consider the special case of an investor with infinite wealth (always solvent) and an exponential utility function to describe his risk profile. Under these assumptions it is possible to reduce by one the number of variables of the HJB equation.

In Section 2, after a short review of Lévy processes theory, we introduce the model equations and definitions. We derive the general HJB equation associated with the singular stochastic control problem. After that, we consider a simplification of the problem and reduce the number of variables choosing the exponential utility function. In Section 3 we present the properties of the Markov chain approximation of the continuous time problem and describe the algorithm for the solution of the singular control problem. We then introduce the Merton jump-diffusion and the Variance Gamma processes and refer to Ap-

¹In this paper we use the words *insolvency*, *bankruptcy* and *default* as synonymous. We don't consider their legal meaning.

pendix B for the construction of their specific Markov chain approximation. The numerical results are presented in Section 4 and a complete summary of all the outcomes is presented in the conclusive Section 5.

2 The model

2.1 Exponential Lévy models

Let X_t be a Lévy process defined on a filtered probability space $(\Omega, \mathcal{F}, (\mathcal{F}_t), \mathbb{P})$, where \mathcal{F}_t is the natural filtration and $t \in [t_0, T]$. We assume that X_t has the characteristic Lévy triplet (b, σ, ν) , where $b \in \mathbb{R}$, $\sigma \geq 0$ and ν is a positive measure on \mathbb{R} , called *Lévy measure* which satisfies:

$$\nu(\{0\}) = 0, \quad \int_{\mathbb{R}} (1 \wedge z^2) \nu(dz) < \infty. \quad (1)$$

We model the log-prices dynamics with the Lévy process X_t . The price of a stock S_t follows the *exponential Lévy process*:

$$S_t = S_0 e^{X_t}. \quad (2)$$

Motivated by practical reasons, we only consider processes with finite mean and variance. The condition for a finite second moment $\mathbb{E}[S_t^2] < \infty$, is directly related to the integrability conditions of the Lévy measure:

$$\int_{|z| \geq 1} e^{2z} \nu(dz) < \infty. \quad (3)$$

Considering condition (3), the process X_t has the following *Lévy-Itô decomposition*:

$$dX_t = \left(b + \int_{|z| \geq 1} z \nu(dz) \right) dt + \sigma dW_t + \int_{\mathbb{R}} z \tilde{N}(dt, dz), \quad (4)$$

where W_t is a standard Brownian motion and the term $\tilde{N}(dt, dz)$ is the compensated Poisson martingale measure, defined by:

$$\tilde{N}(dt, dz) = N(dt, dz) - dt \nu(dz), \quad (5)$$

where $N(dt, dz)$ is the Poisson random measure with intensity $dt \nu(dz)$. By applying the Itô lemma to (2) we obtain the SDE describing the evolution of the price:

$$\begin{aligned} \frac{dS_t}{S_t} = & \left(b + \frac{1}{2} \sigma^2 + \int_{\mathbb{R}} (e^z - 1 - z \mathbb{1}_{\{|z| < 1\}}) \nu(dz) \right) dt \\ & + \sigma dW_t + \int_{\mathbb{R}} (e^z - 1) \tilde{N}(dt, dz), \end{aligned} \quad (6)$$

In the following we indicate the drift term as

$$\mu = b + \frac{1}{2} \sigma^2 + \int_{\mathbb{R}} (e^z - 1 - z \mathbb{1}_{\{|z| < 1\}}) \nu(dz). \quad (7)$$

Lévy processes and their exponentials are Markov processes. The infinitesimal generator associated with the price process (6) is given by:

$$\begin{aligned}\mathcal{L}^S f(s) &= \lim_{t \rightarrow 0} \frac{\mathbb{E}[f(S_t) | S_0 = s] - f(s)}{t} \\ &= \mu s \frac{\partial f(s)}{\partial s} + \frac{1}{2} \sigma^2 s^2 \frac{\partial^2 f(s)}{\partial s^2} \\ &\quad + \int_{\mathbb{R}} \left[f(se^z) - f(s) - s(e^z - 1) \frac{\partial f(s)}{\partial s} \right] \nu(dz).\end{aligned}\tag{8}$$

with $f \in C^2(\mathbb{R}) \cap C_2(\mathbb{R})$, where $C^2(\mathbb{R})$ is the space of twice differentiable functions and $C_2(\mathbb{R})$ is the space of continuous functions with polynomial growth of second degree at infinity. We can define the *transition probabilities* associated with a Lévy process. For any Borel set $B \in \mathcal{B}(\mathbb{R})$ and for every $u > t$:

$$p_{t,u}(x, B) = P(X(u) \in B | X(t) = x).\tag{9}$$

Transition probabilities are connected with the conditional expectation by the simple relation:

$$\mathbb{E} \left[f(X(u)) \middle| X(t) = x \right] = \int_{\mathbb{R}} f(y) p_{t,u}(x, dy).\tag{10}$$

2.2 Portfolio dynamics with transaction costs

In this section we introduce the market model with proportional transaction costs that generalizes the model of Davis et al. (1993). Let us consider a portfolio composed by one risk-free asset B (bank account) paying a fixed interest rate $r > 0$ and a stock S . We denote by Y the number of shares of the stock S that the investor holds. The state of the portfolio at time $t \in [t_0, T]$ is (B_t^π, Y_t^π, S_t) and evolves following the SDE:

$$\begin{cases} dB_t^\pi &= rB_t dt - (1 + \theta_b)S_t dL_t + (1 - \theta_s)S_t dM_t \\ dY_t^\pi &= dL_t - dM_t \\ dS_t &= S_t \left(\mu dt + \sigma dW_t + \int_{\mathbb{R}} (e^z - 1) \tilde{N}(dt, dz) \right).\end{cases}\tag{11}$$

The parameters $\theta_b, \theta_s \geq 0$ are the proportional transaction costs when buying and selling respectively. The process $\pi(t) = (L(t), M(t))$ is the trading strategy (the control process) and represents the cumulative number of shares bought and sold respectively in $[t_0, T]$. The strategy $\pi(t)$ is a left-continuous, \mathcal{F}_t -progressively measurable, nondecreasing process with bounded variation in every finite time interval and such that $\pi(t_0) = (L(t_0), M(t_0)) = (0, 0)$. We define the *cash value function* $c(y, s)$ as the value in cash when the shares in the portfolio are liquidated: long positions are sold and short positions are covered.

$$c(y, s) = \begin{cases} (1 + \theta_b)ys, & \text{if } y \leq 0 \\ (1 - \theta_s)ys, & \text{if } y > 0. \end{cases}\tag{12}$$

For $t \in [t_0, T]$, we define the *total wealth* process:

$$\mathcal{W}_t^\pi = B_t^\pi + c(Y_t^\pi, S_t).\tag{13}$$

We say that a portfolio is solvent if the portfolio's wealth \mathcal{W}_t is greater than a fixed constant $-C$, with $C \geq 0$ for all $t \in [t_0, T]$. We define the *solvency region*:

$$\mathcal{S} = \left\{ (B_t, Y_t, S_t) \in \mathbb{R} \times \mathbb{R} \times \mathbb{R}^+ : \mathcal{W}_t \geq -C \right\}. \quad (14)$$

As long as we describe the underlying stock as a process with jumps, we cannot guarantee that the portfolio stays solvent for all $t \in [t_0, T]$. Holding short positions, it is possible that a sudden increase in the value of the stock can cause the total wealth to jump instantaneously out of the solvency region. The same can happen with a downward jump when the investor is long in stocks and negative in cash. The sudden decrease of the stock's price makes him unable to pay his debts. If the investor goes bankrupt, there are no trading strategies to save him. We define the first exit time from the solvency region as

$$\tau = \inf \{ t \in [t_0, T] : \mathcal{W}_t \notin \mathcal{S} \}. \quad (15)$$

We define the set of *admissible trading strategies* $\Pi(B_t, Y_t, S_t)$, as the set of all left-continuous, nondecreasing, \mathcal{F}_t -progressively measurable processes $\pi(t)$, such that $(B^\pi(t), Y^\pi(t), S(t))$ is a solution of (11) for $t \in [t_0, \tau \wedge T]$, and with initial values (B_0, Y_0, S_0) .

Remark 2.1. *The original model formulated by Hodges and Neuberger (1989) and Davis et al. (1993), considers a portfolio starting with zero total wealth. It does not consider the possibility of insolvency. The writer (or buyer) of the option creates a portfolio at time t_0 in order to hedge the option. Therefore it is reasonable to assume that it does not own any shares in the underlying stock at time t_0 . Following the literature, we consider a portfolio with zero initial shares and an initial amount B_0 in the cash account. This assumption can be easily relaxed to include an initial number Y_0 of shares if needed.*

2.3 Utility maximization

The objective of the investor is to maximize the expected utility of the wealth at $\tau \wedge T$ over all the admissible strategies. This expectation is conditioned on the initial value of cash B_0 , number of shares Y_0 and value of the stock S_0 . The value function of the maximization problem is:

$$V^0(t_0, B_0, Y_0, S_0) = \sup_{\pi \in \Pi(B_t, Y_t, S_t)} \mathbb{E}_{B_0, Y_0, S_0} \left[\mathcal{U}(\mathcal{W}_T^0) \mathbb{1}_{\{\tau^0 > T\}} + e^{r(T-\tau^0)} \mathcal{U}(-C) \mathbb{1}_{\{\tau^0 \leq T\}} \right], \quad (16)$$

where $\mathcal{U} : \mathbb{R} \rightarrow \mathbb{R}$ is a concave and increasing utility function, such that $\mathcal{U}(0) = 0$. Here we use the superscript "0" to indicate that this is the case of a portfolio with *zero options*. The wealth \mathcal{W}^0 and the exit time τ^0 are defined as in (13) and (15) (with the solvency region \mathcal{S}^0 as (14)).

Remark 2.2. *It is important to stress that the utility function has to be defined also for negative numbers, and this requirement excludes the logarithmic utility for instance. The indicator functions separate the two cases of solvency at maturity date T , and bankruptcy at $\tau \leq T$. This feature is not present in the*

work of Davis et al. (1993). In the case of default the value function assumes the lowest possible value attainable by \mathcal{U} , multiplied by the factor $e^{r(T-\tau^0)}$.

Assume an investor builds a portfolio with cash, shares of a stock and in addition he sells or purchases a European call option written on the same stock, with strike price K and expiration date T . This means that at time t_0 the initial amount in the cash account increases by the option's value p^w (in the writer case), or decreases by p^b (in the buyer case). We define the wealth processes for the writer and buyer portfolios respectively:

- Writer:

$$\mathcal{W}_t^w = B_t + c(Y_t, S_t) \mathbb{1}_{\{t \leq T, c(1, S_T) \leq K\}} + \left(c(Y_t - 1, S_t) + K \right) \mathbb{1}_{\{t = T, c(1, S_T) > K\}}. \quad (17)$$

- Buyer:

$$\mathcal{W}_t^b = B_t + c(Y_t, S_t) \mathbb{1}_{\{t \leq T, c(1, S_T) \leq K\}} + \left(c(Y_t + 1, S_t) - K \right) \mathbb{1}_{\{t = T, c(1, S_T) > K\}}. \quad (18)$$

In the case the option is exercised, $c(1, S_T) > K$, the buyer pays the writer the strike K in cash, and the writer delivers one share to the buyer. In a market with transaction costs the real value (in cash) of a share is given by the bilinear cash cost function (12). The buyer of the option does not exercise when $S_T > K$, but when $c(1, S_T) = S_T(1 - \theta_s) > K$. The *solvency regions* for the writer/buyer are:

$$\begin{aligned} \bullet \mathcal{S}^w &= \left\{ (B_t, Y_t, S_t) \in \mathbb{R} \times \mathbb{R} \times \mathbb{R}^+ : \mathcal{W}_t^w > -C \right\} \\ \bullet \mathcal{S}^b &= \left\{ (B_t, Y_t, S_t) \in \mathbb{R} \times \mathbb{R} \times \mathbb{R}^+ : \mathcal{W}_t^b > -C \right\}. \end{aligned}$$

The investor wishes to maximize the expected utility of the wealth of his portfolio.

$$\begin{aligned} V^j(t_0, B_0^j, Y_0, S_0) &= \sup_{\pi \in \Pi(B_t, Y_t, S_t)} \mathbb{E}_{B_0^j, Y_0, S_0} \left[\mathcal{U}(\mathcal{W}_T^j) \mathbb{1}_{\{\tau^j > T\}} \right. \\ &\quad \left. + e^{r(T-\tau^j)} \mathcal{U}(-C) \mathbb{1}_{\{\tau^j \leq T\}} \right], \end{aligned} \quad (19)$$

where B_0^j is the initial cash amount in the writer ($j = w$) or buyer ($j = b$) portfolio and can assume the two values $B_0 + p^w$ and $B_0 - p^b$. The exit time τ^j is associated with the writer/buyer solvency region \mathcal{S}^j , respectively for $j = w, b$.

With this model we can compute two option prices: the price for the writer and the price for the buyer. These prices are defined, respectively, as the amount required to get the same maximal expected utility of the wealth of the option-free portfolio. To compute the option price, it is necessary to solve two portfolio optimization problems: the problem without the option and the problem with the option. We define the

- Writer price:

$$V^0(t_0, B_0, Y_0, S_0) = V^w(t_0, B_0 + p^w, Y_0, S_0) \quad (20)$$

- Buyer price:

$$V^0(t_0, B_0, Y_0, S_0) = V^b(t_0, B_0 - p^b, Y_0, S_0) \quad (21)$$

The prices p^w and p^b can be obtained implicitly by these conditions.

2.4 Hamilton-Jacobi-Bellman Equation

We present the HJB equation associated to the singular stochastic optimal control problems described before. These problems are called singular because the controls $(dL(t), dM(t))$ are allowed to be singular with respect to the Lebesgue measure dt . A rigorous derivation of the following equation can be found in Fleming and Soner (2005) and Øksendal and Sulem (2007). The HJB equation associated with the singular control problems (16) and (19) is a variational inequality:

$$\begin{aligned} \max \left\{ \frac{\partial V^j}{\partial t} + rb \frac{\partial V^j}{\partial b} + \mu s \frac{\partial V^j}{\partial s} + \frac{1}{2} \sigma^2 s^2 \frac{\partial^2 V^j}{\partial s^2} \right. \\ \left. + \int_{\mathbb{R}} \left[V^j(t, b, y, se^z) - V^j(t, b, y, s) - s(e^z - 1) \frac{\partial V^j}{\partial s} \right] \nu(dz), \right. \\ \left. \frac{\partial V^j}{\partial y} - (1 + \theta_b)s \frac{\partial V^j}{\partial b}, - \left(\frac{\partial V^j}{\partial y} - (1 - \theta_s)s \frac{\partial V^j}{\partial b} \right) \right\} = 0, \end{aligned} \quad (22)$$

for $(t, b, y, s) \in [t_0, T] \times \mathcal{S}^j$ and $j = 0, w, b$. The boundary conditions are given by Eqs. (16) and (19). The main difference between this model and the previous models in the literature is that this HJB equation is a partial integro-differential equation (PIDE), which involves an additional integral operator. The presence of this non-local operator implies that we need to define the lateral conditions not only on the boundary of the solvency region, but also beyond. This is given by the condition

$$V^j(t, b, y, s) = e^{r(T-t)} \mathcal{U}(-C) \quad \text{for } t \in [t_0, T], (b, y, s) \notin \mathcal{S}^j, \quad j = 0, w, b. \quad (23)$$

The variational inequality (22) says that the maximum of three operators is equal to zero. This feature can be interpreted better if we consider the state space divided into three different regions: the Buy, the Sell and the No Transaction (NT) regions. The optimization problem is a free boundary problem, and its solution consists of finding the value function V^j and the optimal boundaries that divide the three regions. The boundaries completely characterize the investor's trading strategy. The optimal strategy consists in keeping the portfolio process inside the NT region. If the portfolio jumps outside the NT region, the optimal strategy is to trade in order to bring back the portfolio on the boundary with the NT region. We can argue that Buy and Sell regions are separated by the NT region, since it is clearly not optimal to buy and sell a stock at the same time. In the Buy and Sell regions the value functions remain constant along the directions of the trades. We have respectively:

- Buy: $V^j(t, b, y, s) = V^j(t, b - s(1 + \theta_b)\Delta L_t, y + \Delta L_t, s).$
- Sell: $V^j(t, b, y, s) = V^j(t, b + s(1 - \theta_s)\Delta M_t, y - \Delta M_t, s).$

where $\Delta L_t = L(t) - L(t^-)$ and $\Delta M_t = M(t) - M(t^-)$ are the number of shares respectively bought or sold in the trade. The second and third terms in the HJB equation (22) are the gradients of the value function along the optimal trading directions from the Buy and Sell regions to the NT boundaries. In the NT region the portfolio evolves according to the portfolio equation (11), with $dL = dM = 0$. Therefore the number of shares remains constant as long as the portfolio stays in the NT region. If we assume that the process does not leave the NT region in the (small) time interval Δt , by the dynamic programming principle we can write the value function simply as:

$$V^j(t, b, y, s) = \mathbb{E}_{b, y, s} \left[V^j(t + \Delta t, b + \Delta B, y, s + \Delta S) \right] \quad (24)$$

where we indicate with $\Delta B = br\Delta t$ and ΔS the change in the cash account and in the stock price after Δt . The formula (24) is the integral representation of the first operator in Eq. (22). This can be proved easily by applying the Itô lemma, and sending $\Delta t \rightarrow 0$.

2.5 Variable reduction

In this model we introduce the feature of portfolio insolvency, which is directly reflected in our definition of the set of admissible trading strategies.

In the literature, all the models considering diffusion processes use to define the set of admissible trading strategies $\Pi(B_0, Y_0, S_0)$ as the set of all the measurable processes $(B^\pi(t), Y^\pi(t), S(t))$ solution of (11) with initial values (B_0, Y_0, S_0) , such that:

$$\mathcal{W}_t^\pi \in \mathcal{S} \quad \forall t \in [t_0, T]. \quad (25)$$

This is a *static set* and is completely determined by the initial values (B_0, Y_0, S_0) of the portfolio. In the diffusion case the portfolio is solvent for every $t \in [t_0, T]$ and therefore it is always possible to calculate the utility of the wealth at the terminal time $\mathcal{U}(\mathcal{W}_T^\pi)$.

In the current model, the stock process can jump, and the portfolio can go bankruptcy at any time before the maturity date T . For this reason the set of admissible trading strategies $\Pi(B_t, Y_t, S_t)$ has to be a *dynamic set*, and at any time $t \in [t_0, \tau \wedge T]$ it has to depend on the current state. In other words, the set of possible trading strategies cannot be evaluated at the beginning, but has to be updated continuously in time depending on the current wealth.

However, the HJB Eq. (22), associated with the maximization problems (16), (19) turns out to be very difficult to solve numerically. In order to simplify the problem, we have to restrict our attention only on the solvent strategies. We consider the subset of $\Pi(B_t, Y_t, S_t)$ composed by only the portfolio's paths that remain inside the solvency region, while all the paths that jump outside are ignored. We indicate this subset with:

$$\tilde{\Pi}(B_0, Y_0, S_0) \subset \Pi(B_t, Y_t, S_t). \quad (26)$$

The set of $\tilde{\Pi}(B_0, Y_0, S_0)$ only depends on the initial state of the investor (like in the diffusion case). Under this assumption we have:

$$\mathbb{P}(\tau > T) = 1. \quad (27)$$

In the following we maximize the cost functions (16) and (19) over the new set of trading strategies $\tilde{\Pi}(B_0, Y_0, S_0)$.

We can interpret this simplification as the case of a large investor with a small probability of default, and thus the non-solvent paths can be ignored. Consequently, the solvency constraint (14) loses meaning, and we can set for convenience $C = 0$. The lateral boundary conditions (23) lose importance as well, and are ignored. This simplification is very important for the numerical computations.

Considering the solvent set $\tilde{\Pi}(B_0, Y_0, S_0)$, we can use the properties of the exponential utility function to reduce by one the number of variables. The exponential utility is defined as:

$$\mathcal{U}(w) = 1 - e^{-\gamma w}. \quad (28)$$

This is a common choice and has already been used in Hodges and Neuberger (1989) and Davis et al. (1993). The exponential utility has the property that the risk aversion coefficient $-\mathcal{U}''(w)/\mathcal{U}'(w) = \gamma$ is constant, and does not depend on the wealth w . This means that the amount invested in the risky asset at time T is independent of the total wealth at time T . This choice of utility function permits to simplify the optimization problem by reducing the number of variables from four to three. As long as the amount in the risky asset is independent of the total wealth, the amount in the cash account at the maturity T is irrelevant to the trading strategy. We can thus remove B_t from the state dynamics. The integral representation of the evolution of the cash account B_t in (11) is:

$$B^\pi(T) = \frac{B_t}{\delta(t, T)} - \int_t^T (1 + \theta_b) \frac{S(u)}{\delta(u, T)} dL(u) + \int_t^T (1 - \theta_s) \frac{S(u)}{\delta(u, T)} dM(u) \quad (29)$$

where $\delta(u, T) = e^{-r(T-u)}$. Using together (26), (27), (28) and (29), and the wealth processes (13),(17),(18), we can write the value functions (16) and (19) in a compact form for $j = 0, w, b$:

$$\begin{aligned} V^j(t_0, \tilde{B}_0^j, Y_0, S_0) &= \sup_{\pi \in \tilde{\Pi}(\tilde{B}_0^j, Y_0, S_0)} \mathbb{E}_{\tilde{B}_0^j, Y_0, S_0} \left[\left(1 - e^{-\gamma \mathcal{W}^j(T)} \right) \mathbb{1}_{\{\tau^j > T\}} \right] \\ &\quad + \mathbb{E}_{\tilde{B}_0^j, Y_0, S_0} \left[e^{r(T-\tau^j)} \left(1 - e^{-\gamma(-C)} \right) \mathbb{1}_{\{\tau^j \leq T\}} \right] \\ &= 1 - \inf_{\pi \in \tilde{\Pi}(\tilde{B}_0^j, Y_0, S_0)} \mathbb{E}_{\tilde{B}_0^j, Y_0, S_0} \left[e^{-\gamma \mathcal{W}^j(T)} \mathbb{1}_{\{\tau^0 > T\}} \right] \\ &= 1 - e^{-\gamma \frac{\tilde{B}_0^j}{\delta(t_0, T)}} Q^j(t_0, Y_0, S_0) \end{aligned} \quad (30)$$

where \tilde{B}_0^j assumes the values B_0 , $B_0 + p^w$ and $B_0 - p^b$ respectively for $j = 0, w, b$. The expectations taken on the domain $\{\tau^j \leq T\}$ are zero because $\mathbb{P}(\tau^j \leq T) = 0$.

The new minimization problem is:

$$Q^j(t_0, Y_0, S_0) = \inf_{\pi \in \tilde{\Pi}(\tilde{B}_0^j, Y_0, S_0)} \mathbb{E}_{Y_0, S_0} \left[e^{-\gamma \left[-\int_{t_0}^T (1+\theta_b) \frac{S_t}{\delta(t, T)} dL_t + \int_{t_0}^T (1-\theta_s) \frac{S_t}{\delta(t, T)} dM_t \right]} \times H^j(Y^\pi(T), S(T)) \right]. \quad (31)$$

where the first term in the product inside the expectation can be considered as a discount factor, and the second term $H^j(y, s) = Q^j(T, y, s)$ is the terminal payoff:

- No option:

$$H^0(y, s) = e^{-\gamma c(y, s)}. \quad (32)$$

- Writer:

$$H^w(y, s) = e^{-\gamma \left[c(y, s) \mathbb{1}_{\{c(1, s) \leq K\}} + (c(y-1, s) + K) \mathbb{1}_{\{c(1, s) > K\}} \right]}. \quad (33)$$

- Buyer:

$$H^b(y, s) = e^{-\gamma \left[c(y, s) \mathbb{1}_{\{c(1, s) \leq K\}} + (c(y+1, s) - K) \mathbb{1}_{\{c(1, s) > K\}} \right]}. \quad (34)$$

From (30) it is straightforward to see that for $(t, b, y, s) \in [t_0, T] \times \mathcal{S}^j$ the value function can be written as $V^j(t, b, y, s) = 1 - e^{-\gamma \frac{b}{\delta(t, T)}} Q^j(t, y, s)$. Since $Q^j(t, y, s)$ does not depend on b we can define it as:

$$Q^j(t, y, s) = 1 - V^j(t, 0, y, s). \quad (35)$$

In order to simplify further the equation, it is convenient to pass to the log-variable $x = \log(s)$. The derivative operators change as:

$$s \frac{\partial}{\partial s} = \frac{\partial}{\partial x}, \quad s^2 \frac{\partial^2}{\partial s^2} = \frac{\partial^2}{\partial x^2} - \frac{\partial}{\partial x}. \quad (36)$$

Using (35) and (36), the HJB Eq. (22) becomes:

$$\begin{aligned} \min \left\{ \frac{\partial Q^j}{\partial t} + \left(\mu - \frac{1}{2} \sigma^2 \right) \frac{\partial Q^j}{\partial x} + \frac{1}{2} \sigma^2 \frac{\partial^2 Q^j}{\partial x^2} \right. \\ \left. + \int_{\mathbb{R}} \left[Q^j(t, y, x+z) - Q^j(t, y, x) - (e^z - 1) \frac{\partial Q^j}{\partial x} \right] \nu(dz), \right. \\ \left. \frac{\partial Q^j}{\partial y} + (1 + \theta_b) e^x \frac{\gamma}{\delta(t, T)} Q^j, - \left(\frac{\partial Q^j}{\partial y} + (1 - \theta_s) e^x \frac{\gamma}{\delta(t, T)} Q^j \right) \right\} = 0 \end{aligned} \quad (37)$$

with $j = 0, w, b$. The HJB Eq. (37) has the following integral representation:

$$\begin{aligned} Q^j(t, y, x) = \min \left\{ \mathbb{E}_{y, x} \left[Q^j(t + \Delta t, y, x + \Delta X) \right], \right. \\ \min_{\Delta L_t} \exp \left(-\frac{\gamma}{\delta(t, T)} (1 + \theta_b) e^x \Delta L_t \right) Q^j(t, y + \Delta L_t, x), \\ \left. \min_{\Delta M_t} \exp \left(-\frac{\gamma}{\delta(t, T)} (1 - \theta_s) e^x \Delta M_t \right) Q^j(t, y - \Delta M_t, x) \right\}. \end{aligned} \quad (38)$$

Each term inside the “min” is the integral form of the corresponding term inside Eq. (37). This can be proved by sending $\Delta t, \Delta L_t, \Delta M_t \rightarrow 0$.

Using conditions (20), (21) together with (30), we obtain the explicit formulas for the option prices:

$$p^w(t_0, y, s) = \frac{\delta(t_0, T)}{\gamma} \log \left(\frac{Q^w(t_0, y, s)}{Q^0(t_0, y, s)} \right), \quad (39)$$

$$p^b(t_0, y, s) = \frac{\delta(t_0, T)}{\gamma} \log \left(\frac{Q^0(t_0, y, s)}{Q^b(t_0, y, s)} \right). \quad (40)$$

3 Markov chain approximation

To solve the minimization problem (31) we use the Markov chain approximation method developed by Kushner and Dupuis (2001). The numerical technique for singular controls has been developed in the work of Kushner and Martins (1991). The portfolio dynamics (11) is approximated by a discrete state controlled Markov chain in discrete time. The method consists in creating a backward recursive dynamic programming algorithm, in order to compute the value function at time t , given its value at time $t + \Delta t$ like in (38). Kushner and Dupuis (2001) prove that the value function obtained through the discrete dynamic programming algorithm converges to the value function of the original continuous time problem as $\Delta t \rightarrow 0$. Their proof uses a weak convergence in probability argument. Another approach to prove convergence has been introduced by Barles and Souganidis (1991). It considers the convergence of the discrete value function to the viscosity solution of the original HJB equation. In the work of Davis et al. (1993) the authors prove existence and uniqueness of the viscosity solution of the HJB Eq. (22) for the diffusion case, and using the method developed by Barles and Souganidis (1991) prove that the value function obtained through the Markov chain approximation converges to it.

In this work we model the stock dynamics as a general exponential Lévy process. For practical computations we need to specify which Lévy process we are using, and this is equivalent to specifying the Lévy triplet. Since every Lévy process satisfies the Markov property, we are allowed to use a Markov chain approximation approach. A possible technique to construct the Markov chain is to discretize the infinitesimal generator of the continuous process by using an explicit finite difference approximation (see for instance Kushner and Dupuis (2001) or Fleming and Soner (2005)). This method is straightforward for Lévy processes of jump-diffusion type with finite activity of jumps. For Lévy processes with infinite activity it is not possible to obtain the transition probabilities from the infinitesimal generator. A common procedure is to approximate the small jumps with a Brownian motion, as explained in Cont and Voltchkova (2005). This serves to remove the singularity of the Lévy measure near the origin, and permits to create a Markov chain approximation using the same framework used for the jump-diffusion processes. In this work we present examples of option prices computed by using Brownian motion, Merton jump-diffusion and Variance Gamma processes.

3.1 The discrete model

Thanks to the variable reduction introduced in the previous section, the optimization problem (31) only depends on two state variables. The portfolio dynamics (11) has the simpler form (using $X_t = \log S_t$):

$$\begin{cases} dY_t^\pi &= dL_t - dM_t \\ dX_t &= \left(\mu - \frac{1}{2}\sigma^2 - \int_{\mathbb{R}} (e^z - 1 - z)\nu(dz) \right) dt + \sigma dW_t + \int_{\mathbb{R}} z\tilde{N}(dt, dz). \end{cases} \quad (41)$$

where the SDE for the log-variable can be obtained by putting together (4) and (7). If the process has finite activity $\lambda = \int_{\mathbb{R}} \nu(dz)$, thanks to the moment condition 3, we can define $m = \int_{\mathbb{R}} (e^z - 1)\nu(dz)$ and $\lambda\alpha = \int_{\mathbb{R}} z\nu(dz)$ such that the SDE of X_t can be written as

$$dX_t = \left(\mu - \frac{1}{2}\sigma^2 - m + \lambda\alpha \right) dt + \sigma dW_t + \int_{\mathbb{R}} z\tilde{N}(dt, dz). \quad (42)$$

If the process has infinite activity $\lambda = \int_{\mathbb{R}} \nu(dz) = \infty$, we can approximate the “small jumps” martingale component with a Brownian motion with same variance. After fixing a truncation parameter $\epsilon > 0$, we can split the integrals in (41) in two domains $\{|z| < \epsilon\}$ and $\{|z| \geq \epsilon\}$. The integrand on the domain $\{|z| < \epsilon\}$, is approximated by Taylor expansion $e^z - 1 - z = \frac{z^2}{2} + \mathcal{O}(z^3)$ such that:

$$\begin{aligned} dX_t &= \left(\mu - \frac{1}{2}\sigma^2 - \int_{|z| < \epsilon} (e^z - 1 - z)\nu(dz) - \int_{|z| \geq \epsilon} (e^z - 1 - z)\nu(dz) \right) dt \\ &\quad + \sigma dW_t + \underbrace{\int_{|z| < \epsilon} z\tilde{N}(dt, dz)}_{\sigma_\epsilon dW_t} + \int_{|z| \geq \epsilon} z\tilde{N}(dt, dz) \\ &= \left(\mu - \frac{1}{2}(\sigma^2 + \sigma_\epsilon^2) - \omega_\epsilon + \lambda_\epsilon \theta_\epsilon \right) dt + (\sigma + \sigma_\epsilon) dW_t + \int_{|z| \geq \epsilon} z\tilde{N}(dt, dz), \end{aligned} \quad (43)$$

where we defined the new parameters:

$$\begin{aligned} \sigma_\epsilon^2 &= \int_{|z| < \epsilon} z^2 \nu(dz), & \omega_\epsilon &= \int_{|z| \geq \epsilon} (e^z - 1)\nu(dz), \\ \lambda_\epsilon &= \int_{|z| \geq \epsilon} \nu(dz), & \theta_\epsilon &= \frac{1}{\lambda_\epsilon} \int_{|z| \geq \epsilon} z\nu(dz). \end{aligned} \quad (44)$$

The process $\int_{|z| \geq \epsilon} z\tilde{N}(dt, dz)$ is a compensated Poisson process with finite activity λ_ϵ and variance $\sigma_J^2 = \int_{|z| \geq \epsilon} z^2 \nu(dz)$.

Now we can discretize the time and space to create a Markov chain approximation of the portfolio process (41). For $n = 0, 1, \dots, N \in \mathbb{N}$, define the discrete time step $\Delta t = \frac{T-t_0}{N}$ such that $t_n = t_0 + n\Delta t$. Define the set $\Sigma_x = \{-K_1 h_x, \dots, -h_x, 0, h_x, \dots, +K_2 h_x\}$, where we consider the discrete log-price step $h_x > 0$ and $K_1, K_2 \in \mathbb{N}$. The values of K_1 and K_2 can be different to capture the possible asymmetry in the jump sizes. Define also the set

$\Sigma_y = \{-K_3 h_y, \dots, -h_y, 0, h_y, \dots, +K_4 h_y\}$, where $h_y > 0$ is a discrete step and $K_3, K_4 \in \mathbb{N}$. The discretized version of the SDE (41) is:

$$\begin{cases} \Delta Y_n &= \Delta L_n - \Delta M_n \\ \Delta X_n &= \hat{\mu} \Delta t + \hat{\sigma} \Delta W_n + \Delta \tilde{J}_n = \Delta \Xi_n + \Delta \tilde{J}_n, \end{cases} \quad (45)$$

where $\Delta X_n = X(t_n + \Delta t) - X(t_n) \in \Sigma_x$, $\hat{\mu} \in \mathbb{R}$ and $\hat{\sigma} > 0$. The term $\Delta \Xi_n = \hat{\mu} \Delta t + \hat{\sigma} \Delta W_n$ assumes values in $\{-h_x, 0, h_x\}^2$ which is a subset of Σ_x . It is a random process with $\mathbb{E}[\Delta \Xi_n] = \hat{\mu} \Delta t$ and $\mathbb{E}[(\Delta \Xi_n)^2] = \hat{\sigma} \Delta t + \mathcal{O}(\Delta t^2)$. The term $\Delta \tilde{J}_n$ is the discrete version of the compensated Poisson jump term. It is a discrete random process with $\mathbb{E}[\Delta \tilde{J}_n] = 0$ and $\mathbb{E}[(\Delta \tilde{J}_n)^2] = \tilde{\sigma} \Delta t$, for $\tilde{\sigma} > 0$. When the continuous time jump term is $\int_{\mathbb{R}} z \tilde{N}(dt, dz)$, the corresponding discrete process $\Delta \tilde{J}_n$ can assume all the values in Σ_x . If the integral has a truncation term ϵ , as in $\int_{|z| \geq \epsilon} z \tilde{N}(dt, dz)$, we define the subset $\Sigma_x^\epsilon = \Sigma_x \setminus \{-h_x, 0, h_x\}$, such that $\Delta \tilde{J}_n \in \Sigma_x^\epsilon$.

The two increments ΔL_n and ΔM_n , which describe the change in the number of shares bought or sold are non-negative multiples of h_y , and cannot assume values different from 0 at the same time t_n . The process Y_n assumes values in Σ_y at each time t_n . The action of the controls $\Delta L_n = L(t_n) - L(t_n^-)$ and $\Delta M_n = M(t_n) - M(t_n^-)$ is supposed to happen instantaneously. We indicate with $L(t_n^-)$ and $M(t_n^-)$ the number of shares just before the transaction.

The desired Markov chain approximation of $X(t_n) \equiv X_n$ (from now on we assume $t_0 = 0$ and indicate t_n with n) has to satisfy two conditions to be admissible:

1. the transition probabilities (9) are represented as:

$$p^X(X_n, X_{n+1}) = (1 - \lambda \Delta t) p^D(X_n, X_{n+1}) + (\lambda \Delta t) p^J(X_n, X_{n+1}) \quad (46)$$

where $\lambda > 0$ is the jumps activity, p^D and p^J are the transition probabilities of the diffusion and jump components respectively. See Appendix B.1.

2. The transition probabilities have to be *locally consistent* with the continuous SDE. This means that, at each time step, the first two moments of the Markov chain have to be equal to the first two moments of the continuous processes (42) or (43) at first order in Δt . Respectively:

$$\begin{aligned} \mathbb{E}_n[\Delta X_n] &= \hat{\mu} \Delta t = \left(\mu - \frac{1}{2} \sigma^2 - m + \lambda \alpha \right) \Delta t, \\ \mathbb{E}_n[(\Delta X_n)^2] &= (\hat{\sigma}^2 + \tilde{\sigma}^2) \Delta t = \left(\sigma^2 + \int_{\mathbb{R}} z^2 \nu(dz) \right) \Delta t. \end{aligned} \quad (47)$$

or

$$\begin{aligned} \mathbb{E}_n[\Delta X_n] &= \hat{\mu} \Delta t = \left(\mu - \frac{1}{2} (\sigma^2 + \sigma_\epsilon^2) - \omega_\epsilon + \lambda_\epsilon \theta_\epsilon \right) \Delta t, \\ \mathbb{E}_n[(\Delta X_n)^2] &= (\hat{\sigma}^2 + \tilde{\sigma}^2) \Delta t = \left(\sigma^2 + \sigma_\epsilon^2 + \sigma_J^2 \right) \Delta t. \end{aligned} \quad (48)$$

²A common alternative is to consider a binomial discretization with $\Delta \Xi \in \{-h_x, h_x\}$, as in Davis et al. (1993).

Kushner and Dupuis (2001) prove that if the conditions above are satisfied, then the Markov chain approximation converges in probability to the continuous process when $\Delta t \rightarrow 0$. In the Appendix B.2 we construct a discrete Markov chain and prove that it is locally consistent.

3.2 Discrete dynamic programming algorithm

The backward algorithm that uses the dynamic programming equation (38) considers two different steps: a *jump-diffusion step* and a *control step*. However, in order to implement a numerical algorithm we cannot use an equation written in that form, because the value function at time t on the right hand side is still unknown. The solution is to represent the value functions at time t on the right hand side as the expectation of their values at time $t + \Delta t$. If at time t it is optimal to trade (for example to buy ΔL_t^* shares), the portfolio state changes instantaneously from (t^-, y, x) in the buy region, to $(t, y + \Delta L_t^*, x)$ in the NT region. It is reasonable to assume that after a trade, for a small time interval Δt , the process remains in the NT region. Therefore, following the same argument used to obtain (24), we can use the dynamic programming principle and express the value function as $Q^j(t, y + \Delta L_t^*, x) = \mathbb{E}_x[Q^j(t + \Delta t, y + \Delta L_t^*, x + \Delta X)]$. The resulting discretized equation is therefore:

$$\begin{aligned} Q(t_n, Y_n, X_n) = \min & \left\{ \mathbb{E}_n \left[Q(t_{n+1}, Y_n, X_n + \Delta X_n) \right], \right. \\ & \min_{\Delta L_n} \exp \left(\frac{\gamma}{\delta(t_n, T)} (1 + \theta_b) e^{X_n} \Delta L_n \right) \mathbb{E}_n \left[Q(t_{n+1}, Y_n + \Delta L_n, X_n + \Delta X_n) \right], \\ & \left. \min_{\Delta M_n} \exp \left(-\frac{\gamma}{\delta(t_n, T)} (1 - \theta_s) e^{X_n} \Delta M_n \right) \mathbb{E}_n \left[Q(t_{n+1}, Y_n - \Delta M_n, X_n + \Delta X_n) \right] \right\}. \end{aligned} \quad (49)$$

The algorithm runs as follows:

1. Create the lattice for the log-price X in the discrete SDE (45). This usually has the shape of a recombining multinomial tree with step sizes $(\Delta t, h_x)$, where each node has $\bar{L} = \#(\Sigma_x) = K_1 + K_2 + 1$ branches. The number of nodes at time n is $n(\bar{L} - 1) + 1$. The transition probabilities can be obtained from the explicit discretization of the infinitesimal generator (see Appendix B.2).
2. Create the shares vector Y with discretization step h_y . Its dimension is $\bar{M} = \#(\Sigma_y) = K_3 + K_4 + 1$.
3. Evaluate the value functions at terminal time using the terminal conditions (32),(33),(34). At terminal time, every value function is evaluated on a two-dimensional grid with dimensions $(N(\bar{L} - 1) + 1) \times \bar{M}$.
4. Create a backward loop over time, with index n that starts at N and finishes at 1.
5. Given the value functions at time n , compute the value functions at time $n - 1$ for all the nodes of the multinomial tree at time $n - 1$ and for all the values of y . We obtain value functions evaluated on a new grid of size $((n - 1)(\bar{L} - 1) + 1) \times \bar{M}$. This is done in two steps:

- *Time step*: For each node of the tree at time $n - 1$ and for each y , compute the weighted average of the value function at time n over all the possible nodes (at time n) connected with the starting node (at time $n - 1$). We use the discretization presented in Appendix B.2. (see Eq. (68))
- *Control step*: Compute the minimum of the second and third term in Eq. (49) for all possible values of ΔL and ΔM^3 . Then compute the minimum between the three terms.

6. Use formulas (39) or (40) to find the option price.

Remark 3.1. *Here we consider a recombining multinomial tree with \bar{L} branches. This means that the number of nodes of the tree grows linearly with n . The shares vector has fixed dimension \bar{M} instead. The algorithm starts at time N with the value function evaluated on a grid of dimension $(N(\bar{L} - 1) + 1) \times \bar{M}$ and finishes when the value function is computed at time 0 on a $1 \times \bar{M}$ grid.*

The computational complexity of this algorithm is $\mathcal{O}\left((N + 1)\left[\frac{N(\bar{L} - 1)}{2} + 1\right] \times \bar{M} \times \bar{M}\right)$. The first factor comes from the loop over all the nodes of the tree $\sum_{n=0}^N n(\bar{L} - 1) + 1$. The second factor, \bar{M} , comes from the loop over all the values of y , and the third factor, \bar{M} , comes from the minimum search.

For a simple diffusion process the number of branches is fixed to $\bar{L} = 3$, but for processes with jumps it depends on \sqrt{N} :

Every Lévy process, satisfying the condition (3), follows the square root rule for the standard deviation propagation. Therefore the size of a space step $h_x = \sqrt{\mathbb{E}[\Delta X^2]} \propto \sqrt{\Delta t} \propto \frac{1}{\sqrt{N}}$. Consider for instance the integral term in Eq. (42) or (43). For computational reasons we have to reduce the region of integration to the bounded domain $[-B_1, B_2]$, with $B_1, B_2 > 0$ (see Appendix B.2). The number of branches is therefore $\bar{L} = \frac{B_1 + B_2}{h_x} \propto \sqrt{N}$.

The value of \bar{M} can be kept fixed if the purpose is to reduce the computational complexity of the algorithm. But in order to have a more accurate result, it is better to choose $h_y = h_x$ and $\bar{M} \propto N$.

If we set $\bar{L} = \sqrt{N}$ and $\bar{M} = N$ we have total computational complexity of $\mathcal{O}(N^{4.5})$.

3.3 The Merton jump-diffusion model

The first jump-diffusion model applied to finance is the *Merton model*, presented in Merton (1976). In the paper the author obtains a closed form solution (as a series expansion) for the price of a European call option. The Merton model describes the log-prices evolution as a Lévy process X_t with a characteristic Lévy triplet (b, σ, ν) with $b \in \mathbb{R}$, $\sigma > 0$ and Lévy measure:

$$\nu(dz) = \frac{\lambda}{\xi\sqrt{2\pi}} e^{-\frac{(z-\alpha)^2}{2\xi^2}} dz. \quad (50)$$

³The values attainable by ΔL_n and ΔM_n are always bounded and depend on the current value of $Y_n \in \Sigma_y$. For instance, if $Y_n = -K_3 h_y$, then $\Delta L_n \in \{0, h_y, \dots, (M - 1)h_y\}$ and $\Delta M_n \in \{0\}$.

The process X_t can be represented as the superposition of a Brownian motion with drift and a pure jump process. The number of jumps is a Poisson process with intensity $\lambda > 0$, and the size of the jumps is normal distributed $\sim \mathcal{N}(\alpha, \xi^2)$. The dynamics of X_t is described by the SDE (42) with $m = \lambda(e^{\alpha + \frac{\xi^2}{2}} - 1)$. For any $f \in C^2(\mathbb{R}) \cap C_2(\mathbb{R})$, the associated infinitesimal generator is:

$$\begin{aligned} \mathcal{L}^{Mert} f(x) = & \left(\mu - \frac{1}{2}\sigma^2 - m \right) \frac{\partial f(x)}{\partial x} + \frac{1}{2}\sigma^2 \frac{\partial^2 f(x)}{\partial x^2} \\ & - \lambda f(x) + \int_{\mathbb{R}} f(x+z) \nu(dz). \end{aligned} \quad (51)$$

3.4 The Variance Gamma model

The *Variance Gamma* (VG) process is a pure jump Lévy process with infinite activity and no diffusion component. Applications of the VG process to financial modeling can be found for example in Madan and Seneta (1990) and Madan et al. (1998). Consider a Brownian motion with drift $Z_t = \theta t + \bar{\sigma} W_t$ and substitute the time variable t with a gamma subordinator $T_t \sim \Gamma(t, \kappa t)$. We obtain the VG process

$$Z_{T_t} = \theta T_t + \bar{\sigma} W_{T_t}, \quad (52)$$

that depends on three parameters: θ is the drift of the Brownian motion, $\bar{\sigma}$ is the volatility of the Brownian motion and κ is the variance of the Gamma process. The VG Lévy measure is:

$$\nu(dz) = \frac{e^{\frac{\theta z}{\bar{\sigma}^2}}}{\kappa |z|} \exp\left(-\frac{\sqrt{\frac{2}{\kappa} + \frac{\theta^2}{\bar{\sigma}^2}} |z|}{\bar{\sigma}}\right) dz. \quad (53)$$

The Lévy triplet is $(\int_{|z|<1} z \nu(dz), 0, \nu)$. A VG process with an additional drift $c \in \mathbb{R}$, $X_t = ct + Z_t$, has the Lévy triplet $(c + \int_{|z|<1} z \nu(dz), 0, \nu)$. The VG SDE can be obtained directly from Eq. (41):

$$dX_t = \left(\mu - \omega + \theta \right) dt + \int_{\mathbb{R}} z \tilde{N}(dt, dz) \quad (54)$$

where we put $\sigma = 0$, $\theta = \int_{\mathbb{R}} z \nu(dz)$, $\omega = \int_{\mathbb{R}} (e^z - 1) \nu(dz)$ and $\mu = c + \omega$ by (7).

However, the jump process in Eq. (54) has infinite activity and we cannot use its infinitesimal generator to construct a Markov chain approximation. We consider instead the approximated process (43) with $\sigma = 0$ and the other parameters obtained through the VG Lévy measure (53):

$$dX_t = \left(\mu - \frac{1}{2}\sigma_\epsilon^2 - \omega_\epsilon + \lambda_\epsilon \theta_\epsilon \right) dt + \sigma_\epsilon dW_t + \int_{|z| \geq \epsilon} z \tilde{N}(dt, dz) \quad (55)$$

For any $f \in C^2(\mathbb{R}) \cap C_2(\mathbb{R})$, the associated infinitesimal generator has a jump-diffusion form:

$$\begin{aligned} \mathcal{L}^{VG} f(x) = & \left(\mu - \frac{1}{2}\sigma_\epsilon^2 - w_\epsilon \right) \frac{\partial f}{\partial x} + \frac{1}{2}\sigma_\epsilon^2 \frac{\partial^2 f}{\partial x^2} \\ & + \int_{|z| \geq \epsilon} f(x+z) \nu(dz) - \lambda_\epsilon f(x). \end{aligned} \quad (56)$$

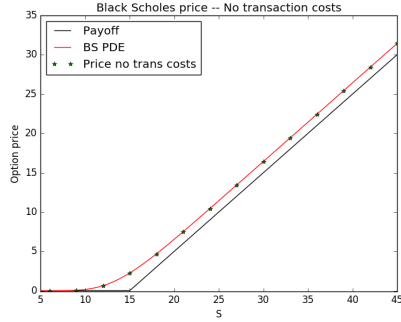


Figure 1: Writer prices with zero transaction costs for diffusion process. Parameters are in the table 2.



Figure 2: Writer prices with zero transaction costs for Merton process. Parameters are in the table 3.

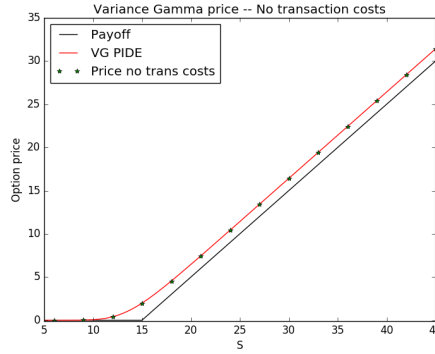


Figure 3: Writer prices with zero transaction costs for VG process. Parameters are in the table 4.

4 Numerical results

In this section we implement the algorithm described in Section 3.2 and calculate the prices of European call options for the writer and the buyer. The prices are computed under the assumption that the stock log-price follows three different Lévy processes: a Brownian motion, a Merton jump-diffusion and a Variance Gamma. The processes parameters and the option details are collected in the

ATM diffusion prices		ATM Merton prices		ATM VG prices	
Closed formula	PDE	Closed formula	PIDE	Closed formula	PIDE
2.2463	2.2463	3.4776	3.4749	1.9870	1.9823

Table 1: At the money prices with $S_0 = K = 15$ calculated with different methods, using the parameters in tables 2, 3 and 4.

tables 2, 3 and 4. We compute the option prices using the standard *martingale pricing theory* (see Appendix A). In the table 1 we show the *at the money* values obtained with the closed formula and by solving the respective PIDE.

The closed formula for the diffusion process is the well known Black and Scholes (1973) formula. To compute the Merton price we use the series approximation formula derived in Merton (1976), and for the VG price we used the semi-closed formula derived in Madan et al. (1998). The PIDE prices are obtained by solving the Eq. (60) with generators (61), (51) and (56) (details in Appendix A). Of course, the parameter μ has not been used to compute the prices in Tab. 1. We will prove with a numerical test that even though the portfolio process (41) has a drift parameter μ , it does not play an important role for the option price.

Diffusion parameters					
K	T	r	μ	σ	γ
15	1	0.1	0.1	0.25	0.001

Table 2: This table shows option's parameters and diffusion process parameters.

Merton parameters								
K	T	r	μ	σ	α	ξ	λ	γ
15	1	0.1	0.1	0.25	0	0.5	0.8	0.04

Table 3: This table shows option's parameters and Merton process parameters.

VG parameters							
K	T	r	μ	θ	σ	κ	γ
15	1	0.1	0.1	-0.1	0.2	0.1	0.05

Table 4: This table shows option's parameters and VG process parameters.

In the following analysis, we consider the PIDE prices as our benchmarks for comparisons. In all the computations we use equal transaction costs for buying and selling, $\theta_b = \theta_s$.

In Fig. 1, 2 and 3 we show that model prices replicate the PIDE prices for zero transaction costs and small values of γ . The values of γ in the tables 2, 3, 4 are chosen very small⁴. An intuitive argument to justify this choice is that for $\gamma \rightarrow 0$, the utility function can be approximated by a linear utility $\mathcal{U}(w) = 1 - e^{-\gamma w} \approx \gamma w$ and the investor is considered risk neutral. For more details we refer to Carmona (2009) and references therein.

4.1 Diffusion results

In the figures 4 and 5 we show the writer and buyer prices with different values of transaction costs, for the diffusion process with parameters in Tab. 2. We

⁴ In chapter 5 of Grinold and Kahn (1999) are presented some common values for the risk aversion coefficient: $\gamma = 0.3$, $\gamma = 0.2$ and $\gamma = 0.1$ for high, medium and low level of risk aversion respectively.

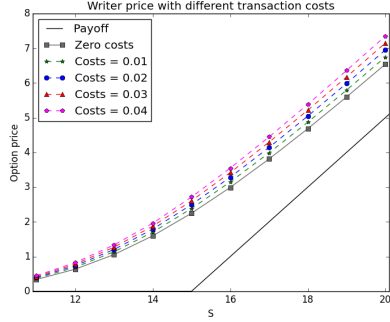


Figure 4: Writer prices for different transaction costs. The continuous line is the solution of the Black-Scholes PDE.



Figure 5: Buyer prices for different transaction costs. The continuous line is the solution of the Black-Scholes PDE.

Convergence table			
$N = M$	Price with $\gamma = 0.0001$	Price with $\gamma = 0.001$	Price with $\gamma = 0.01$
50	2.2412146517	2.2417649462	2.2473119666
100	2.2491427418	2.2495065494	2.2531593006
200	2.2454227575	2.2456761615	2.2482167262
400	2.2467842126	2.2469596683	2.2487172682
800	2.2461889356	2.2462711875	2.2476351737
1600	2.2465769781	2.246622275	2.2475154717
3200	2.2464120247	2.2464716771	2.2470685805
3500	2.2463661466	2.2464231225	2.2469932278

Table 5: Convergence table for ATM diffusion prices ($\bar{L} = 3$) with zero transaction costs.

can see that a higher transaction cost corresponds to a higher writer price, while a lower transaction cost corresponds to a lower buyer price. Indeed, the writer and buyer prices are respectively increasing and decreasing functions of the transaction cost, as already verified in Clewlow and Hodges (1997).

The values obtained in figures 1,4,5 are calculated with $N = 1500$ time steps and $M = N$. In the Table 5 we show the ATM option prices with $\theta_s = \theta_b = 0$, and different values of risk aversion $\gamma = 0.0001$, $\gamma = 0.001$ and $\gamma = 0.01$. The prices are very close to the Black-Scholes price in table 1, and even using values of gamma that have one or two orders of magnitude of difference, the option prices only change at the fourth decimal digit. Since we do not know the limit price for $N \rightarrow \infty$, we can assume it is the price computed for $N = 3500$, and through the values in Table 5 estimate the rate of convergence.

4.2 Merton results

In the Figures 6 and 7 we show the writer and buyer prices for the Merton process, with parameters in Tab. 3. An interesting feature of the multinomial tree construction for jump-diffusion processes is that $\bar{L} \propto \sqrt{N}$. The integral domain is restricted to the bounded domain $[-B_1, B_2]$ with length $B_1 + B_2 =$

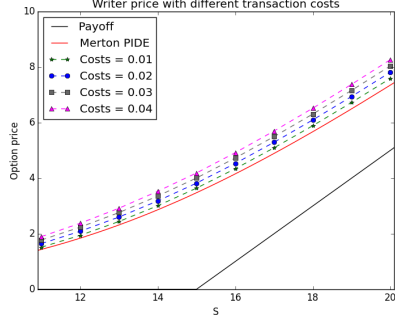


Figure 6: Writer prices for different transaction costs. The continuous line is the solution of the Merton PIDE.

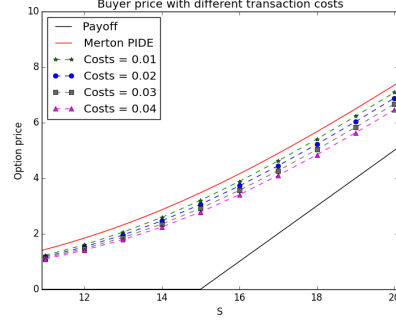


Figure 7: Buyer prices for different transaction costs. The continuous line is the solution of the Merton PIDE.

$\bar{L} h_x$. The size of a space step is $h_x = \sqrt{\mathbb{E}[\Delta X^2]} = \sqrt{(\sigma^2 + \lambda \xi^2 + \lambda \alpha^2) \Delta t} = \sigma_X \sqrt{\Delta t}$ (see Eq. (47)). However, the size of the Poisson jumps does not scale with Δt . So the number \bar{L} has to be chosen big enough in order to have $\bar{L} h_x \geq B_1 + B_2$. For a fixed h_x , the interval $[-B_1, B_2]$ should be as big as possible, but the choice of the truncation depends on the shape of the Lévy measure. The figures 8, 9 show two examples where we choose $[-B_1, B_2] = [\xi, \xi]$ and $[-B_1, B_2] = [-3\xi, 3\xi]$ respectively. These choices correspond to $\bar{L} = 19$ and $\bar{L} = 59$. For the Merton Lévy measure (a scaled Normal distribution), a good choice is $[-B_1, B_2] = [-3\xi, 3\xi]$, with length $\bar{L} h_x = 6\xi$. It is well known that the integral over this region is about the 99.74% of the total area. Using this interval and the parameters in Tab. 3 we obtain the relation $\bar{L} \geq 5.86\sqrt{N}$ that relates N and \bar{L} . In the calculation of the Merton prices in Figures 6 and 7, we used a discretization with $N = \bar{M} = 100$, and $\bar{L} = 81$, with a good balance between small computational time and small price error.

Truncation error table					
N	$\bar{L} = 51$	$\bar{L} = 71$	$\bar{L} = 91$	$\bar{L} = 101$	$\bar{L} = 111$
50	3.4813187161	3.4816163394	3.4816170496	3.4816170504	3.4816170504
100	3.4687744548	3.4788060527	3.4791415876	3.4791464725	3.4791469712
150	3.4390903586	3.4744039174	3.4775744098	3.4777147784	3.4777420291
200	3.3994424401	3.4663389997	3.4764398666	3.4772345512	3.4774570321

Table 6: Truncation error table for ATM Merton prices with zero transaction costs. Parameters in Tab. 3. For increasing \bar{L} , the truncation error in the prices decreases.

In Tab. 6 we show different Merton prices for zero transaction costs and different values of N and \bar{L} . Looking at the table from left to right, for each fixed N it is possible to note how the truncation error decreases when \bar{L} increases.

In Table 7 we show several prices with increasing values of N and \bar{L} . We choose \bar{L} big enough, such that the truncation error can be ignored. In a convergence analysis, the price with $N = 200$, $\bar{L} = 121$ can be considered as the limit value. Given the high computational complexity of the algorithm, it is difficult

Convergence table		
$N = M$	\bar{L}	Price
50	61	3.4816000776
75	75	3.4799801710
100	91	3.4791415876
125	97	3.4782540801
150	105	3.4777312502
175	113	3.4776103369
200	121	3.4775134685

Table 7: Convergence table for ATM Merton prices with zero transaction costs.

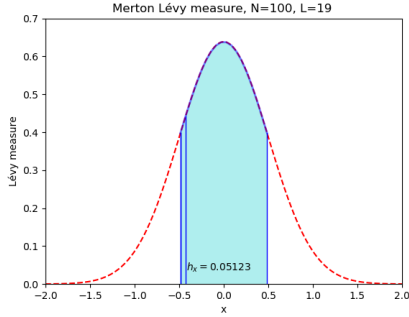


Figure 8: Merton Lévy measure computed using parameters in Tab. 3, $N = 100$ and $\bar{L} = 19$. The domain $[-B_1, B_2] = [-\xi, \xi]$ has length $\bar{L}h_x \approx 2\xi$.

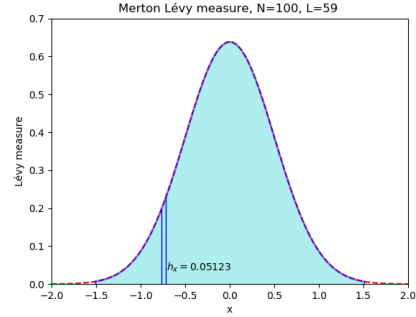


Figure 9: Merton Lévy measure computed using parameters in Tab. 3, $N = 100$ and $\bar{L} = 59$. The domain $[-B_1, B_2] = [-3\xi, 3\xi]$ has length $\bar{L}h_x \approx 6\xi$.

to present prices with bigger values of N, \bar{L} . For larger values of N and smaller γ , we expect a convergence to the Merton price in Tab. 3.

4.3 VG results

In the Figures 12 and 13 we show how the writer and buyer prices for the VG process change for several level of transaction costs (parameters in Tab. 4). In the computations we used $N = \bar{M} = 150$ and $\bar{L} = 43$. Under this choice the program runs in a reasonable computational time. The integration region in 56 is restricted to $[-B_1, -\epsilon] \cup [\epsilon, B_2]$ with $\epsilon = 1.5h_x$. The choice of B_1 and B_2 depends on the shape of the Lévy measure. In Fig. 10 and 11 we show two examples for the VG Lévy measure (using parameters in table 4) with $N = 150$, $h_x = 0.0165$ and $N = 1000$, $h_x = 0.0064$. The two Lévy measures are normalized, such that the integral on the region $[-\infty, -\epsilon] \cup [\epsilon, +\infty]$ equals one, and the area underlying the functions on $[-B_1, -\epsilon] \cup [\epsilon, B_2]$ is highlighted. We can see that in both cases, using $\bar{L} = 43$, it is possible to cover a very high percentage of the initial unrestricted region. We can conclude that, unlike the Merton measure, we do not need a big truncation interval. Given the space step

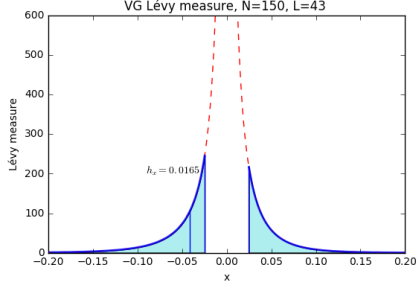


Figure 10: VG Lévy measure computed using parameters in Tab. 4, $N = 150$ and $\bar{L} = 43$. The domain $[-B_1, -\epsilon] \cup [\epsilon, B_2]$ has length $(\bar{L} - 3)h_x$. The highlighted area is 99.9% of the total area.

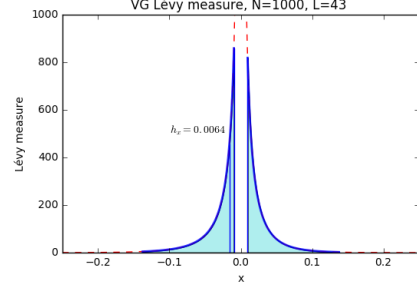


Figure 11: VG Lévy measure computed using parameters in Tab. 4, $N = 1000$ and $\bar{L} = 43$. The domain $[-B_1, -\epsilon] \cup [\epsilon, B_2]$ has length $(\bar{L} - 3)h_x$. The highlighted area is 98.9% of the total area.

$h_X = \sigma_X \sqrt{\Delta t}$, with $\sigma_X = \sqrt{\sigma_J^2 + \sigma_\epsilon^2} = \sqrt{\sigma^2 + \theta^2 \kappa}$ and $\Delta t = T/N$, it is enough to require a region at least as big as the standard deviation of the jump process: $h_X \bar{L} > \sigma_J$, where $\sigma_J^2 = \int_{|z| \geq \epsilon} z^2 \nu(dz)$. Putting all together, the relation becomes $\bar{L} \geq \frac{\sigma_J}{\sigma_X} \sqrt{N}$, and replacing the values $\sigma_X = 0.2024$ and $\sigma_J = 0.1916$ we get $\bar{L} \geq 0.94 \sqrt{N}$.

Convergence table		
$N = M$	λ_ϵ	Price
50	4.73	1.9109347161
100	7.82	1.9578065378
150	10.01	1.9820789189
200	11.73	1.9961807305
250	13.14	2.0047194603
300	14.35	2.0085360317
350	15.40	2.0094361889

Table 8: Convergence table for ATM VG prices with $\bar{L} = 43$, zero transaction costs and parameters in Tab 4.

In the Table 8 we present several option prices computed with different values of N , but with fixed \bar{L} . In the case of the VG process it is more difficult to analyze the convergence results. This is due to the approximation (43) introduced to replace the infinite activity jump component with a Brownian motion. All the new parameters (44) depend on ϵ , and consequently on N . Within our discretization ($N = 150$), we have $\sigma_\epsilon = 0.0654$, $\lambda_\epsilon = 10.01$. With those parameters we obtain an ATM price for zero transaction costs of 1.9821, which is very close the the PIDE price in Tab. 1. We expect to have convergence to the PIDE price for $N \rightarrow \infty$ and $\gamma \rightarrow 0$.

When $N \rightarrow \infty$ and $\epsilon \rightarrow 0$, the parameters $\sigma_\epsilon \rightarrow 0$ and $\lambda_\epsilon \rightarrow \infty$. For each N it is important to verify that the stability conditions $(1 - \lambda_\epsilon \Delta t) > 0$ and $h_x^2 > \sigma_\epsilon^2 \Delta t$

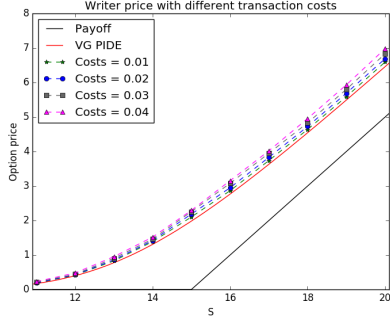


Figure 12: Writer prices for different transaction costs. The continuous line is the solution of the VG PIDE.



Figure 13: Buyer prices for different transaction costs. The continuous line is the solution of the VG PIDE.

are always satisfied, in order to have a consistent Markov chain approximation. The main problems are the high dependence of the price on the parameter ϵ and therefore on the discretization step h_x , together with the high complexity of the algorithm. For instance, with $N = \bar{M} = 1000$ and $\bar{L} = 43$ the program takes more than two hours to run. The convergence of the approximated process (43) to the original VG process is very slow, and this is reflected in the convergence of the VG PIDE (60) with (56). In order to solve it (using the IMEX scheme proposed by Cont and Voltchkova (2005)) we constructed a grid with 13000 space steps of size $\delta x = 0.0004$ and 7000 time steps, and obtained the price in Tab 1, with the approximated activity $\lambda_\epsilon = 75$. Consequently, we expect to have good convergence results in our algorithm when $N \sim 10^4$. All the presented prices (Figures 12 and 13) have thus a truncation error, which is “hidden” by an accurate choice of the value γ . We refer to Cont and Voltchkova (2005) for a detailed error analysis.

4.4 Properties of the model

In this section we want to analyze the properties of the model and how the option price depends on the level of transaction costs θ_b, θ_s , the risk aversion parameter γ and the drift μ . We use the Merton process with parameters of Tab. 3 to test the properties. In Tab. 9 we show the writer ATM option values for different transaction costs in Fig. 3. In Fig. 14 we can see better

	cost = 0	cost = 0.01	cost = 0.02	cost = 0.03	cost = 0.04
Merton	3.4771	3.6400	3.8212	4.0054	4.1864
VG	1.9821	2.0921	2.1870	2.2568	2.3131

Table 9: Merton and VG writer prices for different transaction costs, with parameters as in Tab. (3), (4).

how the price for the writer is affected by the change of the transaction costs. The picture shows prices for different values of risk coefficient. The risk profile of the investor also plays an important role. As already shown in Hodges and

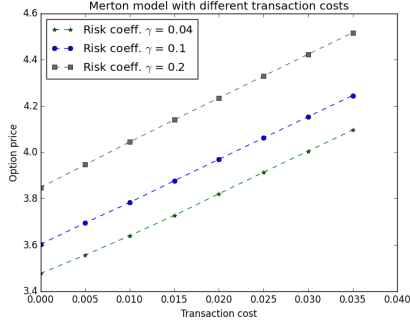


Figure 14: Merton option prices for the writer as function of the transaction cost, with different values of γ .

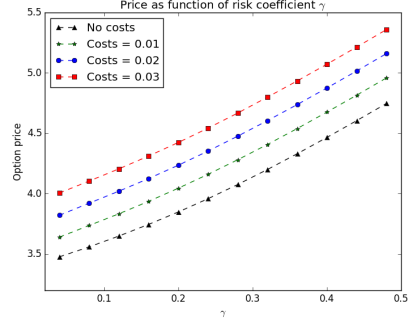


Figure 15: Merton option prices for the writer as function of γ , with different values of transaction costs.

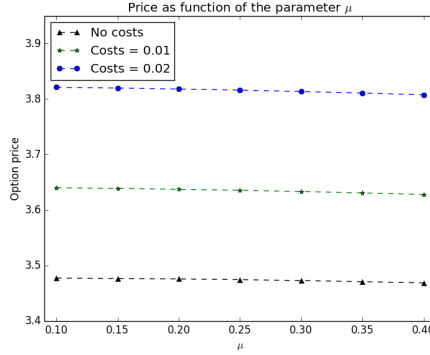


Figure 16: Merton option prices for the writer as function of μ , with different values of transaction costs.

Neuberger (1989), the writer option price is an increasing function of the risk aversion. The Figure 15 confirms their results.

In all the previous computations we always used the drift term μ equal to the risk free interest rate r . This is the same choice of Hodges and Neuberger (1989). They do not explain the reasons for their choice, but follow the common practice used in the standard no-arbitrage theory, based on the fact that the option price has to be independent of the expected return of the underlying asset. It turns out that this fact is still true in this model, as we can see in Fig. 16. This feature of the model has been analyzed in Damgaard (1998) for the diffusion case. This numerical experiment confirms that the option prices are not very sensitive to the change of the drift μ .

5 Conclusions

We presented a model for pricing options in presence of proportional transaction costs. This is an extension of the model first introduced by Hodges and Neuberger (1989) and then formalized by Davis et al. (1993). The main difference between this work and the former works in the literature is that we considered

a stock dynamics that follows a general exponential Lévy process. The presence of jumps in the stock dynamics can be the cause of a possible portfolio bankruptcy. In this model we consider the theoretical possibility of default. It is possible to compute option prices for investors with different risk profiles and different personal wealths. For instance, a small company usually have a thin solvency region, and its set of trading strategies is smaller than the set of a big company. The option price can change depending on the initial wealth of the investor. An intuitive explanation may help: if a company with a high default probability (corresponding to a thin solvency region) wants to sell an option, it has to sell it at a smaller price than the same option sold by a company with smaller default probability. The difference in the prices is a risk premium, which is necessary in order to provide a reward for the buyer who is taking a higher risk buying from the company with higher probability of default.

In the present paper, we don't consider the case of bankruptcy in the numerical computations. The general Eq. (22) is a complicate equation with three state variables and a time variable, so we opted to consider only investors "too big to fail". Thanks to this assumption together with the choice of the exponential utility, it is possible to reduce the number of variables of the problem, obtaining the simpler HJB Eq. (37). The optimization problem has been solved by using the Markov chain approximation method. The same approach has been used frequently in the literature in the case of diffusion processes by Davis et al. (1993), Davis and Panas (1994), Clewlow and Hodges (1997), Damgaard (1998) and Monoyios (2003). We presented results the particular cases of diffusion process, Merton jump-diffusion and Variance Gamma process, although any Lévy process satisfying the conditions (3) can be used. The transition probabilities for the Markov chain approximation, obtained by the explicit finite difference discretization of the infinitesimal generator of the process, can be obtained directly only for processes of jump-diffusion type with finite activity of jump. The Brownian motion and the Merton process can be discretized directly, while the VG process needs to be approximated to remove the infinite activity jump component. We found that the proposed algorithm works well for the Brownian and Merton processes, but has a low performance for the VG process, due to the Brownian approximation. In this case the algorithm has a slow convergence to the real price. We argue that for infinite activity processes it is better to obtain the transition probabilities directly from the VG probability distribution (using Eq. 9), instead of going through the infinitesimal generator, such that it is no more necessary to deal with the integral term. This is an interesting suggestion for future developments. Using numerical experiments, we confirm some features of the model already proven for the diffusion case:

1. The writer prices with transaction costs are always greater than the prices computed with zero transaction costs, and the buyer prices are always smaller. The writer/buyer option value is an increasing/decreasing function of the transaction cost parameters.
2. The option price is an increasing function of the risk aversion coefficient.
3. The underlying drift is not a relevant parameter for the computation of the option.

In this work we concentrated on the evaluation of the option price and do not consider the problem of hedging. A future improvement can be to find the free

boundaries that divide the No Transaction region from the Buy and Sell regions. The boundaries say when it is optimal to trade, and are needed in the hedging practice. Another direction for future improvements, is the development a more efficient numerical method to solve the HJB equation (37) and reduce the computational complexity of the proposed algorithm. There are several approaches in the literature to solve variational inequalities, such as the policy iteration method Forsyth and Huang (2012b), or the penalty method Forsyth and Huang (2012a), Wang and Li (2014). We argue that an implicit scheme, or implicit/explicit (IMEX), with the possible help of the Fast-Fourier-Transform to evaluating the integral term, (as in Andersen and Andreasen (2000) for instance) can increase the efficiency of the numerical method.

Acknowledgements

Our sincere thanks go to the Department of Mathematics of ISEG and CEMAPRE, University of Lisbon, <http://cemapre.iseg.ulisboa.pt/>. This research was supported by the European Union in the FP7-PEOPLE-2012-ITN project STRIKE - Novel Methods in Computational Finance (304617), <http://www.itn-strike.eu/>, and by CEMAPRE MULTI/00491, financed by FCT/MEC through Portuguese national funds. We wish also to acknowledge all the members of the STRIKE network.

A Martingale option pricing

Under a risk neutral measure \mathbb{Q} , the dynamics of the stock price is described by the *exponential Lévy model*:

$$S_t = S_0 e^{X_t} = S_0 e^{rt + L_t} \quad (57)$$

where r is the risk free interest rate, and L_t is a Lévy process with Lévy triplet (b, σ, ν) . Under \mathbb{Q} the discounted price is a \mathbb{Q} -martingale:

$$\mathbb{E}^{\mathbb{Q}}[e^{-rt} S_t | S_0] = \mathbb{E}^{\mathbb{Q}}[S_0 e^{L_t} | S_0] = S_0, \quad (58)$$

such that $\mathbb{E}^{\mathbb{Q}}[e^{L_t} | L_0 = 0] = 1$. This is equivalent to the following condition for the parameters:

$$b = -\frac{1}{2}\sigma^2 - \int_{\mathbb{R}} (e^z - 1 - z\mathbb{1}_{\{|z|<1\}}) \nu(dz). \quad (59)$$

Let $C(t, x) \in C^{1,2}([t_0, T] \times \mathbb{R}) \cap C_2([t_0, T] \times \mathbb{R})$ be the value of a European call option. By the *martingale pricing theory* the discounted option price is a martingale. We derive the partial integro-differential equation (PIDE) for the option price:

$$\mathbb{E}^{\mathbb{Q}} \left[d(e^{-rt} C(t, X_t)) \right] = \frac{\partial C(t, x)}{\partial t} + \mathcal{L}^X C(t, x) - rC(t, x) = 0 \quad (60)$$

where \mathcal{L}^X is the infinitesimal generator of X_t . When $X_t = rt + L_t$, with L_t a Brownian motion with triplet $(b, \sigma, 0)$, using the condition (59) the infinitesimal

generator is:

$$\mathcal{L}^{BS}C(t, x) = \left(r - \frac{1}{2}\sigma^2\right) \frac{\partial C(t, x)}{\partial x} + \frac{1}{2}\sigma^2 \frac{\partial^2 C(t, x)}{\partial x^2}, \quad (61)$$

and the Eq. (60) becomes the well known *Black-Scholes PDE*. When we choose L_t as a Merton or VG process, the associated infinitesimal generators are (51) and (56) respectively, and we obtain the *Merton* and *Variance Gamma PIDEs*⁵. The value of the call option is the solution of the PIDE (60) with the usual boundary conditions:

- Payoff: $C(T, x) = \max\{e^x - K, 0\}$.
- Lateral conditions: $C(t, 0) = 0$ and $C(t, x) \stackrel{x \rightarrow \infty}{\sim} e^x - Ke^{-r(T-t)}$.

In Section 4 we use the option prices obtained by solving the PIDE as reference prices. We solve the PIDEs with the above boundary conditions using the Implicit-Explicit method proposed in Cont and Voltchkova (2005). We use the same discretization of the integral term as presented in the Appendix B.2.

B Properties of the Markov chain

We explained in the Section 3.1 that the Markov chain approximation of a continuous time jump-diffusion process has to satisfy two properties. This section makes a summary of the key concepts and refers to Kushner and Dupuis (2001) for detailed definitions and proofs of convergence.

B.1 Transition probabilities

The random components of a jump-diffusion SDE such as (42) and (55) are two independent stochastic processes: a Brownian motion and a compensated Poisson process. The number of jumps is Poisson distributed:

$$\mathbb{P}(N_t = n) = e^{-\lambda t} \frac{(\lambda t)^n}{n!}. \quad (62)$$

For a small Δt , we can compute the first order approximated probabilities:

- $\mathbb{P}(N_{t+\Delta t} - N_t = 0) \stackrel{d}{=} \mathbb{P}(N_{\Delta t} = 0) = e^{-\lambda \Delta t} \approx 1 - \lambda \Delta t$,
- $\mathbb{P}(N_{\Delta t} = 1) = e^{-\lambda \Delta t} (\lambda \Delta t) \approx \lambda \Delta t$,
- $\mathbb{P}(N_{\Delta t} > 0) = 1 - \mathbb{P}(N_{\Delta t} = 0) \approx \lambda \Delta t$.

At first order in Δt , the probability that one jump takes place is the same as the probability of any positive number of jumps. We can discretize the jump-diffusion equations (42) and (55) following the same arguments that led to Eq. (45), and then assume that in a small time step Δt the process jumps exactly once, or does not jump at all. At every time step Δt , there are two possible independent events:

⁵In the generator formulas, using (7) and (59), the parameter μ is replaced by r .

1. *Diffusion*: with transition probability $p^D(x, x + \Delta\Xi)$. The random variable $\Delta\Xi$ takes values in $\{-h_x, 0, h_x\}$.
2. *Jumps*: with transition probability $p^J(x, x + \Delta\tilde{J})$. The random variable $\Delta\tilde{J}$ takes values in Σ_x (or Σ_x^ϵ).

The total transition probability for the process X_n is

$$p(x, z) = \mathbb{P}(X_{n+1} = z | X_n = x).$$

We can compute it by conditioning on the values of the Poisson process:

$$\begin{aligned} p(x, z) &= p^D(x, z) \mathbb{P}(N_{\Delta t} = 0) + p^J(x, z) \mathbb{P}(N_{\Delta t} = 1) \\ &= (1 - \lambda\Delta t) p^D(x, z) + (\lambda\Delta t) p^J(x, z). \end{aligned} \quad (63)$$

The first property of the Markov chain approximation for a jump-diffusion process is that the one step transition probability, at first order in Δt , can be represented as a convex combination of the diffusion and jump transition probabilities, as in (63). From the last formula we can derive the first stability constraint $\Delta t \leq \frac{1}{\lambda}$ for the time step.

B.2 Infinitesimal generator discretization and local consistency

The second property says that the first two moments of the Markov chain increments ΔX_n in a time step Δt , are the same of the corresponding increments ΔX_t of the continuous time process (at first order in Δt).

In order to check that the Markov chain X_n in (45) satisfies this property, together with the first property, it is necessary to find the explicit form of the transition probabilities. This can be achieved by discretizing the infinitesimal generator of the process X_t in (41), that corresponds to the first term inside the “max” in the HJB equation (37). If the process has infinite activity, a further approximation is necessary to transform it in a jump-diffusion process as described in Section 3.1. The SDEs we are considering have the form (42) or (43), and the associated infinitesimal generators have the jump-diffusion form (51) and (56). In the following computation we consider the case of the Merton process, but an analogous computation can be done for the VG process (note that the difference between (51) and (56) is only the truncation in the integral) and for any other Lévy process.

We use an explicit finite difference scheme, and adopt the common short notation $Q(t_n, y_j, x_i) = Q_i^n$. We drop the variable y because we are interested in the uncontrolled log-price dynamics and the value of y is kept constant. The derivatives are discretized by the finite differences:

- Backward approximation in time: $\frac{\partial Q}{\partial t} \approx \frac{Q_i^{n+1} - Q_i^n}{\Delta t}$.
- Central approximation in space⁶: $\frac{\partial Q}{\partial x} \approx \frac{Q_{i+1}^{n+1} - Q_{i-1}^{n+1}}{2h_x}$.
- Second order in space: $\frac{\partial^2 Q}{\partial x^2} \approx \frac{Q_{i+1}^{n+1} + Q_{i-1}^{n+1} - 2Q_i^{n+1}}{h_x^2}$.

⁶The central approximation can be used only if: $\sigma^2 > h_x(\mu - 0.5\sigma^2 - m)$, in order to preserve the positivity of the transition probabilities.

The integral term in (51) is truncated and restricted to the domain $[-B_1, B_2] = [(-K_1 - 1/2)h_x, (K_2 + 1/2)h_x]$ ⁷. The discretization is obtained by trapezoidal quadrature (see Cont and Tankov (2003)):

$$\int_{-B_1}^{B_2} Q(t_{n+1}, y_j, x_i + z) \nu(dz) \approx \sum_{k=-K_1}^{K_2} \nu_k Q_{i+k}^{n+1} \quad (64)$$

where

$$\nu_k = \int_{(k-\frac{1}{2})h_x}^{(k+\frac{1}{2})h_x} \nu(z) dz, \quad \text{for } -K_1 \leq k \leq K_2. \quad (65)$$

We can define $\hat{\lambda} = \sum_{k=-K_1}^{K_2} \nu_k$. For large values of B_1 and B_2 , the parameter $\hat{\lambda}$ is a good approximation for λ , since

$$\lambda = \lim_{B_1, B_2 \rightarrow \infty} \hat{\lambda} = \lim_{B_1, B_2 \rightarrow \infty} \int_{-B_1}^{B_2} \nu(dz).$$

The jump transition probabilities can be defined as:

$$p^J(x_i, x_{i+k}) = \frac{\nu_k}{\hat{\lambda}}. \quad (66)$$

The discretized equation becomes:

$$\begin{aligned} & \frac{Q_i^{n+1} - Q_i^n}{\Delta t} + \left(\mu - \frac{1}{2}\sigma^2 - m\right) \frac{Q_{i+1}^{n+1} - Q_{i-1}^{n+1}}{2h_x} \\ & + \frac{1}{2}\sigma^2 \frac{Q_{i+1}^{n+1} + Q_{i-1}^{n+1} - 2Q_i^{n+1}}{h_x^2} + \sum_{k=-K_1}^{K_2} \nu_k Q_{i+k}^{n+1} - \hat{\lambda} Q_i^n = 0. \end{aligned} \quad (67)$$

Rearranging the terms:

$$\begin{aligned} (1 + \hat{\lambda}\Delta t) Q_i^n &= Q_i^{n+1} \left(1 - \sigma^2 \frac{\Delta t}{h_x^2}\right) \\ &+ Q_{i+1}^{n+1} \left(\left(\mu - \frac{1}{2}\sigma^2 - m\right) \frac{\Delta t}{2h_x} + \frac{1}{2}\sigma^2 \frac{\Delta t}{h_x^2}\right) \\ &+ Q_{i-1}^{n+1} \left(-\left(\mu - \frac{1}{2}\sigma^2 - m\right) \frac{\Delta t}{2h_x} + \frac{1}{2}\sigma^2 \frac{\Delta t}{h_x^2}\right) \\ &+ (\hat{\lambda}\Delta t) \sum_{k=-K_1}^{K_2} p^J(x_i, x_{i+k}) Q_{i+k}^{n+1}. \end{aligned}$$

The diffusion transition probabilities $p^D(x_i, x_{i+k})$ are the coefficients of the terms Q_{i-1}^{n+1} , Q_i^{n+1} , Q_{i+1}^{n+1} for $k \in \{-1, 0, 1\}$, and are identically equal to zero for other values of k . We obtain another stability constraint for the time step size: $\Delta t \leq \frac{h_x^2}{\sigma^2}$. If we bring the term $(1 + \hat{\lambda}\Delta t)$ on the right hand side and use

⁷If the integral has a truncation parameter as in (56), we choose $\epsilon = 1.5h_x$ and the restricted domain becomes $[-B_1, -\epsilon] \cup [\epsilon, B_2] = [(-K_1 - 1/2)h_x, -3/2h_x] \cup [3/2h_x, (K_2 + 1/2)h_x]$.

the first order Taylor approximation $(1 + \hat{\lambda}\Delta t)^{-1} \approx 1 - \hat{\lambda}\Delta t$, we obtain:

$$\begin{aligned} Q_i^n &= \sum_{k=-K_1}^{K_2} p(x_i, x_{i+k}) Q_{i+k}^{n+1} \\ &= (1 - \hat{\lambda}\Delta t) \sum_{k=-1}^1 p^D(x_i, x_{i+k}) Q_{i+k}^{n+1} + (\hat{\lambda}\Delta t) \sum_{k=-K_1}^{K_2} p^J(x_i, x_{i+k}) Q_{i+k}^{n+1}, \end{aligned} \quad (68)$$

where $p(x_i, x_{i+k}) = (1 - \hat{\lambda}\Delta t)p^D(x_i, x_{i+k}) + (\hat{\lambda}\Delta t)p^J(x_i, x_{i+k})$ is the total transition probability. It is straightforward to check that the terms sum to one. The transition probabilities are written in the form (63), so this Markov chain approximation satisfies the first property condition.

Lets check that also the *local consistency* conditions (47) are satisfied:

$$\begin{aligned} \mathbb{E}[\Delta X_n] &= (1 - \hat{\lambda}\Delta t) \sum_{k=-1}^1 p^D(x_i, x_{i+k}) kh_x + (\hat{\lambda}\Delta t) \sum_{k=-K_1}^{K_2} p^J(x_i, x_{i+k}) kh_x \\ &= (1 - \hat{\lambda}\Delta t) \left(\mu - \frac{1}{2}\sigma^2 - m \right) \Delta t + (\hat{\lambda}\Delta t) \hat{\alpha} \\ &\approx \left(\mu - \frac{1}{2}\sigma^2 - m + \hat{\lambda}\hat{\alpha} \right) \Delta t, \end{aligned}$$

where we considered only the terms at first order in Δt . The second moment is:

$$\begin{aligned} \mathbb{E}[\Delta X_n]^2 &= (1 - \hat{\lambda}\Delta t) \sum_{k=-1}^1 p^D(x_i, x_{i+k}) (kh_x)^2 \\ &\quad + (\hat{\lambda}\Delta t) \sum_{k=-K_1}^{K_2} p^J(x_i, x_{i+k}) (kh_x)^2 \\ &= (1 - \hat{\lambda}\Delta t) \sigma^2 \Delta t + (\hat{\lambda}\Delta t) (\hat{\xi}^2 + \hat{\alpha}^2) \\ &\approx (\sigma^2 + \hat{\lambda}\hat{\xi}^2 + \hat{\lambda}\hat{\alpha}^2) \Delta t. \end{aligned}$$

at first order in Δt . The sums involving the jump probabilities converge to the expected value and standard deviation of the jump size $\sim \mathcal{N}(\alpha, \xi^2)$, when $h_x \rightarrow 0$ and $K_1, K_2 \rightarrow \infty$. We have $\hat{\lambda} \rightarrow \lambda$, $\hat{\alpha} \rightarrow \alpha$ and $\hat{\xi} \rightarrow \xi$. The local consistency properties are satisfied.

References

- Andersen, L. and Andreasen, J. (2000). Jump-diffusion processes: Volatility smile fitting and numerical methods for pricing. *Rev. Derivatives Research*, 4:231 – 262.
- Applebaum, D. (2009). *Lévy Processes and Stochastic Calculus*. Cambridge University Press; 2nd edition.
- Barles, G. and Soner, H. M. (1998). Option pricing with transaction costs and a nonlinear Black-Scholes equation. *Finance and Stochastics*, 2(4):369–397.

- Barles, G. and Souganidis, P. (1991). Convergence of approximation schemes for fully nonlinear second order equations. *J. Asymptotic Analysis*, 4:271–283.
- Black, F. and Scholes, M. (1973). The pricing of options and corporate liabilities. *The Journal of Political Economy*, 81(3):637–654.
- Boyle, P. and Vorst, T. (1992). Option replication in discrete time with transaction costs. *The Journal of Finance*, 47(1):271–293.
- Carmona, R. (2009). *Indifference Pricing*. Princeton University Press.
- Clewell, L. and Hodges, S. (1997). Optimal delta hedging under transaction costs. *Journal of Economic Dynamics and Control*, 21:1353–1376.
- Cont, R. (2001). Empirical properties of asset returns: stylized facts and statistical issues. *Quantitative Finance*, 1(2):223–236.
- Cont, R. and Tankov, P. (2003). *Financial Modelling with Jump Processes*. Chapman and Hall/CRC; 1 edition.
- Cont, R. and Voltchkova, E. (2005). A finite difference scheme for option pricing in jump diffusion and exponential Lévy models. *SIAM Journal of numerical analysis*, 43(4):1596–1626.
- Cox, J., Ross, S., and Rubinstein, M. (1979). Option pricing: A simplified approach. *Journal of financial economics*, 7:229–263.
- Damgaard, A. (1998). *Optimal Portfolio Choice and Utility Based Option Pricing in Markets with Transaction Costs*. PhD thesis, School of Business and Economics, Odense University.
- Davis, M. H. A. and Panas, V. G. (1994). The writing price of a European contingent claim under proportional transaction costs. *Computational and Applied Mathematics*, 13(2):0101–8205.
- Davis, M. H. A., Panas, V. G., and Zariphopoulou, T. (1993). European option pricing with transaction costs. *SIAM J. Control Optim.*, 31(2):470–493.
- Fleming, W. H. and Soner, M. H. (2005). *Controlled Markov Processes and Viscosity Solutions*. Springer; 2nd edition.
- Florescu, I., Mariani, M. C., and Sengupta, I. (2014). Option pricing with transaction costs and stochastic volatility. *Electronic Journal of Differential Equations*, 2014(165):1–19.
- Forsyth, P. and Huang, Y. (2012a). Analysis of a penalty method for pricing a guaranteed minimum withdrawal benefit (gmwb). *IMA, Journal of Numerical Analysis*, 32:320–351.
- Forsyth, P. and Huang, Y. (2012b). Iterative methods for solution of the singular control formulation of a gmwb pricing problem. *Numerische Mathematik*, 122:133–167.
- Grinold, R. C. and Kahn, R. N. (1999). *Active Portfolio Management*. McGraw-Hill Education; 2 edition.

- Hodges, S. D. and Neuberger, A. (1989). Optimal replication of contingent claims under transaction costs. *The Review of Future Markets*, 8(2):222–239.
- Kushner, H. and Dupuis, P. G. (2001). *Numerical Methods for Stochastic Control Problems in Continuous Time*. Springer; 2nd ed.
- Kushner, H. J. and Martins, F. L. (1991). Numerical methods for stochastic singular control problems. *SIAM Journal of Control and Optimization*, 29(6):1443–1475.
- Leland, H. (1985). Option pricing and replication with transaction costs. *The Journal of Finance*, 40(5):1283–1301.
- Madan, D., Carr, P., and Chang, E. (1998). The Variance Gamma process and option pricing. *European Finance Review*, 2:79–105.
- Madan, D. and Seneta, E. (1990). The Variance Gamma (V.G.) model for share market returns. *The journal of Business*, 63(4):511–524.
- Merton, R. (1976). Option pricing when underlying stock returns are discontinuous. *Journal of Financial Economics*, 3:125–144.
- Mocioalca, O. (2007). Jump diffusion options with transaction costs. *Revue Roumaine de Mathématiques Pures et Appliquées*, 52(3):349–366.
- Monoyios, M. (2003). Efficient option pricing with transaction costs. *Journal of Computational Finance*, 7:107–128.
- Monoyios, M. (2004). Option pricing with transaction costs using a Markov chain approximation. *Journal of Economic Dynamics and Control*, 28:889–913.
- Øksendal, B. and Sulem, A. (2007). *Applied Stochastic Control of Jump Diffusions*. Springer; 2nd edition.
- Sato, K. I. (1999). *Lévy processes and infinitely divisible distributions*. Cambridge University Press.
- Sengupta, I. (2014). Option pricing with transaction costs and stochastic interest rate. *Applied Mathematical Finance*, 21(5):399–416.
- Wang, S. and Li, W. (2014). A numerical method for pricing european options with proportional transaction costs. *Journal of Global Optimization*, 60(1):59–78.
- Whalley, A. E. and Wilmott, P. (1997). An asymptotic analysis of an optimal hedging model for option pricing with transaction costs. *Mathematical Finance*, 7(3):307–324.