

Variational Bayes In Private Settings (VIPS)

Mijung Park

QUVA lab, Informatics Institute, University of Amsterdam.

MIJUNGI.P@GMAIL.COM

James Foulds

*California Institute for Telecommunications and Information Technology
University of California, San Diego.*

JFOULDS@UCSD.EDU

Kamalika Chaudhuri

Department of Computer Science, University of California, San Diego.

KAMALIKA@CS.UCSD.EDU

Max Welling

QUVA lab, Informatics Institute, University of Amsterdam.

M.WELLING@UVA.NL

Abstract

Bayesian methods are frequently used for analysing privacy-sensitive datasets, including medical records, emails, and educational data, and there is a growing need for practical Bayesian inference algorithms that protect the privacy of individuals' data. To this end, we provide a general framework for privacy-preserving variational Bayes (VB) for a large class of probabilistic models, called the *conjugate exponential* (CE) family. Our primary observation is that when models are in the CE family, we can privatise the variational posterior distributions simply by perturbing the expected sufficient statistics of the complete-data likelihood. For widely used non-CE models with binomial likelihoods (e.g., logistic regression), we exploit the Pólya-Gamma data augmentation scheme to bring such models into the CE family, such that inferences in the modified model resemble the original (private) variational Bayes algorithm as closely as possible. The iterative nature of variational Bayes presents a further challenge for privacy preservation, as each iteration increases the amount of noise needed. We overcome this challenge by combining: (1) a relaxed notion of differential privacy, called *concentrated differential privacy*, which provides a tight bound on the privacy cost of multiple VB iterations and thus significantly decreases the amount of additive noise; and (2) the privacy amplification effect of subsampling mini-batches from large-scale data in stochastic learning. We empirically demonstrate the effectiveness of our method in CE and non-CE models including latent Dirichlet allocation (LDA), Bayesian logistic regression, and Sigmoid Belief Networks (SBNs), evaluated on real-world datasets.

Keywords: Variational Bayes, differential privacy, concentrated differential privacy, conjugate exponential family, Pólya-Gamma data augmentation, latent Dirichlet allocation, Bayesian logistic regression, Sigmoid belief networks.

1. Introduction

Bayesian inference, which reasons over the uncertainty in model parameters and latent variables given data and prior knowledge, has found widespread use in data science application domains in which privacy is essential, including text analysis (Blei et al., 2003), medical informatics (Husmeier et al., 2006), and MOOCS (Piech et al., 2013). In these applications, the goals of the analysis must be carefully balanced against the privacy concerns of

the individuals whose data are being studied (Daries et al., 2014). The recently proposed *differential privacy* (DP) formalism provides a means for analyzing and controlling this trade-off, by quantifying the privacy “cost” of data-driven algorithms (Dwork and Roth, 2014). In this work, we address the challenge of performing Bayesian inference in private settings, by developing an extension of the widely used *Variational Bayes* (VB) algorithm that preserves differential privacy.

Variational Bayes is an optimization-based approach to learning and inference originating from the *Expectation Maximisation* (EM) algorithm, which aims to obtain maximum likelihood and MAP estimates of model parameters under models with latent variables (Dempster et al., 1977). Since directly optimising the log likelihood of observations under such models is intractable, EM introduces a probability distribution over the latent variables, which gives rise to a lower bound on the log likelihood. To estimate the parameters, EM iteratively alternates between optimising the lower bound, and improving it. In many modern statistical machine learning applications, multiple latent variables are used with complex dependency structures between them, which frequently results in intractable posterior distributions. For such cases, *variational EM* (VEM) introduces a particular tractable form for the posterior distributions, e.g., factorised over the latent variables, and optimises the lower bound as a function of those constrained distributions. A fully Bayesian extension of the variational EM algorithm is called *variational Bayesian EM* (VBEM) (Beal, 2003), in which latent variables as well as model parameters are treated as random variables and their posteriors are learned by optimising the lower bound. We refer to the VEM and VBEM methods collectively as variational Bayes.

While the variational Bayes algorithm proves its usefulness by successfully solving many statistical problems, the standard form of the variational Bayes algorithm unfortunately cannot guarantee every individual’s privacy in the dataset. When developing a differentially private algorithm, iterative algorithms like variational Bayes pose a further challenge: the number of iterations required to guarantee accurate estimates causes high cumulative privacy loss. To compensate for the loss, one needs to add a significantly high level of noise to the quantity of interest. We overcome these challenges using the following key innovations:

- **Perturbation of the expected sufficient statistics:** Our first observation is that when models are in the *conjugate exponential* (CE) family, we can privatise variational posterior distributions simply by perturbing the expected sufficient statistics of the complete-data likelihood. This allows us to make effective use of the *per iteration privacy budget* in each step of the algorithm.
- **Refined composition analysis:** In order to use the privacy budget more effectively *across many iterations*, we calculate the cumulative privacy cost by using an improved composition analysis, leveraging a relaxed notion of differential privacy, called *concentrated differential privacy* (CDP) (Dwork and Rothblum, 2016). Specifically, a variant of CDP, called zCDP (Bun and Steinke, 2016), bounds the moments of the privacy loss random variable. The moments bound yields a tighter tail bound, and consequently, for a given total privacy budget, allows for a higher per-iteration budget than standard methods, after converting the zCDP privacy budget parameters back to corresponding DP parameters.

- **Privacy amplification effect from subsampling of large-scale data:** In the big data setting, processing the entire data set in each iteration is extremely expensive, or even impossible in some cases. Stochastic learning algorithms provide a scalable alternative, by performing parameter updates based on subsampled mini-batches of data. This subsampling procedure, in fact, has a further benefit of *amplifying privacy*. Our results show that *subsampling works synergistically in concert with ϵ CDP composition* to make effective use of an overall privacy budget. While there are several prior works on differentially private algorithms in stochastic learning (e.g. (Bassily et al., 2014; Wang et al., 2015; Wu et al., 2016)), the use of privacy amplification due to subsampling, in combination with CDP composition, has not been used in the the context of variational Bayes before.
- **Data augmentation for the non-CE family models:** For widely used non-CE models with binomial likelihoods such as logistic regression, we exploit the *Pólya-Gamma* data augmentation scheme (Polson et al., 2013) to bring such models into the CE family, such that inferences in the modified model resemble our private variational Bayes algorithm as closely as possible. Unlike recent work which involves perturbing and clipping gradients for privacy (Jälkö et al., 2016), our method uses an improved composition method, and also maintains the closed-form updates for the variational posteriors and the posterior over hyper-parameters, and results in an algorithm which is more faithful to the standard CE variational Bayes method. Several papers have used the Pólya-Gamma data augmentation method in order to perform Bayesian inference, either exactly via Gibbs sampling (Polson et al., 2013), or approximately via variational Bayes (Gan et al., 2015). However, this augmentation technique has not previously been used in the context of differential privacy.

Taken together, these innovations result in an algorithm for privacy-preserving variational Bayesian inference that is both practical and very broadly applicable. Our private VB algorithm makes effective use of the privacy budget, both per iteration and across multiple iterations, and with further improvements in the stochastic variational inference setting. Our algorithm is also extremely general, and applies to the broad class of CE family models, as well as non-CE models with binomial likelihoods.

We organise the remainder of this paper as follows. First, we review relevant background information on differential privacy, privacy-preserving Bayesian inference, and variational Bayes in Sec. 2. We then introduce our novel general framework of private variational Bayes in Sec. 3 and illustrate how to apply that general framework to the latent Dirichlet allocation model in Sec. 4. In Sec. 5, we introduce the Pólya-Gamma data augmentation scheme for non-CE family models, and we then illustrate how to apply our private variational Bayes algorithm to Bayesian logistic regression (Sec. 6) and Sigmoid belief networks (Sec. 7). Lastly, we summarise our paper and provide future directions in Sec. 8.

2. Background

In this section, we provide background information on the definitions of algorithmic privacy that we use, related work on privacy-preserving Bayesian inference, as well as the general formulation of the variational inference algorithm.

2.1 Differential privacy and concentrated differential privacy.

Differential privacy (DP) is a formal definition of the privacy properties of data analysis algorithms (Dwork and Roth, 2014). A randomized algorithm $\mathcal{M}(\mathbf{X})$ is said to be (ϵ, δ) -differentially private if

$$Pr(\mathcal{M}(\mathbf{X}) \in \mathcal{S}) \leq \exp(\epsilon) Pr(\mathcal{M}(\mathbf{X}') \in \mathcal{S}) + \delta \quad (1)$$

for all measurable subsets \mathcal{S} of the range of \mathcal{M} and for all datasets \mathbf{X}, \mathbf{X}' differing by a single entry. If $\delta = 0$, the algorithm is said to be ϵ -differentially private. Intuitively, the definition states that the output probabilities must not change very much when a single individual's data is modified, thereby limiting the amount of information that the algorithm reveals about any one individual.

Concentrated differential privacy (CDP) is a recently proposed relaxation of differential privacy which aims to make privacy-preserving iterative algorithms more practical than for DP while still providing strong privacy guarantees. The CDP framework treats the *privacy loss* of an outcome,

$$L_{(\mathcal{M}(\mathbf{X})||\mathcal{M}(\mathbf{X}'))}^{(o)} = \log \frac{Pr(\mathcal{M}(\mathbf{X}) = o)}{Pr(\mathcal{M}(\mathbf{X}') = o)} \quad (2)$$

as a random variable. There are two variants of CDP. First, in (μ, τ) -mCDP (Dwork and Rothblum, 2016), $L^{(o)}$ subtracted by its mean μ is subgaussian with standard deviation τ : $E[e^{\lambda(L^{(o)} - \mu)}] \leq e^{\lambda^2 \tau^2 / 2}, \forall \lambda \in \mathbb{R}$. Second, in τ -zCDP (Bun and Steinke, 2016), which arises from a connection between the moment generating function of $L^{(o)}$ and the Rényi divergence between the distributions of $\mathcal{M}(\mathbf{X})$ and that of $\mathcal{M}(\mathbf{X}')$, we require: $e^{(\alpha-1)D_\alpha} = E[e^{(\alpha-1)L^{(o)}}] \leq e^{(\alpha-1)\alpha\tau}, \forall \alpha \in (1, \infty)$, where the α -Rényi divergence is denoted by $D_\alpha = D_\alpha(Pr(\mathcal{M}(\mathbf{X}))||Pr(\mathcal{M}(\mathbf{X}')))$. Observe that in this case $L^{(o)}$ is also subgaussian but zero-mean.

In this work, we will use zCDP rather than mCDP, since many DP and approximate DP mechanisms can be characterised in terms of zCDP, but not in terms of mCDP without a large loss in privacy parameters. This correspondence will allow us to use zCDP as a tool for analyzing *composition under the standard (ϵ, δ) -DP privacy definition*, for a fair comparison between CDP and DP analyses.¹

In zCDP, composition is straightforward since the Rényi divergence between two product distributions is simply the sum of the Rényi divergences of the marginals. The growth in the Rényi divergence corresponds to the growth in the moment generating function of $L^{(o)}$ over iterations. Using the bound on the moment generating function, zCDP achieves a tighter tail bound than standard composition methods, yielding a higher per-iteration privacy budget than standard methods for a given total budget.

2.2 Privacy-preserving Bayesian inference

Privacy-preserving Bayesian inference is a new research area which is currently receiving a lot of attention. The authors in (Dimitrakakis et al., 2014) showed that Bayesian posterior sampling is automatically differentially private, under a mild sensitivity condition on the log likelihood. This result was independently discovered by the authors in (Wang et al.,

1. See Sec. 4 in (Bun and Steinke, 2016) for a detailed explanation.

2015), who also showed that the stochastic gradient Langevin dynamics (SGLD) Bayesian inference algorithm (Welling and Teh, 2011) automatically satisfies approximate differential privacy, due to the use of Gaussian noise in the updates.

As an alternative to obtaining privacy “for free” from posterior sampling, the authors in (Foulds et al., 2016) studied a Laplace mechanism approach for exponential family models, and proved that it is asymptotically efficient, unlike the former approach. Independently of this work, the authors in (Zhang et al., 2016) proposed an equivalent Laplace mechanism method for private Bayesian inference in the special case of beta-Bernoulli systems, including graphical models constructed based on these systems. The authors (Foulds et al., 2016) further analyzed privacy-preserving MCMC algorithms, via both exponential and Laplace mechanism approaches.

In terms of approximate Bayesian inference, the authors in (Jälkö et al., 2016) recently considered privacy-preserving variational Bayes via perturbing and clipping the gradients of the variational lower bound. Unlike this work, our approach using the data augmentation scheme (see Sec. 5) and moment perturbation yields closed-form posterior updates that are closer to the spirit of the original variational Bayes method, for both CE and non-CE models, as well as an improved composition analysis using zCDP.

In recent work, the authors in (Barthe et al., 2016) designed a *probabilistic programming* language for designing privacy-preserving Bayesian machine learning algorithms, with privacy achieved via input or output perturbation, using standard mechanisms.

2.3 Variational Bayes

Consider a generative model that produces a dataset $\mathcal{D} = \{\mathcal{D}_n\}_{n=1}^N$ consisting of N independent identically distributed (*iid*) items (\mathcal{D}_n is an n th input/output pair $\{\mathbf{x}_n, y_n\}$ for supervised learning, and \mathcal{D}_n is an n th vector output \mathbf{y}_n for unsupervised learning), generated using a set of latent variables $\mathbf{l} = \{\mathbf{l}_n\}_{n=1}^N$. The generative model provides $p(\mathcal{D}_n|\mathbf{l}_n, \mathbf{m})$, where \mathbf{m} are the model parameters. We also consider the prior distribution over the model parameters $p(\mathbf{m})$ and the prior distribution over the latent variables $p(\mathbf{l})$. For models where exact posterior inference is intractable, variational Bayes (VB) provides tractable forms of approximate posterior distributions over the model parameters and the latent variables. We describe the general framework of VB in the following.

VB for CE models VB simplifies to a two-step procedure when the model falls into the conjugate-exponential (CE) class of models, which satisfy two conditions (Beal, 2003):

- (1) The complete-data likelihood is in the exponential family :

$$p(\mathcal{D}_n, \mathbf{l}_n|\mathbf{m}) = g(\mathbf{m})f(\mathcal{D}_n, \mathbf{l}_n) \exp(\mathbf{n}(\mathbf{m})^\top \mathbf{s}(\mathcal{D}_n, \mathbf{l}_n)), \quad (3)$$

- (2) The prior over \mathbf{m} is conjugate to the complete-data likelihood :

$$p(\mathbf{m}|\tau, \boldsymbol{\nu}) = h(\tau, \boldsymbol{\nu})g(\mathbf{m})^\tau \exp(\boldsymbol{\nu}^\top \mathbf{n}(\mathbf{m})). \quad (4)$$

where natural parameters and sufficient statistics of the complete-data likelihood are denoted by $\mathbf{n}(\mathbf{m})$ and $\mathbf{s}(\mathcal{D}_n, \mathbf{l}_n)$, respectively. The hyperparameters are denoted by τ (a scalar) and $\boldsymbol{\nu}$ (a vector).

A large class of models fall in the CE family. Examples include linear dynamical systems and switching models; Gaussian mixtures; factor analysis and probabilistic PCA; hidden

Markov models (HMM) and factorial HMMs; and discrete-variable belief networks. The models that are widely used but not in the CE family include: Markov random fields (MRFs) and Boltzmann machines; logistic regression; sigmoid belief networks; and independent component analysis (ICA). We illustrate how best to bring such models into the CE family in a later section.

The VB algorithm for a CE family model optimises the model log marginal likelihood given by

$$\mathcal{L}(q(\mathbf{l}), q(\mathbf{m})) = \int d\mathbf{m} d\mathbf{l} q(\mathbf{l})q(\mathbf{m}) \log \frac{p(\mathbf{l}, \mathcal{D}, \mathbf{m})}{q(\mathbf{l})q(\mathbf{m})}, \quad (5)$$

where we assume that the joint approximate posterior distribution over the latent variables and model parameters $q(\mathbf{l}, \mathbf{m})$ is factorised as

$$q(\mathbf{l}, \mathbf{m}) = q(\mathbf{l})q(\mathbf{m}) = q(\mathbf{m}) \prod_{n=1}^N q(\mathbf{l}_n), \quad (6)$$

and that each of the variational distributions also has the form of an exponential family distribution. Computing the derivatives of the variational lower bound in Eq. 5 with respect to each of these variational distributions and setting them to zero yield the following two-step procedure.

- (1) First, given expected natural parameters $\bar{\mathbf{n}}$, the E-step computes :

$$q(\mathbf{l}) = \prod_{n=1}^N q(\mathbf{l}_n) \propto \prod_{n=1}^N f(\mathcal{D}_n, \mathbf{l}_n) \exp(\bar{\mathbf{n}}^\top \mathbf{s}(\mathcal{D}_n, \mathbf{l}_n)) = \prod_{n=1}^N p(\mathbf{l}_n | \mathcal{D}_n, \bar{\mathbf{n}}). \quad (7)$$

Using $q(\mathbf{l})$, it outputs expected sufficient statistics: $\bar{\mathbf{s}}(\mathcal{D}) = \frac{1}{N} \sum_{n=1}^N \langle \mathbf{s}(\mathcal{D}_n, \mathbf{l}_n) \rangle_{q(\mathbf{l}_n)}$.

- (2) Second, given expected sufficient statistics $\bar{\mathbf{s}}(\mathcal{D})$, the M-step computes :

$$q(\mathbf{m}) = h(\tilde{\tau}, \tilde{\nu}) g(\mathbf{m})^{\tilde{\tau}} \exp(\tilde{\nu}^\top \mathbf{n}(\mathbf{m})), \text{ where } \tilde{\tau} = \tau + N, \tilde{\nu} = \nu + N\bar{\mathbf{s}}(\mathcal{D}). \quad (8)$$

Using $q(\mathbf{m})$, it outputs expected natural parameters $\bar{\mathbf{n}} = \langle \mathbf{n}(\mathbf{m}) \rangle_{q(\mathbf{m})}$.

Stochastic VB for CE models The VB update introduced in Eq. 7 is inefficient for large data sets because we should optimise the variational posterior over the latent variables corresponding to each data point before re-estimating the variational posterior over the parameters. For more efficient learning, we adopt stochastic variational inference, which uses stochastic optimisation to fit the variational distribution over the parameters. We repeatedly subsample the data to form noisy estimates of the natural gradient of the variational lower bound, and we follow these estimates with a decreasing step-size ρ_t , as in (Hoffman et al., 2013).² The stochastic variational Bayes algorithm is summarised in Algorithm 1.

2. When optimising over a probability distribution, the Euclidean distance between two parameter vectors is often a poor measure of the dissimilarity of the distributions. The natural gradient of a function accounts for the information geometry of its parameter space, using a Riemannian metric to adjust the direction of the traditional gradient, which results in a faster convergence than the traditional gradient (Hoffman et al., 2013).

Algorithm 1 (Stochastic) Variational Bayes for CE family distributions

Input: Data \mathcal{D} . Define $\rho_t = (\tau_0 + t)^{-\kappa}$ and mini-batch size S .

Output: Expected natural parameters $\bar{\mathbf{n}}$ and expected sufficient statistics $\bar{\mathbf{s}}$.

for $t = 1, \dots, J$ **do**

(1) *E-step*: Given the expected natural parameters $\bar{\mathbf{n}}$, compute $q(\mathbf{l}_n)$ for $n = 1, \dots, S$.

Output the expected sufficient statistics $\bar{\mathbf{s}} = \frac{1}{S} \sum_{n=1}^S \langle \mathbf{s}(\mathcal{D}_n, \mathbf{l}_n) \rangle_{q(\mathbf{l}_n)}$.

(2) *M-step*: Given $\bar{\mathbf{s}}$, compute $q(\mathbf{m})$ by $\tilde{\boldsymbol{\nu}}^{(t)} = \boldsymbol{\nu} + N\bar{\mathbf{s}}$. Set $\tilde{\boldsymbol{\nu}}^{(t)} \leftarrow (1 - \rho_t)\tilde{\boldsymbol{\nu}}^{(t-1)} + \rho_t\tilde{\boldsymbol{\nu}}^{(t)}$.

Output the expected natural parameters $\bar{\mathbf{n}} = \langle \mathbf{m} \rangle_{q(\mathbf{m})}$.

end for

3. Variational Bayes in private settings (VIPS) for CE family

When developing a privacy preserving algorithm, one needs to decide where to add noise and how much noise to add. In the following, we answer these questions one by one.

3.1 Where to add noise?

While the VB algorithm is being run, the places where the algorithm needs to look at the data are (1) when computing the variational posterior over the latent variables $q(\mathbf{l})$; and (2) when computing the expected sufficient statistics $\bar{\mathbf{s}}(\mathcal{D})$ given $q(\mathbf{l})$ in the E-step. In our proposed approach, we compute $q(\mathbf{l})$ behind the privacy wall, and compute the expected sufficient statistics using $q(\mathbf{l})$, as shown in Fig. 1. Before outputting the expected sufficient statistics, we noise up each coordinate of the expected sufficient statistics to compensate the maximum difference in $\langle \mathbf{s}_l(\mathcal{D}_j, \mathbf{l}_j) \rangle_{q(\mathbf{l}_j)}$ caused by both \mathcal{D}_j and $q(\mathbf{l}_j)$. The noised-up expected sufficient statistics then dictate the expected natural parameters in the M-step. Hence we do not need an additional step to add noise to $q(\mathbf{m})$.

The reason we neither perturb nor output $q(\mathbf{l})$ for training data is because we do not need $q(\mathbf{l})$ itself most of the time. For instance, when computing the predictive probability³ for test datapoints \mathcal{D}_{tst} , we need to perform the *E-step* to obtain the variational posterior for the test data $q(\mathbf{l}_{tst})$, which is a function of the test data and the expected natural parameters $\bar{\mathbf{n}}$, given as

$$p(\mathcal{D}_{tst}|\mathcal{D}) = \int d\mathbf{m} d\mathbf{l}_{tst} p(\mathcal{D}_{tst}|\mathbf{l}_{tst}, \mathbf{m}) q(\mathbf{l}_{tst}; \mathcal{D}_{tst}, \bar{\mathbf{n}}) q(\mathbf{m}; \tilde{\boldsymbol{\nu}}), \quad (9)$$

where the dependence on the training data \mathcal{D} is implicit in the approximate posteriors $q(\mathbf{m})$ through $\tilde{\boldsymbol{\nu}}$; and the expected natural parameters $\bar{\mathbf{n}}$. Hence, outputting the perturbed sufficient statistics and the expected natural parameters suffice for protecting the privacy of individuals in the training data.

3.2 How much noise to add?

How much noise one needs to add to the expected sufficient statistics depends both on a sensitivity of the expected sufficient statistics and an allowed per-iteration privacy budget.

3. We assume that a user of our algorithm owns the test data, meaning that we do not consider protecting the privacy of the individuals in the test data.

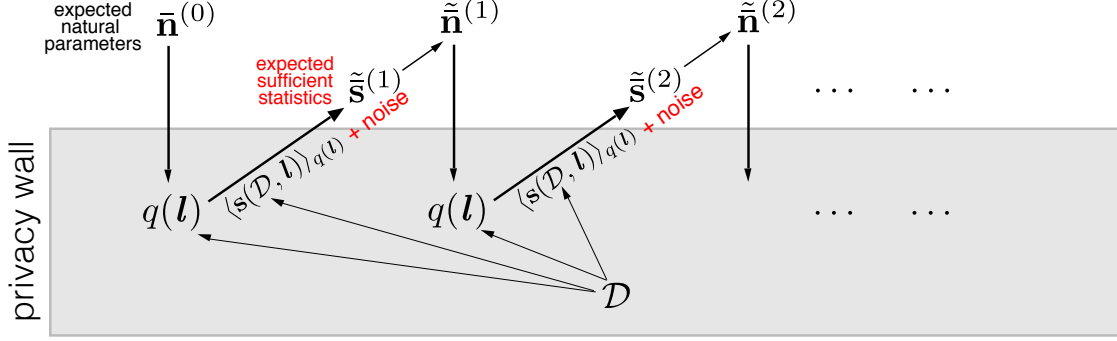


Figure 1: Schematic of VIPS. Given the initial expected natural parameters $\bar{\mathbf{n}}^{(0)}$, we compute the variational posterior over the latent variables $q(\mathbf{l})$. Since $q(\mathbf{l})$ is a function of not only the expected natural parameters but also the data \mathcal{D} , we compute $q(\mathbf{l})$ behind the privacy wall. Using $q(\mathbf{l})$, we then compute the expected sufficient statistics. Note that we neither perturb nor output $q(\mathbf{l})$ itself. Instead, when we noise up the expected sufficient statistics before outputting, we add noise to each coordinate of the expected sufficient statistics in order to compensate the maximum difference in $\langle \mathbf{s}_l(\mathcal{D}_j, \mathbf{l}_j) \rangle_{q(\mathbf{l}_j)}$ caused by both \mathcal{D}_j and $q(\mathbf{l}_j)$. In the M-step, we compute the variational posterior over the parameters $q(\mathbf{m})$ using the perturbed expected sufficient statistics $\tilde{\mathbf{s}}^{(1)}$. Using $q(\mathbf{m})$, we compute the expected natural parameters $\tilde{\mathbf{n}}^{(1)}$, which is already noised-up since it is a function of $\tilde{\mathbf{s}}^{(1)}$. We continue performing these two steps until convergence.

Sensitivity analysis Suppose there are two neighbouring datasets \mathcal{D} and \mathcal{D}' , where there is only one datapoint difference among them. As in many existing works (e.g., (Chaudhuri et al., 2011b; Kifer et al., 2012), among many others), we also assume that the dataset is pre-processed such that the L_2 norm of any \mathcal{D}_i is less than 1. We denote the vector of expected sufficient statistics by $\bar{\mathbf{s}}(\mathcal{D}) = \frac{1}{N} \sum_{n=1}^N \bar{\mathbf{s}}(\mathcal{D}_n) = [M_1, \dots, M_L]$, where each expected sufficient statistic M_l is given by

$$M_l = \frac{1}{N} \sum_{i=1}^N \langle \mathbf{s}_l(\mathcal{D}_i, \mathbf{l}_i) \rangle_{q(\mathbf{l}_i)}. \quad (10)$$

The maximum difference in the expected sufficient statistics given the datasets, i.e., the sensitivity of expected sufficient statistics, is denoted by

$$\begin{aligned} \Delta M_l &= \max_{|\mathcal{D}-\mathcal{D}'|_1=1} |M_l(\mathcal{D}) - \tilde{M}_l(\tilde{\mathcal{D}})| = \max_{\mathcal{D}_j, \mathcal{D}'_j} \left| \frac{1}{N} \mathbb{E}_{q(\mathbf{l}_j)} \mathbf{s}_l(\mathcal{D}_j, \mathbf{l}_j) - \frac{1}{N} \mathbb{E}_{q(\mathbf{l}'_j)} \mathbf{s}_l(\mathcal{D}'_j, \mathbf{l}'_j) \right|, \\ &\leq \max_{\mathcal{D}_j, q(\mathbf{l}_j)} \frac{2}{N} |\langle \mathbf{s}_l(\mathcal{D}_j, \mathbf{l}_j) \rangle_{q(\mathbf{l}_j)}|, \end{aligned}$$

where the last line is due to the triangle inequality. Due to the pre-processing of the dataset \mathcal{D} , the L_2 norm of any datapoint \mathcal{D}_j is less than 1, meaning that any \mathcal{D}_j stays within a unit ball. Furthermore, we choose $q(\mathbf{l}_j)$ such that $q(\mathbf{l}_j)$ is bounded. Under these conditions, the expected sufficient statistics $\bar{\mathbf{s}}_l(\mathcal{D}_j) = \langle \mathbf{s}_l(\mathcal{D}_j, \mathbf{l}_j) \rangle_{q(\mathbf{l}_j)}$ has a limited sensitivity. We need to add noise to each coordinate of the expected sufficient statistics to compensate this maximum change in the E-step.

Per-iteration privacy budget Our method calculates the per-iteration budget using the privacy amplification effect from subsampling of data as well as several key properties of zCDP. The privacy amplification theorem states the following.

Theorem 1 (*Theorem 1 in (Li et al., 2012)*) Any $(\epsilon_{iter}, \delta_{iter})$ -DP mechanism running on a uniformly sampled subset of data with a sampling ratio ν guarantees $(\log(1 + \nu(\exp(\epsilon_{iter}) - 1)), \nu\delta_{iter})$ -differential privacy.

So, in each iteration, perturbing each coordinate of $\bar{\mathbf{s}} = \frac{1}{S} \sum_{n=1}^S \langle \mathbf{s}(\mathcal{D}_n, \mathbf{l}_n) \rangle_{q(\mathbf{l}_n)}$ computed on a subsampled mini-batch with ratio ν by adding Gaussian noise

$$\tilde{\mathbf{s}}_l = \bar{\mathbf{s}}_l + Y_l, \text{ where } Y_l \sim \mathcal{N}(0, \sigma^2), \text{ and } \sigma^2 \geq 2 \log(1.25/\delta_{iter})(\Delta M_l)^2/\epsilon_{iter}^2 \quad (11)$$

guarantees (ϵ', δ') -DP, where

$$\epsilon' = \log(1 + \nu(\exp(\epsilon_{iter}) - 1)), \quad \delta' = \nu\delta_{iter}. \quad (12)$$

The privacy gain from subsampling allows us to use a much more relaxed privacy budget ϵ_{iter} and the error tolerance δ_{iter} per iteration, to achieve a reasonable level of (ϵ', δ') -DP with a small sampling rate.

Furthermore, the zCDP composition allows a sharper analysis of the per-iteration privacy budget. We first convert DP to zCDP, then use the zCDP composition and finally convert zCDP back to DP (for comparison purposes), for which we use the following lemmas and proposition.

Lemma 2 (*Proposition 1.6 in (Bun and Steinke, 2016)*) The Gaussian mechanism with some noise variance τ and a sensitivity Δ satisfies $\Delta^2/(2\tau)$ -zCDP.

Lemma 3 (*Lemma 1.7 in (Bun and Steinke, 2016)*) If two mechanisms satisfy ρ_1 -zCDP and ρ_2 -zCDP, respectively, then their composition satisfies $(\rho_1 + \rho_2)$ -zCDP.

Proposition 4 (*Proposition 1.3 in (Bun and Steinke, 2016)*) If \mathcal{M} provides ρ -zCDP, then \mathcal{M} is $(\rho + 2\sqrt{\rho \log(1/\delta)}, \delta)$ -DP for any $\rho > 0$.

So, using Lemma 2 and 3, we obtain $J\Delta^2/(2\tau)$ -zCDP after J -composition of the Gaussian mechanism. Using Proposition 4, we convert $J\Delta^2/(2\tau)$ -zCDP to $(\rho + 2\sqrt{\rho \log(1/\delta)}, \delta)$ -DP, where $\rho = J\Delta^2/(2\tau)$.

These seemingly complicated steps can be summarised into two simple steps. First, given a total privacy budget ϵ_{tot} and total tolerance level δ_{tot} , our algorithm calculates an intermediate privacy budget using the zCDP composition, which maps $(\epsilon_{tot}, \delta_{tot})$ to (ϵ', δ') ,

$$\epsilon_{tot} = J\Delta^2/(2\tau) + 2\sqrt{J\Delta^2/(2\tau) \log(1/\delta_{tot})}, \text{ where } \tau \geq 2 \log(1.25/\delta')\Delta^2/\epsilon'^2. \quad (13)$$

Second, our algorithm calculates the per-iteration privacy budget using the privacy amplification theorem, which maps (ϵ', δ') to $(\epsilon_{iter}, \delta_{iter})$,

$$\begin{aligned} \epsilon' &= \log(1 + \nu(\exp(\epsilon_{iter}) - 1)), \\ \delta' &= \nu\delta_{iter}. \end{aligned} \quad (14)$$

Table 1 summarises the two steps.

Table 1: Two steps for calculating the per-iteration privacy budget $(\epsilon_{iter}, \delta_{iter})$

Step 1 (zCDP composition) : solve Eq. 13 for (ϵ', δ') , given $(\epsilon_{tot}, \delta_{tot})$ and J
Step 2 (privacy amplification) : solve Eq. 14 for $(\epsilon_{iter}, \delta_{iter})$, given (ϵ', δ') and ν

Algorithm 2 summarizes our VIPS algorithm that performs differentially private stochastic variational Bayes for CE family models.

Algorithm 2 $(\epsilon_{tot}, \delta_{tot})$ -DP VIPS for CE family distributions

Input: Data \mathcal{D} . Define $\rho_t = (\tau_0 + t)^{-\kappa}$, mini-batch size S , and maximum iterations J .

Output: Noised-up expected natural parameters $\tilde{\mathbf{n}}$ and expected sufficient statistics $\tilde{\mathbf{s}}$.

Compute the per-iteration privacy budget $(\epsilon_{iter}, \delta_{iter})$ as described in Table 1.

Compute the sensitivity of the expected sufficient statistics.

for $t = 1, \dots, J$ **do**

(1) **E-step:** Given the expected natural parameters $\bar{\mathbf{n}}$, compute $q(\mathbf{l}_n)$ for $n = 1, \dots, S$. Noise up each coordinate of $\bar{\mathbf{s}} = \frac{1}{S} \sum_{n=1}^S \langle \mathbf{s}(\mathcal{D}_n, \mathbf{l}_n) \rangle_{q(\mathbf{l}_n)}$ by Eq. 11, and output $\tilde{\mathbf{s}}$.

(2) **M-step:** Given $\tilde{\mathbf{s}}$, compute $q(\mathbf{m})$ by $\tilde{\boldsymbol{\nu}}^{(t)} = \boldsymbol{\nu} + N\tilde{\mathbf{s}}$. Set $\tilde{\boldsymbol{\nu}}^{(t)} \leftarrow (1 - \rho_t)\tilde{\boldsymbol{\nu}}^{(t-1)} + \rho_t\tilde{\boldsymbol{\nu}}^{(t)}$.

Output the expected natural parameters $\tilde{\mathbf{n}} = \langle \mathbf{m} \rangle_{q(\mathbf{m})}$.

end for

4. VIPS for Latent Dirichlet Allocation

Here, we illustrate how to use the general framework of VIPS for CE family in the example of latent Dirichlet allocation (LDA).

4.1 Model specifics in LDA

The most widely used topic model is latent Dirichlet allocation (LDA) (Blei et al., 2003). Its generative process is given by

- Draw topics $\beta_k \sim \text{Dirichlet}(\eta \mathbf{1}_V)$, for $k = \{1, \dots, K\}$, where η is a scalar hyperparameter.
- For each document $d \in \{1, \dots, D\}$
 - Draw topic proportions $\theta_d \sim \text{Dirichlet}(\alpha \mathbf{1}_K)$, where α is a scalar hyperparameter.
 - For each word $n \in \{1, \dots, N\}$
 - * Draw topic assignments $\mathbf{z}_{dn} \sim \text{Discrete}(\theta_d)$
 - * Draw word $\mathbf{w}_{dn} \sim \text{Discrete}(\beta_{\mathbf{z}_{dn}})$

where each observed word is represented by an indicator vector \mathbf{w}_{dn} (n th word in the d th document) of length V , and where V is the number of terms in a fixed vocabulary set. The topic assignment latent variable \mathbf{z}_{dn} is also an indicator vector of length K , where K is the number of topics.

The LDA model falls in the CE family, viewing $\mathbf{z}_{d,1:N}$ and $\boldsymbol{\theta}_d$ as two types of latent variables: $\mathbf{l}_d = \{\mathbf{z}_{d,1:N}, \boldsymbol{\theta}_d\}$, and $\boldsymbol{\beta}$ as model parameters $\mathbf{m} = \boldsymbol{\beta}$. The conditions for CE are satisfied: (1) the complete-data likelihood per document is in exponential family:

$$p(\mathbf{w}_{d,1:N}, \mathbf{z}_{d,1:N}, \boldsymbol{\theta}_d | \boldsymbol{\beta}) \propto f(\mathcal{D}_d, \mathbf{z}_{d,1:N}, \boldsymbol{\theta}_d) \exp\left(\sum_n \sum_k [\log \boldsymbol{\beta}_k]^\top [\mathbf{z}_{dn}^k \mathbf{w}_{dn}]\right), \quad (15)$$

where $f(\mathcal{D}_d, \mathbf{z}_{d,1:N}, \boldsymbol{\theta}_d) \propto \exp([\alpha \mathbf{1}_K]^\top [\log \boldsymbol{\theta}_d] + \sum_n \sum_k \mathbf{z}_{dn}^k \log \boldsymbol{\theta}_d^k)$; and (2) we have a conjugate prior over $\boldsymbol{\beta}_k$:

$$p(\boldsymbol{\beta}_k | \eta \mathbf{1}_V) \propto \exp([\eta \mathbf{1}_V]^\top [\log \boldsymbol{\beta}_k]), \quad (16)$$

for $k = \{1, \dots, K\}$. For simplicity, we assume hyperparameters α and η are set manually.

Under the LDA model, we assume the variational posteriors are given by

- Discrete : $q(\mathbf{z}_{dn}^k | \phi_{dn}^k) \propto \exp(\mathbf{z}_{dn}^k \log \phi_{dn}^k)$, with variational parameters for capturing the posterior topic assignment,

$$\phi_{dn}^k \propto \exp(\langle \log \boldsymbol{\beta}_k \rangle_{q(\boldsymbol{\beta}_k)}^\top \mathbf{w}_{dn} + \langle \log \boldsymbol{\theta}_d^k \rangle_{q(\boldsymbol{\theta}_d)}). \quad (17)$$

- Dirichlet : $q(\boldsymbol{\theta}_d | \boldsymbol{\gamma}_d) \propto \exp(\boldsymbol{\gamma}_d^\top \log \boldsymbol{\theta}_d)$, where $\boldsymbol{\gamma}_d = \alpha \mathbf{1}_K + \sum_{n=1}^N \langle \mathbf{z}_{dn} \rangle_{q(\mathbf{z}_{dn})}$,

where these two distributions are computed in the E-step behind the privacy wall. The expected sufficient statistics are $\bar{\mathbf{s}}_k = \frac{1}{D} \sum_d \sum_n \langle \mathbf{z}_{dn}^k \rangle_{q(\mathbf{z}_{dn})} \mathbf{w}_{dn} = \frac{1}{D} \sum_d \sum_n \phi_{dn}^k \mathbf{w}_{dn}$ due to Eq. 17. Then, in the M-step, we compute the posterior

- Dirichlet : $q(\boldsymbol{\beta}_k | \boldsymbol{\lambda}_k) \propto \exp(\boldsymbol{\lambda}_k^\top \log \boldsymbol{\beta}_k)$, where $\boldsymbol{\lambda}_k = \eta \mathbf{1}_V + \sum_d \sum_n \langle \mathbf{z}_{dn}^k \rangle_{q(\mathbf{z}_{dn})} \mathbf{w}_{dn}$.

4.2 VIPS for LDA

Following the general framework of VIPS, we perturb the expected sufficient statistics for differentially private LDA. While each document has a different document length N_d , we limit the maximum length of any document to N by randomly selecting N words in a document if the number of words in the document is longer than N . We add Gaussian noise to each coordinate, then map to 0 if the perturbed coordinate becomes negative:

$$\tilde{\mathbf{s}}_k^v = \bar{\mathbf{s}}_k^v + Y_k^v, \text{ where } Y_k^v \sim \mathcal{N}(0, \sigma^2), \text{ and } \sigma^2 \geq 2 \log(1.25/\delta_{iter})(\Delta \bar{\mathbf{s}})^2 / \epsilon_{iter}^2, \quad (18)$$

where \mathbf{s}_k^v is the v th coordinate of a vector of length V : $\bar{\mathbf{s}}_k^v = \frac{1}{D} \sum_d \sum_n \phi_{dn}^k \mathbf{w}_{dn}^v$, and $\Delta \bar{\mathbf{s}}$ is the sensitivity given by

$$\begin{aligned} \Delta \bar{\mathbf{s}} &= \max_{|\mathcal{D}-\tilde{\mathcal{D}}|=1} \sqrt{\sum_k \sum_v (\bar{\mathbf{s}}_k^v(\mathcal{D}) - \bar{\mathbf{s}}_k^v(\tilde{\mathcal{D}}))^2}, \\ &= \max_{d,d'} \frac{1}{D} \sqrt{\sum_k \sum_v \left(\sum_n (\phi_{dn}^k \mathbf{w}_{dn}^v - \phi_{d'n}^k \mathbf{w}_{d'n}^v) \right)^2}, \\ &\leq \max_d \frac{1}{D} \sum_k \sum_v \left| \sum_n \phi_{dn}^k \mathbf{w}_{dn}^v \right|, \text{ since L2 norm is less than equal to L1 norm} \\ &\leq \max_d \frac{1}{D} \sum_n \left(\sum_k \phi_{dn}^k \right) \left(\sum_v \mathbf{w}_{dn}^v \right) \leq \frac{N}{D}, \end{aligned} \quad (19)$$

Algorithm 3 VIPS for LDA

Input: Data \mathcal{D} . Define D (documents), V (vocabulary), K (number of topics).
 Define $\rho_t = (\tau_0 + t)^{-\kappa}$, mini-batch size S , and , and hyperparameters α, η .
Output: Privatised expected natural parameters $\langle \log \beta_k \rangle_{q(\beta_k)}$ and sufficient statistics $\tilde{\mathbf{s}}$.
 Compute the per-iteration privacy budget $(\epsilon_{iter}, \delta_{iter})$ using Table 1.
 Compute the sensitivity of the expected sufficient statistics given in Eq. 19.
for $t = 1, \dots, J$ **do**
 (1) E-step: Given expected natural parameters $\langle \log \beta_k \rangle_{q(\beta_k)}$
 for $d = 1, \dots, S$ **do**
 Compute $q(\mathbf{z}_{dn}^k)$ parameterised by $\phi_{dn}^k \propto \exp(\langle \log \beta_k \rangle_{q(\beta_k)}^\top \mathbf{w}_{dn} + \langle \log \theta_d^k \rangle_{q(\theta_d)})$.
 Compute $q(\theta_d)$ parameterised by $\gamma_d = \alpha \mathbf{1}_K + \sum_{n=1}^N \langle \mathbf{z}_{dn} \rangle_{q(\mathbf{z}_{dn})}$.
 end for
 Output the noised-up expected sufficient statistics $\tilde{\mathbf{s}}_k^v = \frac{1}{S} \sum_d \sum_n \phi_{dn}^k \mathbf{w}_{dn}^v + Y_k^v$, where Y_k^v is Gaussian noise given in Eq. 18.
 (2) M-step: Given noised-up expected sufficient statistics $\tilde{\mathbf{s}}_k$,
 Compute $q(\beta_k)$ parameterised by $\lambda_k^{(t)} = \eta \mathbf{1}_V + D \tilde{\mathbf{s}}_k$.
 Set $\lambda^{(t)} \leftarrow (1 - \rho_t) \lambda^{(t-1)} + \rho_t \lambda^{(t)}$.
 Output expected natural parameters $\langle \log \beta_k \rangle_{q(\beta_k)}$.
end for

since $0 \leq \phi_{dn}^k \leq 1$, $\sum_k \phi_{dn}^k = 1$, $\sum_v \mathbf{w}_{dn}^v = 1$, and $\mathbf{w}_{dn}^v \in \{0, 1\}$. The resulting algorithm is summarised in Algorithm 3.

4.3 Experiments using Wikipedia data

We randomly downloaded $D = 400,000$ documents from Wikipedia. We then tested our VIPS algorithm on the Wikipedia dataset with four different values of total privacy budget, using a mini-batch size $S = 10$, until the algorithm sees up to 160,000 documents. We assumed there are 100 topics, and we used a vocabulary set of approximately 8000 terms.

We compare our method to two baseline methods. First, in *linear* (Lin) composition (Theorem 3.16 of (Dwork and Roth, 2014)), privacy degrades linearly with the number of iterations. This result is from the Max Divergence of the privacy loss random variable being bounded by a total budget. Hence, the linear composition yields $(J\epsilon', J\delta')$ -DP. We use Eq. 14 to map (ϵ', δ') to $(\epsilon_{iter}, \delta_{iter})$. Second, *advanced* (Adv) composition (Theorem 3.20 of (Dwork and Roth, 2014)), resulting from the Max Divergence of the privacy loss random variable being bounded by a total budget including a slack variable δ , yields $(J\epsilon'(e^{\epsilon'} - 1) + \sqrt{2J \log(1/\delta'')}\epsilon', \delta'' + J\delta')$ -DP. Similarly, we use Eq. 14 to map (ϵ', δ') to $(\epsilon_{iter}, \delta_{iter})$.

As an evaluation metric, we compute the upper bound to the perplexity on held-out documents⁴,

$$\text{perplexity}(\mathcal{D}^{test}, \lambda) \leq \exp \left[- \left(\sum_i \langle \log p(\mathbf{n}^{test}, \theta_i, \mathbf{z}_i | \lambda) \rangle_{q(\theta_i, \mathbf{z}_i)} - \langle \log q(\theta, \mathbf{z}) \rangle_{q(\theta, \mathbf{z})} \right) / \sum_{i,n} \mathbf{n}_{i,n}^{test} \right],$$

4. We used the metric written in the python implementation by the authors of (Hoffman et al., 2010).



Figure 2: Per-word-perplexity as a function of the number of documents seen (up to 160,000). Data: $D = 400,000$ documents randomly selected from Wikipedia. We tested four different values of total privacy budget $\epsilon_{tot} \in \{0.5, 1, 2, 4\}$ with a fixed mini-batch size $S = 10$ and a fixed total tolerance $\delta_{tot} = 1e-4$. The non-private LDA (black trace) achieves the lowest perplexity. The zCDP composition (red trace) requires adding the least amount of noise per iteration for the same expected total privacy budget compared to the advanced composition (green trace) and the linear composition (blue trace).

where \mathbf{n}_i^{test} is a vector of word counts for the i th document, $\mathbf{n}^{test} = \{\mathbf{n}_i^{test}\}_{i=1}^I$. In the above, we use the $\boldsymbol{\lambda}$ that was calculated during training. We compute the posteriors over \mathbf{z} and $\boldsymbol{\theta}$ by performing the first step in our algorithm using the test data and the perturbed sufficient statistics we obtain during training. The per-word-perplexity is shown in Fig. 2.

In Table 2, we show the top 10 words in terms of assigned probabilities under a chosen topic in each method. We show 4 topics as examples. Non-private LDA results in the most coherent words among all the methods. For the private LDA models with a total privacy budget fixed to 0.5, as we move from zCDP, to advanced, and to linear composition, the amount of noise added gets larger, and therefore more topics have less coherent words.

Table 2: Posterior topics from private and non-private LDA

Non-private		zCDP (eps=0.5)		Adv (eps=0.5)		Lin (eps=0.5)	
topic 3:		topic 81:		topic 72:		topic 27:	
david	0.0667	born	0.0882	fragment	0.0002	horn	0.0002
king	0.0318	american	0.0766	gentleness	0.0001	shone	0.0001
god	0.0304	name	0.0246	soit	0.0001	age	0.0001
son	0.0197	actor	0.0196	render	0.0001	tradition	0.0001
israel	0.0186	english	0.0179	nonproprietary	0.0001	protecting	0.0001
bible	0.0156	charles	0.0165	westminster	0.0001	films	0.0001
hebrew	0.0123	british	0.0138	proceedings	0.0001	trip	0.0001
story	0.0102	richard	0.0130	clare	0.0001	article	0.0001
book	0.0095	german	0.0119	stronger	0.0001	interests	0.0001
adam	0.0092	character	0.0115	hesitate	0.0001	incidents	0.0001
topic 4:		topic 82:		topic 73:		topic 28:	
university	0.1811	wat	0.0002	mount	0.0034	american	0.0228
press	0.0546	armed	0.0001	display	0.0011	born	0.0154
oxford	0.0413	log	0.0001	animal	0.0011	john	0.0107
italy	0.0372	fierce	0.0001	equipment	0.0011	name	0.0094
jacques	0.0359	infantry	0.0001	cynthia	0.0009	english	0.0062
cambridge	0.0349	sehen	0.0001	position	0.0008	actor	0.0061
barbara	0.0280	selbst	0.0001	systems	0.0008	united	0.0058
research	0.0227	clearly	0.0001	support	0.0008	british	0.0051
murray	0.0184	bull	0.0001	software	0.0008	character	0.0051
scientific	0.0182	recall	0.0001	heavy	0.0008	people	0.0048
topic 5:		topic 83:		topic 74:		topic 29:	
association	0.0896	david	0.0410	david	0.0119	shelter	0.0001
security	0.0781	jonathan	0.0199	king	0.0091	rome	0.0001
money	0.0584	king	0.0188	god	0.0072	thick	0.0001
joint	0.0361	samuel	0.0186	church	0.0061	vous	0.0001
masters	0.0303	israel	0.0112	samuel	0.0054	leg	0.0001
banks	0.0299	saul	0.0075	son	0.0051	considering	0.0001
seal	0.0241	son	0.0068	israel	0.0039	king	0.0001
gilbert	0.0235	dan	0.0067	name	0.0038	object	0.0001
trade	0.0168	god	0.0053	century	0.0038	prayed	0.0001
heads	0.0166	story	0.0048	first	0.0036	pilot	0.0001
topic 6:		topic 84:		topic 75:		topic 30:	
law	0.0997	simon	0.0101	recognise	0.0001	despair	0.0001
court	0.0777	cat	0.0008	comparison	0.0001	ray	0.0001
police	0.0442	maison	0.0005	violates	0.0001	successfully	0.0001
legal	0.0396	breach	0.0005	offices	0.0001	respectable	0.0001
justice	0.0292	says	0.0005	value	0.0001	acute	0.0001
courts	0.0229	dirty	0.0005	neighbor	0.0001	accompany	0.0001
welcome	0.0204	rifle	0.0004	cetai	0.0001	assuming	0.0001
civil	0.0178	door	0.0004	composed	0.0001	florence	0.0001
signal	0.0170	property	0.0004	interests	0.0001	ambition	0.0001
pan	0.0163	genus	0.0004	argue	0.0001	unreasonable	0.0001

Using the same data, we then tested how perplexity changes as we change the mini-batch sizes. As shown in Fig. 3, due to privacy amplification, it is more beneficial to decrease the amount of noise to add when the mini-batch size is small. The zCDP composition results in a better accuracy than the advanced composition.

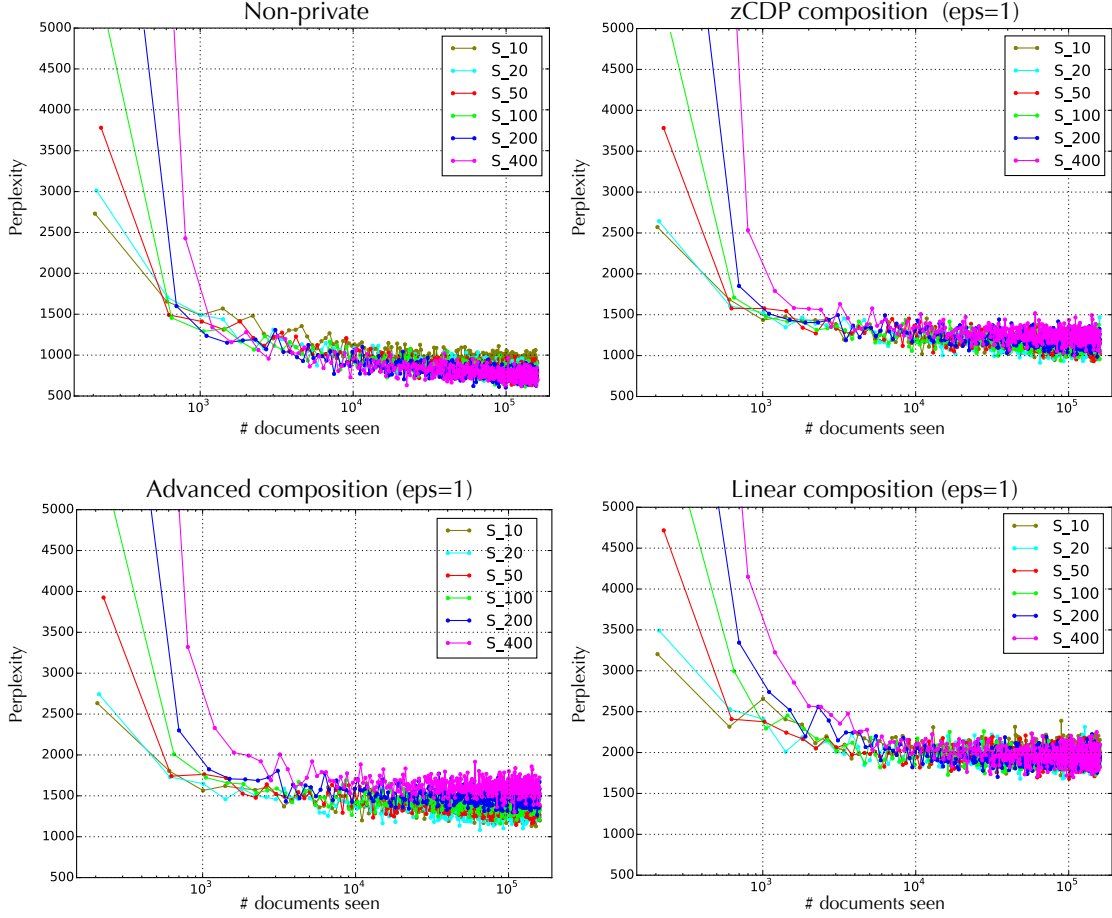


Figure 3: Per-word-perplexity with different mini-batch sizes $S \in \{10, 20, 50, 100, 200, 400\}$. In the private LDA (Top/Right and Bottom), smaller mini-batch size achieves lower perplexity, due to the privacy amplification lemma (See Sec 3). We set the total privacy budget $\epsilon_{tot} = 1$ and the total tolerance $\delta_{tot} = 1e - 4$ in all private methods. Regardless of the mini-batch size, the zCDP composition (Top/Right) achieves a lower perplexity than the Advanced (Bottom/Left) and Linear compositions (Bottom/Right).

5. VIPS for non-CE family

Under non-CE family models, the complete-data likelihood typically has the following form:

$$p(\mathcal{D}_n, \mathbf{l}_n | \mathbf{m}) \propto \exp(-h(\mathbf{m}, \mathbf{s}(\mathcal{D}_n, \mathbf{l}_n))) , \quad (20)$$

which includes some function $h(\mathbf{m}, \mathbf{s}(\mathcal{D}_n, \mathbf{l}_n))$ that cannot be split into two functions, where one is a function of only \mathbf{m} and the other is a function of only $\mathbf{s}(\mathcal{D}_n, \mathbf{l}_n)$. Hence, we cannot apply the general VIPS framework we described in the previous section to this case.

However, when the models we consider have binomial likelihoods, for instance, under negative binomial regression, nonlinear mixed-effects models, spatial models for count data, and logistic regression, we can bring the non-CE models to the CE family by adopting the Pólya-Gamma data augmentation strategy introduced by (Polson et al., 2013).

Pólya-Gamma data augmentation Pólya-Gamma data augmentation introduces an auxiliary variable that is Pólya-Gamma distributed per datapoint, such that the log-odds can be written as mixtures of Gaussians with respect to a Pólya-Gamma distribution, as stated in Theorem 1 in (Polson et al., 2013):

$$\frac{\exp(\psi_n)^{y_n}}{(1 + \exp(\psi_n))^b} = 2^{-b} \exp((y_n - \frac{b}{2})\psi_n) \int_0^\infty \exp(-\frac{\xi_n \psi_n^2}{2}) p(\xi_n) d\xi_n \quad (21)$$

where ψ_n is a linear function in model parameters \mathbf{m} , y_n is the n th observation, and ξ_n is a Pólya-Gamma random variable, $\xi_n \sim \text{PG}(b, 0)$ where $b > 0$. For example, $\psi_n = \mathbf{m}^\top \mathbf{x}_n$ for models without latent variables and \mathbf{x}_n is the n th input vector, or $\psi_n = \mathbf{m}^\top \mathbf{l}_n$ for models with latent variables in unsupervised learning. Note that b is set depending on which binomial model one uses. For example, $b = 1$ in logistic regression. When $\psi_n = \mathbf{l}_n^\top \mathbf{m}$ and $b = 1$, we express the likelihood as:

$$p(\mathcal{D}_n | \mathbf{l}_n, \mathbf{m}) = 2^{-1} \exp((y_n - \frac{1}{2})\mathbf{l}_n^\top \mathbf{m}) \int_0^\infty \exp(-\frac{1}{2}\xi_n \mathbf{l}_n^\top \mathbf{m} \mathbf{m}^\top \mathbf{l}_n) p(\xi_n) d\xi_n. \quad (22)$$

By introducing a variational posterior over the auxiliary variables, we introduce a new objective function (See Appendix A for derivation)

$$\begin{aligned} & \mathcal{L}_n(q(\mathbf{m}), q(\mathbf{l}_n), q(\xi_n)) \\ &= \int q(\mathbf{m}) q(\mathbf{l}_n) q(\xi_n) \log \frac{p(\mathcal{D}_n | \mathbf{l}_n, \xi_n, \mathbf{m}) p(\mathbf{l}_n) p(\xi_n) p(\mathbf{m})}{q(\mathbf{m}) q(\mathbf{l}_n) q(\xi_n)}, \\ &= -\log 2 + (y_n - \frac{1}{2}) \langle \mathbf{l}_n \rangle_{q(\mathbf{l}_n)}^\top \langle \mathbf{m} \rangle_{q(\mathbf{m})} - \frac{1}{2} \langle \xi_n \rangle_{q(\xi_n)} \langle \mathbf{l}_n^\top \mathbf{m} \mathbf{m}^\top \mathbf{l}_n \rangle_{q(\mathbf{l}_n) q(\mathbf{m})}, \\ &\quad - \text{D}_{KL}(q(\xi_n) || p(\xi_n)) - \text{D}_{KL}(q(\mathbf{m}) || p(\mathbf{m})) - \text{D}_{KL}(q(\mathbf{l}_n) || p(\mathbf{l}_n)). \end{aligned} \quad (23)$$

The first derivative of the lower bound with respect to $q(\xi_n)$ gives us a closed form update rule

$$\frac{\partial}{\partial q(\xi_n)} \mathcal{L}_n(q(\mathbf{m}), q(\mathbf{l}_n), q(\xi_n)) = 0, \quad \mapsto q(\xi_n) \propto \text{PG}(1, \sqrt{\langle \mathbf{l}_n^\top \mathbf{m} \mathbf{m}^\top \mathbf{l}_n \rangle_{q(\mathbf{l}_n) q(\mathbf{m})}}). \quad (24)$$

The rest updates for $q(\mathbf{l}_n) q(\mathbf{m})$ follow the standard updates under the conjugate exponential family distributions, since the lower bound to the conditional likelihood term includes only linear and quadratic terms both in \mathbf{l}_n and \mathbf{m} . By introducing the auxiliary variables, the complete-data likelihood conditioned on ξ_n (with some prior on \mathbf{l}_n) now has the form of

$$\begin{aligned} p(\mathcal{D}_n, \mathbf{l}_n | \mathbf{m}, \xi_n) &\propto p(\mathcal{D}_n | \mathbf{l}_n, \mathbf{m}, \xi_n) p(\mathbf{l}_n), \\ &\propto \exp(\mathbf{n}(\mathbf{m})^\top \mathbf{s}(\mathcal{D}_n, \mathbf{l}_n, \xi_n)) p(\mathbf{l}_n), \end{aligned} \quad (25)$$

which consists of natural parameters and sufficient statistics given by

$$\mathbf{n}(\mathbf{m}) = \begin{bmatrix} \mathbf{m} \\ \text{vec}(-\frac{1}{2}\mathbf{m}\mathbf{m}^\top) \end{bmatrix}, \quad \mathbf{s}(\mathcal{D}_n, \mathbf{l}_n, \xi_n) = \begin{bmatrix} (y_n - \frac{1}{2})\mathbf{l}_n \\ \text{vec}(\xi_n \mathbf{l}_n \mathbf{l}_n^\top) \end{bmatrix}. \quad (26)$$

Note that now not only the latent and observed variables but also the new variables ξ_i form the complete-data sufficient statistics. The resulting variational Bayes algorithm for models with binomial likelihoods is given by

(a) Given the expected natural parameters $\bar{\mathbf{n}}$, the E-step yields :

$$\begin{aligned} q(\mathbf{l}, \xi) &= \prod_{n=1}^N q(\mathbf{l}_n) q(\xi_n) \propto p(\xi) \exp \left[\int d\mathbf{m} q(\mathbf{m}) \log p(\mathcal{D}, \mathbf{l} | \mathbf{m}, \xi) \right], \\ &\propto p(\xi) p(\mathbf{l}) \prod_{n=1}^N \exp(\bar{\mathbf{n}}^\top \mathbf{s}(\mathcal{D}_n, \mathbf{l}_n, \xi_n)), \end{aligned}$$

$$\text{where } q(\xi_n) = \text{PG}(1, \sqrt{\langle \mathbf{l}_i^\top \mathbf{m} \mathbf{m}^\top \mathbf{l}_n \rangle_{q(\mathbf{l}_n, \mathbf{m})}}), \text{ and } p(\xi_n) = \text{PG}(1, 0) \quad (27)$$

$$q(\mathbf{l}_n) \propto p(\mathbf{l}_n) \exp(\bar{\mathbf{n}}^\top \langle \mathbf{s}(\mathcal{D}_n, \mathbf{l}_n, \xi_n) \rangle_{q(\mathbf{l}_n, \mathbf{m})}). \quad (28)$$

Using $q(\mathbf{l}) q(\xi)$, it outputs $\bar{\mathbf{s}}(\mathcal{D}) = \frac{1}{N} \sum_{n=1}^N \langle \mathbf{s}(\mathcal{D}_n, \mathbf{l}_n, \xi_n) \rangle_{q(\mathbf{l}_n) q(\xi_n)}$.

(b) Given the expected sufficient statistics $\bar{\mathbf{s}}$, the M-step yields :

$$\begin{aligned} q(\mathbf{m}) &\propto p(\mathbf{m}) \exp \left[\int d\mathbf{l} d\xi q(\mathbf{l}) q(\xi) \log p(\mathcal{D}, \mathbf{l} | \mathbf{m}, \xi) \right], \\ &\propto \exp(\mathbf{n}(\mathbf{m})^\top \tilde{\boldsymbol{\nu}}), \text{ where } \tilde{\boldsymbol{\nu}} = \boldsymbol{\nu} + N\bar{\mathbf{s}}(\mathcal{D}). \end{aligned} \quad (29)$$

Using $q(\mathbf{m})$, it outputs the expected natural parameters $\bar{\mathbf{n}} := \langle \mathbf{n}(\mathbf{m}) \rangle_{q(\mathbf{m})}$.

Similar to the VIPS algorithm for the CE family, perturbing the expected sufficient statistics $\bar{\mathbf{s}}(\mathcal{D})$ in the E-step suffices for privatising all the outputs of the algorithm. Algorithm 4 summarizes private stochastic variational Bayes algorithm for non-CE family with binomial likelihoods.

Algorithm 4 $(\epsilon_{tot}, \delta_{tot})$ -DP VIPS for non-CE family with binomial likelihoods

Input: Data \mathcal{D} . Define $\rho_t = (\tau_0 + t)^{-\kappa}$, mini-batch size S , and maximum iterations J .

Output: Noised-up expected natural parameters $\tilde{\bar{\mathbf{n}}}$ and expected sufficient stats $\tilde{\bar{\mathbf{s}}}$.

Compute the per-iteration privacy budget $(\epsilon_{iter}, \delta_{iter})$ using Table 1.

Compute the sensitivity of the expected sufficient statistics.

for $t = 1, \dots, J$ **do**

(1) **E-step:** Given expected natural parameters $\bar{\mathbf{n}}$, compute $q(\mathbf{l}_n) q(\xi_n)$ for $n = 1, \dots, S$. Noise up each coordinate of $\bar{\mathbf{s}} = \frac{1}{S} \sum_{n=1}^S \langle \mathbf{s}(\mathcal{D}_n, \mathbf{l}_n) \rangle_{q(\mathbf{l}_n) q(\xi_n)}$ by Eq. 11, and output $\tilde{\bar{\mathbf{s}}}$.

(2) **M-step:** Given $\tilde{\bar{\mathbf{s}}}$, compute $q(\mathbf{m})$ by $\tilde{\boldsymbol{\nu}}^{(t)} = \boldsymbol{\nu} + N\tilde{\bar{\mathbf{s}}}$. Set $\tilde{\boldsymbol{\nu}}^{(t)} \leftarrow (1 - \rho_t)\tilde{\boldsymbol{\nu}}^{(t-1)} + \rho_t\tilde{\boldsymbol{\nu}}^{(t)}$.

Output the expected natural parameters $\tilde{\bar{\mathbf{n}}} = \langle \mathbf{m} \rangle_{q(\mathbf{m})}$.

end for

As a side note, in order to use the variational lower bound as a stopping criterion, one needs to draw samples from the Pólya-Gamma posterior to numerically calculate the

lower bound given in Eq. 23. This might be a problem if one does not have access to the Pólya-Gamma posterior, since our algorithm only outputs the perturbed expected sufficient statistics in the E-step (not the Pólya-Gamma posterior itself). However, one could use other stopping criteria, which do not require sampling from the Pólya-Gamma posterior, e.g., calculating the prediction accuracy in the classification case.

6. VIPS for Bayesian Logistic Regression

We present an example of non-CE family, Bayesian logistic regression, and illustrate how to employ the VIPS framework given in Algorithm 4 in such a case.

6.1 Model specifics

Under the logistic regression model with the Gaussian prior on the weights $\mathbf{m} \in \mathbb{R}^d$,

$$p(y_n = 1 | \mathbf{x}_n, \mathbf{m}) = \sigma(\mathbf{m}^\top \mathbf{x}_n), \quad p(\mathbf{m} | \alpha) = \mathcal{N}(\mathbf{m} | 0, \alpha^{-1} I), \quad p(\alpha) = \text{Gam}(a_0, b_0), \quad (30)$$

where $\sigma(\mathbf{m}^\top \mathbf{x}_n) = 1/(1 + \exp(-\mathbf{m}^\top \mathbf{x}_n))$, the n th input is $\mathbf{x}_n \in \mathbb{R}^d$, and the n th output is $y_n \in \{0, 1\}$. In logistic regression, there are no latent variables. Hence, the complete-data likelihood coincides the data likelihood,

$$p(y_n | \mathbf{x}_n, \mathbf{m}) = \frac{\exp(\psi_n)^{y_n}}{1 + \exp(\psi_n)}, \quad (31)$$

where $\psi_n = \mathbf{x}_n^\top \mathbf{m}$. Since the likelihood is not in the CE family. We use the Pólya-Gamma data augmentation trick to re-write it as

$$p(y_n | \mathbf{x}_n, \xi_n, \mathbf{m}) \propto \exp((y_n - \frac{1}{2}) \mathbf{x}_n^\top \mathbf{m}) \exp(-\frac{1}{2} \xi_n \mathbf{x}_n^\top \mathbf{m} \mathbf{m}^\top \mathbf{x}_n), \quad (32)$$

and the data likelihood conditioned on ξ_n is

$$p(y_n | \mathbf{x}_n, \mathbf{m}, \xi_n) \propto \exp(\mathbf{n}(\mathbf{m})^\top \mathbf{s}(\mathcal{D}_n, \xi_n)), \quad (33)$$

where the natural parameters and sufficient statistics are given by

$$\mathbf{n}(\mathbf{m}) = \begin{bmatrix} \mathbf{m} \\ \text{vec}(-\frac{1}{2} \mathbf{m} \mathbf{m}^\top) \end{bmatrix}, \quad \mathbf{s}(\mathcal{D}_n, \xi_n) = \begin{bmatrix} (y_n - \frac{1}{2}) \mathbf{x}_n \\ \text{vec}(\xi_n \mathbf{x}_n \mathbf{x}_n^\top) \end{bmatrix}. \quad (34)$$

Variational Bayes in Bayesian Logistic Regression Using the likelihood given in Eq. 33, we compute the posterior distribution over \mathbf{m}, α, ξ by maximising the following variational lower bound due to Eq. 23

$$\begin{aligned} \mathcal{L}(q(\mathbf{m}), q(\xi), q(\alpha)) &= \sum_{n=1}^N \left[-\log 2 + (y_n - \frac{1}{2}) \mathbf{x}_n^\top \langle \mathbf{m} \rangle_{q(\mathbf{m})} - \frac{1}{2} \langle \xi_n \rangle_{q(\xi_n)} \mathbf{x}_n^\top \langle \mathbf{m} \mathbf{m}^\top \rangle_{q(\mathbf{m})} \mathbf{x}_n \right], \\ &\quad - \sum_{n=1}^N \text{D}_{KL}(q(\xi_n) || p(\xi_n)) - \text{D}_{KL}(q(\mathbf{m}) || p(\mathbf{m})) - \text{D}_{KL}(q(\alpha) || p(\alpha)). \end{aligned}$$

Algorithm 5 VIPS for Bayesian logistic regression

Input: Data \mathcal{D} . Define $\rho_t = (\tau_0 + t)^{-\kappa}$, mini-batch size S , and maximum iterations J

Output: Privatised expected natural parameters $\tilde{\mathbf{n}}$ and expected sufficient statistics $\tilde{\mathbf{s}}$

Compute the per-iteration privacy budget $(\epsilon_{iter}, \delta_{iter})$ using Table 1.

Using the sensitivity of the expected sufficient statistics given in Eq. 44 and Eq. 46,

for $t = 1, \dots, J$ **do**

(1) **E-step:** Given expected natural parameters $\bar{\mathbf{n}}$, compute $q(\xi_n)$ for $n = 1, \dots, S$.

Perturb $\bar{\mathbf{s}} = \frac{1}{S} \sum_{n=1}^S \langle \mathbf{s}(\mathcal{D}_n, \xi_n) \rangle_{q(\xi_n)}$ by Eq. 43 and Eq. 67, and output $\tilde{\mathbf{s}}$.

(2) **M-step:** Given $\tilde{\mathbf{s}}$, compute $q(\mathbf{m})$ by $\tilde{\boldsymbol{\nu}}^{(t)} = \boldsymbol{\nu} + N\tilde{\mathbf{s}}$. Set $\tilde{\boldsymbol{\nu}}^{(t)} \leftarrow (1 - \rho_t)\tilde{\boldsymbol{\nu}}^{(t-1)} + \rho_t\tilde{\boldsymbol{\nu}}^{(t)}$.

Using $\tilde{\boldsymbol{\nu}}^{(t)}$, update $q(\alpha)$ by Eq. 40, and output $\tilde{\mathbf{n}} = \langle \mathbf{m} \rangle_{q(\mathbf{m})}$.

end for

In the E-step, we update

$$q(\boldsymbol{\xi}) \propto p(\boldsymbol{\xi}) \prod_{n=1}^N \exp(\bar{\mathbf{n}}(\mathbf{m})^\top \mathbf{s}(\mathcal{D}_n, \xi_n)), \quad (35)$$

$$= \prod_{n=1}^N q(\xi_n), \text{ where } q(\xi_n) = \text{PG}(1, \sqrt{\mathbf{x}_n^\top \langle \mathbf{m} \mathbf{m}^\top \rangle_{q(\mathbf{m})} \mathbf{x}_n}). \quad (36)$$

Using $q(\boldsymbol{\xi})$, we compute the expected sufficient statistics

$$\bar{\mathbf{s}} = \frac{1}{N} \sum_{n=1}^N \bar{\mathbf{s}}(\mathcal{D}_n), \text{ where } \bar{\mathbf{s}}(\mathcal{D}_n) = \begin{bmatrix} \bar{\mathbf{s}}_1(\mathcal{D}_n) \\ \bar{\mathbf{s}}_2(\mathcal{D}_n) \end{bmatrix} = \begin{bmatrix} \frac{1}{N} (y_n - \frac{1}{2}) \mathbf{x}_n \\ \frac{1}{N} \text{vec}(\langle \xi_n \rangle_{q(\xi_n)} \mathbf{x}_n \mathbf{x}_n^\top) \end{bmatrix}. \quad (37)$$

In the M-step, we compute $q(\mathbf{m})$ and $q(\alpha)$ by

$$q(\mathbf{m}) \propto p(\mathcal{D} | \mathbf{m}, \langle \boldsymbol{\xi} \rangle) p(\mathbf{m} | \langle \alpha \rangle) \propto \exp(\mathbf{n}(\mathbf{m})^\top \tilde{\boldsymbol{\nu}}) = \mathcal{N}(\mathbf{m} | \boldsymbol{\mu}_m, \Sigma_m), \quad (38)$$

$$q(\alpha) \propto p(\mathbf{m} | \alpha) p(\alpha | a_0, b_0) = \text{Gamma}(a_N, b_N), \quad (39)$$

where $\tilde{\boldsymbol{\nu}} = \boldsymbol{\nu} + N\bar{\mathbf{s}}$, $\boldsymbol{\nu} = [\mathbf{0}_d, \langle \alpha \rangle_{q(\alpha)} I_d]$, and

$$a_N = a_0 + \frac{d}{2}, \quad b_N = b_0 + \frac{1}{2}(\boldsymbol{\mu}_m^\top \boldsymbol{\mu}_m + \text{tr}(\Sigma_m)). \quad (40)$$

Mapping from $\tilde{\boldsymbol{\nu}}$ to $(\boldsymbol{\mu}_m, \Sigma_m)$ is deterministic, as below, where $\bar{\mathbf{s}}_1 = \sum_{n=1}^N \bar{\mathbf{s}}_1(\mathcal{D}_n)$ and $\bar{\mathbf{s}}_2 = \sum_{n=1}^N \bar{\mathbf{s}}_2(\mathcal{D}_n)$,

$$\tilde{\boldsymbol{\nu}} = \begin{bmatrix} N\bar{\mathbf{s}}_1 + \mathbf{0}_d \\ N\bar{\mathbf{s}}_2 + \langle \alpha \rangle_{q(\alpha)} I_d \end{bmatrix} = \begin{bmatrix} \Sigma_m^{-1} \boldsymbol{\mu}_m \\ \Sigma_m^{-1} \end{bmatrix}. \quad (41)$$

Using $q(\mathbf{m})$, we compute expected natural parameters

$$\langle \mathbf{n}(\mathbf{m}) \rangle_{q(\mathbf{m})} = \begin{bmatrix} \langle \mathbf{m} \rangle_{q(\mathbf{m})} \\ \text{vec}(-\frac{1}{2} \langle \mathbf{m} \mathbf{m}^\top \rangle_{q(\mathbf{m})}) \end{bmatrix} = \begin{bmatrix} \boldsymbol{\mu}_m \\ \text{vec}(-\frac{1}{2}(\Sigma_m + \boldsymbol{\mu}_m \boldsymbol{\mu}_m^\top)) \end{bmatrix}. \quad (42)$$

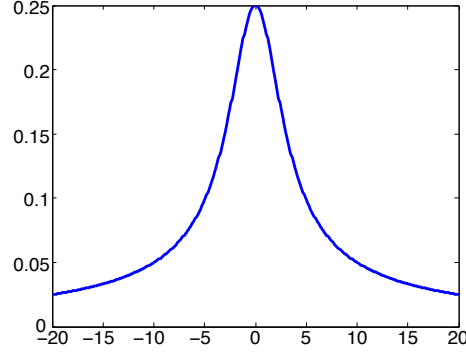


Figure 4: Posterior mean of each PG variable $\langle \xi_i \rangle$ as a function of $\sqrt{\mathbf{x}_i^\top \langle \mathbf{m} \mathbf{m}^\top \rangle \mathbf{x}_i}$. The maximum value of $\langle \xi_i \rangle$ is 0.25 when $\sqrt{\mathbf{x}_n^\top \langle \mathbf{m} \mathbf{m}^\top \rangle \mathbf{x}_n} = 0$,

6.2 VIPS for Bayesian Logistic Regression

Following the general framework of VIPS, we perturb the expected sufficient statistics. For perturbing $\bar{\mathbf{s}}_1$, we add Gaussian noise to each coordinate,

$$\tilde{\bar{\mathbf{s}}}_1 = \bar{\mathbf{s}}_1 + Y_{1,\dots,d}, \text{ where } Y_i \sim^{i.i.d.} \mathcal{N}(0, \sigma^2) \quad (43)$$

where $\sigma \geq c\Delta\bar{\mathbf{s}}_1/\epsilon_{iter}$, $c^2 > 2\log(1.25/\delta_{iter})$, and the sensitivity $\Delta\bar{\mathbf{s}}_1$ is given by

$$\begin{aligned} \Delta\bar{\mathbf{s}}_1 &= \max_{|\mathcal{D}-\tilde{\mathcal{D}}|=1} |\bar{\mathbf{s}}_1(\mathcal{D}) - \bar{\mathbf{s}}_1(\tilde{\mathcal{D}})|_2 = \max_{\mathcal{D}_n, \mathcal{D}'_n} |\bar{\mathbf{s}}_1(\mathcal{D}_n) - \bar{\mathbf{s}}_1(\mathcal{D}'_n)|_2, \\ &\leq \max_{\mathbf{x}_n, \mathbf{x}'_n, y_n, y'_n} \frac{1}{N} |(y_n - \frac{1}{2})\mathbf{x}_n - (y'_n - \frac{1}{2})\mathbf{x}'_n|_2 \leq \max_{\mathbf{x}_n, y_n} \frac{2}{N} |(y_n - \frac{1}{2})| |\mathbf{x}_n|_2 \leq \frac{1}{N}, \end{aligned} \quad (44)$$

assuming the dataset is preprocessed such that any input has a maximum L2-norm of 1.

For perturbing $\bar{\mathbf{s}}_2$, we follow the Analyze Gauss (AG) algorithm (Dwork et al., 2014), which provides $(\epsilon_{iter}, \delta_{iter})$ -DP. We first draw Gaussian random variables $\mathbf{z} \sim \mathcal{N}(0, \beta I)$, where $\beta = 2\log(1.25/\delta_{iter})(\Delta\bar{\mathbf{s}}_2)^2/(\epsilon_{iter})^2$. Using \mathbf{z} , we construct an upper triangular matrix (including diagonal), then copy the upper part to the lower part so that the resulting matrix Z becomes symmetric. Then, we add this noisy matrix to the covariance matrix

$$\tilde{\bar{\mathbf{s}}}_2 = \bar{\mathbf{s}}_2 + Z. \quad (45)$$

The perturbed covariance might not be positive definite. In such case, we project the negative eigenvalues to some value near zero to maintain positive definiteness of the covariance matrix. The sensitivity of $\bar{\mathbf{s}}_2$ in Frobenius norm is given by

$$\begin{aligned} \Delta\bar{\mathbf{s}}_2 &= \max_{\mathbf{x}_n, \mathbf{x}'_n, q(\xi_n), q(\xi'_n)} \frac{1}{N} |\text{vec}(\langle \xi_n \rangle_{q(\xi_n)} \mathbf{x}_n \mathbf{x}_n^\top) - \text{vec}(\langle \xi'_n \rangle_{q(\xi'_n)} \mathbf{x}'_n \mathbf{x}'_n^\top)|_2, \\ &= \max_{\mathbf{x}_n, q(\xi_n)} \frac{2}{N} |\langle \xi_n \rangle_{q(\xi_n)} \text{vec}(\mathbf{x}_n \mathbf{x}_n^\top)|_2 \leq \frac{1}{2N}, \end{aligned} \quad (46)$$

because the mean of a PG variable $\langle \xi_n \rangle$ is given by

$$\int_0^\infty \xi_n \text{PG}(\xi_n | 1, \sqrt{\mathbf{x}_n^\top \langle \mathbf{m} \mathbf{m}^\top \rangle \mathbf{x}_n}) d\xi_n = \frac{1}{2\sqrt{\mathbf{x}_n^\top \langle \mathbf{m} \mathbf{m}^\top \rangle \mathbf{x}_n}} \tanh\left(\frac{\sqrt{\mathbf{x}_n^\top \langle \mathbf{m} \mathbf{m}^\top \rangle \mathbf{x}_n}}{2}\right).$$

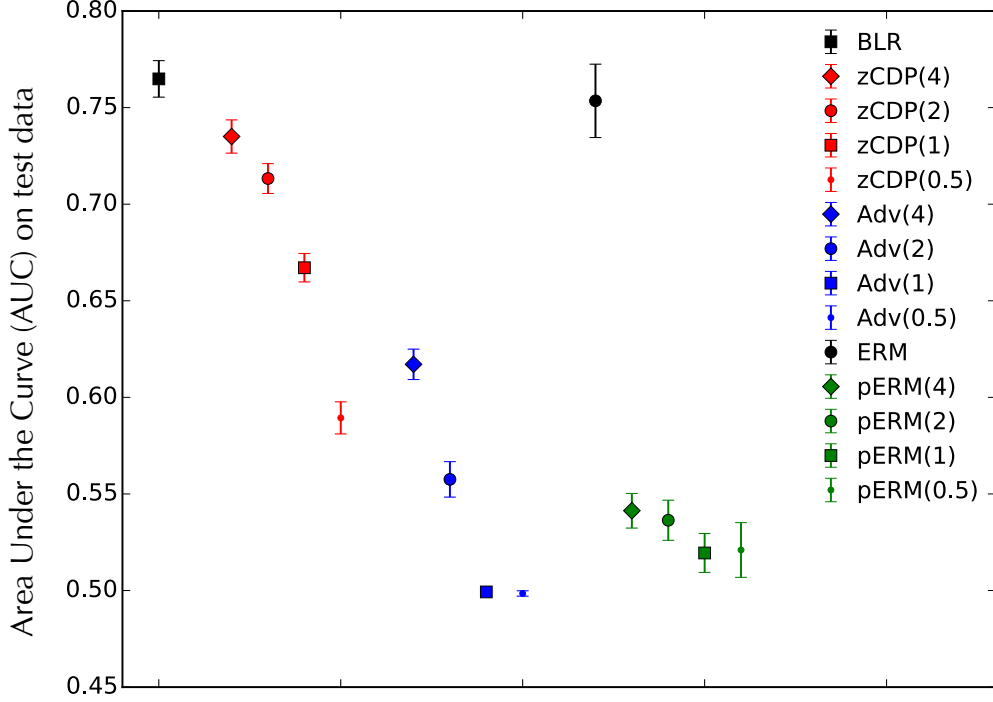


Figure 5: Stroke data. Comparison between our method and private/non-private ERM, for different $\epsilon_{tot} \in \{0.5, 1, 2, 4\}$. For the non-private methods, non-private BLR (black square marker) and ERM (black circle marker) achieved a similar AUC, which is higher than AUC obtained by any other private methods. Our method (red) under BLR with zCDP composition with $\delta = 0.0001$ achieved the highest AUCs regardless of ϵ_{tot} among all the other private methods. The private version of ERM (objective perturbation, green) performed worse than BRL with advanced composition as well as BRL with zCDP composition. While directly comparing these to the private ERM is not totally fair since the private ERM (pERM) is ϵ -DP while others are (ϵ, δ) -DP, we show the difference between them in order to contrast the relative gain of our method compared to the existing method.

As shown in Fig. 4, the maximum value is 0.25.

Since there are two perturbations (one for \bar{s}_1 and the other for \bar{s}_2) in each iteration, when we calculate the per-iteration budget using Table 1, we plug in $2J$ instead of the maximum iteration number J . Our VIPS algorithm for Bayesian logistic regression is given in Algorithm 5.

6.3 Experiments with Stroke data

We used the stroke dataset, which was first introduced by (Letham et al., 2014) for predicting the occurrence of a stroke within a year after an atrial fibrillation diagnosis.⁵ There are

5. The authors extracted every patient in the MarketScan Medicaid Multi-State Database (MDCD) with a diagnosis of atrial fibrillation, one year of observation time prior to the diagnosis, and one year of observation time following the diagnosis.

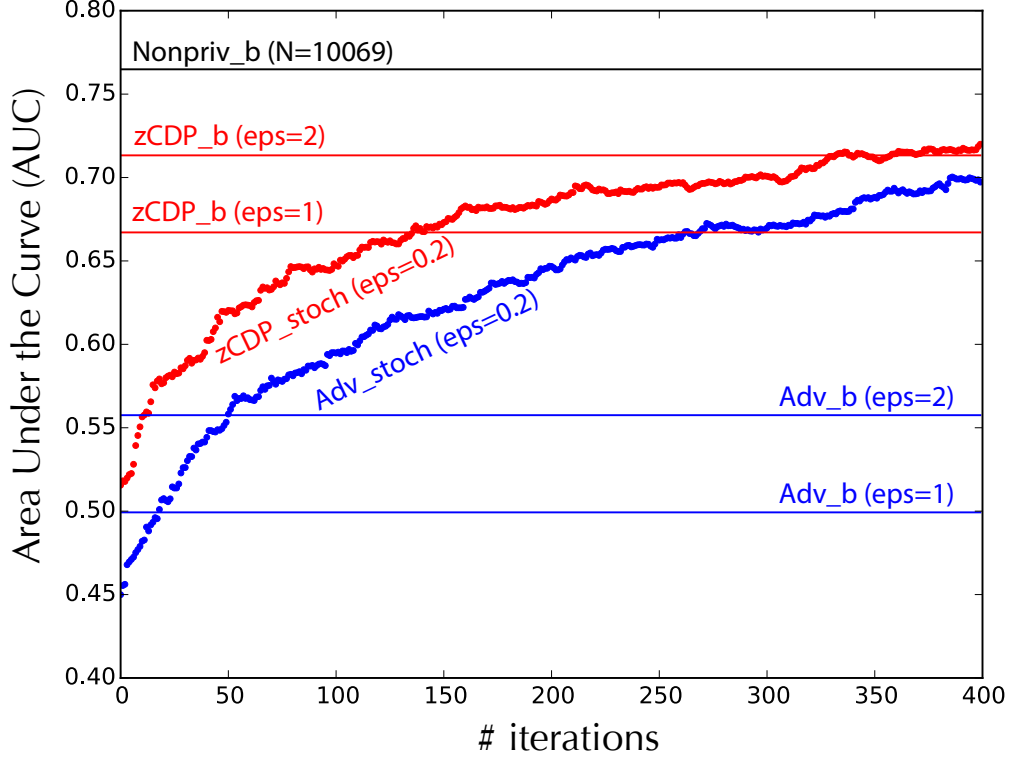


Figure 6: Stroke data. Comparison between batch and stochastic algorithms. The stochastic version given $\epsilon_{tot} = 0.2$ achieves similar prediction accuracy as the batch version given $\epsilon_{tot} = 2$, even if the stochastic version used less than half the data the batch version used. The stochastic version combined with zCDP composition (red dotted line) performs better than that with advanced composition (blue dotted line).

$N = 12,586$ patients in this dataset, and among these patients, 1,786 (14%) had a stroke within a year of the atrial fibrillation diagnosis.

Following Letham et al. (2014), we also considered all drugs and all medical conditions of these patients as candidate predictors. A binary predictor variable is used for indicating the presence or absence of each drug or condition in the longitudinal record prior to the atrial fibrillation diagnosis. In addition, a pair of binary variables is used for indicating age and gender. These totalled $d = 4,146$ unique features for medications and conditions. We randomly shuffled the data to make 5 pairs of training and test sets. For each set, we used 10,069 patients’ records as training data and the rest as test data.

Using this dataset, we first ran our VIPS algorithm in batch mode, i.e., using the entire training data in each iteration, as opposed to using a small subset of data. We also ran the private and non-private empirical risk minimisation (ERM) algorithms (Chaudhuri et al., 2011a), in which we performed 5-fold cross-validation to set the regularisation constant given each training/test pair. As a performance measure, we calculated the Area Under the Curve (AUC) on each test data, given the posteriors over the latent and parameters in

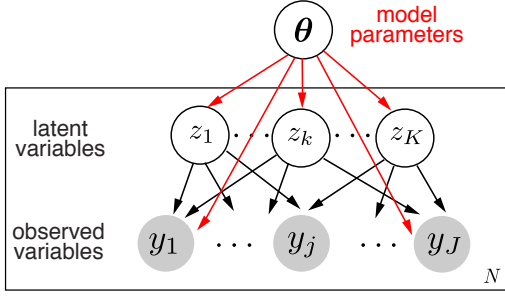


Figure 7: Schematic of the sigmoid belief network. A vector of binary observation $\mathbf{y} = [y_1, \dots, y_J]$ is a function of a vector of binary latent variables $\mathbf{z} = [z_1, \dots, z_K]$ and model parameters such that $p(y_j = 1 | \mathbf{z}, \boldsymbol{\theta}) = \sigma(\mathbf{w}_j^\top \mathbf{z} + c_j)$. The latent variables are also binary such that $p(z_k = 1 | \boldsymbol{\theta}) = \sigma(b_k)$, where $\boldsymbol{\theta} = \{\mathbf{w}, \mathbf{c}, \mathbf{b}\}$.

case of BLR and the parameter estimate in case of ERM. In Fig. 5, we show the mean and 1-standard deviation of the AUCs obtained by each method.

Next, we ran our stochastic VIPS algorithm with a mini-batch size $S = 10$, until the algorithm sees 4000 datapoints (i.e., $J = 400$ iterations). In Fig. 6, we show the median of the AUCs calculated on the 5 test sets, given parameter estimates obtained by each method. Thanks to the privacy amplification effect as well as the refined composition by zCDP, the stochastic version of our method with zCDP composition given a total privacy budget $\epsilon_{tot} = 0.2$ achieves as high prediction accuracy as the batch version of our method given a total privacy budget $\epsilon_{tot} = 2$, although the stochastic version used less than half (i.e., $N = 4000$) the data the batch version used (i.e., $N = 10,069$).

7. VIPS for Sigmoid Belief Networks

As a last example model, we consider the sigmoid belief network (SBN) model, which as first introduced in Neal (1992), for modeling N binary observations in terms of binary hidden variables and some parameters shown as Fig. 7. The complete data-likelihood for the n th observation and latent variables is given by

$$\begin{aligned} p(\mathcal{D}_n, \mathbf{l}_n | \mathbf{m}) &= p(\mathcal{D}_n | \mathbf{l}_n, \mathbf{m}) p(\mathbf{l}_n | \mathbf{m}), \\ &= \prod_{j=1}^J \sigma(\mathbf{w}_j^\top \mathbf{z}_n + c_j) \prod_{k=1}^K \sigma(b_k), \end{aligned} \quad (47)$$

$$= \prod_{j=1}^J \frac{[\exp(\mathbf{w}_j^\top \mathbf{z}_n + c_j)]^{y_{n,j}}}{1 + \exp(\mathbf{w}_j^\top \mathbf{z}_n + c_j)} \prod_{k=1}^K \frac{[\exp(b_k)]^{z_{n,k}}}{1 + \exp(b_k)}, \quad (48)$$

where we view the latent variables $\mathbf{l}_n = \mathbf{z}_n$ and model parameters $\mathbf{m} = \boldsymbol{\theta}$, and each datapoint $\mathcal{D}_n = \mathbf{y}_n$.

Thanks to the Pólya-Gamma data augmentation strategy, we can rewrite the complete-data likelihood from

$$p(\mathbf{z}_n, \mathbf{y}_n | \boldsymbol{\theta}) = \prod_{j=1}^J \frac{[\exp(\psi_{n,j})]^{y_{n,j}}}{1 + \exp(\psi_{n,j})} \prod_{k=1}^K \frac{[\exp(b_k)]^{z_{n,k}}}{1 + \exp(b_k)}, \quad (49)$$

where we denote $\psi_{n,j} = \mathbf{w}_j^\top \mathbf{z}_n + c_j$, to

$$p(\mathbf{y}_n, \mathbf{z}_n | \boldsymbol{\xi}_n^{(0)}, \boldsymbol{\xi}^{(1)}, \boldsymbol{\theta}) \propto \prod_{j=1}^J \exp((y_{n,j} - \frac{1}{2})\psi_{n,j}) \exp(-\frac{\xi_{n,j}^{(0)} \psi_{n,j}^2}{2}) \prod_{k=1}^K \exp((z_{n,k} - \frac{1}{2})b_k) \exp(-\frac{\xi_k^{(1)} b_k^2}{2})$$

where each element of vectors $\boldsymbol{\xi}_i^{(0)} \in \mathbb{R}^J$ and $\boldsymbol{\xi}^{(1)} \in \mathbb{R}^K$ is from $\text{PG}(1, 0)$.

Using the notations $\boldsymbol{\psi}_n \in \mathbb{R}^J$ where $\boldsymbol{\psi}_n = W\mathbf{z}_n + \mathbf{c}$, $W = [\mathbf{w}_1, \dots, \mathbf{w}_J]^\top \in \mathbb{R}^{J \times K}$, and $\mathbf{1}_J$ is a vector of J ones, we obtain

$$p(\mathbf{y}_n, \mathbf{z}_n | \boldsymbol{\xi}_n^{(0)}, \boldsymbol{\xi}^{(1)}, \boldsymbol{\theta}) \propto \exp \left[(\mathbf{y}_n - \frac{1}{2}\mathbf{1}_J)^\top \boldsymbol{\psi}_n - \frac{1}{2} \boldsymbol{\psi}_n^\top \text{diag}(\boldsymbol{\xi}_n^{(0)}) \boldsymbol{\psi}_n + (\mathbf{z}_n - \frac{1}{2}\mathbf{1}_K)^\top \mathbf{b} - \frac{1}{2} \mathbf{b}^\top \text{diag}(\boldsymbol{\xi}^{(1)}) \mathbf{b} \right].$$

The complete-data likelihood given the PG variables provides the exponential family form

$$p(\mathbf{y}_n, \mathbf{z}_n | \boldsymbol{\xi}_n^{(0)}, \boldsymbol{\xi}^{(1)}, \boldsymbol{\theta}) \quad (50)$$

$$\propto \exp \left[(\mathbf{y}_n - \frac{1}{2}\mathbf{1}_J)^\top (W\mathbf{z}_n + \mathbf{c}) - \frac{1}{2} (W\mathbf{z}_n + \mathbf{c})^\top \text{diag}(\boldsymbol{\xi}_n^{(0)}) (W\mathbf{z}_n + \mathbf{c}) + (\mathbf{z}_n - \frac{1}{2}\mathbf{1}_K)^\top \mathbf{b} - \frac{1}{2} \mathbf{b}^\top \text{diag}(\boldsymbol{\xi}^{(1)}) \mathbf{b} \right], \quad (51)$$

$$\propto \exp[\mathbf{n}(\boldsymbol{\theta})^\top \mathbf{s}(\mathbf{y}_n, \mathbf{z}_n, \boldsymbol{\xi}_n^{(0)}, \boldsymbol{\xi}^{(1)})], \quad (52)$$

where the natural parameters and sufficient statistics are given by

$$\mathbf{n}(\boldsymbol{\theta}) = \begin{bmatrix} \mathbf{b} \\ -\frac{1}{2} \text{vec}(\mathbf{b}\mathbf{b}^\top) \\ \mathbf{c} \\ -\frac{1}{2} \text{vec}(\mathbf{c}\mathbf{c}^\top) \\ -\frac{1}{2} \text{vec}(\text{diag}(\mathbf{c})W) \\ \text{vec}(W) \\ -\frac{1}{2} \text{vec}(\text{vec}(W^\top) \text{vec}(W^\top)^\top) \end{bmatrix}, \quad \mathbf{s}(\mathbf{y}_n, \mathbf{z}_n, \boldsymbol{\xi}_n^{(0)}, \boldsymbol{\xi}^{(1)}) = \begin{bmatrix} \mathbf{z}_n - \frac{1}{2}\mathbf{1}_K \\ \text{vec}(\text{diag}(\boldsymbol{\xi}^{(1)})) \\ \mathbf{y}_n - \frac{1}{2}\mathbf{1}_J \\ \text{vec}(\text{diag}(\boldsymbol{\xi}_n^{(0)})) \\ \text{vec}(\boldsymbol{\xi}_n^{(0)} \mathbf{z}_n^\top) \\ \text{vec}(\mathbf{z}_n (\mathbf{y}_n - \frac{1}{2}\mathbf{1}_J)^\top) \\ \text{vec}(\text{diag}(\boldsymbol{\xi}_n^{(0)}) \otimes (\mathbf{z}_n \mathbf{z}_n^\top)) \end{bmatrix}.$$

Now the PG variables form a set of sufficient statistics, which is separated from the model parameters. Similar to logistic regression, in the E-step, we compute the posterior over $\boldsymbol{\xi}$ and \mathbf{z} , and output perturbed expected sufficient statistics. The closed-form update of the posteriors over the PG variables is simply

$$q(\boldsymbol{\xi}_n^{(0)}) = \prod_{j=1}^J q(\xi_{n,j}^{(0)}) = \prod_{j=1}^J \text{PG}(1, \sqrt{\langle (\mathbf{w}_j^\top \mathbf{z}_n + c_j)^2 \rangle_{q(\boldsymbol{\theta})q(\mathbf{z}_n)}}), \quad (53)$$

$$q(\boldsymbol{\xi}^{(1)}) = \prod_{k=1}^K q(\xi_k^{(1)}) = \prod_{k=1}^K \text{PG}(1, \sqrt{\langle b_k^2 \rangle_{q(\boldsymbol{\theta})}}). \quad (54)$$

Algorithm 6 VIPS for Sigmoid Belief Networks

Input: Data \mathcal{D} . Define $\rho_t = (\tau_0 + t)^{-\kappa}$, mini-batch size S , and maximum iterations T

Output: Privatised expected natural parameters $\tilde{\mathbf{n}}$ and expected sufficient statistics $\tilde{\mathbf{s}}$

Compute the per-iteration privacy budget $(\epsilon_{iter}, \delta_{iter})$ using Table 1.

for $t = 1, \dots, T$ **do**

(1) **E-step:** Given expected natural parameters $\bar{\mathbf{n}}$, compute $q(\boldsymbol{\xi}_n^{(0)})$ for $n = 1, \dots, S$.

Given $\bar{\mathbf{n}}$, compute $q(\boldsymbol{\xi}_n^{(1)})$ for $n = 1, \dots, S$.

Given $\bar{\mathbf{n}}$, $q(\boldsymbol{\xi}_n^{(0)})$ and $q(\boldsymbol{\xi}_n^{(1)})$, compute $q(\mathbf{z}_n)$ for $n = 1, \dots, S$.

Perturb $\bar{\mathbf{s}} = \frac{1}{S} \sum_{n=1}^S \langle \mathbf{s}(\mathcal{D}_n, \boldsymbol{\xi}_n^{(0)}, \boldsymbol{\xi}_n^{(1)}) \rangle_{q(\boldsymbol{\xi}_n^{(0)})q(\boldsymbol{\xi}_n^{(1)})q(\mathbf{z})}$ by Appendix B, and output $\tilde{\mathbf{s}}$.

(2) **M-step:** Given $\tilde{\mathbf{s}}$, compute $q(\mathbf{m})$ by $\tilde{\boldsymbol{\nu}}^{(t)} = \boldsymbol{\nu} + N\tilde{\mathbf{s}}$. Set $\tilde{\boldsymbol{\nu}}^{(t)} \leftarrow (1 - \rho_t)\tilde{\boldsymbol{\nu}}^{(t-1)} + \rho_t\tilde{\boldsymbol{\nu}}^{(t)}$.

Using $\tilde{\boldsymbol{\nu}}^{(t)}$, update variational posteriors for hyper-priors by Appendix C, and output

$\tilde{\mathbf{n}} = \langle \mathbf{m} \rangle_{q(\mathbf{m})}$.

end for

And the posterior over the latent variables is given by

$$q(\mathbf{z}) = \prod_{n=1}^N \prod_{k=1}^K q(z_{n,k}) = \text{Bern}(\sigma(d_{n,k})), \quad (55)$$

$$d_{n,k} = \langle b_k \rangle_{q(\boldsymbol{\theta})} + \langle \mathbf{w}_k^\top \mathbf{y}_n \rangle_{q(\boldsymbol{\theta})} - \frac{1}{2} \sum_{j=1}^J (\langle w_{j,k} \rangle_{q(\boldsymbol{\theta})} + \langle \xi_{n,j}^{(0)} \rangle_{q(\boldsymbol{\xi})} [2 \langle \psi_{n,j}^{\setminus k} w_{j,k} \rangle_{q(\boldsymbol{\theta})q(\mathbf{z})} + \langle w_{j,k}^2 \rangle_{q(\boldsymbol{\theta})}]),$$

$$\psi_{n,j}^{\setminus k} = \mathbf{w}_j^\top \mathbf{z}_n - w_{j,k} z_{n,k} + c_j. \quad (56)$$

Now, using $q(\mathbf{z})$ and $q(\boldsymbol{\xi})$, we compute the expected sufficient statistics.

$$\bar{\mathbf{s}}(\mathcal{D}) = \begin{bmatrix} \bar{\mathbf{s}}_1 = \frac{1}{N} \sum_{n=1}^N \mathbf{s}_1(\mathbf{y}_n) \\ \bar{\mathbf{s}}_2 = \frac{1}{N} \sum_{n=1}^N \mathbf{s}_2(\mathbf{y}_n) \\ \bar{\mathbf{s}}_3 = \frac{1}{N} \sum_{n=1}^N \mathbf{s}_3(\mathbf{y}_n) \\ \bar{\mathbf{s}}_4 = \frac{1}{N} \sum_{n=1}^N \mathbf{s}_4(\mathbf{y}_n) \\ \bar{\mathbf{s}}_5 = \frac{1}{N} \sum_{n=1}^N \mathbf{s}_5(\mathbf{y}_n) \\ \bar{\mathbf{s}}_6 = \frac{1}{N} \sum_{n=1}^N \mathbf{s}_6(\mathbf{y}_n) \\ \bar{\mathbf{s}}_7 = \frac{1}{N} \sum_{n=1}^N \mathbf{s}_7(\mathbf{y}_n) \end{bmatrix}, \quad \text{where} \quad \begin{bmatrix} \mathbf{s}_1(\mathbf{y}_n) \\ \mathbf{s}_2(\mathbf{y}_n) \\ \mathbf{s}_3(\mathbf{y}_n) \\ \mathbf{s}_4(\mathbf{y}_n) \\ \mathbf{s}_5(\mathbf{y}_n) \\ \mathbf{s}_6(\mathbf{y}_n) \\ \mathbf{s}_7(\mathbf{y}_n) \end{bmatrix} = \begin{bmatrix} \langle \mathbf{z}_n \rangle - \frac{1}{2} \mathbf{1}_K \\ \text{vec}(\text{diag}(\langle \boldsymbol{\xi}^{(1)} \rangle)) \\ \mathbf{y}_n - \frac{1}{2} \mathbf{1}_J \\ \text{vec}(\text{diag}(\langle \boldsymbol{\xi}_n^{(0)} \rangle)) \\ \text{vec}(\langle \boldsymbol{\xi}_n^{(0)} \rangle \langle \mathbf{z}_n \rangle^\top) \\ \text{vec}(\langle \mathbf{z}_n \rangle (\mathbf{y}_n - \frac{1}{2} \mathbf{1}_J)^\top) \\ \text{vec}(\text{diag}(\langle \boldsymbol{\xi}_n^{(0)} \rangle) \otimes (\langle \mathbf{z}_n \mathbf{z}_n^\top \rangle)) \end{bmatrix}.$$

Using the variational posterior distributions in the E-step, we perturb and output each sufficient statistic. See Appendix B for the descriptions on how we perturbed each of these expected sufficient statistics.

While running the stochastic variational inference algorithm (Algorithm 6) for T iterations, we need to perturb (1) $\bar{\mathbf{s}}_1, \bar{\mathbf{s}}_3, \bar{\mathbf{s}}_4, \bar{\mathbf{s}}_5, \bar{\mathbf{s}}_6$ T times; (3) each coordinate of $\bar{\mathbf{s}}_2$ T times (for K coordinates); and (4) each matrix of $\bar{\mathbf{s}}_7$ T times (for J matrices). This means, we need to divide our privacy budget into $(5 + J + K)T$ perturbations. As before, we calculate the per-perturbation privacy budget under this scenario using Table 1.

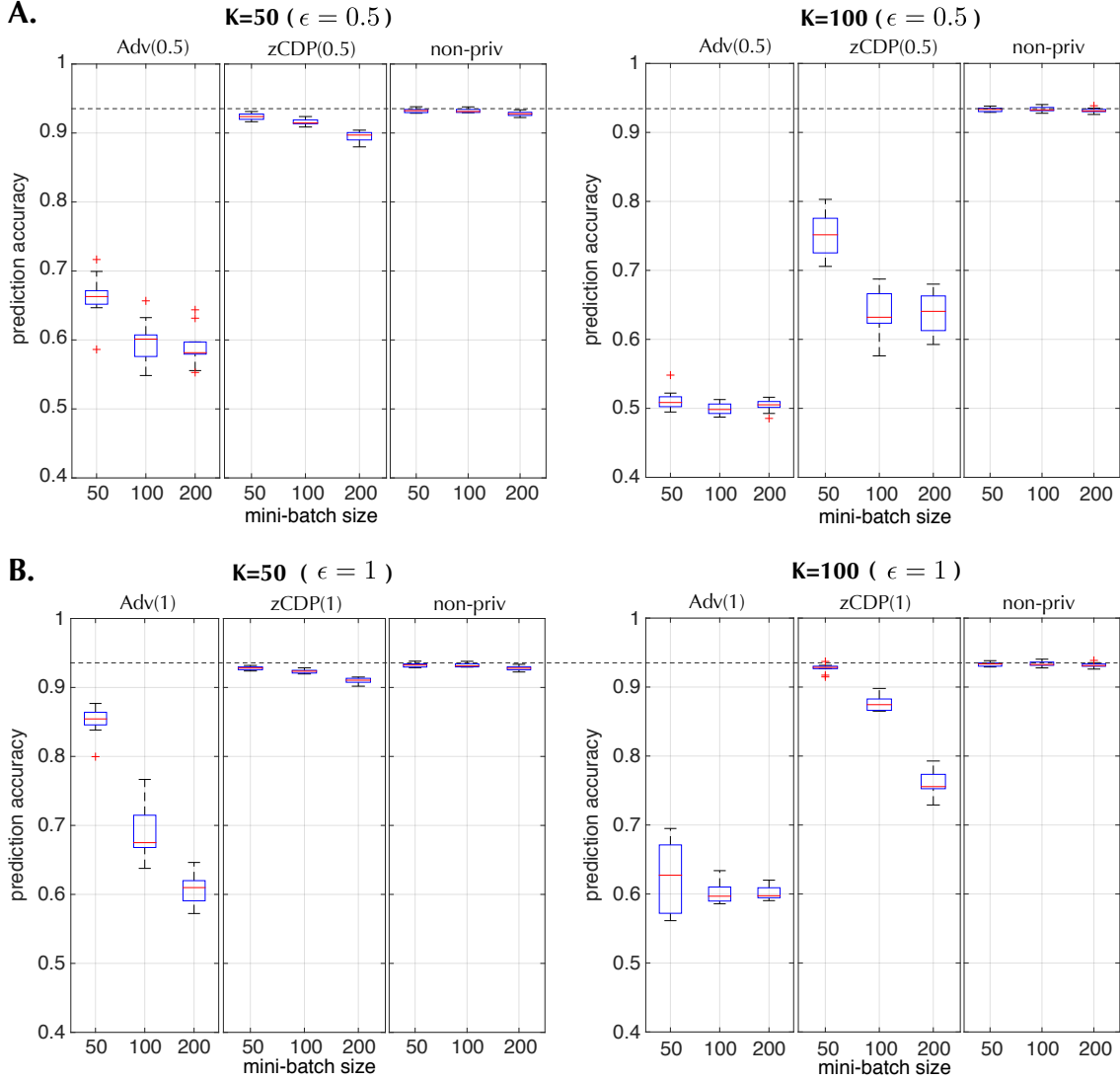


Figure 8: Prediction accuracy (binarised version of MNIST dataset). **A:** The non-private version (right most box) achieves higher prediction accuracy under the SBN model with $K = 100$ hidden units (left) than under the model with $K = 50$ hidden units (right). The private versions (left and middle boxes) with a fixed total privacy budget $\epsilon_{tot} = 0.5$ (written in each parenthesis) perform better when the mini-batch size is smaller. The private version with Advanced composition (left most box) performs worse than that with zCDP composition (middle box) regardless of the number of hidden units. Our method with zCDP composition (middle box) performs better with less number of hidden units. **B:** With $\epsilon_{tot} = 1$, our method (middle boxes) performs as good as the non-private version when $S = 50$ and performs worse as the mini-batch size increases.

While any conjugate priors are acceptable, following Gan et al. (2015), we put three parameter beta normal (TPBN) prior for W

$$W_{j,k} \sim \mathcal{N}(0, \zeta_{j,k}), \zeta_{j,k} \sim \text{Gam}(\frac{1}{2}, \xi_{j,k}), \xi_{j,k} \sim \text{Gam}(\frac{1}{2}, \phi_k), \phi_k \sim \text{Gam}(0.5, \omega), \omega \sim \text{Gam}(0.5, 1)$$

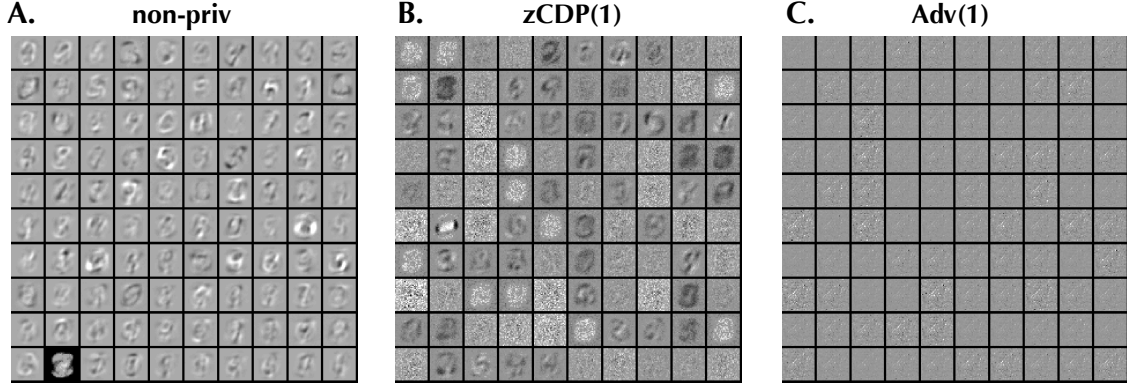


Figure 9: Estimated weight matrices (binarised version of MNIST dataset) for $K = 100$ and mini-batch size $S = 50$. **A**: The posterior mean of W under the non-private algorithm. Each image shows each reshaped column of W (reshaped as 28×28 , which is the same as the size of each image). We can easily identify the style of hand-written digits as well as the digits themselves in the training data. **B**: The posterior mean of W under our VIPS algorithm with zCDP composition. Many of the columns are hard to identify, due to the noise addition step in our algorithm. However, in some columns, we can vaguely identify the style of hand-written digits and the digits themselves in the training data. **C**: The posterior mean of W under our VIPS algorithm with Adv composition. Almost all the columns are hard to identify, due to the significant noise addition.

to induce sparsity, and isotropic normal priors for \mathbf{b} and \mathbf{c} : $\mathbf{b} \sim \mathcal{N}(0, \nu_b I_K)$, $\mathbf{c} \sim \mathcal{N}(0, \nu_c I_J)$, assuming these hyperparameters are set such that the prior is broad. The M-step updates for the variational posteriors for the parameters as well as for the hyper-parameters are given in Appendix C. It is worth noting that these posterior updates for the hyper-parameters are one step away from the data, meaning that the posterior updates for the hyper-parameters are functions of variational posteriors that are already perturbed due to the perturbations in the expected natural parameters and expected sufficient statistics. Hence, we do not need any additional perturbation in the posteriors for the hyper-parameters.

7.1 Experiments with MNIST data

We tested our VIPS algorithm for the SBN model on the MNIST digit dataset which contains 60,000 training images of ten handwritten digits (0 to 9), where each image consists of 28×28 pixels. For our experiment, we considered a one-hidden layer SBN with two different numbers⁶ of hidden units, $K = \{50, 100\}$. We tested two different total privacy budget $\epsilon_{tot} = \{0.5, 1\}$ for zCDP and Advanced compositions. We varied the mini-batch size $S = \{50, 100, 200\}$. We tested the non-private version of VIPS as well as the private versions with Adv and zCDP compositions, where each algorithm ran for 10 times with a different seed number.

6. We chose these two numbers since when K is larger than 100, the variational lower bound on the test data, shown in Figure 2 in (Gan et al., 2015), does not increase significantly.

As a performance measure, we calculated the pixel-wise prediction accuracy by first converting the pixels of reconstructed images into probabilities (between 0 and 1); then converting the probabilities into binary variables; and averaging the squared distances between the predicted binary variables and the test images. In each seed number, we selected 100 randomly selected test images from 10,000 test datapoints. Fig. 8 shows the performance of each method in terms of prediction accuracy. Fig. 9 shows the estimated weight matrices obtained by each method.

8. Discussion

We have developed a practical privacy-preserving VB algorithm which outputs accurate and privatized expected sufficient statistics and expected natural parameters. Our approach uses the zCDP composition analysis combined with the privacy amplification effect due to subsampling of data, which significantly decrease the amount of additive noise for the same expected privacy guarantee compared to the standard analysis. Our methods show how to perform variational Bayes inference in private settings, not only for the conjugate exponential family models but also for non-conjugate models with binomial likelihoods using the Polyá Gamma data augmentation. We illustrated the effectiveness of our algorithm on three real-world datasets.

The private VB algorithms for the latent Dirichlet allocation (LDA), Bayesian logistic regression (BLR), and sigmoid belief network (SBN) models we discussed are just a few examples of a much broader class of models to which our private VB framework applies. Our positive empirical results with VB indicate that these ideas are also likely to be beneficial for privatizing many other iterative machine learning algorithms. In future work, we plan to apply this general framework to other inference methods for larger and more complicated models such as deep neural networks. More broadly, our vision is that *practical* privacy preserving machine learning algorithms will have a transformative impact on the practice of data science in many real-world applications.

References

- Gilles Barthe, Gian Pietro Farina, Marco Gaboardi, Emilio Jesús Gallego Arias, Andy Gordon, Justin Hsu, and Pierre-Yves Strub. Differentially private Bayesian programming. *CoRR*, abs/1605.00283, 2016. URL <http://arxiv.org/abs/1605.00283>.
- Raef Bassily, Adam D. Smith, and Abhradeep Thakurta. Private empirical risk minimization: Efficient algorithms and tight error bounds. In *55th IEEE Annual Symposium on Foundations of Computer Science, FOCS 2014, Philadelphia, PA, USA, October 18-21, 2014*, pages 464–473, 2014. doi: 10.1109/FOCS.2014.56. URL <http://dx.doi.org/10.1109/FOCS.2014.56>.
- M. J. Beal. *Variational Algorithms for Approximate Bayesian Inference*. PhD thesis, Gatsby Unit, University College London, 2003.
- David M Blei, Andrew Y Ng, and Michael I Jordan. Latent Dirichlet allocation. *Journal of machine Learning research*, 3(Jan):993–1022, 2003.
- Mark Bun and Thomas Steinke. Concentrated differential privacy: Simplifications, extensions, and lower bounds. *CoRR*, abs/1605.02065, 2016. URL <http://arxiv.org/abs/1605.02065>.
- Kamalika Chaudhuri, Claire Monteleoni, and Anand D. Sarwate. Differentially private empirical risk minimization. *J. Mach. Learn. Res.*, 12:1069–1109, July 2011a. ISSN 1532-4435. URL <http://dl.acm.org/citation.cfm?id=1953048.2021036>.
- Kamalika Chaudhuri, Claire Monteleoni, and Anand D. Sarwate. Differentially private empirical risk minimization. *J. Mach. Learn. Res.*, 12:1069–1109, July 2011b. ISSN 1532-4435. URL <http://dl.acm.org/citation.cfm?id=1953048.2021036>.
- Jon P Daries, Justin Reich, Jim Waldo, Elise M Young, Jonathan Whittinghill, Andrew Dean Ho, Daniel Thomas Seaton, and Isaac Chuang. Privacy, anonymity, and big data in the social sciences. *Communications of the ACM*, 57(9):56–63, 2014.
- A. P. Dempster, N. M. Laird, and D. B. Rubin. Maximum likelihood from incomplete data via the EM algorithm. *Journal of the Royal Statistical Society. Series B (Methodological)*, 39(1):1–38, 1977. ISSN 00359246. URL <http://www.jstor.org/stable/2984875>.
- Christos Dimitrakakis, Blaine Nelson, Aikaterini Mitrokotsa, and Benjamin IP Rubinstein. Robust and private Bayesian inference. In *Algorithmic Learning Theory (ALT)*, pages 291–305. Springer, 2014.
- C. Dwork and G. N. Rothblum. Concentrated Differential Privacy. *ArXiv e-prints*, March 2016.
- Cynthia Dwork and Aaron Roth. The algorithmic foundations of differential privacy. *Found. Trends Theor. Comput. Sci.*, 9:211–407, August 2014. ISSN 1551-305X. doi: 10.1561/04000000042. URL <http://dx.doi.org/10.1561/04000000042>.

- Cynthia Dwork, Kunal Talwar, Abhradeep Thakurta, and Li Zhang. Analyze Gauss: optimal bounds for privacy-preserving principal component analysis. In *Symposium on Theory of Computing, STOC 2014, New York, NY, USA, May 31 - June 03, 2014*, pages 11–20, 2014. doi: 10.1145/2591796.2591883. URL <http://doi.acm.org/10.1145/2591796.2591883>.
- James R. Foulds, Joseph Geumlek, Max Welling, and Kamalika Chaudhuri. On the theory and practice of privacy-preserving bayesian data analysis. *CoRR*, abs/1603.07294, 2016. URL <http://arxiv.org/abs/1603.07294>.
- Zhe Gan, Ricardo Henao, David E. Carlson, and Lawrence Carin. Learning deep sigmoid belief networks with data augmentation. In *Proceedings of the Eighteenth International Conference on Artificial Intelligence and Statistics, AISTATS 2015, San Diego, California, USA, May 9-12, 2015*, 2015.
- Matthew Hoffman, Francis R. Bach, and David M. Blei. Online learning for latent dirichlet allocation. In J. D. Lafferty, C. K. I. Williams, J. Shawe-Taylor, R. S. Zemel, and A. Culotta, editors, *Advances in Neural Information Processing Systems 23*, pages 856–864. Curran Associates, Inc., 2010. URL <http://papers.nips.cc/paper/3902-online-learning-for-latent-dirichlet-allocation.pdf>.
- Matthew D. Hoffman, David M. Blei, Chong Wang, and John Paisley. Stochastic variational inference. *J. Mach. Learn. Res.*, 14(1):1303–1347, May 2013. ISSN 1532-4435. URL <http://dl.acm.org/citation.cfm?id=2567709.2502622>.
- Dirk Husmeier, Richard Dybowski, and Stephen Roberts. *Probabilistic modeling in bioinformatics and medical informatics*. Springer Science & Business Media, 2006.
- J Jälkö, O Dikmen, and A. Honkela. Differentially Private Variational Inference for Non-conjugate Models. *ArXiv e-prints*, 2016.
- Daniel Kifer, Adam Smith, Abhradeep Thakurta, Shie Mannor, Nathan Srebro, and Robert C. Williamson. Private convex empirical risk minimization and high-dimensional regression. In *In COLT*, pages 94–103, 2012.
- Benjamin Letham, Cynthia Rudin, Tyler H. McCormick, and David Madigan. Interpretable classifiers using rules and Bayesian analysis: Building a better stroke prediction model. Department of Statistics Technical Report tr608, University of Washington, 2014.
- Ninghui Li, Wahbeh Qardaji, and Dong Su. On sampling, anonymization, and differential privacy or, k-anonymization meets differential privacy. In *Proceedings of the 7th ACM Symposium on Information, Computer and Communications Security, ASIACCS '12*, pages 32–33, New York, NY, USA, 2012. ACM. ISBN 978-1-4503-1648-4. doi: 10.1145/2414456.2414474. URL <http://doi.acm.org/10.1145/2414456.2414474>.
- Radford M. Neal. Connectionist learning of belief networks. *Artif. Intell.*, 56(1):71–113, July 1992. ISSN 0004-3702. doi: 10.1016/0004-3702(92)90065-6. URL [http://dx.doi.org/10.1016/0004-3702\(92\)90065-6](http://dx.doi.org/10.1016/0004-3702(92)90065-6).

- C Piech, J Huang, Z Chen, C Do, A Ng, and D Koller. Tuned models of peer assessment in MOOCs. In *Proceedings of the 6th International Conference on Educational Data Mining*, pages 153–160, 2013.
- Nicholas G. Polson, James G. Scott, and Jesse Windle. Bayesian inference for logistic models using Polya-gamma latent variables. *Journal of the American Statistical Association*, 108(504):1339–1349, 2013. doi: 10.1080/01621459.2013.829001. URL <http://dx.doi.org/10.1080/01621459.2013.829001>.
- Y.-X. Wang, S. E. Fienberg, and A. Smola. Privacy for Free: Posterior Sampling and Stochastic Gradient Monte Carlo. *ArXiv e-prints*, February 2015.
- Max Welling and Yee W Teh. Bayesian learning via stochastic gradient Langevin dynamics. In *Proceedings of the 28th International Conference on Machine Learning (ICML)*, pages 681–688, 2011.
- Xi Wu, Arun Kumar, Kamalika Chaudhuri, Somesh Jha, and Jeffrey F. Naughton. Differentially private stochastic gradient descent for in-rdbms analytics. *CoRR*, abs/1606.04722, 2016. URL <http://arxiv.org/abs/1606.04722>.
- Zuhe Zhang, Benjamin Rubinstein, and Christos Dimitrakakis. On the differential privacy of Bayesian inference. In *Proceedings of the Thirtieth AAAI Conference on Artificial Intelligence (AAAI)*, 2016.

Appendix A : Variational lower bound with auxiliary variables

The variational lower bound (per-datapoint for simplicity) given by

$$\begin{aligned}\mathcal{L}_n(q(\mathbf{m}), q(\mathbf{l}_n)) &= \int q(\mathbf{m})q(\mathbf{l}_n) \log \frac{p(\mathcal{D}_n|\mathbf{l}_n, \mathbf{m})p(\mathbf{m})p(\mathbf{l}_n)}{q(\mathbf{m})q(\mathbf{l}_n)} d\mathbf{l}_n d\mathbf{m}, \\ &= \int q(\mathbf{m})q(\mathbf{l}_n) \log p(\mathcal{D}_n|\mathbf{l}_n, \mathbf{m}) d\mathbf{l}_n d\mathbf{m} - \text{D}_{KL}(q(\mathbf{m})||p(\mathbf{m})) - \text{D}_{KL}(q(\mathbf{l}_n)||p(\mathbf{l}_n)),\end{aligned}\tag{57}$$

where the first term can be re-written using Eq. 22,

$$\begin{aligned}\int q(\mathbf{m})q(\mathbf{l}_n) \log p(\mathcal{D}_n|\mathbf{l}_n, \mathbf{m}) d\mathbf{l}_n d\mathbf{m} &= -b \log 2 + (y_n - \frac{b}{2}) \langle \mathbf{l}_n \rangle_{q(\mathbf{l}_n)}^\top \langle \mathbf{m} \rangle_{q(\mathbf{m})} \\ &\quad + \int q(\mathbf{m})q(\mathbf{l}_n) \log \int_0^\infty \exp(-\frac{1}{2}\xi_n \mathbf{l}_n^\top \mathbf{m} \mathbf{m}^\top \mathbf{l}_n) p(\xi_n) d\xi_n.\end{aligned}$$

We rewrite the third term using $q(\xi_n)$, the variational posterior distribution for ξ_n ,

$$\begin{aligned}&\int q(\mathbf{m})q(\mathbf{l}_n) \log \int_0^\infty \exp(-\frac{1}{2}\xi_n \mathbf{l}_n^\top \mathbf{m} \mathbf{m}^\top \mathbf{l}_n) p(\xi_n) d\xi_n \\ &= \int q(\mathbf{m})q(\mathbf{l}_n) \log \int_0^\infty q(\xi_n) \exp(-\frac{1}{2}\xi_n \mathbf{l}_n^\top \mathbf{m} \mathbf{m}^\top \mathbf{l}_n) \frac{p(\xi_n)}{q(\xi_n)} d\xi_n, \\ &\geq \int q(\mathbf{m})q(\mathbf{l}_n) \int_0^\infty q(\xi_n) \left[(-\frac{1}{2}\xi_n \mathbf{l}_n^\top \mathbf{m} \mathbf{m}^\top \mathbf{l}_n) + \log \frac{p(\xi_n)}{q(\xi_n)} \right] d\xi_n, \\ &= -\frac{1}{2} \langle \xi_n \rangle_{q(\xi_n)} \langle \mathbf{l}_n^\top \mathbf{m} \mathbf{m}^\top \mathbf{l}_n \rangle_{q(\mathbf{l}_n)q(\mathbf{m})} - \text{D}_{KL}(q(\xi_n)||p(\xi_n)),\end{aligned}\tag{58}$$

which gives us a lower lower bound to the log likelihood,

$$\begin{aligned}\mathcal{L}_n(q(\mathbf{m}), q(\mathbf{l}_n)) &\geq \mathcal{L}_n(q(\mathbf{m}), q(\mathbf{l}_n), q(\xi_n)) \\ &:= -b \log 2 + (y_n - \frac{b}{2}) \langle \mathbf{l}_n \rangle_{q(\mathbf{l}_n)}^\top \langle \mathbf{m} \rangle_{q(\mathbf{m})} - \frac{1}{2} \langle \xi_n \rangle_{q(\xi_n)} \langle \mathbf{l}_n^\top \mathbf{m} \mathbf{m}^\top \mathbf{l}_n \rangle_{q(\mathbf{l}_n)q(\mathbf{m})}, \\ &\quad - \text{D}_{KL}(q(\xi_n)||p(\xi_n)) - \text{D}_{KL}(q(\mathbf{m})||p(\mathbf{m})) - \text{D}_{KL}(q(\mathbf{l}_n)||p(\mathbf{l}_n)),\end{aligned}\tag{59}$$

which implies that

$$\begin{aligned}&\int q(\mathbf{m})q(\mathbf{l}_n)q(\xi_n) \log p(\mathcal{D}_n|\mathbf{l}_n, \xi_n, \mathbf{m}) \\ &= -b \log 2 + (y_n - \frac{b}{2}) \langle \mathbf{l}_n \rangle_{q(\mathbf{l}_n)}^\top \langle \mathbf{m} \rangle_{q(\mathbf{m})} - \frac{1}{2} \langle \xi_n \rangle_{q(\xi_n)} \langle \mathbf{l}_n^\top \mathbf{m} \mathbf{m}^\top \mathbf{l}_n \rangle_{q(\mathbf{l}_n)q(\mathbf{m})}.\end{aligned}\tag{60}$$

Appendix B : Perturbing expected sufficient statistics in SBNs

Using the variational posterior distributions in the E-step, we perturb and output each sufficient statistic by

- For perturbing \bar{s}_1 , we perturb $A = \frac{1}{N} \sum_{n=1}^N \langle \mathbf{z}_n \rangle$, by $\tilde{A} = A + (Y_1, \dots, Y_K)$, where $Y_i \sim^{i.i.d.} \mathcal{N}(0, \sigma^2)$, $\sigma \geq c\Delta A/\epsilon_{iter}$ and $c^2 > 2 \log(1.25/\delta_{iter})$

$$\begin{aligned} \Delta A &= \max_{|\mathcal{D}-\tilde{\mathcal{D}}|=1} |A(\mathcal{D}) - A(\tilde{\mathcal{D}})|_2 = \max_{\mathbf{y}_n, \mathbf{y}'_n, q(\mathbf{z}_n), q(\mathbf{z}'_n)} \left| \frac{1}{N} \sum_{n=1}^N \langle \mathbf{z}_n \rangle - \frac{1}{N} \sum_{n=1}^N \langle \mathbf{z}'_n \rangle \right|_2, \\ &= \max_{\mathbf{y}_n, \mathbf{y}'_n, q(\mathbf{z}_n), q(\mathbf{z}'_n)} \frac{1}{N} \sqrt{\sum_{k=1}^K (\sigma(d_{n,k}) - \sigma(d'_{n,k}))^2} \leq \frac{\sqrt{K}}{N}, \end{aligned} \quad (61)$$

since \mathbf{z}_n is a vector of Bernoulli random variables (length K) and the mean of each element is $\sigma(d_{n,k})$ as given in Eq. 55.

- For perturbing \tilde{s}_2 , we perturb $B = \langle \xi^{(1)} \rangle$, the part before taking diag and vec operations. $\tilde{B} = B + (Y_1, \dots, Y_K)$, where $Y_k \sim \mathcal{N}(0, \sigma_k^2)$, $\sigma_k \geq c\Delta B/\epsilon_{iter}$ and $c^2 > 2 \log(1.25/\delta_{iter})$. Here, $\Delta B \leq 0.25$ as shown in Fig. 4.
- For perturbing \bar{s}_3 , we perturb $C = \frac{1}{N} \sum_{n=1}^N \mathbf{y}_n$, by $\tilde{C} = C + (Y_1, \dots, Y_J)$, where $Y_i \sim^{i.i.d.} \mathcal{N}(0, \sigma^2)$, $\sigma \geq c\Delta C/\epsilon_{iter}$ and $c^2 > 2 \log(1.25/\delta_{iter})$

$$\Delta C = \max_{|\mathcal{D}-\tilde{\mathcal{D}}|=1} |C(\mathcal{D}) - C(\tilde{\mathcal{D}})|_2 = \max_{\mathbf{y}_n, \mathbf{y}'_n} \frac{1}{N} |\mathbf{y}_n - \mathbf{y}'_n|_2 \leq \frac{\sqrt{J}}{N}, \quad (62)$$

since \mathbf{y}_n is a binary vector of length J . Note that when performing the batch optimisation, we perturb \bar{s}_3 only once, since this quantity remains the same across iterations. However, when the stochastic optimisation, we perturb \bar{s}_3 in every iteration, since the new mini-batch of data is selected in every iteration.

- For perturbing \tilde{s}_4 , we perturb $D = \frac{1}{N} \sum_{n=1}^N \langle \xi_n^{(0)} \rangle$, the part before taking diag and vec operations. $\tilde{D} = D + (Y_1, \dots, Y_J)$, where $Y_j \sim^{i.i.d.} \mathcal{N}(0, \sigma^2)$, $\sigma \geq c\Delta D/\epsilon_{iter}$ and $c^2 > 2 \log(1.25/\delta_{iter})$.

$$\Delta D = \max_{|\mathcal{D}-\tilde{\mathcal{D}}|=1} |D(\mathcal{D}) - D(\tilde{\mathcal{D}})|_2 \leq \frac{\sqrt{J}}{4N}. \quad (63)$$

- For \tilde{s}_5 , we perturb $E = \frac{1}{N} \sum_{n=1}^N \langle \xi_n^{(0)} \rangle \langle \mathbf{z}_n \rangle^\top$, by $\tilde{E} = E + (Y_{1,1}, \dots, Y_{J,K})$, where $Y_{j,k} \sim^{i.i.d.} \mathcal{N}(0, \sigma^2)$, $\sigma \geq c\Delta E/\epsilon_{iter}$ and $c^2 > 2 \log(1.25/\delta_{iter})$.

$$\begin{aligned} \Delta E &= \max_{|\mathcal{D}-\tilde{\mathcal{D}}|=1} |E(\mathcal{D}) - E(\tilde{\mathcal{D}})|_2, \\ &= \max_{\mathbf{y}_n, \mathbf{y}'_n, q(\mathbf{z}_n), q(\mathbf{z}'_n), q(\xi_n), q(\xi'_n)} \frac{1}{N} \sqrt{\sum_{k=1}^K \sum_{j=1}^J ((\xi_{n,j}^{(0)}) \langle \mathbf{z}_{n,k} \rangle - (\xi'_{n,j})' \langle \mathbf{z}_{n,k} \rangle')^2} \leq \frac{\sqrt{JK}}{4N}. \end{aligned} \quad (64)$$

- For $\tilde{\mathbf{s}}_6$, we can use the noisy $\tilde{\mathbf{s}}_1$ for the second term, but perturb only the first term $F = \frac{1}{N} \sum_{n=1}^N \mathbf{y}_n \langle \mathbf{z}_n \rangle^\top$. This term in fact will appear in the M-step, as J separate terms where each term is $F_j = \frac{1}{N} \sum_{n=1}^N \mathbf{y}_{n,j} \langle \mathbf{z}_n \rangle$ (see the mean update for W), where $F_j \in \mathbb{R}^K$. We perturb the entire matrix $F \in \mathbb{R}^{K \times J}$ by $\tilde{F} = F + (Y_{1,1}, \dots, Y_{J,K})$, where $Y_{j,k} \sim i.i.d. \mathcal{N}(0, \sigma^2)$, $\sigma \geq c\Delta F / \epsilon_{iter}$ and $c^2 > 2 \log(1.25/\delta_{iter})$.

$$\begin{aligned} \Delta F &= \max_{|\mathcal{D}-\tilde{\mathcal{D}}|=1} |F(\mathcal{D}) - F(\tilde{\mathcal{D}})|_2, \\ &= \max_{\mathbf{y}_n, \mathbf{y}'_n, q(\mathbf{z}_n), q(\mathbf{z}'_n)} \frac{1}{N} \sqrt{\sum_{k=1}^K \sum_{j=1}^J (\mathbf{y}_{n,j} \langle \mathbf{z}_{n,k} \rangle - \mathbf{y}'_{n,j} \langle \mathbf{z}_{n,k} \rangle')^2} \leq \frac{\sqrt{JK}}{N}. \end{aligned} \quad (65)$$

- This term $\tilde{\mathbf{s}}_7$ will appear in the M-step, as J separate matrices where each matrix is $G_j = \frac{1}{N} \sum_{n=1}^N \langle \boldsymbol{\xi}_{n,j}^{(0)} \rangle \langle \mathbf{z}_n \mathbf{z}_n^\top \rangle$ (see the covariance update for W), where $G_j \in \mathbb{R}^{K \times K}$. For perturbing each symmetric positive definite matrix G_j , we follow the Analyze Gauss (AG) algorithm, which provides $(\epsilon_{iter}, \delta_{iter})$ -DP. We first draw Gaussian random variables

$$\eta \sim \mathcal{N}(0, \beta I_{K(K+1)/2}), \quad (66)$$

where $\beta = 2 \log(1.25/\delta_{iter})(\Delta G_j)^2 / (\epsilon_{iter})^2$. Using \mathbf{z} , we construct a upper triangular matrix (including diagonal), then copy the upper part to the lower part so that the resulting matrix Z becomes symmetric. Then, we add this noisy matrix to the covariance matrix

$$\tilde{G}_j = G_j + Z. \quad (67)$$

The perturbed covariance might not be positive definite. In such case, we project the negative eigenvalues to some value near zero to maintain positive definiteness of the covariance matrix. The sensitivity of E_j is given by

$$\begin{aligned} \Delta G_j &= \max_{|\mathcal{D}-\tilde{\mathcal{D}}|=1} |G_j(\mathcal{D}) - G_j(\tilde{\mathcal{D}})|_2, \\ &= \max_{\mathbf{y}_n, \mathbf{y}'_n} \left| \frac{1}{N} \sum_{n=1}^N \langle \boldsymbol{\xi}_{n,j}^{(0)} \rangle \langle \mathbf{z}_n \mathbf{z}_n^\top \rangle - \frac{1}{N} \sum_{n=1}^N \langle \boldsymbol{\xi}'_{n,j} \rangle \langle \mathbf{z}'_n \mathbf{z}'_n{}^\top \rangle \right|_2, \\ &= \max_{\mathbf{y}_n, \mathbf{y}'_n} \frac{1}{N} \sqrt{\sum_{k=1}^K \sum_{k'=1}^K (\langle \boldsymbol{\xi}_{n,j}^{(0)} \rangle \langle \mathbf{z}_{n,k} \mathbf{z}_{n,k'} \rangle - \langle \boldsymbol{\xi}'_{n,j} \rangle \langle \mathbf{z}'_{n,k} \mathbf{z}'_{n,k'} \rangle)^2} \leq \frac{K}{4N}. \end{aligned} \quad (68)$$

Appendix C: M-step updates in SBNs

The M-step updates are given below (taken from (Gan et al., 2015)):

- $q(W) = \prod_{j=1}^J q(\mathbf{w}_j)$, and $q(\mathbf{w}_j) = \mathcal{N}(\mu_j, \Sigma_j)$, where

$$\Sigma_j = \left[\sum_{n=1}^N \langle \xi_{n,j}^{(0)} \rangle_{q(\xi)} \langle \mathbf{z}_n \mathbf{z}_n^\top \rangle + \text{diag}(\langle \zeta_j^{-1} \rangle_{q(\zeta)}) \right]^{-1}$$

$$\mu_j = \Sigma_j \left[\sum_{n=1}^N (\mathbf{y}_{n,j} - \frac{1}{2} - \langle c_j \rangle_{q(\theta)} \langle \xi_{n,j}^{(0)} \rangle_{q(\xi)}) \langle \mathbf{z}_n \rangle_{q(\mathbf{z})} \right].$$

where we replace $\frac{1}{N} \sum_{n=1}^N \langle \xi_{n,j}^{(0)} \rangle_{q(\xi)} \langle \mathbf{z}_n \mathbf{z}_n^\top \rangle$, $\frac{1}{N} \sum_{n=1}^N \mathbf{y}_{n,j} \langle \mathbf{z}_n \rangle_{q(\mathbf{z})}$, $\frac{1}{N} \sum_{n=1}^N \langle \mathbf{z}_n \rangle_{q(\mathbf{z})}$, and $\frac{1}{N} \sum_{n=1}^N \langle \xi_{n,j}^{(0)} \rangle_{q(\xi)} \langle \mathbf{z}_n \rangle_{q(\mathbf{z})}$, with perturbed expected sufficient statistics.

- $q(\mathbf{b}) = \mathcal{N}(\mu_{\mathbf{b}}, \Sigma_{\mathbf{b}})$, where

$$\Sigma_{\mathbf{b}} = \left[\frac{1}{\nu_b} I + N \text{diag}(\langle \xi^{(1)} \rangle) \right]^{-1}, \quad (69)$$

$$\mu_{\mathbf{b}} = \Sigma_{\mathbf{b}} \left[\sum_{n=1}^N (\langle \mathbf{z}_n \rangle - \frac{1}{2} \mathbf{1}_K) \right], \quad (70)$$

where we replace $\langle \xi^{(1)} \rangle$ and $\frac{1}{N} \sum_{n=1}^N \langle \mathbf{z}_n \rangle_{q(\mathbf{z})}$ with perturbed expected sufficient statistics.

- $q(\mathbf{c}) = \mathcal{N}(\mu_{\mathbf{c}}, \Sigma_{\mathbf{c}})$, where

$$\Sigma_{\mathbf{c}} = \left[\frac{1}{\nu_c} I + \text{diag}(\sum_{n=1}^N \langle \xi_n^{(0)} \rangle) \right]^{-1}, \quad (71)$$

$$\mu_{\mathbf{c}} = \Sigma_{\mathbf{c}} \left[\sum_{n=1}^N (\mathbf{y}_n^\top - \frac{1}{2} \mathbf{1}_J^\top - \frac{1}{2} \text{diag}(\langle \xi_n^{(0)} \rangle \langle \mathbf{z}_n \rangle^\top \langle W \rangle^\top)) \right], \quad (72)$$

where we replace $\frac{1}{N} \sum_{n=1}^N \langle \xi_n^{(0)} \rangle$, $\frac{1}{N} \sum_{n=1}^N \mathbf{y}_n$, and $\frac{1}{N} \sum_{n=1}^N \langle \xi_n^{(0)} \rangle \langle \mathbf{z}_n \rangle^\top$ with perturbed expected sufficient statistics.

- TPBN shrinkage priors:

$$q(\zeta_{j,k}) = \mathcal{GIG}(0, 2\langle \xi_{j,k} \rangle_{q(\xi)}, \langle w_{j,k}^2 \rangle_{q(\theta)}), \quad q(\xi_{j,k}) = \text{Gam}(1, \langle \zeta_{j,k} \rangle_{q(\zeta)})$$

$$q(\phi_k) = \text{Gam}(\frac{J}{2} + \frac{1}{2}, \langle \omega \rangle_{q(\omega)} + \sum_{j=1}^J \langle \xi_{j,k} \rangle_{q(\xi)}), \quad q(\omega) = \text{Gam}(\frac{K}{2} + \frac{1}{2}, 1 + \sum_{k=1}^K \langle \phi_k \rangle_{q(\phi)}).$$

When updating these TPBN shrinkage priors, we first calculate $q(\zeta_{j,k})$ using a data-independent initial value for $2\langle \xi_{j,k} \rangle_{q(\xi)}$ and noised-up $\langle w_{j,k}^2 \rangle_{q(\theta)}$ (since $q(c)$ is perturbed). Using this perturbed $q(\zeta_{j,k})$, we calculate $q(\xi_{j,k})$. Then, using $q(\xi_{j,k})$, we calculate $q(\phi_k)$ with some data-independent initial value for $\langle \omega \rangle_{q(\omega)}$. Then, finally, we update $q(\omega)$ using $q(\phi_k)$. In this way, these TPBN shrinkage priors are noised-up.