

# TRANSLATING SOLUTIONS TO THE GAUSS CURVATURE FLOW WITH FLAT SIDES

KYEONGSU CHOI, PANAGIOTA DASKALOPOULOS, AND KIAHM LEE

**ABSTRACT.** We derive local  $C^2$  estimates for complete non-compact translating solitons of the Gauss curvature flow in  $\mathbb{R}^3$  which are graphs over a convex domain  $\Omega$ . This is closely related to deriving local  $C^{1,1}$  estimates for the degenerate Monge-Ampère equation. As a result, given a weakly convex bounded domain  $\Omega$ , we establish the existence of a  $C_{\text{loc}}^{1,1}$  translating soliton. In particular, when the boundary  $\partial\Omega$  has a line segment, we show the existence of flat sides of the translator from a local a priori non-degeneracy estimate near the free-boundary.

## 1. INTRODUCTION

We recall that an one-parameter family of immersions  $F : M^n \times (0, T) \rightarrow \mathbb{R}^{n+1}$  is a solution of the Gauss curvature flow, if for each  $t \in (0, T)$ ,  $F(M^n, t) = \Sigma_t$  is a complete convex hypersurface embedded in  $\mathbb{R}^{n+1}$  satisfying

$$(1.1) \quad \frac{\partial}{\partial t} F(p, t) = K(p, t) \vec{n}(p, t)$$

where  $K(p, t)$  and  $\vec{n}(p, t)$  are the Gauss curvature and the interior unit vector of  $\Sigma_t$  at the point  $F(p, t)$ , respectively.

In this paper, we consider a translating solution  $\Sigma_t$  to the Gauss curvature flow in  $\mathbb{R}^3$  satisfying

$$\Sigma_t = \Sigma + ct \vec{e}_3 =: \{Y + ct \vec{e}_3 \in \mathbb{R}^3 : Y \in \Sigma\},$$

where  $\vec{e}_3 = (0, 0, 1)$  and the *speed*  $c$  is a constant, and  $\Sigma$  is a complete convex hypersurface embedded in  $\mathbb{R}^3$ . We observe that there exist a convex open set  $\Omega \subset \mathbb{R}^2$  and a convex function  $u : \Omega \rightarrow \mathbb{R}$  satisfying

$$\Sigma \text{ is the boundary of } \{(x, t) : x \in \Omega, t \geq u(x)\}.$$

By the result in [21], the set  $\Omega$  must be *bounded*. If  $\mathcal{A}(\Omega)$  denotes the area of  $\Omega$ , it follows that  $u$  is a smooth function satisfying

$$(1.2) \quad \begin{cases} \frac{\det D^2 u}{(1 + |Du|^2)^{\frac{3}{2}}} = \frac{2\pi}{\mathcal{A}(\Omega)} & \text{in } \Omega, \\ \lim_{x \rightarrow \partial\Omega} |Du|(x) = +\infty & \text{on } \partial\Omega. \end{cases}$$

Conversely, given an open bounded convex set  $\Omega \subset \mathbb{R}^2$ , there exists a solution  $u : \Omega \rightarrow \mathbb{R}$  of (1.2), and any two solutions differ by a constant. (See [21] and Theorem 4.8 in [20]). Hence, given a translator  $\Sigma$  in  $\mathbb{R}^3$  of the Gauss curvature flow, there exists an open bounded convex set  $\Omega \in \mathbb{R}^2$  such that  $\Sigma$  converges to the cylinder  $\partial\Omega \times \mathbb{R}$ , and the immersion  $F : M^2 \rightarrow \mathbb{R}^3$  of  $F(M^2) = \Sigma$  satisfies

$$(*) \quad K(p) = \frac{2\pi}{\mathcal{A}(\Omega)} \langle \vec{n}(p), \vec{e}_3 \rangle.$$

We recall the result of John Urbas in [21].

**Theorem 1.1** (Urbas). *Given an open bounded convex domain  $\Omega \subset \mathbb{R}^2$ , there exists a convex solution  $u : \Omega \rightarrow \mathbb{R}$  satisfying (1.2), and it is unique up to addition by a constant. In particular, if for each  $x_0 \in \partial\Omega$ , there exists a ball  $B \subset \mathbb{R}^2$  satisfying  $\Omega \subset B$  and  $x_0 \in \partial B$ , then the solution  $u$  is a smooth function satisfying*

$$\lim_{x \rightarrow \partial\Omega} u(x) = +\infty.$$

This result guarantees that there exists a unique  $C^1$  translator  $\Sigma = \partial\{(x, t) : x \in \Omega, t \geq u(x)\}$  for any open bounded convex domain  $\Omega$ . Also, if  $\Omega$  is a *uniformly convex* domain, then  $\Sigma$  is *strictly convex*, and thus  $C^\infty$  smooth by standard estimates. However, if  $\Omega$  is weakly convex, then  $\Sigma$  may not be strictly convex on the boundary of  $\Omega$ . Richard Hamilton conjectured that if  $\Omega$  is a *square*, then  $\Sigma$  has *flat sides* on the boundary of  $\Omega$ . This is shown in the next picture.

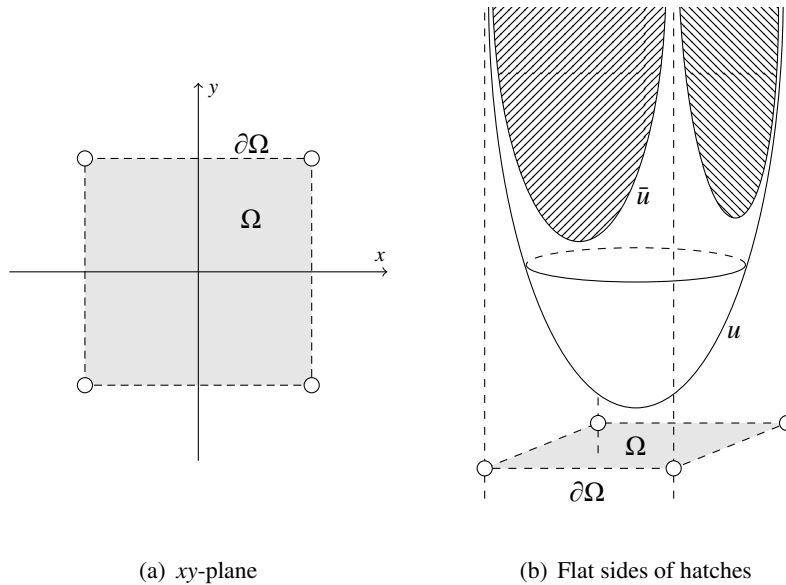


FIGURE 1. Translator  $\Sigma$  on a square

The above picture describes that in the case that  $\Omega$  is the square and  $L$  is one of the edges of  $\partial\Omega$ , for any  $x_0 \in L$  the limit  $\bar{u}(x_0) := \lim_{x \rightarrow x_0} u(x)$  exists and defines a function  $\bar{u} : L \rightarrow \mathbb{R}$  whose graph is the boundary of one of the flat sides.

The main result in this paper concerns with the general case of translators in  $\mathbb{R}^3$  with flat sides and in particular provides the proof of Hamilton's conjecture and establishes the *optimal regularity* of the translator in this degenerate case. The result is given for surface solutions in  $\mathbb{R}^3$  but it can be generalized in higher dimensions under certain constraints. See the discussion at the end of this section for further remarks about the higher dimensional case.

**Theorem 1.2.** *Let  $\Omega$  be a convex open bounded domain in  $\mathbb{R}^2$ , and let  $u$  be a solution to (1.2) on  $\Omega$ . Then, the corresponding solution  $\Sigma$  to (\*) is of class  $C_{loc}^{1,1}$ .*

*Suppose that the boundary  $\partial\Omega$  contains a line segment  $L = \{tp + (1-t)q : p, q \in \partial\Omega, t \in (0, 1)\}$ . Then, there exists a function  $\bar{u} : L \rightarrow \mathbb{R}$  such that*

$$\bar{u}(x_0) = \lim_{x \rightarrow x_0} u(x).$$

The Gauss curvature flow was first introduced by Firey in [15], where he showed that a closed strictly convex and centrally symmetric solution in  $\mathbb{R}^3$  converges to a round point. In [19] Tso established the existence of closed and strictly convex solutions in  $\mathbb{R}^{n+1}$  and showed that it converges to a point. Andrews [3] extended Tso's result to the flow by positive powers of the Gauss curvature, namely a strictly convex closed solution, to the  $\alpha$ -Gauss curvature flow  $\partial_t F = K^\alpha \vec{n}$ .

The asymptotic behavior of strictly convex closed solutions has been widely studied. In the affine-invariant case  $\alpha = \frac{1}{n+2}$ , Calabi [7] showed that closed self-similar solutions are ellipsoids, and Andrews [1] established the convergence of rescaled solutions to the ellipsoids. In the higher power case  $\alpha > \frac{1}{n+2}$ , the convergence of rescaled solutions to the round spheres was established by Chow [11] for  $\alpha = \frac{1}{n}$ , Andrews [2] for  $\alpha = 1$  and  $n = 2$ , and Andrews-Chen [4] for  $\alpha \in (\frac{1}{2}, 1)$  and  $n = 2$ .

Recently, Guan-Ni [16] showed the convergence of the rescaled flows to closed self-similar solutions for  $\alpha = 1$  and  $n \geq 2$ , and jointly with Andrews [5] they extended the result for  $\alpha > \frac{1}{n+2}$ . The uniqueness of strictly convex closed solutions was proven by Choi-Daskalopoulos [9] for  $\frac{1}{n} < \alpha < 1 + \frac{1}{n}$ , and the result was extended for  $\alpha > \frac{1}{n+2}$  in their joint work with Brendle [6]. In the work [6], they also gave an alternate proof of the result in [7] for  $\alpha = \frac{1}{n+2}$ .

Regarding the non-compact case, the all-time existence of a non-compact complete and strictly convex solution  $\alpha$ -Gauss curvature flow in  $\mathbb{R}^{n+1}$  was established by Choi-Daskalopoulos-Kim-Lee [10]. Therefore, the convergence of such solutions to complete self-similar solutions becomes a natural question. Different from the closed case, self-expanders for  $\alpha > 0$  and translators  $\alpha > \frac{1}{2}$  have been completely classified by Urbas [21] in  $C^1$  sense. In this paper, we will improve the  $C^1$  regularity to  $C^{1,1}$  for  $n = 2$  and  $\alpha = 1$ , and we will show that the  $C^{1,1}$  is the optimal regularity. See Remark 1.3. As our main result states, we are especially interested in translators with flat sides.

Closed solutions of the Gauss curvature flow in  $\mathbb{R}^3$  with flat sides was considered by R. Hamilton in [17], and the  $C^\infty$  regularity of its free boundary was studied in [12, 13, 18]. The optimal  $C^{1,1}$  regularity for  $n = 2$  and  $\alpha = 1$  was obtained in [2], and the  $C^{1,\beta}$  regularity for other  $n$  and  $\alpha$  was established in [14].

*Discussion on the Proof:*

To establish the interior  $C^{1,1}$  regularity of the surface  $\Sigma$  we will bound  $\eta \Lambda$ , where  $\Lambda = \max(\lambda_1(p), \lambda_2(p))$  denotes the largest principal curvature of  $\Sigma$  and  $\eta$  is the cut-off function  $\eta = (|F(p)|^2 - R^2)_+$  as defined in Notation 2.1. If one chooses instead the standard cut-off function  $\eta_s(p) = (R^2 - |F(p)|^2)_+$  or the level set cut-off function  $\eta_L(p) = (M - \langle \vec{e}_3, \vec{n}(p) \rangle)_+$ , then the estimate fails because of counter examples. Since the equation (\*) only depends on the area  $\mathcal{A}$ , the solution  $\Sigma_1$  defined on  $(0, 1) \times (0, 1)$  satisfies the same

equation to the solution  $\Sigma_\epsilon$  defined on  $(0, \epsilon) \times (0, 1/\epsilon)$ . However, it is clear that  $\Sigma_\epsilon$  has larger curvature than  $\Sigma_1$  near the tip. However,  $\eta_s$  and  $\eta_L$  can not distinguish between  $\Sigma_1$  and  $\Sigma_\epsilon$ . Thus, one should use a cut-off function which included information about the global structure  $\Omega$  as the cut-off function  $\eta$  in Notation 2.1.

To show the existence of flat sides, we need to deal with technical difficulties arising from the non-compactness of our solution  $\Sigma$ . One of the difficulties is the *double degeneracy* on the flat sides. We may consider  $(0, 1, 0) \in \mathbb{R}^3$  as the height vector, and define a convex function  $h(x, z)$  whose graph  $(x, h(x, z), z)$  is the lower part of the solution  $\Sigma$ . Then,  $h(x, z)$  satisfies

$$(1.3) \quad \frac{\det D^2 h}{(1 + |Dh|^2)^{\frac{3}{2}}} = -\frac{2\pi}{\mathcal{A}(\Omega)} D_z h.$$

Then, near the flat side  $\{(x, z) : h = -1\}$ , the right hand side  $-D_z h = |Dh| \langle -v, e_2 \rangle$  has two degenerate factors  $|Dh|$  and  $\langle -v, e_2 \rangle$ , where  $e_2 = (0, 1)$  and  $v \in \mathbb{R}^2$  is the outward normal direction of the level set of  $h$ . Since the level sets of  $h$  becomes parallel to  $e_2$  at the infinity,  $\langle -v, e_2 \rangle$  goes to zero at the infinity.

Another challenge comes from the fact that the non-degeneracy of  $|Dh|$  depends on the global structure  $\Omega$ . In the previous works [12, 13, 17, 18], the lower bound for  $|Dh| h^{-\frac{1}{2}}$  depends on the initial data, and this does not apply in the elliptic setting. Hence, we have to develop a new non-degeneracy estimate for a solution  $h$  to the horizontal equation (1.3) which includes the information of the global structure of the domain  $\Omega$ . We will consider the gradient bound of a solution  $u$  to (1.2) instead of the non-degeneracy of a solution  $h$  to (1.3) for convenience.

#### *Outline of the paper:*

A brief *outline* of this paper is as follows : In section 2 we will summarize the notation which will be used throughout the paper. In section 3, we will derive interior  $C^2$  estimates for any strictly convex complete smooth solution  $\Sigma$  by using a Pogorelov type computation which we localize by introducing the cut-off function  $\eta$  mentioned above. If a portion of the boundary  $\partial\Omega$  is sufficiently close to a line segment  $L$  with normal direction  $e$ , then by using our  $C^2$  estimate, we will show that the solution  $\Sigma$  can be written as a graph with respect to the direction  $e$  in a certain region including  $L \times \mathbb{R}$ .

The proof of the  $C^2$  estimate although somehow technical, follows known techniques. The main challenge and new feature of this work lies in the proof of the existence of the flat side in Sections 4 and 5. Section 4 contains one of the main points in this paper which follow from the construction of a barrier. Since a complete supersolution defined on  $\Omega'$  satisfies  $\mathcal{A}(\Omega') > \mathcal{A}(\Omega)$ , we can not put such a supersolution on top of a our solution  $\Sigma$ . Instead, we need to cut a complete supersolution and slide it to contact  $\Sigma$ . This way we obtain the gradient bound of the level set at the contact point, which leads to the local lower bound  $\langle -v, e_2 \rangle$ . This implies the crucial partial derivative estimate of a solution  $u$  to (1.2) in Theorem 4.3. In section 4, we derive a separable equation from the equation (1.2), namely

$$\frac{u_{xx}u_{yy}}{(1 + u_y^2)^{\frac{3}{2}}} \geq \frac{\det D^2 u}{(1 + |Du|^2)^{\frac{3}{2}}} = \frac{2\pi}{\mathcal{A}(\Omega)}.$$

By integrating this equation, we obtain the gradient bound at a certain point  $(x_0, -1 + \epsilon)$  in Section 5, Lemma 5.1. Then, we establish the distance between the tip and the flat side bound in Theorem 5.2. The existence of the flat side then follows and is shown in Theorem 5.3.

*Remark 1.3* (Optimal regularity). Let us briefly remark that if there exists a flat side on a translator  $\Sigma$ , then  $\Sigma$  has at most  $C^{1,1}$  regularity. The horizontal equation (1.3) yields

$$h_{vv}h_{\tau\tau} \geq \frac{\det D^2h}{(1 + |Dh|^2)^{\frac{3}{2}}} \geq -\frac{2\pi}{\mathcal{A}}|Dh|\langle v, e_2 \rangle$$

where  $v(x, z)$  is the outward normal and  $\tau(x, z)$  is a tangential direction of the level set of  $h(x, z)$  at a point  $(x, z)$ . We denote by  $L_r$  the level set  $\{(x, z) : h(x, z) = r\}$ , and denote by  $\kappa(x, z)$  the curvature of  $L_{h(x,z)}$  at  $(x, z)$ . Since we have  $h_{\tau\tau} = |Dh|\kappa$ , the inequality above gives  $h_{vv}\kappa \geq -2\pi\mathcal{A}^{-1}\langle v, e_2 \rangle$ . We will establish the local lower bound for  $-\langle v, e_2 \rangle$  in section 3, which guarantees that

$$h_{vv}\kappa \geq c.$$

We choose a neighborhood  $U$  of a point  $(x_0, z_0)$  on the free boundary  $\Gamma$ , namely  $(x_0, z_0) \in \Gamma =: \partial L_{-1}$ . Since the level sets  $L_r$  monotonically converge to  $\Gamma$ , there exists a constant  $c$  such that  $\int_{L_r \cap U} ds \geq c$  for  $r$  close enough to  $-1$ , where  $s$  is the arc length parameter. Hence, the following holds

$$2\pi \geq \int_{L_r} \kappa ds \geq \int_{L_r \cap U} \kappa ds \geq \frac{c}{\max_{L_r \cap U} h_{vv}}.$$

Thus,  $\max_{L_r \cap U} h_{vv} \geq c$  holds for some uniform constant  $c$ . However, we have  $D^2h = 0$  on  $L_{-1}$ . Therefore,  $D^2h$  is not a continuous function.

*Discussion on the higher dimensional case:*

We consider a bounded open convex domain  $\Omega \in \mathbb{R}^n$  with a flat side  $L \subset \partial\Omega$ , namely  $L$  is an open convex set of a hyperplane. The results in sections 4 and 5 can be naturally extended to higher dimensions. So, we need to show that approximated strictly convex solutions are graphs with respect to the normal direction  $e$  of  $L$  in a certain uniform region including  $L \times \mathbb{R}$ . Therefore, if  $\Omega$  has the axial symmetry with respect to the direction  $e$ , then the existence of a flat side on  $\Sigma$  readily follows.

For the case without the symmetry, we need uniform estimates for the size of the region where the approximated solutions are graphs with respect to  $e$ . In section 3, we utilize a local  $C^{1,1}$  estimate to derive the size estimate. However, the translator would have at most local  $C^{1, \frac{1}{n-1}}$  regularity as the parabolic case. Therefore, it would be an interesting question to find an appropriate partial regularity of the translator in higher dimensions, which yields the desired size estimate for the region where the solution is a graph with respect to  $e$ .

## 2. NOTATION

For the convenience of the reader, we give below some basic notation which will be frequently used in what follows. We will use Definition 2.2 and Notation 2.1 in section 3. Definition 2.3 and Notation 2.4 will be used in section 4 and 5.

**Notation 2.1** (To be used in section 3). We will use some standard notation on the metric, second fundamental form and the linearized operator.

- (i) Let  $F : M^2 \rightarrow \mathbb{R}^3$  be an immersion defining a smooth and complete surface  $\Sigma$  by  $F(M^2) = \Sigma$ . If  $B_R(Y)$  cut  $\Sigma$  as Definition 2.2, we define a cut-off function  $\eta : M^2 \rightarrow \mathbb{R}$  by

$$\eta(p) = (|F(p) - Y|^2 - R^2)_+.$$

- (ii) We recall that  $g_{ij} = \langle F_i, F_j \rangle$ , where  $F_i := \nabla_i F$ . Also, we denote as usual by  $g^{ij}$  the inverse matrix of  $g_{ij}$  and  $F^i = g^{ij} F_j$ .
- (iii) For a strictly convex smooth hypersurface  $\Sigma_t$ , we denote by  $b^{ij}$  the the inverse matrix  $(h^{-1})^{ij}$  of its *second fundamental form*  $h_{ij}$ , namely  $b^{ij} h_{jk} = \delta_k^i$ .
- (iv) We denote by  $\mathcal{L}$  the *linearized* operator

$$\mathcal{L} = Kb^{ij} \nabla_i \nabla_j.$$

Furthermore,  $\langle \cdot, \cdot \rangle_{\mathcal{L}}$  denotes the associated inner product  $\langle \nabla f, \nabla g \rangle_{\mathcal{L}} = Kb^{ij} \nabla_i f \nabla_j g$ , where  $f, g$  are differentiable functions on  $M^n$ , and  $\| \cdot \|_{\mathcal{L}}$  denotes the  $\mathcal{L}$ -norm given by the inner product  $\langle \cdot, \cdot \rangle_{\mathcal{L}}$

- (v)  $H$  and  $\Lambda$  denote the *mean curvature* and the *largest principal curvature*, respectively.

**Definition 2.2** (Cutting ball). Given a ball  $B_R(Y) \subset \mathbb{R}^3$  and a complete surface  $\Sigma \subset \mathbb{R}^3$ , we say that a compact surface  $\Sigma_c$  with boundary  $\partial \Sigma_c$  is cut off from  $\Sigma$  by  $B_R(Y)$ , if  $\Sigma_c \subset \Sigma$  and  $\partial \Sigma_c \subset \partial B_R(Y)$  hold.

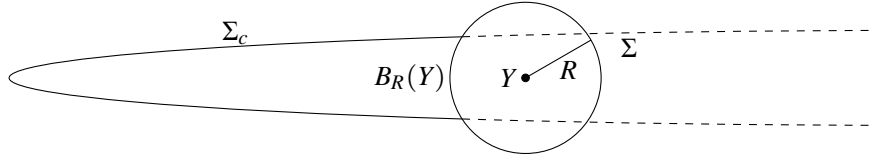


FIGURE 2. Cutting ball

**Definition 2.3** (Axial symmetry). We say that a surface  $\Sigma \subset \mathbb{R}^3$  has *axial symmetry*, if  $(x, y, z) \in \Sigma$  guarantees  $(-x, y, z), (x, -y, z) \in \Sigma$ . Similarly, a set  $\Omega \subset \mathbb{R}^2$  has *axial symmetry*, if  $(x, y) \in \Omega$  guarantees  $(-x, y), (x, -y) \in \Omega$ .

**Notation 2.4** (To be used in sections 4 and 5). Also, we summarize some further notation.

- (i) Given a set  $A \subset \mathbb{R}^3$  and a constant  $s$ , we denote the  $x = s$  level set by  $L_s^x(A) = \{(s, y, z) \in A\}$ . Similarly, we denote  $y = s$  and  $z = s$  level set by  $L_s^y(A)$  and  $L_s^z(A)$ , respectively.
- (ii) Given a constant  $s$  and a function  $f : \Omega \rightarrow \mathbb{R}$  with  $\Omega \subset \mathbb{R}^2$ , we denote by  $L_s(f)$  the  $s$ -level set  $\{(x, y) \in \Omega : f(x, y) = s\}$ .
- (iii) We let  $e_1$  and  $e_2$  the unit vectors  $(1, 0)$  and  $(0, 1)$ , respectively.

(iv) For a complete and convex curve  $\Gamma \subset \mathbb{R}^2$ , its convex hull  $\text{Conv}(\Gamma)$  is given by

$$\text{Conv}(\Gamma) = \{(tx + (1-t)y) : x, y \in \Gamma, t \in [0, 1]\}.$$

If  $A$  is a subset of  $\text{Conv}(\Gamma)$ , then we say  $A$  is enclosed by  $\Gamma$  and use the notation

$$A < \Gamma.$$

(v) Given a set  $A \subset \mathbb{R}^2$ ,  $\text{cl}(A)$  and  $\text{Int}(A)$  mean the closure and the interior of  $A$ , respectively.

### 3. OPTIMAL $C^{1,1}$ REGULARITY

In this section, we will establish a local curvature estimate for smooth strictly convex complete solutions of equation (\*). In the last section we will use this estimate to obtain the optimal  $C^{1,1}$  regularity for a weakly convex solution of (\*) in the degenerate case. We recall that a solution of (\*) has an immersion  $F : M^2 \rightarrow \mathbb{R}^3$  of  $F(M^2) = \Sigma$ . Given a ball  $B_R(Y)$  we define the associated cut-off function  $\eta$  by  $\eta(p) = (|F(p) - Y|^2 - R^2)_+$ . We have the following result.

**Theorem 3.1** (Curvature bound). *Let  $\Sigma$  be a smooth strictly convex complete solution of (\*). Let  $\Sigma_c$  be the cut off from  $\Sigma$  by a ball  $B_R(Y) \subset \mathbb{R}^3$  as defined in Definition 2.2. Then, for any  $p \in M^2$  with  $F(p) \in \Sigma_c$ , the maximum principal curvature  $\Lambda(p) := \max\{\lambda_1(p), \lambda_2(p)\}$  satisfies*

$$\eta\Lambda(p) \leq \frac{9\pi}{\mathcal{A}(\Omega)} \sup_{F(q) \in \Sigma_c} |F(q) - Y|^3.$$

*Proof.* We may assume, without loss of generality, that  $Y = 0$ . Recall the definition of the cutting ball as shown in Figure 2 above. The continuous function  $\eta\Lambda$  attains its maximum on the compact set  $\Sigma_c$  at some point  $F(p_0) \in \Sigma_c$ ,

$$\eta\Lambda(p_0) = \max_{F(p) \in \Sigma_c} \eta\Lambda(p).$$

Then, because we have  $\eta = 0$  on  $\partial\Sigma_c$ ,  $F(p_0)$  is an interior point of  $\Sigma_c$ . Thus,  $\eta\Lambda$  attains a local maximum at  $p_0$ . Moreover, we can choose an open chart  $(U, \varphi)$  with  $p_0 \in \varphi(U)$  and  $F(\varphi(U)) \subset \Sigma_c$  such that the covariant derivatives  $\{\nabla_1 F(p_0), \nabla_2 F(p_0)\}$  form an orthonormal basis of  $T\Sigma_{F(p_0)}$  satisfying

$$g_{ij}(p_0) = \delta_{ij}, \quad h_{ij}(p_0) = \delta_{ij}\lambda_i(p_0), \quad \lambda_1(p_0) = \Lambda(p_0).$$

Next, we define the function  $w : U \rightarrow \mathbb{R}$  by

$$w = \eta \frac{h_{11}}{g_{11}}.$$

Then, the Euler formula guarantees  $w \leq \eta\Lambda$  (c.f. Proposition 4.1 in [8]). Therefore, for all  $p \in U$ , the following holds

$$w(p) \leq \eta\Lambda(p) \leq \eta\Lambda(p_0) = w(p_0).$$

Thus,  $w$  also attains its maximum at  $p_0$ .

Now, we consider the derivative of  $w$ . Then,  $\nabla g_{11} = 0$  gives

$$(3.1) \quad \frac{\nabla_i w}{w} = \frac{\nabla_i h_{11}}{h_{11}} + \frac{\nabla_i \eta}{\eta}.$$

Differentiating the equation above yields

$$\frac{\nabla_i \nabla_j w}{w} - \frac{\nabla_i w \nabla_j w}{w^2} = \frac{\nabla_i \nabla_j h_{11}}{h_{11}} - \frac{\nabla_i h_{11} \nabla_j h_{11}}{(h_{11})^2} + \frac{\nabla_i \nabla_j \eta}{\eta} - \frac{\nabla_i \eta \nabla_j \eta}{\eta^2}$$

and multiplying by  $Kb^{ij}$ , we obtain

$$(3.2) \quad \frac{\mathcal{L}w}{w} - \frac{\|\nabla w\|_{\mathcal{L}}^2}{w^2} = \frac{\mathcal{L}h_{11}}{h_{11}} - \frac{\|\nabla h_{11}\|_{\mathcal{L}}^2}{(h_{11})^2} + \frac{\mathcal{L}\eta}{\eta} - \frac{\|\nabla \eta\|_{\mathcal{L}}^2}{\eta^2}.$$

Observing next that  $\mathcal{L}F := Kb^{ij} \nabla_j \nabla_j F = Kb^{ij} h_{ij} \vec{n} = 2K \vec{n}$ , we compute  $\mathcal{L}\eta$  on the support of  $\eta$  as follows:

$$\mathcal{L}\eta = \mathcal{L}|F|^2 = 2\langle F, \mathcal{L}F \rangle + 2\langle \nabla F, \nabla F \rangle_{\mathcal{L}} = 4K\langle F, \vec{n} \rangle + 2Kb^{ij} g_{ij} = 4K\langle F, \vec{n} \rangle + 2H.$$

Thus,  $4K = 8\pi \mathcal{A}^{-1} \langle \vec{e}_3, \vec{n} \rangle \leq 8\pi \mathcal{A}^{-1}$  and  $2H \geq 2\Lambda$  imply

$$(3.3) \quad \mathcal{L}\eta \geq -8\pi \mathcal{A}^{-1} |F| + 2\Lambda.$$

Since  $w$  attains its maximum at  $p_0$ , we have  $\nabla w(p_0) = 0$ , and thus (3.1) gives

$$\frac{\|\nabla h_{11}\|_{\mathcal{L}}^2}{(h_{11})^2}(p_0) = \frac{\|\nabla \eta\|_{\mathcal{L}}^2}{\eta^2}(p_0).$$

Hence, combining  $\mathcal{L}w(p_0) \leq 0$ , (3.2), (3.3) and the equation above yields the following at  $p_0$

$$(3.4) \quad 0 \geq \frac{\mathcal{L}h_{11}}{h_{11}} + \frac{2\Lambda}{\eta} - \frac{8\pi|F|}{\mathcal{A}\eta} - \frac{2\|\nabla h_{11}\|_{\mathcal{L}}^2}{(h_{11})^2}.$$

To compute  $\mathcal{L}h_{11}$ , we begin by differentiating  $K$ ,

$$(3.5) \quad \nabla_1 K = Kb^{ij} \nabla_1 h_{ij}.$$

By differentiating the equation above again, we obtain

$$(3.6) \quad \nabla_1 \nabla_1 K = Kb^{ij} \nabla_1 \nabla_1 h_{ij} + Kb^{ij} b^{kl} \nabla_1 h_{ij} \nabla_1 h_{kl} - Kb^{ik} b^{jl} \nabla_1 h_{ij} \nabla_1 h_{kl}.$$

We can derive  $\mathcal{L}h_{11}$  from the first term  $Kb^{ij} \nabla_1 \nabla_1 h_{ij}$  as follows

$$(3.7) \quad \begin{aligned} Kb^{ij} \nabla_1 \nabla_1 h_{ij} &= Kb^{ij} \nabla_1 \nabla_i h_{j1} = Kb^{ij} (\nabla_i \nabla_1 h_{j1} + R_{1ijk} h_1^k + R_{1i1k} h_j^k) \\ &= Kb^{ij} \nabla_i \nabla_j h_{11} + Kb^{ij} (h_{1j} h_{ik} - h_{1k} h_{ij}) h_1^k + Kb^{ij} (h_{11} h_{ik} - h_{1k} h_{i1}) h_j^k \\ &= \mathcal{L}h_{11} - 2Kh_{1k} h_1^k + KHh_{11}. \end{aligned}$$

On the other hand, differentiating (\*) yields

$$(3.8) \quad \nabla_1 K = \frac{2\pi}{\mathcal{A}} \langle \nabla_1 \vec{n}, \vec{e}_3 \rangle = -\frac{2\pi}{\mathcal{A}} h_{1k} \langle F^k, \vec{e}_3 \rangle.$$

To get the right hand side of (3.6), we differentiate the equation above,

$$(3.9) \quad \nabla_1 \nabla_1 K = -\frac{2\pi}{\mathcal{A}} \nabla_1 h_{1k} \langle F^k, \vec{e}_3 \rangle - \frac{2\pi}{\mathcal{A}} h_{1k} h_1^k \langle \vec{n}, \vec{e}_3 \rangle = -\frac{2\pi}{\mathcal{A}} \nabla_k h_{11} \langle F^k, \vec{e}_3 \rangle - Kh_{1k} h_1^k.$$

Combining (3.6), (3.7), and (3.9), we obtain the following at  $p_0$

$$\mathcal{L}h_{11} = 2|\nabla_2 h_{11}|^2 - 2\nabla_1 h_{11} \nabla_1 h_{22} - \frac{2\pi}{\mathcal{A}} \nabla_k h_{11} \langle F^k, \vec{e}_3 \rangle - K^2.$$



Hence, at  $p_0$ , applying the equation above to (3.4) and the definition of the norm  $\|\cdot\|_{\mathcal{L}}^2$  yield

$$\begin{aligned} 0 &\geq \frac{1}{h_{11}} (2|\nabla_2 h_{11}|^2 - 2\nabla_1 h_{11} \nabla_1 h_{22} - \frac{2\pi}{\mathcal{A}} \nabla_k h_{11} \langle F^k, \vec{e}_3 \rangle - K^2) \\ &\quad - \frac{2h_{22} |\nabla_1 h_{11}|^2 + 2h_{11} |\nabla_2 h_{11}|^2}{(h_{11})^2} + \frac{2\Lambda}{\eta} - \frac{8\pi|F|}{\mathcal{A}\eta} \\ &= - \frac{2\nabla_1 h_{11} (h_{22} \nabla_1 h_{11} + h_{11} \nabla_1 h_{22})}{(h_{11})^2} + \frac{1}{h_{11}} \left( - \frac{2\pi}{\mathcal{A}} \nabla_k h_{11} \langle F^k, \vec{e}_3 \rangle - K^2 \right) + \frac{2\Lambda}{\eta} - \frac{8\pi|F|}{\mathcal{A}\eta}. \end{aligned}$$

However, (3.5) and (3.8) imply the following at  $p_0$

$$h_{22} \nabla_1 h_{11} + h_{11} \nabla_1 h_{22} = \nabla_1 K = - \frac{2\pi}{\mathcal{A}} h_{11} \langle F^1, \vec{e}_3 \rangle.$$

Therefore, the last inequality can be reduced to

$$0 \geq - \frac{2\pi}{\mathcal{A}} \frac{\nabla_2 h_{11}}{h_{11}} \langle F^2, \vec{e}_3 \rangle + \frac{2\pi}{\mathcal{A}} \frac{\nabla_1 h_{11}}{h_{11}} \langle F^1, \vec{e}_3 \rangle - \frac{K^2}{h_{11}} + \frac{2\Lambda}{\eta} - \frac{8\pi|F|}{\mathcal{A}\eta}.$$

Observing  $(h_{11})^{-1} \nabla_i h_{11}(p_0) = -\eta^{-1} \nabla_i \eta(p_0)$  by (3.1) and  $\nabla w(p_0) = 0$ , we have

$$0 \geq \frac{2\pi}{\mathcal{A}} \frac{\nabla_2 \eta}{\eta} \langle F^2, \vec{e}_3 \rangle - \frac{2\pi}{\mathcal{A}} \frac{\nabla_1 \eta}{\eta} \langle F^1, \vec{e}_3 \rangle - \frac{K^2}{h_{11}} + \frac{2\Lambda}{\eta} - \frac{8\pi|F|}{\mathcal{A}\eta}.$$

Applying  $h_{11}(p_0) = \Lambda(p_0)$  and (\*) to the inequality above, we obtain

$$0 \geq \frac{4\pi}{\mathcal{A}\eta} \langle F_2, F \rangle \langle F^2, \vec{e}_3 \rangle - \frac{4\pi}{\mathcal{A}\eta} \langle F_1, F \rangle \langle F^1, \vec{e}_3 \rangle - \frac{4\pi^2 |\langle \vec{n}, \vec{e}_3 \rangle|^2}{\mathcal{A}^2 \Lambda} + \frac{2\Lambda}{\eta} - \frac{8\pi|F|}{\mathcal{A}\eta}.$$

We next multiply by  $\eta\Lambda$  the last inequality and apply  $|\langle F_i, F \rangle \langle F^i, \vec{e}_3 \rangle| \leq |F|$  and  $\langle \vec{n}, \vec{e}_3 \rangle \leq 1$ . Then, by also using the definition  $\eta = (|F|^2 - R^2)$ , we obtain

$$0 \geq - \frac{16\pi}{\mathcal{A}} |F| \Lambda - \frac{4\pi^2 \eta}{\mathcal{A}^2} + 2\Lambda^2 \geq 2\Lambda^2 - \frac{16\pi}{\mathcal{A}} |F| \Lambda - \frac{4\pi^2}{\mathcal{A}^2} |F|^2.$$

Solving the quadratic inequality of  $\Lambda$ , we obtain an upper bound of  $\Lambda$  at  $p_0$ ,

$$\Lambda \leq \frac{(4 + 3\sqrt{2})\pi|F|}{\mathcal{A}} \leq \frac{9\pi}{\mathcal{A}} |F|.$$

Therefore, multiplying by  $\eta \leq |F|^2$  yields the desired result,

$$\eta\Lambda(p) \leq \eta\Lambda(p_0) \leq \frac{9\pi}{\mathcal{A}} |F|^3(p_0) \leq \frac{9\pi}{\mathcal{A}} \sup_{F(q) \in \Sigma_c} |F|^3(q).$$

□

**Lemma 3.2.** *Suppose that  $\Sigma$  is a smooth strictly convex complete solution of (\*), and the height  $\langle F(p), \vec{e}_3 \rangle$  attains this minimum at a point  $p_0 \in M^2$ . Given any point  $p \in M^2$  with  $|F(p) - F(p_0)| \gg \text{diam}(\Omega)$ , there exists a ball  $B_r(Z)$  such that the convex hull of  $\Sigma$  contains  $B_r(Z)$ ,  $F(p) \in \partial B_r(Z)$ , and*

$$r \geq 10^{-3} \mathcal{A} |F(p) - F(p_0)|^{-1}.$$

*Proof.* We set  $R = 2\text{diam}(\Omega)$  and  $Y = F(p_0) + 2\langle F(p) - F(p_0), e_2 \rangle$ , and apply Theorem 3.1. Then, we have  $H \leq 10^3 \mathcal{A}^{-1} |F(p) - F(p_0)|$  in the ball  $B_1(F(p))$ . Hence, we can put a ball  $B_r(Z)$  satisfying the desired conditions. □

**Lemma 3.3.** *Given a point  $\vec{x}_0 \in \Omega$  with  $Du(\vec{x}_0) \neq 0$ , the height  $u(\vec{x}_0) - \inf_{\Omega} u$  is bounded by  $\text{diam}(\Omega)$ , an upper estimate for  $\mathcal{A}(\Omega)$ , and a lower estimate for the area of  $\Omega^{\vec{x}_0} = \{\vec{x} \in \Omega : \langle \vec{x} - \vec{x}_0, Du(\vec{x}_0) \rangle \geq 0\}$ .*

*Proof.* We define  $\overline{\Omega}^{\vec{x}_0} = \{\vec{x} \in \Omega : u(\vec{x}) \geq u(\vec{x}_0)\}$  and  $\Gamma_{\Omega}^{\vec{x}_0} = \{\vec{x} \in \Omega : u(\vec{x}) = u(\vec{x}_0)\}$ . Since  $\Gamma_{\Omega}^{\vec{x}_0}$  is a convex curve,  $\Omega^{\vec{x}_0} \subset \overline{\Omega}^{\vec{x}_0}$  holds, namely  $\mathcal{A}(\Omega^{\vec{x}_0}) \leq \mathcal{A}(\overline{\Omega}^{\vec{x}_0})$ .

We define the normal map  $\mathcal{N} : \Omega \rightarrow S^2$  by  $\mathcal{N} = (-Du, 1)(1 + |Du|^2)^{-\frac{1}{2}}$ . Then, by (\*) we have

$$|\mathcal{N}(\overline{\Omega}^{\vec{x}_0})| = 2\pi\mathcal{A}(\overline{\Omega}^{\vec{x}_0})/\mathcal{A}(\Omega) \geq 2\pi\mathcal{A}(\Omega^{\vec{x}_0})/\mathcal{A}(\Omega).$$

Therefore, the ratio of a lower estimate for  $\mathcal{A}(\Omega^{\vec{x}_0})$  and an upper estimate for  $\mathcal{A}(\Omega)$  yields an upper estimate for  $D_{\vec{x}_0} = \inf\{|Du|(\vec{x}) : \vec{x} \in \Gamma_{\Omega}^{\vec{x}_0}\}$ . Therefore, the convexity of  $u$  guarantees

$$u(\vec{x}_0) - \inf_{\Omega} u \leq D_{\vec{x}_0} \cdot \text{diam}(\Omega).$$

□

We close this section with the following result which will be used in the proof of Theorem 5.3.

**Theorem 3.4.** *Suppose that a strictly convex and smooth solution  $u(x, y)$  to (1.2) satisfies  $\frac{Du}{|Du|} = e_1$  at a point  $(x_0, y_0) \in \Omega$ . Then, given a point  $(x_0, \bar{y}) \in \partial\Omega$ , the distance  $|y_0 - \bar{y}|$  is bounded below by some constant depending on  $u(x_0, y_0) - \inf_{\Omega} u$  and  $\text{diam}(\Omega)$ .*

*Proof.* Lemma 3.2 gives a ball  $B_r(Z)$  such that  $(x_0, y_0, u(x_0, y_0)) \in \partial B_r(Z)$  holds and the convex hull of  $\Sigma$  contains  $B_r(Z)$ . Moreover, the radius  $r$  is bounded below by some constant depending on  $u(x_0, y_0) - \inf_{\Omega} u$  and  $\text{diam}(\Omega)$ . Since  $\frac{Du}{|Du|} = e_1$  holds at  $(x_0, y_0)$ , we have  $\langle Z, e_2 \rangle = y_0$ . Thus, the points  $Z \pm re_2 \in \partial B_r(Z)$  are contained in the convex hull of  $\Sigma$ . This yields the desired result. □

#### 4. PARTIAL DERIVATIVE BOUND

Theorem 3.4 in the previous section implies that a portion of the boundary  $\Omega$  is close enough to a straight segment  $L = \{(x, b) : a_1 \leq x \leq a_2\}$ , then the gradient  $Du$  can not parallel to  $e_1$  in a neighborhood of  $L_{\epsilon} = \{(x, b) : a_1 + \epsilon \leq x \leq a_2 - \epsilon\}$ . Namely, the surface  $\Sigma$  can be considered as a graph with respect to the height vector  $e_2$  a neighborhood of  $L_{\epsilon} \times \mathbb{R}$ . We will discuss this idea rigorously in the proof of the main theorem 5.3.

In this section, we consider a domain  $\Omega_y = \{(x, z) : (x, y, z) \in \Sigma\}$  where a convex function  $h : \Omega_y \rightarrow \mathbb{R}$  is defined by  $(x, h(x, z), z) \in \Sigma$ . Moreover, we may assume that the graph of  $h(x, z)$  contains the portion  $\{(x, y, z) \in \Sigma : -1 \leq x \leq 1, -1 \leq y \leq 0\}$  of  $\Sigma$ .

We begin by deriving the equation of the function  $h$ .

$$(4.1) \quad \frac{\det D^2 h}{(1 + |Dh|^2)^{\frac{3}{2}}} = K (1 + |Dh|^2)^{\frac{1}{2}} = \frac{2\pi}{\mathcal{A}(\Omega)} \langle \vec{e}_3, \vec{n} \rangle (1 + |Dh|^2)^{\frac{1}{2}} = -\frac{2\pi}{\mathcal{A}(\Omega)} h_z.$$

The right hand side of the equation above can written as  $(2\pi/\mathcal{A})h_v \langle -e_2, v \rangle$ , where  $v$  is the outward normal direction of the level set of  $h$ . Thus, the degenerate Monge-Ampere equation (4.1) has two degenerating factors  $h_v = |Dh|$  and  $\langle -e_2, v \rangle$ . In this section, we study the lower bound for  $\langle -e_2, v \rangle$  which corresponds

to the upper bound of  $|\partial_x u|$ , the *partial derivative bound*. Notice that  $|\partial_x u|$  is bounded even on the flat sides.

To obtain the lower bound for  $\langle -e_2, \nu \rangle$ , we will construct an one parameter family of very wide but short supersolutions  $\varphi_\alpha$  of equation (4.1) with  $\mathcal{A}(\Omega) < \mathcal{R}$  for some constant  $\mathcal{R}$ . We will then cut the graph of  $\varphi_\alpha$  so that each of them each contained in a narrow cylinder. By sliding  $\varphi_\alpha$  along the  $z$ -axis we will estimate the partial derivative  $\partial_x u$  at a touching point which will lead to the desired upper bound for  $\partial_x u$  as stated in Theorem 4.3.

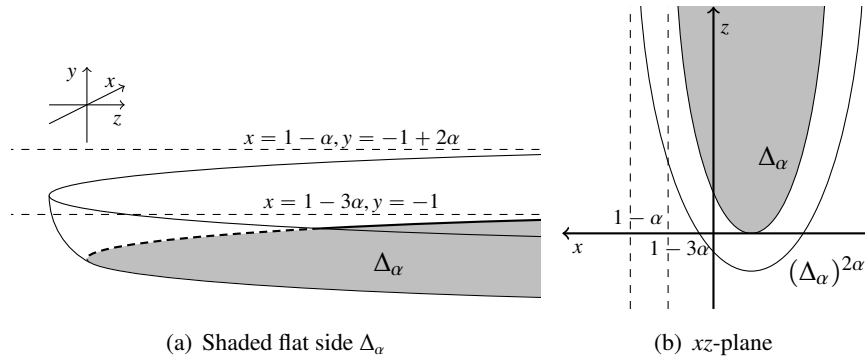


FIGURE 3. Supersolution  $\varphi_\alpha$

**Definition 4.1** (Barrier construction). Given a constant  $\alpha \in (0, 1/6)$ , denote by  $\Delta_\alpha$  the convex set

$$\Delta_\alpha = \left\{ (x, z) \in \mathbb{R}^2 : x \in \left( -\frac{\mathcal{R}}{4\alpha} + 1 - 3\alpha, 1 - 3\alpha \right), z \geq -\frac{\mathcal{R}}{4\alpha\pi} \log \cos \left( \frac{4\alpha\pi}{\mathcal{R}} \left( x - 1 + 3\alpha + \frac{\mathcal{R}}{8\alpha} \right) \right) \right\}.$$

We denote by  $d_{\Delta_\alpha}(x, z)$  the distance function  $d((x, z), \Delta_\alpha)$ . In particular, if  $(x, z) \in \Delta_\alpha$ , then  $d_{\Delta_\alpha}(x, z) = 0$ . By using  $d_{\Delta_\alpha}(x, z)$ , we define the  $2\alpha$ -extension  $(\Delta_\alpha)^{2\alpha}$  of  $\Delta_\alpha$  by

$$(\Delta_\alpha)^{2\alpha} = \{(x, z) \in \mathbb{R}^2 : d_{\Delta_\alpha}(x, z) \leq 2\alpha\}.$$

Finally, we define the function  $\varphi_\alpha : \text{cl}((\Delta_\alpha)^{2\alpha} \setminus \Delta_\alpha) \rightarrow \mathbb{R}$  by

$$\varphi_\alpha(x, z) = -1 + 2\alpha - \sqrt{4\alpha^2 - d^2(\Delta_\alpha)(x, z)}.$$

This is all shown in Figure 3.

**Lemma 4.2** (Supersolution). *Given a constant  $\alpha \in (0, 1/6)$ , the function  $\varphi_\alpha$  in Definition 4.1 is a convex function satisfying*

$$\frac{\det D^2\varphi}{(1 + |D\varphi|^2)^{\frac{3}{2}}} \leq -\frac{2\pi}{\mathcal{R}}\varphi_z.$$

*Proof.* For convenience, we let  $\varphi$  and  $d$  denote  $\varphi_\alpha$  and  $d_{\Delta_\alpha}$  respectively. For each point  $p \in \mathbb{R}^2$  with  $d(p) > 0$ , we denote by  $\tau(p)$  and  $v(p)$  the tangential and the normal direction of a level set  $L_{d(p)}(d)$  of the distance function  $d$  satisfying  $\langle \tau, e_1 \rangle \geq 0$  and  $\langle v, e_2 \rangle \leq 0$ , respectively. Then, we have

$$(4.2) \quad Dd = v, \quad d_v = |Dd| = 1, \quad d_\tau = 0.$$

We observe  $v(p) = v(p + \epsilon v(p))$  for all  $\epsilon \in \mathbb{R}$  with  $d(p + \epsilon v(p)) > 0$ , which implies

$$(4.3) \quad d_{vv} = d_{v\tau} = 0.$$

To derive  $d_{\tau\tau}(p)$ , given a point  $p_0$ , we consider the immersion  $\gamma : \mathbb{R} \rightarrow \mathbb{R}^2$  satisfying  $d(\gamma(s)) = d(p_0)$  with  $\gamma(0) = p_0$ , where  $s$  is the arc length parameter of the level set,  $\gamma(\mathbb{R}) = L_{d(p_0)}(d)$ . By differentiating  $d(\gamma(s)) = d(p_0)$  twice with respect to  $s$ , we obtain

$$\langle \gamma_s, (D^2d)\gamma_s \rangle + \langle Dd, \gamma_{ss} \rangle = 0$$

We can observe that  $\gamma_s(0) = \tau(p_0)$  and  $\gamma_{ss}(0) = -\kappa(p_0)v(p_0)$ , where  $\kappa(p) > 0$  is the curvature of  $L_{d(p)}(d)$  at  $p$ . Hence,  $Dd(\gamma(0)) = v(p_0)$  implies  $\langle \tau, (D^2d)\tau \rangle + \langle -\kappa v, v \rangle = 0$  at  $p_0$ . Thus,

$$(4.4) \quad d_{\tau\tau}(p) = \kappa(p).$$

Hence we can directly derive from (4.2), (4.3) and (4.4) the following holding at each  $p \in \text{cl}((\Delta_\alpha)^{2\alpha} \setminus \Delta_\alpha)$

$$\varphi_v = d(4\alpha^2 - d^2)^{-\frac{1}{2}}, \quad \varphi_\tau = 0, \quad \varphi_{vv} = 4\alpha^2(4\alpha^2 - d^2)^{-\frac{3}{2}}, \quad \varphi_{v\tau} = 0, \quad \varphi_{\tau\tau} = \kappa\varphi_v.$$

Therefore,  $\varphi$  is a convex function.

Next, combining the equalities above yields

$$(4.5) \quad \frac{\det D^2\varphi}{(1 + |D\varphi|^2)^{\frac{3}{2}}} = \frac{\varphi_{vv}\varphi_{\tau\tau}}{(1 + \varphi_v^2)^{\frac{3}{2}}} = \frac{1}{2\alpha}\varphi_{\tau\tau} = \frac{1}{2\alpha}\kappa\varphi_v.$$

Now, we consider the point  $p_0 = p - d(p)v(p) \in \partial\Delta_\alpha$ . Then, the convexity of  $\partial\Delta_\alpha$  leads to

$$(4.6) \quad \kappa(p) \leq \kappa(p_0).$$

We recall that the Grim Reaper curve  $\partial\Delta_\alpha$  is the graph of the convex function  $f_\alpha(x)$  defined by

$$(4.7) \quad f_\alpha(x) = -\frac{\mathcal{R}}{4\pi\alpha} \log \cos \left( \frac{4\alpha\pi}{\mathcal{R}} \left( x - 1 + 3\alpha + \frac{\mathcal{R}}{8\alpha} \right) \right).$$

Hence, at  $x_0$  with  $p_0 = (x_0, f_\alpha(x_0))$ , the following holds

$$\kappa(p_0) = \frac{f_\alpha''(x_0)}{(1 + |f_\alpha'(x_0)|^2)^{\frac{3}{2}}} = \frac{4\pi\alpha/\mathcal{R}}{(1 + |f_\alpha'(x_0)|^2)^{\frac{1}{2}}} = -\frac{4\pi\alpha}{\mathcal{R}} \langle v(p_0), e_2 \rangle.$$

Thus,  $v(p_0) = v(p - d(p)v(p)) = v(p)$  implies

$$(4.8) \quad \kappa(p) \leq \kappa(p_0) = -\frac{4\pi\alpha}{\mathcal{R}} \langle v(p_0), e_2 \rangle = -\frac{4\pi\alpha}{\mathcal{R}} \langle v(p), e_2 \rangle.$$

Therefore, given a point  $p \in \text{cl}((\Delta_\alpha)^{2\alpha} \setminus \Delta_\alpha)$ , (4.5), (4.6), and (4.8) give the desired result

$$\frac{\det D^2\varphi}{(1 + |D\varphi|^2)^{\frac{3}{2}}} = \frac{1}{2\alpha}\varphi_\nu \kappa \leq -\frac{2\pi}{\mathcal{R}}\varphi_\nu \langle \nu, e_2 \rangle = -\frac{2\pi}{\mathcal{R}}(\varphi_\nu \langle \nu, e_2 \rangle + \varphi_\tau \langle \tau, e_2 \rangle) = -\frac{2\pi}{\mathcal{R}}\varphi_z.$$

□

**Theorem 4.3** (Partial derivative bound). *Let  $\Omega$  be an open strictly convex smooth subset of  $\mathbb{R}^2$  such that  $\mathcal{A}(\Omega) < \mathcal{R}$  for some constant  $\mathcal{R}$  and  $[-1, 1] \times [-1, 0] \subset \Omega$ . In addition, a corresponding solution  $\Sigma$  to (\*) is a convex graph with respect to the height vector  $e_2$  in  $[-1, 1] \times [-1, 0] \times \mathbb{R}$ . Then, the solution  $u : \Omega \rightarrow \mathbb{R}$  to (1.2) defining  $\Sigma$  satisfies*

$$\partial_x u(1 - 5\alpha, -1 + \epsilon) \leq 2 + 3 \cot \frac{4\pi\alpha^2}{\mathcal{R}},$$

for all  $\epsilon \in (0, 1/2)$  and  $\alpha \in (0, 1/6)$ .

*Proof.* To construct a barrier  $\Phi_{\epsilon, \alpha}^t$ , we will cut the graph of  $\epsilon + \varphi_\alpha$  by  $\{1 - 4\alpha\} \times \mathbb{R}^2$  (the blue section in Figure 4(a)) and slide it along  $z$ -direction until it touches  $\Sigma$  at a point  $P_0$ . We will show that the contact point  $P_0$  is contained in  $\{1 - 4\alpha\} \times \mathbb{R}^2$ , namely  $P_0$  is a point on the front part of the boundary  $\partial\Phi_{\epsilon, \alpha}^t$  of the barrier. (See the blue curve  $\Gamma_F$  in Figure 4(a)). Then, we will estimate the partial derivative  $\partial_x u$  at  $P_0$  by comparing with the barrier  $\Phi_{\epsilon, \alpha}^t$  at  $P_0$ . After obtaining the bound on  $\partial_x u$  at  $P_0$ , we will use the convexity of the solution  $\Sigma$  the barrier  $\Phi_{\epsilon, \alpha}^t$  to show the desired bound of  $\partial_x u$  at  $(1 - 5\alpha, -1 + \epsilon)$ .

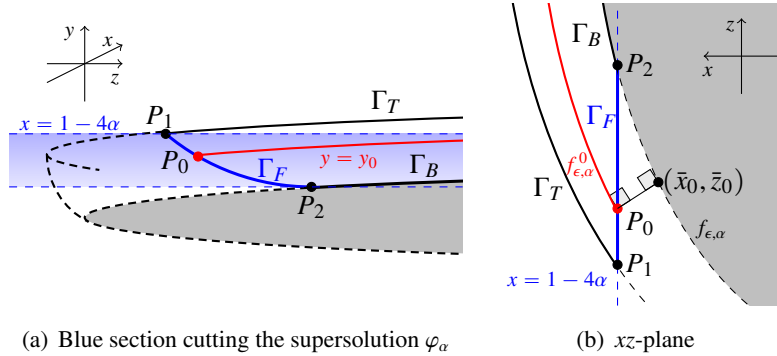


FIGURE 4. Sliding barrier

*Step 1 : Sliding barrier construction.* We denote by  $\Phi_\alpha$  the graph of  $\varphi_\alpha$  in  $[1 - 4\alpha, +\infty) \times \mathbb{R}^2$ ,

$$\Phi_\alpha = \{(x, \varphi_\alpha(x, z), z) : (x, z) \in \text{cl}((\Delta_\alpha)^{2\alpha} \setminus \Delta_\alpha), x \geq 1 - 4\alpha\}.$$

Then, given constants  $\epsilon \in (0, 1/2)$  and  $t \in \mathbb{R}$ , we translate  $\Phi_\alpha$  by  $\epsilon \vec{e}_2 + t \vec{e}_3$ ,

$$\Phi_{\epsilon, \alpha}^t = \{(x, y + \epsilon, z + t) : (x, y, z) \in \Phi_\alpha\}.$$

Notice that definition of  $\varphi_\alpha$  guarantees

$$\Phi_{\epsilon, \alpha}^t \subset [1 - 4\alpha, 1 - \alpha] \times [-1 + \epsilon, -1 + \epsilon + 2\alpha] \times [-t - 2\alpha, +\infty).$$

Hence, there exists a constant  $t_{\epsilon, \alpha} \in \mathbb{R}$  and a point  $P_0 = (x_0, y_0, z_0) \in \mathbb{R}^3$  satisfying

$$(4.9) \quad \Sigma \cap \bigcap \Phi_{\epsilon, \alpha}^t = \emptyset \quad \text{for } t > t_{\epsilon, \alpha}, \quad P_0 \in \Sigma \cap \bigcap \Phi_{\epsilon, \alpha}^{t_{\epsilon, \alpha}}.$$

We denote by  $\Delta_{\epsilon, \alpha}$  the projection of  $\Phi_{\epsilon, \alpha}^{t_{\epsilon, \alpha}}$  into the  $xz$ -plane, and consider  $\Phi_{\epsilon, \alpha}^{t_{\epsilon, \alpha}}$  as the graph of a function  $\varphi_{\epsilon, \alpha} : \Delta_{\epsilon, \alpha} \rightarrow \mathbb{R}$

$$\Delta_{\epsilon, \alpha} = \{(x, z) : (x, y, z) \in \Phi_{\epsilon, \alpha}^{t_{\epsilon, \alpha}}\}, \quad \Phi_{\epsilon, \alpha}^{t_{\epsilon, \alpha}} = \{(x, \varphi_{\epsilon, \alpha}(x, z), z) : (x, z) \in \Delta_{\epsilon, \alpha}\}.$$

*Step 2 : Position of the contact point  $P_0$ .* In this step, we will show that the contact point  $P_0$  is contained in the front part  $L_{1-4\alpha}^x(\Phi_{\epsilon, \alpha}^{t_{\epsilon, \alpha}})$  of the boundary  $\partial\Phi_{\epsilon, \alpha}^{t_{\epsilon, \alpha}}$ .

First of all, the contact point  $P_0$  can not be an interior point of  $\Phi_{\epsilon, \alpha}^{t_{\epsilon, \alpha}}$ , because  $\varphi_{\epsilon, \alpha}$  is a supersolution. Thus,  $P_0$  is a point on the boundary  $\partial\Phi_{\epsilon, \alpha}^{t_{\epsilon, \alpha}}$  of  $\Phi_{\epsilon, \alpha}^{t_{\epsilon, \alpha}}$ . We observe that the boundary  $\partial\Phi_{\epsilon, \alpha}^{t_{\epsilon, \alpha}}$  can be decomposed into the top  $\Gamma_T$ , bottom  $\Gamma_B$ , and front  $\Gamma_F$  boundary as following

$$(4.10) \quad \partial\Phi_{\epsilon, \alpha}^{t_{\epsilon, \alpha}} = \Gamma_T \cup \Gamma_B \cup \Gamma_F, \quad \Gamma_T = L_{-1+\epsilon+2\alpha}^y(\Phi_{\epsilon, \alpha}^{t_{\epsilon, \alpha}}), \quad \Gamma_B = L_{-1+\epsilon}^y(\Phi_{\epsilon, \alpha}^{t_{\epsilon, \alpha}}), \quad \Gamma_F = L_{1-4\alpha}^x(\Phi_{\epsilon, \alpha}^{t_{\epsilon, \alpha}}).$$

We denote by  $P_1$  and  $P_2$  the end point of the top  $\Gamma_T$  and the bottom  $\Gamma_B$  boundary, respectively

$$(4.11) \quad P_1 = (x_1, y_1, z_1) = \Gamma_T \cap \Gamma_F = (1 - 4\alpha, -1 + \epsilon + 2\alpha, z_1), \\ P_2 = (x_2, y_2, z_2) = \Gamma_B \cap \Gamma_F = (1 - 4\alpha, -1 + \epsilon, z_2).$$

On the other hand (4.9) gives  $\text{cl}(\Delta_{\epsilon, \alpha}) =: \Delta_{\epsilon, \alpha} \subset \text{Int}(\Omega_y)$  and  $h(x, z) \leq \varphi_{\epsilon, \alpha}(x, z)$  on  $\Delta_{\epsilon, \alpha}$ . Also, we have  $|D\varphi_{\epsilon, \alpha}| = +\infty$  on  $\Gamma_T$ . Hence, if  $P_0 \in (\Gamma_T \setminus \{P_1\})$ , then  $|Dh| = +\infty$  holds at  $P_0$  by  $h \leq \varphi_{\epsilon, \alpha}$ , which contradicts to  $\text{cl}(\Delta_{\epsilon, \alpha}) \subset \text{Int}(\Omega_y)$ . Thus,

$$P_0 \notin (\Gamma_T \setminus \{P_1\})$$

Moreover, we have  $|D\varphi_{\epsilon, \alpha}| = 0$  on  $\Gamma_B$ . Thus, if  $P_0 \in (\Gamma_B \setminus \{P_2\})$ , then  $|Dh| = 0$  holds at  $P_0$ . However,  $\Sigma$  is a strictly convex complete surface, which means  $|Dh| \neq 0$ . Therefore,

$$P_0 \notin (\Gamma_B \setminus \{P_2\})$$

Hence, by (4.10) and (4.11),  $P_0$  is a point on the front boundary  $\Gamma_F$

$$(4.12) \quad P_0 = (x_0, y_0, z_0) = (1 - 4\alpha, y_0, z_0) \in \Gamma_F.$$

*Step 3 : Distance between  $P_0$  and  $P_2$ .* In this step, we will estimate  $z_2 - z_0$  in terms of  $\alpha$ .

We recall that the Grim reaper curve  $\partial\Delta_\alpha$  is the graph of the function  $f_\alpha(x)$  defined by (4.7) and  $\Delta_{\epsilon, \alpha}$  is a subset of  $\bar{\Delta}_{\epsilon, \alpha} =: \Delta_\alpha + t_{\epsilon, \alpha}e_z$ . Hence,  $\partial\bar{\Delta}_{\epsilon, \alpha}$  is the graph of the function  $f_{\epsilon, \alpha}$  defined by

$$(4.13) \quad f_{\epsilon, \alpha}(x) = t_{\epsilon, \alpha} + f_\alpha(x) = t_{\epsilon, \alpha} - \frac{\mathcal{R}}{4\pi\alpha} \log \cos \left( \frac{4\alpha\pi}{\mathcal{R}} \left( x - 1 + 3\alpha + \frac{\mathcal{R}}{2\alpha} \right) \right).$$

By definition of  $\varphi_\alpha$ , there exists a unique point  $(\bar{x}_0, \bar{z}_0) \in \partial\Delta_{\epsilon, \alpha}$  such that

$$(4.14) \quad d((x_0, z_0), \bar{\Delta}_{\epsilon, \alpha}) = d((x_0, z_0), (\bar{x}_0, \bar{z}_0)) \leq 2\alpha.$$

We know  $x_0 = x_2 = 1 - 4\alpha$  by (4.11) and (4.12). Hence, for all  $x \in [\bar{x}_0, x_2]$ , we can derive from (4.13) the following inequality

$$(4.15) \quad f'_{\epsilon,\alpha}(\bar{x}_0) \leq f'_{\epsilon,\alpha}(x) \leq f'_{\epsilon,\alpha}(x_2) = \tan\left(\frac{4\pi\alpha}{\mathcal{R}}\left(x_0 - 1 + 3\alpha + \frac{\mathcal{R}}{2\alpha}\right)\right) = \cot\frac{4\pi\alpha^2}{\mathcal{R}}.$$

Therefore, combining (4.14) and (4.15) yields

$$(4.16) \quad z_2 - z_0 \leq (\bar{z}_0 - z_0) + (z_2 - \bar{z}_0) \leq 2\alpha + (z_6 - \bar{z}_0) \leq 2\alpha + \int_{\bar{x}_0}^{x_2} f'_{\epsilon,\alpha}(x)dx \leq 2\alpha + 2\alpha \cot\frac{4\pi\alpha^2}{\mathcal{R}}.$$

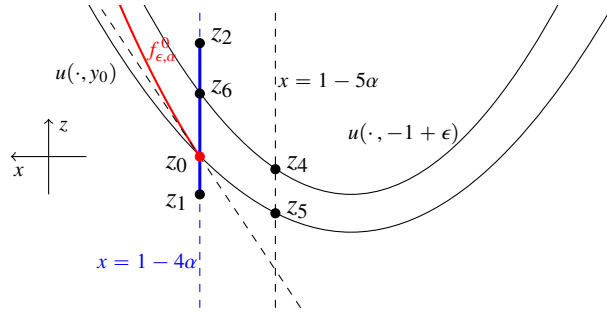


FIGURE 5. Level sets of the solution  $h$

*Step 4 : Partial derivative  $\partial_x u$  bound at the contact point  $P_0$ .* We can consider the level set  $L_{y_0}(\varphi_{\epsilon,\alpha})$  as the graph of a convex function  $f_{\epsilon,\alpha}^0 : [1 - 4\alpha, 1 - \alpha] \rightarrow \mathbb{R}$ , namely  $L_{y_0}(\varphi_{\epsilon,\alpha}) = \{(x, f_{\epsilon,\alpha}^0(x)) : x \in [1 - 4\alpha, 1 - \alpha]\}$ . Then, by the definitions of  $\varphi_\alpha$  and  $(\bar{x}_0, \bar{z}_0)$ , we have  $(f_{\epsilon,\alpha}^0)'(x_0) = f'_{\epsilon,\alpha}(\bar{x}_0)$ . Thus, (4.15) yields the bound

$$(f_{\epsilon,\alpha}^0)'(x_0) \leq \cot(4\pi\alpha^2/\mathcal{R}).$$

On the other hand, (4.9) implies  $L_{y_0}(\varphi_{\epsilon,\alpha}) < L_{y_0}(h)$ , namely  $u(x, y_0) \leq f_{\epsilon,\alpha}^0(x)$  holds for all  $x \in [1 - 4\alpha, 1 - \alpha]$ . Therefore,

$$(4.17) \quad \partial_x u(x_0, y_0) \leq (f_{\epsilon,\alpha}^0)'(x_0) \leq \cot(4\pi\alpha^2/\mathcal{R}).$$

*Step 5 : Partial derivative  $\partial_x u$  bound at the given point.* We define the points  $P_3, P_4, P_5$  on  $\Sigma$  by

$$\begin{aligned} P_3 &= (x_3, y_3, z_3) =: (1 - 5\alpha, y_0, u(1 - 5\alpha, y_0)), \\ P_4 &= (x_4, y_4, z_4) =: (1 - 5\alpha, -1 + \epsilon, u(1 - 5\alpha, -1 + \epsilon)), \\ P_5 &= (x_5, y_5, z_5) =: (1 - 4\alpha, -1 + \epsilon, u(1 - 4\alpha, -1 + \epsilon)). \end{aligned}$$

Since we know  $P_0, P_3 \in L_{y_0}^y(\Sigma)$ , the inequality (4.17) and the convexity of  $u$  give

$$z_0 - z_3 = \int_{x_3}^{x_0} \partial_x u(x, y_0)dx \leq \int_{x_3}^{x_0} \partial_x u(x_0, y_0)dx = \alpha(\partial_x u(x_0, y_0)) \leq \alpha \cot\frac{4\pi\alpha^2}{\mathcal{R}}.$$

By adding (4.16) and the inequality above, we obtain

$$(4.18) \quad z_2 - z_3 \leq 2\alpha + 3\alpha \cot(4\pi\alpha^2/\mathcal{R}).$$

On the other hand, (4.9) implies that  $L_{-1+\epsilon}(\varphi_{\epsilon,\alpha}) < L_{-1+\epsilon}(h)$ . Therefore,  $x_2 = x_5 = 1 - 4\alpha$ ,  $(x_2, z_2) \in L_{-1+\epsilon}(\varphi_{\epsilon,\alpha})$ , and  $(x_5, z_5) \in L_{-1+\epsilon}(h)$  guarantee

$$z_2 = \varphi_{\epsilon,\alpha}(x_2) \geq u(x_2, -1 + \epsilon) = u(x_5, -1 + \epsilon) = z_5.$$

Also, the convexity and symmetry of  $\Sigma$  give that

$$z_3 \leq z_4$$

Thus, subtracting the inequalities above yields  $z_5 - z_4 \leq z_2 - z_3$ . Applying (4.18), we have

$$z_5 - z_4 \leq 2\alpha + 3\alpha \cot(4\pi\alpha^2/\mathcal{R}).$$

Hence, the desired result follows by the following computation

$$z_5 - z_4 = \int_{x_4}^{x_5} \partial_x u(x, -1 + \epsilon) dx \geq \int_{x_4}^{x_5} \partial_x u(x_4, -1 + \epsilon) dx = \alpha(\partial_x u(1 - 5\alpha, -1 + \epsilon)).$$

□

## 5. DISTANCE FROM THE TIP TO FLAT SIDES

Let  $\Sigma$  be the translating solution to the Gauss curvature flow over the square  $\Omega$  as in Theorem 1.2. In this final section we will show that this solution has flat sides, as stated in Theorem 5.2 below. To this end, we will study the distance from the tip of a solution  $\Sigma$  to each point on the *free boundary*, that is the boundary of the flat sides. To estimate this distance one needs to establish a *gradient bound* for solutions to the equation (1.2) at a *certain point* near the flat sides. Since the gradient bound depends on the global structure of  $\Omega$ , we will establish an integral estimate by deriving a separation of variables structure from (1.2) as in the proof of the following Lemma.

**Lemma 5.1** (Gradient bound). *Let a domain  $\Omega$  and a solution  $u$  satisfy the conditions in Theorem 4.3. Assume that  $[a, b] \times [-1, -1 + \sigma] \subset (-1, 1) \times [-1, -\frac{1}{2}]$ , for some constants  $a, b, \sigma$ . Then, there exists a point  $x_0 \in [a, b]$  satisfying*

$$-\partial_y u(x_0, -1 + \sigma) \leq \sqrt{\frac{M\mathcal{R}}{2\pi\sigma(b-a)}},$$

where  $M = \sup_{y \in (0, \sigma)} \sup_{x \in (a, b)} |\partial_x u|(x, -1 + y)$ .

*Proof.* Since we have  $\mathcal{A}(\Omega) < \mathcal{R}$ , the following inequality holds

$$\frac{u_{yy}u_{xx}}{(1 + u_y^2)^{\frac{3}{2}}} \geq \frac{u_{yy}u_{xx} - u_{xy}^2}{(1 + u_x^2 + u_y^2)^{\frac{3}{2}}} = \frac{\det D^2 u}{(1 + |Du|^2)^{\frac{3}{2}}} = \frac{2\pi}{\mathcal{A}} > \frac{2\pi}{\mathcal{R}}.$$

Combining the above inequality with Holder inequality yields

$$\left( \int_a^b \frac{u_{yy}}{(1 + u_y^2)^{\frac{3}{2}}} dx \right) \left( \int_a^b u_{xx} dx \right) > \left( \int_a^b (2\pi/\mathcal{R})^{\frac{1}{2}} dx \right)^2 = \frac{2\pi}{\mathcal{R}}(a - b)^2.$$



On the other hand, for  $y \in (0, \sigma)$  the following holds

$$\int_a^b u_{xx}(\cdot, -1 + y) dx = u_x(b, -1 + y) - u_x(a, -1 + y) \leq 2M.$$

Hence,

$$\frac{1}{b-a} \int_a^b \int_{-1}^{-1+\sigma} \frac{u_{yy}}{(1+u_y^2)^{\frac{3}{2}}} dy dx \geq \frac{\pi\sigma}{M\mathcal{R}}(b-a).$$

Therefore, there exists a constant  $x_0 \in [a, b]$  satisfying

$$\int_{-1}^{-1+\sigma} \frac{u_{yy}}{(1+u_y^2)^{\frac{3}{2}}}(x_0, \cdot) dy \geq \frac{\pi\sigma}{M\mathcal{R}}(b-a).$$

Moreover, by  $|u_y| \leq (1+u_y^2)^{\frac{1}{2}}$ , we have

$$\int_{-1}^{-1+\sigma} \frac{u_{yy}}{(1+u_y^2)^{\frac{3}{2}}}(x_0, \cdot) dy = \frac{u_y}{(1+u_y^2)^{\frac{1}{2}}}(x_0, \cdot) \Big|_{-1}^{-1+\sigma} \leq \frac{u_y}{(1+u_y^2)^{\frac{1}{2}}}(x_0, -1+\sigma) + 1.$$

Hence, at  $(x_0, -1 + \sigma)$ , the following holds

$$\frac{|u_y|}{(1+u_y^2)^{\frac{1}{2}}}(x_0, -1 + \sigma) = \frac{-u_y}{(1+u_y^2)^{\frac{1}{2}}}(x_0, -1 + \sigma) \leq 1 - \frac{\pi\sigma}{M\mathcal{R}}(b-a).$$

We may assume  $u_y \neq 0$  and take the reciprocal of the above inequality.

$$1 + u_y^{-2}(x_0, -1 + \sigma) \geq \left(1 - \frac{\pi\sigma}{M\mathcal{R}}(b-a)\right)^{-2} \geq \left(1 + \frac{\pi\sigma}{M\mathcal{R}}(b-a)\right)^2 \geq 1 + \frac{2\pi\sigma}{M\mathcal{R}}(b-a)$$

which implies to the desired result.  $\square$

The distance between the tip of the translating solution  $\Sigma$  over the square and its flat sides is estimated in the following result.

**Theorem 5.2** (Distance between the tip and flat sides). *Let  $\Omega$  and  $u$  satisfy the conditions in Theorem 4.3. Given  $\alpha \in (0, 1/6)$ , the following holds*

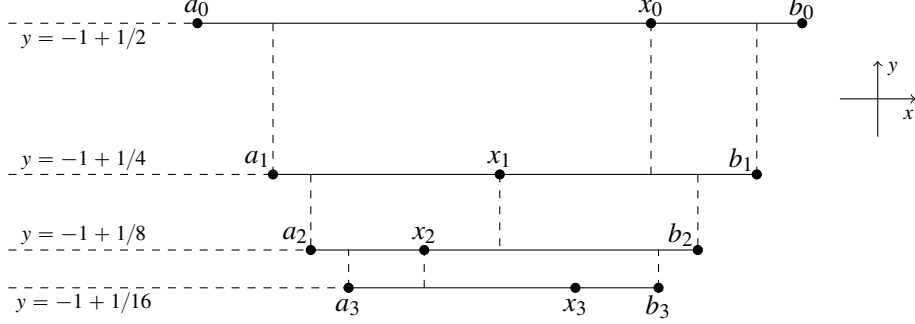
$$\inf_{5\alpha \leq x \leq 6\alpha} u(1-x, -1) - \inf_{\Omega} u \leq (4 + \mathcal{R}\alpha^{-2}) \text{diam}(\Omega).$$

*Proof.* We begin by setting  $a_0 = 1 - 6\alpha$ ,  $b_0 = 1 - 5\alpha$ ,  $\sigma_0 = \frac{1}{2}$ , and

$$M = \sup_{y \in (0, \sigma_0)} \sup_{x \in [a_0, b_0]} |\partial_x u|(x, -1 + y).$$

Then, by Lemma 5.1, there exists a point  $x_0 \in [a_0, b_0]$  satisfying

$$(5.1) \quad -\partial_y u(x_0, -1 + 1/2) \leq 2^{-\frac{1}{2}}(M\mathcal{R}/\pi\alpha)^{\frac{1}{2}}.$$

FIGURE 6. Converging points on domain  $\Omega$ 

We choose an interval  $[a_1, b_1]$  satisfying  $x_0 \in [a_1, b_1] \subset [a_0, b_0]$  and  $b_1 - a_1 = 2^{-1/3}\alpha$ . Then, for  $\sigma_1 = 2^{-2}$ , we have  $\sup_{y \in (0, \sigma_1)} \sup_{x \in [a_1, b_1]} |\partial_x u|(x, -1 + y) \leq M$ . Hence, Lemma 5.1 gives a point  $x_1 \in [a_1, b_1]$  satisfying

$$-\partial_y u(x_1, -1 + 1/2^2) \leq 2^{-\frac{1}{2} + \frac{2}{3}} (M\mathcal{R}/\pi\alpha)^{\frac{1}{2}}.$$

By setting  $\sigma_n = 2^{-1-n}$ , we can inductively choose intervals  $[a_n, b_n]$  satisfying  $x_{n-1} \in [a_n, b_n] \subset [a_{n-1}, b_{n-1}]$  and  $b_n - a_n = 2^{-n/3}\alpha$  so that we obtain a point  $x_n \in [a_n, b_n]$  satisfying

$$-\partial_y u(x_n, -1 + 1/2^{n+1}) \leq 2^{-\frac{1}{2} + \frac{2}{3}n} (M\mathcal{R}/\pi\alpha)^{\frac{1}{2}}.$$

Then, integrating along  $y$  yields

$$\left| u(x_n, -1 + \frac{1}{2^{n+1}}) - u(x_n, -1 + \frac{1}{2^n}) \right| \leq \int_{-1 + 1/2^{n+1}}^{-1 + 1/2^n} -\partial_y u(x_n, y) dy \leq 2^{-\frac{3}{2} - \frac{1}{3}n} (M\mathcal{R}/\pi\alpha)^{\frac{1}{2}}.$$

On the other hand,  $x_{n-1}, x_n \in [a_n, b_n]$  and  $b_n - a_n = 2^{-n/3}\alpha$  imply

$$\left| u(x_n, -1 + \frac{1}{2^n}) - u(x_{n-1}, -1 + \frac{1}{2^n}) \right| = \left| \int_{x_{n-1}}^{x_n} \partial_x u(x, -1 + \frac{1}{2^n}) dx \right| \leq 2^{-\frac{1}{3}n} M\alpha.$$

Therefore,

$$\left| u(x_n, -1 + \frac{1}{2^{n+1}}) - u(x_{n-1}, -1 + \frac{1}{2^n}) \right| \leq 2^{-\frac{n}{3}} ((M\mathcal{R}/8\pi\alpha)^{\frac{1}{2}} + M\alpha).$$

By definition of  $x_n$ , the sequence  $\{x_n\}_{n \in \mathbb{N}}$  converges to a point  $\bar{x} \in [a_0, b_0]$ . Hence, we can sum up the inequality above for all  $n \in \mathbb{N}$  so that we have

$$(5.2) \quad u(\bar{x}, -1) - u(x_0, -\frac{1}{2}) \leq \sum_{n=1}^{\infty} 2^{-\frac{n}{3}} ((M\mathcal{R}/8\pi\alpha)^{\frac{1}{2}} + M\alpha) \leq 4((M\mathcal{R}/8\pi\alpha)^{\frac{1}{2}} + M\alpha).$$

Next, we consider the linear function

$$f(x, y) = (\partial_x u(x_0, -1/2))(x - x_0) + (\partial_y u(x_0, -1/2))(y + 1/2) + u(x_0, -1/2)$$

whose graph is the tangent hyperplane of  $\Sigma$  at  $(x_0, -1/2, u(x_0, -1/2))$ . Then, the convexity of  $\Sigma$  gives  $f(x, y) \leq u(x, y)$  in  $\Omega$ . Hence, (5.1) and definition of  $M$  prove the following for  $(x, y) \in \Omega$

$$u(x_0, -\frac{1}{2}) - u(x, y) \leq f(x_0, -\frac{1}{2}) - f(x, y) \leq \text{diam}(\Omega) (M + (M\mathcal{R}/2\pi\alpha)^{\frac{1}{2}}).$$

Thus, (5.2),  $\alpha \leq 1/6$ ,  $\mathcal{R} > \mathcal{A}(\Omega) \geq 2$ , and the inequality give

$$u(\bar{x}, -1) - \inf_{\Omega} u \leq 2\text{diam}(\Omega) (M + (M\mathcal{R}/2\pi\alpha)^{\frac{1}{2}}).$$

Moreover, Theorem 4.3 shows

$$u_x \leq 2 + 3 \cot(4\pi\alpha^2/\mathcal{R})$$

in  $[a_0, b_0] \times (-1, -1 + \sigma_0)$ . In addition,  $b_0 = 1 - 6\alpha \geq 0$  and the convexity of  $u$  imply  $u_x(x, y) \geq u_x(0, y)$  for  $x \geq b_0$ . Thus, Theorem 4.3 shows again

$$-u_x \leq 2 + 3 \cot(4\pi/25\mathcal{R}) \leq 2 + 3 \cot(4\pi\alpha^2/\mathcal{R})$$

in  $[a_0, b_0] \times (-1, -1 + \sigma_0)$ . Namely,

$$M \leq 2 + 3 \cot(4\pi\alpha^2/\mathcal{R}) \leq 2 + \frac{3\mathcal{R}}{4\pi\alpha^2}.$$

Hence,

$$\frac{u(\bar{x}, -1) - \inf_{\Omega} u}{\text{diam}(\Omega)} \leq 4 + \frac{3\mathcal{R}}{2\pi\alpha^2} + 2 \left( \frac{\mathcal{R}}{\pi\alpha} + \frac{3\mathcal{R}^2}{8\pi^2\alpha^3} \right)^{\frac{1}{2}} \leq 4 + \frac{\mathcal{R}}{\alpha^2}.$$

Thus,  $\bar{x} \in [a_0, b_0]$  implies the desired result.  $\square$

We will now conclude the proof of the main Theorem 1.2. This readily follows from the following result.

**Theorem 5.3** (Existence of flat sides). *Let  $\Omega$  be a convex open bounded domain in  $\mathbb{R}^2$ , and let  $u$  be a solution to (1.2) on  $\Omega$ . Then, the corresponding solution  $\Sigma$  to (\*) is class  $C_{loc}^{1,1}$ .*

*Suppose that the boundary  $\partial\Omega$  contains a line segment  $L = \{tp + (1-t)q : p, q \in \partial\Omega, t \in (0, 1)\}$ . Then, there exists a function  $\bar{u} : L \rightarrow \mathbb{R}$  such that*

$$\bar{u}(\vec{x}_0) = \lim_{\vec{x} \rightarrow \vec{x}_0} u(\vec{x}).$$

*Proof.* Let  $\{\Omega_n\}_{n \in \mathbb{N}}$  be a sequence of bounded convex open sets  $\mathbb{R}^2$  such that

- $\{\Omega_n\}$  monotonically decreases to  $\Omega$ , namely  $\Omega_{n+1} \subset \Omega_n$  and  $\Omega_n \rightarrow \Omega$ ,
- each boundary  $\partial\Omega_n$  is a strictly convex and smooth hypersurface in  $\mathbb{R}^n$ .

Then, we let  $\{u_n\}_{n \in \mathbb{N}}$  and  $\{\Sigma_n\}_{n \in \mathbb{N}}$  be the sequence of corresponding solutions of (1.2) with  $\inf u_n = 0$  and their graphs, respectively. We denote the convex hull of  $\Sigma_n$  by  $E_n = \{tX + (1-t)Y : X, Y \in \Sigma_n, t \in [0, 1]\}$ , and define a convex body  $E$  by

$$E = \bigcap_{n \in \mathbb{N}} E_n.$$

Let us show that the boundary  $\partial E$  is a graph over  $\Omega$ . Given a point  $\vec{x}_0 \in \Omega$  and a direction  $e \in \mathbb{R}^2$ , we denote by  $\Omega^{\vec{x}_0, e}$  the subset set  $\{\vec{x} \in \Omega : \langle \vec{x} - \vec{x}_0, e \rangle \geq 0\}$ , and denote  $\mathcal{A}_{\inf}^{\vec{x}_0}(\Omega) = \inf\{\mathcal{A}(\Omega^{\vec{x}_0, e}) : e \in$

$\mathbb{R}^2, |e| = 1\}$ . Then,  $\mathcal{A}_{\inf}^{\vec{x}_0}(\Omega)$  is a uniform lower bound for the area of  $\Omega_n^{\vec{x}_0}$  in Lemma 3.3. Moreover,  $\mathcal{A}(\Omega_1)$  and  $\text{diam}(\Omega_1)$  are uniform upper bounds for  $\mathcal{A}(\Omega_n)$  and  $\text{diam}(\Omega_n)$ , respectively. Hence, Lemma 3.3 and  $\inf u_n = 0$  give a uniform upper bound  $U(\vec{x}_0)$  for  $u_n(\vec{x}_0)$ , namely  $(\vec{x}_0, U(\vec{x}_0)) \in E$ . Therefore,  $\partial E$  is a graph on  $\Omega$ . Since Theorem 3.1 gives the uniform curvature estimates for  $\Sigma_n$ , the limit  $\Sigma = \partial E$  is a  $C_{\text{loc}}^{1,1}$  solution to (\*) defined on  $\Omega$ .

Next, we assume that  $\partial\Omega$  contains a line segment  $L = \{(x, y_0) : a < x < b\}$ . Given a point  $x_0 \in [a_0, b_0] \subset (a, b)$ , we define a sequence of numbers  $\{y_n\}$  by  $\langle Du_n(x_0, y_n), e_2 \rangle = 0$ . Then, Lemma 3.3 and Theorem 3.4 yield a uniform lower bound  $r$  for  $|y_n - \bar{y}_n^\pm|$  depending on  $a_0, b_0$ , where  $(x_0, \bar{y}_n^\pm) \in \partial\Omega_n$ . Hence, for sufficiently large  $n$ , we have  $\langle Du_n, e_2 \rangle \neq 0$  in  $[a_0, b_0] \times [y_0, y_0 + \frac{r}{2}]$ . Namely, the surfaces  $\Sigma_n$  are convex graphs with respect to  $e_2$  in  $[a_0, b_0] \times [y_0, y_0 + \frac{r}{2}] \times \mathbb{R}$ .

Now, we may assume  $y_0 = -1, \frac{r}{2} \geq 1, [-1, 1] \subset [a_0, b_0]$  by scaling and translating the solutions. Then,  $\Sigma_n$  satisfies the conditions in Theorem 4.3. By Theorem 5.2, given  $\alpha \in (0, 1/6)$  there exists a sequence of point  $\{x_n^+\}$  such that  $x_n^+ \in [1 - 6\alpha, 1 - 5\alpha]$  and

$$u_n(x_n^+, -1) \in (4 + \mathcal{A}(\Omega_1)\alpha^{-2})\text{diam}(\Omega_1) = C_\alpha.$$

Hence, the limit  $\bar{x}^+ \in [1 - 6\alpha, 1 - 5\alpha]$  of a subsequence of  $x_n^+$  satisfies  $(x_n^+, -1, C_\alpha) \in E$ . In the same manner, there exists a number  $\bar{x}^- \in [-1 + 5\alpha, -1 + 6\alpha]$  such that  $(x_n^-, -1, C_\alpha) \in E$ . Then, the convexity of  $E$  yields  $(x, -1, C_\alpha) \in E$  for all  $x \in [-1 + 6\alpha, 1 - 6\alpha] \subset [\bar{x}^-, \bar{x}^+]$ , which implies the desired result.  $\square$

## REFERENCES

- [1] B. Andrews, *Contraction of convex hypersurfaces by their affine normal*, J. Diff. Geom. 43, 207–230 (1996)
- [2] B. Andrews, *Gauss curvature flow: the fate of the rolling stones*, Invent. Math. 138, 151–161 (1999)
- [3] B. Andrews, *Motion of hypersurfaces by Gauss curvature*, Pacific J. Math. 195, 1–34 (2000)
- [4] B. Andrews and X. Chen, *Surfaces moving by powers of Gauss curvature*, Pure Appl. Math. Q. 8, 825–834 (2012)
- [5] B. Andrews, P. Guan, and L. Ni, *Flow by powers of the Gauss curvature*, Adv. Math. 299, 174–201 (2016)
- [6] S. Brendle, K. Choi, and P. Daskalopoulos, *Asymptotic behavior of flows by powers of the Gaussian curvature* Acta Math. 219, 1–16 (2017)
- [7] E. Calabi, *Complete affine hyperspheres*, Ist. NAZ Alta Mat. Sym. Mat., Vol. X, 19–38 (1972)
- [8] K. Choi and P. Daskalopoulos, *The  $Q_k$  flow on complete non-compact graphs*, arXiv:1603.03453
- [9] K. Choi and P. Daskalopoulos, *Uniqueness of closed self-similar solutions to the Gauss curvature flow*, arXiv:1609.05487
- [10] K. Choi, P. Daskalopoulos, L. Kim, and K.A. Lee, *The evolution of complete non-compact graphs by powers of Gauss curvature*, to appear in J. Reine Angew. Math., <https://doi.org/10.1515/crelle-2017-0032>
- [11] B. Chow, *Deforming convex hypersurfaces by the  $n$ -th root of the Gaussian curvature*, J. Diff. Geom. 23, 117–138 (1985)
- [12] P. Daskalopoulos, and R. Hamilton, *The free boundary in the Gauss curvature flow with flat sides*, J. Reine Angew. Math. 510, 187–227 (1999)
- [13] P. Daskalopoulos, and K.A. Lee, *Worn stones with flat sides all time regularity of the interface*, Invent. Math. 156, 445–493 (2004)
- [14] P. Daskalopoulos, and O. Savin,  *$C^{1,\alpha}$  regularity of solutions to parabolic Monge-Ampère equations*, Amer. J. Math. 134, 1051–1087 (2012)
- [15] W.J. Firey, *Shapes of worn stones*, Mathematika 21, 1–11 (1974)
- [16] P. Guan and L. Ni, *Entropy and a convergence theorem for Gauss curvature flow in high dimension*, J. Eur. Math. Soc. 19, 3735–3761 (2017)
- [17] R. Hamilton, *Worn stones with flat sides*, Discourses Math. Appl. 3, 69–78 (1994)

- [18] L. Kim, K.A. Lee, and E. Rhee,  *$\alpha$ -Gauss Curvature Flows with Flat Sides*, J. Differential Equations 254, 1172–1192 (2013)
- [19] K. Tso, *Deforming a hypersurface by its Gauss-Kronecker curvature*, Comm. Pure Appl. Math. 38, 867–882 (1985)
- [20] J. Urbas, *Global Hölder estimates for equations of Monge-Ampère type*, Invent. Math. 91, 1–29 (1988)
- [21] J. Urbas, *Complete noncompact self-similar solutions of Gauss curvature flows I. Positive powers*, Math. Ann. 311, 251–274 (1998)

### Acknowledgements

K. Choi has been partially supported by NSF grant DMS-1811267.

P. Daskalopoulos has been partially supported by NSF grant DMS-1600658.

Ki-Ahm Lee has been supported by the National Research Foundation of Korea (NRF) grant funded by the Korean government (MSIP) (No. NRF2017R1A2A2A05001376) Ki-Ahm Lee also holds a joint appointment with the Research Institute of Mathematics of Seoul National University.

**Kyeongsu Choi:** DEPARTMENT OF MATHEMATICS, MASSACHUSETTS INSTITUTE OF TECHNOLOGY, 77 MASSACHUSETTS AVE,  
CAMBRIDGE, MA 02139, USA.

*E-mail address:* choiks@mit.edu

**P. Daskalopoulos:** DEPARTMENT OF MATHEMATICS, COLUMBIA UNIVERSITY, 2990 BROADWAY, NEW YORK, NY 10027, USA.

*E-mail address:* pdaskalo@math.columbia.edu

**Ki-Ahm Lee:** DEPARTMENT OF MATHEMATICAL SCIENCES, SEOUL NATIONAL UNIVERSITY, SEOUL 151-747, KOREA, & KOREA  
INSTITUTE FOR ADVANCED STUDY, SEOUL 130-722, KOREA.

*E-mail address:* kiahm@snu.ac.kr