

A probabilistic model for the numerical solution of initial value problems

Michael Schober · Simo Särkkä · Philipp Hennig

Received: date / Accepted: date

Abstract We study connections between ordinary differential equation (ODE) solvers and probabilistic regression methods in statistics. We provide a new view of probabilistic ODE solvers as active inference agents operating on stochastic differential equation models that estimate the unknown initial value problem (IVP) solution from approximate observations of the solution derivative, as provided by the ODE dynamics. Adding to this picture, we show that several multistep methods of Nordsieck form can be recasted as Kalman filtering on q -times integrated Wiener processes. Doing so provides a family of IVP solvers that return a Gaussian posterior measure, rather than a point estimate. We show that some such methods have low computational overhead, nontrivial convergence order, and that the posterior has a calibrated concentration rate. Additionally, we suggest a step size adaptation algorithm which completes the proposed method to a practically useful implementation, which we experimentally evaluate using a representative set of standard codes in the DETEST benchmark set.

Keywords Initial value problems · Nordsieck methods · Runge–Kutta methods · filtering · Gaussian processes · Markov processes · probabilistic numerics

CR Subject Classification 60H30 · 62M05 · 65C20 · 65L05 · 65L06

1 Introduction

Numerical algorithms estimate intractable quantities from tractable ones. It has been pointed out repeat-

edly [45,15,41] that this process is structurally similar to statistical inference, where the tractable computations play the role of data in statistics, and the intractable quantities relate to latent, inferred quantities. In recent years, the search for numerical algorithms which return probability distributions over the solution for a given numerical problem has become an active area of research [25]. Several models and methods have been proposed for the solution of initial value problems (IVPs) [57,7,51,9,31,61]. However, these probabilistic algorithms have no immediate connection to the extensive literature on this task in numerical analysis. Most importantly, such inference algorithms do not come with convergence analysis out of the box. The methods in [7,9,61] have convergence results, but their respective implementations are based on sampling schemes and, thus, do not offer guarantees for individual runs. The methods in [51,31] offer a deterministic execution and an analytical guarantee for the first step, but we will show that this guarantee is lacking for the whole integration domain.

In this paper, we present a class of probabilistic solvers which combine properties of the standard and the probabilistic algorithms. We formulate desiderata that users might have for a probabilistic numerical algorithm. We present one construction that fulfills these desiderata and we provide a MATLAB code¹ which we compare empirically against other available codes. The construction uses the algebra of Gaussian inference to provide a Gaussian posterior distribution over the solution of an IVP. In particular, we show that the posterior mean can be understood as a multistep method in Nordsieck representation and, thus, analytical results about these methods carry over to the present algorithm. Ad-

Max Planck Institute for Intelligent Systems,
72076 Tübingen, Germany · Aalto University,
Finland

¹ <https://pn.is.tuebingen.mpg.de/code/pfos>

ditionally, we propose to interpret the posterior covariance as a *measure of uncertainty* or *error estimator* and argue that this interpretation can be analytically justified. In the context of a larger pipeline of empirical studies and numerical computations, the framework of probability modeling provides a common language to analyze the epistemic confidence in its result [8]. In the framework of Cockayne et al. [8], the code provides approximate Bayesian uncertainty quantification [60] at low computational overhead and almost complete backwards compatibility to the MATLAB IVP solver suite.

1.1 Problem description

We study the problem of finding a real-valued curve $y : \mathbb{T} \rightarrow \mathbb{R}$ over an interval $\mathbb{T} = [t_0, T]$ such that

$$y'(t) = \frac{dy}{dt}(t) = f(t, y(t)) \text{ (“the ODE”)}, \quad (1a)$$

and

$$y(t_0) = y_0 \text{ (“the initial value”)}, \quad (1b)$$

with f Lipschitz continuous with constant L in the second argument and sufficiently many times differentiable in its second argument. Users might be interested in approximations to y on either a predefined mesh $\Delta_S \subset \mathbb{T}$ or an automatically selected mesh $\Delta \subset \mathbb{T}$ of finitely many intermediate function values. The derivations will be presented with a scalar-valued problem, but the results carry over to the multivariate case.

IVPs are a particularly deeply studied class of ODE-related tasks. Part of their significance is due to the Picard–Lindelöf theorem which guarantees local unique existence of solutions. As a consequence, IVPs lend themselves to be solved by so-called *step-by-step methods*, where the solution is advanced iteratively on expanding meshes $\Delta_{n+1} := (\{t_0, \dots, t_n\} \cup \{t_{n+1}\}) \supset \Delta_n$. A typical mesh is generated by choosing a *step size* $h \in (0, T - t_0]$ and by setting $t_n := t_0 + hn$. Alternatively, h_n may vary per step and $t_n = t_0 + \sum_{i=1}^n h_i$.

To construct a probabilistic numerical method, we define the following list of desiderata that an algorithm should fulfill. These properties will be defined and motivated in turn below.

Probabilistic inference. The computations should be operations on probability distributions.

Global definition. The probabilistic model should not depend on the discretization mesh.

Deterministic execution. When run several times on the same problem, the algorithm produces the same output each time.

Analytic guarantees. The algorithm’s output should have desirable analytic properties.

Online execution. The algorithm execution can be extended indefinitely when required.

Speed. The execution time should not be prohibitively slow.

Problem adaptiveness. The algorithm should automatically adapt parameters to problem and accuracy requirements.

Throughout this paper, we will use zero-based indexing for vectors and matrices such that a d -dimensional vector \mathbf{v} is written as $\mathbf{v} = (v_0, \dots, v_{d-1})^\top$ and the d canonical basis vectors are $\mathbf{e}_0, \dots, \mathbf{e}_{d-1}$.

2 From classical to probabilistic numerical algorithms

In this section, we explain and motivate the first two items from our list of desiderata in turn—*probabilistic inference* and *global definition*.

On a high-level view, numerical algorithms can be described as combinations of *tractable approximating function classes* and *computation strategies for informative values*. Analyses of numerical methods show to what level the approximations can converge to the true problem solution and how fast the computation strategies can be carried out. This is structurally very similar to problems in statistics where unknown quantities need to be related to *approximating function classes* via *observable informative values*. In particular, finding a function $Y = (Y_t)_{t \in \mathbb{T}}$ given a collection of information z_n , $n = 0, \dots, N$ about Y_{t_n} at times t_n is studied in *regression analysis* in statistics. In that context, the unknown function is often treated as a stochastic process and the approximating function is obtained by conditioning it on the measurements. Consequently, this paper treats the problem of finding an approximate solution $Y = (Y_t)_{t \in \mathbb{T}}$ to the true unknown solution $y(t)$ as a statistical regression problem on a stochastic process.

Accepting the probabilistic approach as a framework for plausible reasoning [28, 10, 25], we require a *probability measure* or *law* P_Y over the numerical solution Y_t . The computations necessary for the construction of P_Y should be interpretable as (approximate) probabilistic inference. When such an interpretation is admissible, we call the resulting algorithm a *probabilistic numerical method (PNM)* for the purposes of this paper. A more rigorous definition has been given by Cockayne et al. [8]. The motivation behind this requirement is that there should not be an analysis gap between statistical and numerical computations. This is particularly beneficial, when the differential equation solver is embedded in a longer chain of computations [8]. In

principle, this should allow to build fine-tuned methods adopting to sources of data uncertainty and computational approximation during runtime and provide richer feedback of approximation quality as recently empirically validated by [52,24].

Let $z_{[n]} := \{z_k | k \leq n\}$ be the set of collected data up to and including step n . Given a *prior law* P_Y over the space of solutions and a *likelihood function* $P(z_n | Y_{t_n})$ relating the value of the process Y_{t_n} to collected data, Bayes' theorem leads to the (predictive) posterior measure

$$P_{Y | z_{[n]}} = \frac{P(z_{[n]} | Y) P_Y}{\int P(z_{[n]} | Y) dP_Y}. \quad (2)$$

where $P(z_{[n]} | Y) = \prod_{k \leq n} P(z_k | Y_{t_k})$. Rigorously, the above expression is valid only for finite collections of values of Y_t , in which case the corresponding probability measures P_Y are typically represented by their densities, but as the finite-dimensional distributions define the full measure, we use this slight abuse of notation here. We denote the posterior distributions (typically densities) of point values of Y as $P(Y_t | z_{[n]})$.

The objects of interest in this case will be a stochastic process, so some measure-theoretic restrictions apply to Equation (2) [59], [18, §7.3].

We propose to think about the probabilistic framework as a more informative output information than the point estimates returned by classical numerical algorithms (see also [25]).

Furthermore, a probabilistic IVP solver shall be called *globally defined* on its input domain \mathbb{T} , if its probabilistic interpretation does not depend on the discretization mesh Δ . PNMs satisfying this property provide two benefits. Users may evaluate the (predictive posterior) distribution $P(Y_t | z_{[n]})$ for any $t \in \mathbb{T}$. In particular, users may evaluate $P(Y_t | z_{[n]})$ for $t \notin \Delta$. Thus, users may request $P(Y_{t_s} | z_{[n]})$, $t_s \in \Delta_S$ and the support of a user-defined mesh Δ_S is not a separate requirement. Secondly, this implies that the inference can be paused and continued after every expansion from $\Delta_n \mapsto \Delta_{n+1}$. In principle, this also enables iterative refinement of the solution quality based on its prediction uncertainty.

Table 1 lists PNM ODE solvers that have been proposed in the literature. A \checkmark indicates that the method satisfies a given property, a \times indicates that a method does not satisfy a given property, and a \approx indicates that a property holds with some restrictions. The listing shows that almost all methods proposed so far are globally defined. Furthermore, we see that the definition is independent of a method being sampling-based or not. The method proposed by Conrad et al. [9] is a generative process on sub-intervals $[t_n, t_{n+1}] \subset \mathbb{T}$ based on a numerical discretization. It is easy to construct

Table 1: Properties of existing PNM ODE solvers

Method	glob. def.?	determ.?	guarantees?
Skilling [57]	\checkmark	\times	\times
Chkrebtii et al. [7]	\checkmark	\times	\approx
Schober et al. [51]	\approx	\checkmark	\approx
Conrad et al. [9]	\times	\times	\approx
Kersting	\checkmark	\checkmark	\times
& Hennig [31]			
Teymur et al. [61]	\times	\times	\approx
PFOS (this paper)	\checkmark	\checkmark	\checkmark

two different meshes Δ_n, Δ'_n that define different distributions for Y_t in the case of $y' = \lambda y$ and a general argument can be made from this example. In Teymur et al. [61], the predictive posterior is only defined on the discretization mesh. This defect is not for lack of definition, but a consequence of the underlying numerical method the probabilistic algorithm is built upon. Since the method is defined on a windowed data frame, it is easy to construct a mesh such that the prediction Y_t at time t will be different depending on the window $[t_{n-i}, \dots, t_{n+j}] \ni t$ is considered to be part of.

The analysis in Schober et al. [51] proposes two main modes of operation: naive chaining and probabilistic continuation. Naive chaining is not a globally defined method since mesh points t_n are part of adjacent Runge–Kutta blocks and the corresponding predictive posterior distribution $P(Y_{t_n} | z_{[n]})$ is different for these two blocks. Probabilistic continuation is globally defined, but there has been no convergence theory for this mode yet. This paper fills this gap.

2.1 State-space models for Gauss–Markov processes

Our approximate model of the true solution $y(t)$ is a vector $\mathbf{x}(t) = (y^{(0)}(t), \dots, y^{(a)}(t))^\top$ where $y^{(i)}(t)$ is the true i -th derivative of $y(t)$ at time t . We represent the prior uncertainty about $\mathbf{x}(t)$ by the distribution $P(\mathbf{X}_t)$ of the random variable \mathbf{X}_t —or more generally as the measure or the law $P_{\mathbf{X}}$ of the stochastic process \mathbf{X} —which is then conditioned on the observed values.

The prior model, which has also been considered in Schober et al. [51], belongs to the class of Gauss–Markov processes. Models of this class can often be written as a *linear time-invariant (LTI) stochastic differential equation (SDE)* of the form

$$d\mathbf{X}_t = \mathbf{F} \mathbf{X}_t dt + \mathbf{L} dW_t, \quad (3)$$

where \mathbf{X}_t is the so-called *state* of the model, $\mathbf{F} \in \mathbb{R}^{(q+1) \times (q+1)}$ is the state feedback matrix and $\mathbf{L} \in \mathbb{R}^{(q+1)}$ is the

diffusion matrix of the system. dW_t is the increment of a Wiener process with intensity σ^2 , that is, $dW_t \sim \mathcal{N}(0, \sigma^2 dt)$.

Here, we consider models where \mathbf{L} is the last standard basis vector \mathbf{e}_q and $\mathbf{F} = \mathbf{U}_{q+1} + \mathbf{e}_q \mathbf{f}^\top$ is a (transposed) companion matrix. Here, \mathbf{U}_{q+1} denotes the upper shift matrix and the row vector \mathbf{f}^\top contains the coefficients in the last row of \mathbf{F} . In this case, the vector-valued process $\mathbf{X}_t = (X_{t,0}, \dots, X_{t,q})^\top$ obtains the interpretation $\mathbf{X}_t = (Y_t, Y'_t, \dots, Y_t^{(q)})^\top$, because the form of \mathbf{F} and \mathbf{L} implies that the realizations of Y_t are q -times continuously differentiable on \mathbb{R} . Later, we will also consider scaled systems $\tilde{\mathbf{X}}_t = \mathbf{B}\mathbf{X}_t$ with an invertible linear transformation \mathbf{B} . In this case, we denote by \mathbf{H}_i the matrix that projects onto the i -th derivative $Y_t^{(i)} = \mathbf{H}_i \tilde{\mathbf{X}}_t := e_i^\top \mathbf{B}^{-1} \tilde{\mathbf{X}}_t$. Two particular models of this type are the q -times *integrated Wiener process* (IWP(q)) and the continuous auto-regressive processes of order q . Detailed introductions can be found, for example, in [30, 42, 48]. SDEs can also be seen as path-space representations of more general temporal Gaussian processes arising in machine learning models [50].

Models of the form (3) are also related to non-parametric spline regression models [62] which often have a natural interpretation in frequentist analysis [32]. Conceptually, these models are a compromise between globally defined parametric models, which might be too restrictive to achieve convergence, and local parametric models, which might be too expressive to be captured by a globally defined probability distribution. Models of this type have been studied in the literature [37, 2], but the presentation here starts from other principles.

Conditioning on (random) initial conditions \mathbf{X}_{t_*} at a starting time t_* of the process, the solution of Equation (3) has the analytic form

$$\mathbf{X}_t = e^{\mathbf{F}\Delta_{t_*}^t} \mathbf{X}_{t_*} + \int_{t_*}^t e^{\mathbf{F}\Delta_\tau^t} \mathbf{L} dW(\tau), \quad (4)$$

where $e^{\mathbf{F}\Delta_{t'}^t} := \sum_{k=0}^{\infty} [\mathbf{F}\Delta_{t'}^t]^k [k!]^{-1}$ is the matrix exponential of $\mathbf{F}\Delta_{t'}^t$ and $\Delta_s^t := t - s$.

If $\mathbf{X}_{t_*} \sim \mathcal{N}(\mathbf{m}_*, \mathbf{C}_*)$, then the distribution of \mathbf{X}_t remains Gaussian for all t by linearity and its statistics can be computed explicitly [19, 48] via

$$\begin{aligned} \mathbf{m}_t &:= \mathbb{E}(\mathbf{X}_t) = e^{\mathbf{F}\Delta_{t_*}^t} \mathbf{m}_* \\ \text{cov}(\mathbf{X}_t, \mathbf{X}_{t'}) &= e^{\mathbf{F}\Delta_{t_*}^t} \mathbf{C}_* (e^{\mathbf{F}\Delta_{t_*}^{t'}})^\top \\ &\quad + \underbrace{\int_{t_*}^{\min(t, t')} e^{\mathbf{F}\Delta_\tau^t} \mathbf{L} \sigma^2 \mathbf{L}^\top (e^{\mathbf{F}\Delta_\tau^{t'}})^\top d\tau}_{=: \mathbf{Q}_{t_*}(t, t')}. \end{aligned} \quad (5)$$

For practical purposes, only the covariance matrix $\mathbf{C}_t = \text{cov}(\mathbf{X}_t, \mathbf{X}_t)$ of the states at a single time t is needed.

The choice of prior measure $P_{\mathbf{X}}$ in Equation (3) can be interpreted as a *prior assumption* or *belief* encoded in the algorithm, in the sense that the algorithm amounts to an autonomous agent. We emphasize that, if one adopts this view, then the results reported in later sections amount to an external analysis of the effects of these assumptions. That is, we will show that if the agent “makes” these assumptions, they give rise to a posterior distribution with certain desirable properties. By contrast, one could also take a more restrictive standpoint internal to the algorithm, and state that the proposed method works well if the true solution $\mathbf{x}(t)$ is indeed a sample from $P_{\mathbf{X}}$. This is expressively *not* our viewpoint here; and it would be a flawed argument, too, given that in practice, $\mathbf{x}(t)$ is defined through the ODE, thus evidently not a sample from any stochastic process.

Denote by $\mathbf{A}(h) := e^{\mathbf{F}\Delta_t^{t+h}}$ the *discrete transition matrix* of step size h and $\mathbf{Q}(h) := \mathbf{Q}_t(t+h, t+h)$ the *discrete diffusion matrix* of step size h , respectively. For LTI SDE systems, $\mathbf{A}(h)$ and $\mathbf{Q}(h)$ fulfill matrix-valued differential equations which can be solved analytically via matrix fraction decomposition [19, 48]. If we define

$$\Phi(h) = \begin{pmatrix} \Phi_{11}(h) & \Phi_{12}(h) \\ \Phi_{21}(h) & \Phi_{22}(h) \end{pmatrix} := \exp \left\{ \begin{pmatrix} \mathbf{F} & \sigma^2 \mathbf{L} \mathbf{L}^\top \\ \mathbf{0} & -\mathbf{F}^\top \end{pmatrix} h \right\}, \quad (6)$$

then, the matrices $\mathbf{A}(h)$ and $\mathbf{Q}(h)$ are given by

$$\mathbf{A}(h) = \exp(\mathbf{F}h), \quad \mathbf{Q}(h) = \Phi_{12}(h) \Phi_{22}^{-1}(h). \quad (7)$$

Above, $\Phi_{22}^{-1}(h)$ can be computed efficiently: from the two properties of the matrix exponential, $\exp(\mathbf{X})^{-1} = \exp(-\mathbf{X})$ and $\exp(\mathbf{X}^\top) = \exp(\mathbf{X})^\top$, it follows that $\Phi_{22}^{-1}(h) = \mathbf{A}(h)^\top$ and therefore $\mathbf{Q}(h) = \Phi_{12}(h) \mathbf{A}(h)^\top$. In the following, it will be beneficial to write $\mathbf{Q}(h)$ as $\mathbf{Q}(h)^\top = \mathbf{A}(h) \Phi_{12}(h)^\top$, which is valid since $\mathbf{Q}(h)$ is symmetric.

For the rest of this paper, we will focus on the q -times integrated Wiener process IWP(q), which is defined by

$$d\mathbf{X}_t = \mathbf{U}_{q+1} \mathbf{X}_t dt + \mathbf{e}_q dW_t. \quad (8)$$

In this case, $\mathbf{f}^\top = (0, \dots, 0)$ and there is no feedback from higher states $X_{t,i}$ to lower states $X_{t,j}$, $i < j$. In particular, this process is non-stationary and does not revert to the initial mean \mathbf{m}_{t_*} . In this system, $\mathbf{A}(h)$ and $\mathbf{Q}(h)$ can be computed analytically

$$\begin{aligned} (\mathbf{A}(h))_{i,j} &= \mathbb{I}_{i \leq j} \frac{h^{j-i}}{(j-i)!}, \\ (\mathbf{Q}(h))_{i,j} &= \sigma^2 \frac{h^{2q+1-i-j}}{(2q+1-i-j)(q-i)!(q-j)!}, \end{aligned} \quad (9)$$

which can be derived directly from Equation (5).

2.2 Data generation mechanism

Many problems in statistics assume the existence of an externally produced, thus fixed data set $\{(t_n, z_n) \mid t_n \in \Delta\}$ and develop appropriate solutions from there. An analogous concept in numerical algorithms for solving differential equations would be to pose a global discretization scheme and to obtain a solution with other tools from numerical analysis. Methods of this type are often applied to boundary value problems (BVPs) and partial differential equations (PDEs) where the integration domains need to be specified a priori in any case. Cockayne et al. [8] take this approach by assuming a fixed information operator A . However, there are cases where the end T of the integration domain \mathbb{T} cannot be stated beforehand, when the quantity of interested depends on a qualitative behavior of the solution. For example, in modeling of chemical reactions a user might be interested in the long-term behavior of the compounds and it is unknown when the reaction reaches equilibrium.

In contrast, many numerical IVP solvers proceed in a step-by-step manner. Having computed a numerical approximation $P_{Y|z_{[n]}}$ on the mesh Δ_n , a *prediction* y_{n+1}^- of $y(t_{n+1})$ is used to *evaluate* $f(t_{n+1}, y_{n+1}^-)$ and the resulting output z_{n+1} is used to *update* the approximation $P_{Y|z_{[n+1]}}$ on the extended mesh Δ_{n+1} . For example, in a deterministic IVP the data (t_0, y_0) can be used to construct the observation $z_0 = f(t_0, y_0)$ which satisfies the probabilistic interpretation of $y'(t_0) \sim \delta(z_0 - y'(t_0))$. This serves as a corner case for the general situation. Setting $t_{-1} := t_0$ and $z_{-1} := y_0$, it follows that $y(t_0) \sim \delta(z_{-1} - y(t_{-1}))$ and the initial value requires almost no special treatment. The concept is illustrated in Algorithm 1 and can, in principle, be extended indefinitely, at constant cost per step. The term *Predict-Evaluate-Correct (PEC)* or *Predictor-Corrector* methods have a more technical meaning in classic textbooks [22, 14], but the idea is common to many numerical IVP solvers. Chkrebtii et al [7] calls the process of evaluating $f(t_n, y_{t_n}^-)$ with tentative $y_{t_n}^-$ to generate z_n a *model interrogation*. From a statistical perspective, this concept of active model interrogation is similar to the sequential analysis of Wald [63, 43].

Algorithm 1 conveys the general idea of a probabilistic ODE solver while omitting parameter tuning aspects like error control and step size selection. The exact form of line 5 depends on the choice of observation construction and data likelihood model. Without data, the prior induces a probability distribution on the hidden state

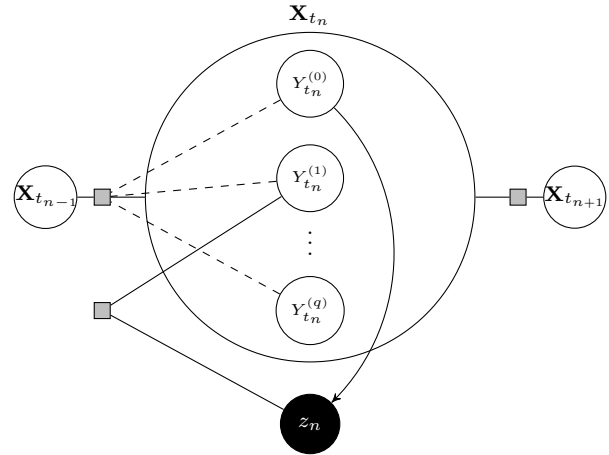


Fig. 1: The graphical model corresponding to the proposed construction. White circles represent unobserved hidden states and the black circle represents the observed data. Gray squares represent a jointly normal distribution. The arrow indicates a model interrogation. An implied non-Gaussian factor between $Y^{(0)}(t_n)$ and z_n is ignored to obtain a practical algorithm.

\mathbf{X}_{t_n} . It remains to construct an observation z_n and a likelihood model $P(z_n | \mathbf{X}_{t_n})$.

2.3 Observation assumptions

Recall from Sec. 2.1 the prior state space assumption

$$\mathbf{X}_t = (Y_t, Y'_t, \dots, Y_t^{(q)})^\top \sim \mathcal{N}(\mathbf{m}_t, \mathbf{C}_t). \quad (10)$$

Combining Equations (1) and (10) gives

$$P(Y'_t) = f(t, \cdot) \circ \mathcal{N}(Y_t; (\mathbf{m}_t)_0, (\mathbf{C}_t)_{00}) \quad (11)$$

$$\neq \mathcal{N}(Y'_t; (\mathbf{m}_t)_1, (\mathbf{C}_t)_{11}) \quad (12)$$

where Equation (11) denotes the transformed random variable. The exact form of that push-forward is not usually tractable for general f (one exception are linear ODEs, which of course do not require nontrivial numerical algorithms).

We will show below, however, that replacing the push-forward with an approximate inference step captured by a Gaussian likelihood leads to good analytic properties of the resulting Gaussian posterior. This likelihood, which ignores the recursive nature of the ODE (Equation (11) and Figure 1), will be parametrized as

$$P(z_n | Y'_{t_n}) = \mathcal{N}(z_n; Y'_{t_n}, R_n^2) \quad (13)$$

where z_n are the observations that have yet to be constructed and R_n^2 can be interpreted as an observation

Algorithm 1: Active probabilistic model

```

1: Define  $t_{-1} := t_0$ ,  $z_{-1} := y_0$  and probabilistic model  $P_{\mathbf{X}}$ 
2: Compute  $P(\mathbf{X}_{t_{-1}} | z_{[-1]})$ . {Add initial value information}
3: for  $n = 0$  to  $N$  do
4:   Compute  $P(\mathbf{X}_{t_n} | z_{[n-1]}) \propto P(\mathbf{X}_{t_n} | \mathbf{X}_{t_{n-1}})P(\mathbf{X}_{t_{n-1}} | z_{[n-1]})$  {Predict  $t_n$ }
5:   Compute observation model  $P(z_n | \mathbf{X}_{t_n}) = \text{observe}(f, P(\mathbf{X}_{t_n} | z_{[n-1]}))$  {Evaluate/interrogate model}
6:   Compute  $P(\mathbf{X}_{t_n} | z_{[n]}) \propto P(z_n | \mathbf{X}_{t_n})P(\mathbf{X}_{t_n} | z_{[n-1]})$  {Update information}
7: end for
8: return  $\{P(\mathbf{X}_{t_n} | z_{[n]}), n = -1, 0, \dots, N\}$ 

```

uncertainty. Another way to phrase Equation (13) is to write

$$z_n = \mathbf{H}_1 \mathbf{X}_{t_n} + \nu \quad (14)$$

where the latent variable $\nu := y'(t_n) - f(t_n, \mathbf{H}_0 \mathbf{X}_{t_n})$ captures the error between f at the estimated solution and the true solution's derivative. The approximation in Equation (13) is to assign a centered Gaussian density $P(\nu) = \mathcal{N}(\nu; 0, R_n^2)$ to this latent variable. Purely from a formal perspective this ν is a ‘‘random variable’’, but we stress again that $P(\nu)$ captures *uncertainty* arising from lack of computational information about a deterministic quantity, not any physical sort of randomness in a frequentist sense. That is, solving the same IVP several times will of course always produce the exact same ν , but that same ν will always be just as unknown. Figure 1 displays a graphical model corresponding to the construction. All current probabilistic numerical ODE solvers share this particular assumption (13) [57, 7, 51, 9, 31, 61]. The differences between these algorithms chiefly lies in the prior on \mathbf{X}_t , and how the observation z_n is produced within the algorithm.

It remains to construct z_n and R_n^2 . One possible definition of z_n is to evaluate

$$\begin{aligned} z_n &\leftarrow \mathbb{E}[f] \\ &= \int f(t_n, Y_{t_n}) \mathcal{N}(Y_{t_n}; (\mathbf{m}_{t_n}^-)_0, (\mathbf{C}_{t_n}^-)_{00}) dY_{t_n}, \end{aligned} \quad (15)$$

where $\mathcal{N}(\mathbf{X}_{t_n}; \mathbf{m}_{t_n}^-, \mathbf{C}_{t_n}^-) = P(\mathbf{X}_{t_n} | z_{[n-1]})$ is the prediction distribution of \mathbf{X}_{t_n} given the data $z_{[n-1]}$ and \leftarrow denotes assignment in code.

With these conventions, two new issues emerge: the evaluation of the intractable Equation (15) and the determination of R_n^2 . Kersting and Hennig [31] propose to put

$$R_n^2 \leftarrow \int f(t_n, Y_{t_n})^2 \mathcal{N}(Y_{t_n}; (\mathbf{m}_{t_n}^-)_0, (\mathbf{C}_{t_n}^-)_{00}) dY_{t_n} - \mathbb{E}[f]^2 \quad (16)$$

and to evaluate both integrals by Bayesian quadrature. Chkrebti et al.'s [7] method draws a sample $u_n \sim \mathcal{N}((\mathbf{m}_{t_n}^-)_0, (\mathbf{C}_{t_n}^-)_{00})$, computes $z_n \leftarrow f(t_n, u_n)$ and R_n^2

is set to $(\mathbf{C}_{t_n}^-)_{11}$. In light of Kersting & Hennig [31], this could be thought of as a form of Monte Carlo scheme to evaluate (15).

As a further restriction to the likelihood (13) more widely used by other probabilistic numerical solvers, we will here focus on models with $R_n^2 \rightarrow 0$. That is

$$\begin{aligned} z_n &\leftarrow f(t_n, (\mathbf{m}_{t_n}^-)_0), \\ P(z_n | Y'_{t_n}) &= \delta(z_n - Y'_{t_n}) = \mathcal{N}(z_n; Y'_{t_n}, 0), \end{aligned} \quad (17)$$

This means the estimation node $y_{t_n}^-$ for the evaluation of f is simply the current mean prediction, and the resulting observation is modeled as being correct.

From the analytical viewpoint external to the algorithm itself, of course, one does not expect that the model assumption of a Gaussian likelihood, much less one with vanishing width, to hold in reality. The point of the analysis in Sec. 3.1 is to demonstrate that this model and evaluation scheme yields a method of non-trivial convergence order for some choices of state spaces, while simultaneously keeping computational cost very low (that is very similar to that of classic multistep solvers). That is because the predictive posterior distributions $P(\mathbf{X}_{t_n} | z_{[n]})$ can be computed by the linear-time algorithm known as *Kalman filtering* [29, 48, 49]. The marginal predictive posterior distributions given all data $P(\mathbf{X}_t | z_{[N]})$ can be computed using the *Rauch–Tung–Striebel smoothing* equations [47, 48, 49]. Simultaneously, one can draw samples from the full joint posterior. These two operations increase the computational cost minimally: They require additional computations comparable to those used for interpolation in classic solvers; but neither smoothing nor sampling requires additional evaluations of f . The computational complexity stays linear in number of data points collected. If the full joint posterior is also required for some reason, this is also possible to construct [58, 21]. As a second consequence, the computation becomes deterministic which enables unit testing of the resulting code.

As a side remark, we note some obvious restrictions of the combination of Gaussian (process) prior and likelihood used here: Since this combination means the posterior is always a Gaussian process, one cannot hope to

accurately capture bifurcation events, higher order correlations in the discretization errors, or other higher order effects.

2.4 Detailed example

Consider a concrete example. We solve the following IVP

$$\begin{aligned} y' &= f(t, y) = f(y) = ry(1 - y/\kappa), \\ y(t_0) &= y_0 = 1/10, \quad r = 3, K = 1, \end{aligned} \quad (18)$$

on the interval $[0, 1.5]$. Equation (18) is the sigmoid logistic growth function. Its solution is available in closed form

$$y(t) = \frac{Ky_0 \exp(rt)}{K + y_0(\exp(rt) - 1)}.$$

To solve this system, we apply a 2-times integrated Wiener process. For this example, we fix $h_n = h = 0.3$, such that $t_n = t_0 + hn$ for all n . Usually, the initial values are chosen to be $\mathbf{m}_{t_0}^- = \mathbf{0}$ and $\mathbf{C}_{t_0}^- = \mathbf{Q}(\infty)$, which is the so-called steady state for stationary processes [23]. The latter does not exist in the case for the integrated Wiener process, since the IWP is not stationary. However, as has been shown in [51], this can be done analytically, collecting the first q derivative observations z_0, \dots, z_{q-1} manually in the interval $[t_0, t_1]$ and then inserting them in the analytic formulas, yielding the filtering distribution $P(\mathbf{X}_{t_1} | z_{[q-1]}) = \mathcal{N}(\mathbf{X}_{t_1}; \mathbf{m}_{t_1}, \mathbf{C}_{t_1})$ (see also Sec. 3.2). The remainder of the interval $[t_1, \dots, t_N = T]$ is solved with the familiar Kalman filter equations

$$\mathbf{m}_{t_n}^- = \mathbf{A}(h)\mathbf{m}_{t_{n-1}}, \quad (19)$$

$$\mathbf{C}_{t_n}^- = \mathbf{A}(h)\mathbf{C}_{t_{n-1}}\mathbf{A}(h)^\top + \mathbf{Q}(h) \quad (20)$$

and

$$\lambda_n = f(t_n, \mathbf{H}_0\mathbf{m}_{t_n}^-) - \mathbf{H}_1\mathbf{m}_{t_n}^-, \quad (21)$$

$$\mathbf{K}_n = \mathbf{C}_{t_n}^- \mathbf{H}_1^\top [\mathbf{H}_1 \mathbf{C}_{t_n}^- \mathbf{H}_1^\top]^{-1}, \quad (22)$$

$$\mathbf{m}_{t_n} = \mathbf{m}_{t_n}^- + \mathbf{K}_n \lambda_n, \quad (23)$$

$$\mathbf{C}_{t_n} = \mathbf{C}_{t_n}^- - \mathbf{K}_n [\mathbf{H}_1 \mathbf{C}_{t_n}^- \mathbf{H}_1^\top] \mathbf{K}_n^\top. \quad (24)$$

Figure 2 shows the state of the algorithm after 2 steps have been taken. The solution looks discontinuous, because the information of later updates z_n has not been propagated to previous time points $t_m, m < n$. The last column of Figure 2 shows the (*predictive posterior*) *smoothing distribution* wherein all the information is globally available.

3 Classical analysis for the probabilistic method

The most important test for any numerical algorithm is that it works in practice and under the requirements of potential users. The proposed probabilistic numerical algorithm has been motivated and derived from the computational properties that established classical algorithms provide. The classical algorithms have been studied intensely for over a century, to a point where the theory could almost be considered complete [16]. Thus, a newly proposed algorithm—even when motivated from a different background—should stand up to classical analysis.

While many specialized models and algorithms have been proposed, two standard classes of algorithms have become prevalent for the solution of (1): *Runge–Kutta (RK)* methods and (*linear*) *multistep methods (LMMs)* or combinations thereof (general linear methods, GLMs [4]). These classes share a similar type of algorithmic structure and analysis: at time t_n , evaluate f with a numerical approximation y_{t_n} to construct an updated numerical approximation $y_{t_{n+1}}$ from linear combinations of the function evaluations f_{t_n} (exact definitions below). The update weights are parameters of a given method and, if chosen appropriately, can be shown to coincide with the Taylor approximation of the true solution y up to q terms.

In the following, we present results relating the newly proposed probabilistic method to existing algorithms, which allows us to transfer the known results to our method. Interpreting the probabilistic model from the viewpoint of classical analysis adds a justification to the assumptions made in the previous sections by saying that these assumptions—unintuitive as they may be at first—are the same assumptions that are implied by the application of a classical algorithm.

3.1 On the connection to Nordsieck methods

Linear multistep methods are defined by the relationship

$$\sum_{i=0}^q \alpha_i y_{t_{n-i}} = h \sum_{i=0}^q \beta_i f_{t_{n-i}}, \quad (25)$$

where f_{t_n} are approximations to $y'(t_n)$, h is the step size, and the α_i and β_i are parameters of the method. If $\beta_0 = 0$, then (25) defines y_{t_n} without requiring f_{t_n} and we can set $f_{t_n} := f(t_n, y_{t_n})$ for the computation of $y_{t_{n+1}}$. This is called an *explicit method*. In contrast, if $\beta_0 \neq 0$, we still define $f_{t_n} = f(t_n, y_{t_n})$, but (25) now defines a non-linear equation for y_{t_n} given a non-linear f . We say that y_{t_n} is *implicitly defined* and, therefore, methods

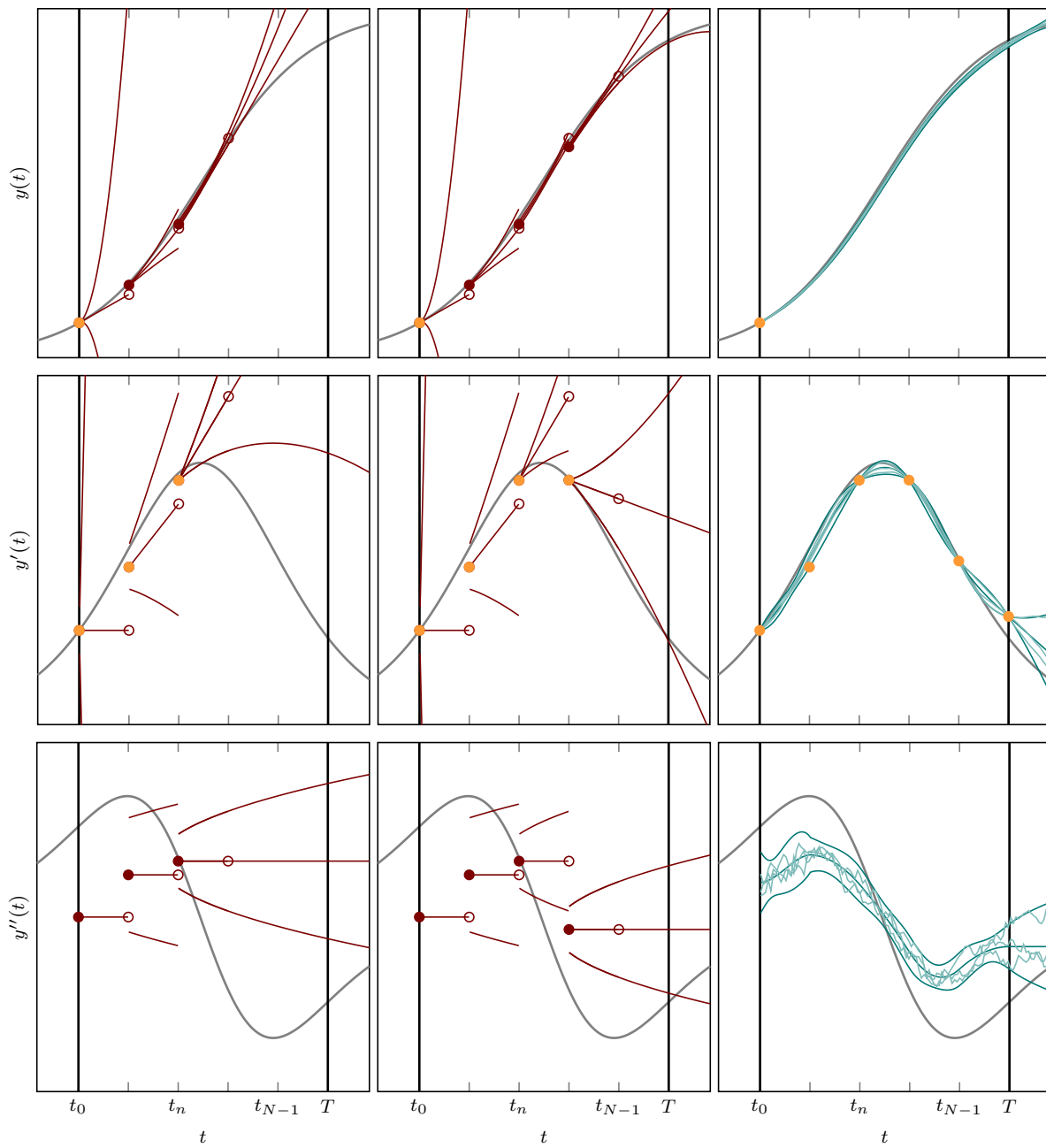


Fig. 2: The 2-times integrated Wiener process $d\mathbf{X}_t = \mathbf{U}_3\mathbf{X}_t dt + \mathbf{e}_2 dW_t$ applied to the logistic growth problem $y' = ry(1 - y/K)$. The plot shows the true solution (gray) of the function y and its first two derivatives, as well as the numerical solution Y , given by its mean \mathbf{m}_i (red line) and covariance \mathbf{C} , visualized as point-wise plus-minus twice the standard deviation $\mathbf{m}_i \pm 2\sqrt{\mathbf{C}_{ii}}$. Empty circles are predicted values at time t_n , filled circles represent updated values, orange dots are function and derivative observations. The first two columns display two *predict-evaluate-update-predict* cycles. The last column shows the smoothed final solution (green, thick lines) and three samples from the predictive posterior (thin lines).

with $\beta_i \neq 0$ are called *implicit methods*. Assuming that at least one of $\{\alpha_q, \beta_q\}$ does not vanish, the method requires the numerical approximation on q previous grid points and (25) is called a q -step method.

Skeel showed in [55] that implicit LMMs can be written in Nordsieck form [40]:

$$\mathbf{x}_n = \left(y_{t_n}, h y'_{t_n}, \dots, h^q y_{t_n}^{(q)} / q! \right)^\top, \quad (26)$$

$$\mathbf{x}_{n+1} = (\mathbf{I} - \mathbf{l} \mathbf{e}_1^\top) \mathbf{P} \mathbf{x}_n + h \mathbf{l} z_n, \quad (27)$$

where \mathbf{P} is the Pascal triangle matrix with entries $p_{ij} = \mathbb{I}_{i \leq j} \binom{j}{i}$ and $\mathbf{l} = \mathbf{l}(\{\alpha_i, \beta_i\})$ is the weight vector defining the method. The vector \mathbf{x}_n is called the *Nordsieck vector* in honor of its inventor Nordsieck [40], and a LMM written in Nordsieck form is also called a *Nordsieck method*. The intuition behind this family of methods is to replace $y(t)$ or $y'(t)$ on $[t_{n-q}, \dots, t_n]$ with a local polynomial $\pi(t) = \pi_{[t_{n-q}, \dots, t_n]}(t)$ of order q .

The difference in presentation between (25) and (26) can be understood as expressing $\pi(t)$ either in Lagrange notation (Equation (25)) or Taylor expansion notation (Equation (26)). In this case, $\mathbf{P} \mathbf{x}_n$ yields a prediction of the numerical Taylor expansion at t_{n+1} and the scalar increment z_n is implicitly defined as the solution to

$$h^{-1}(\mathbf{P} \mathbf{x}_n)_1 + l_1 z_n = f(t_n + h, (\mathbf{P} \mathbf{x}_n)_0 + h l_0 z_n), \quad (28)$$

which is the correction from \mathbf{x}_n to \mathbf{x}_{n+1} to the Taylor coefficients. Equation (28) can be solved by iterated function evaluations of the form

$$z_n^{(1)} := f(t_n + h, (\mathbf{P} \mathbf{x}_n)_0) \quad (29)$$

$$z_n^{(M)} := l_1^{-1} [f(t_n + h, (\mathbf{P} \mathbf{x}_n)_0 + h l_0 z_n^{(M-1)}) - h^{-1}(\mathbf{P} \mathbf{x}_n)_1] \quad (30)$$

or by directly solving (28) with some variant of the Newton-Raphson method.

If $z^{(M)}$ is used in the computation of (27), the resulting algorithm is called a P(EC)^M method. If Equation (28) is solved up to numerical precision, the method is called a P(EC)[∞] method. Nordsieck methods with suitable weights \mathbf{l} can be shown to have local truncation error of order q or $q + 1$ [56, 55]. More details can also be found in standard textbooks [22, 14].

We will now show how the Kalman filter (19)–(24) can be rewritten such that the mean prediction takes the form of (27). This enables to analyze the proposed algorithm in light of classical Nordsieck method results, but can also guide the further development of the probabilistic approach with the experience of existing software.

Considering a fixed step size $h_n = h$, $n = 1, \dots, N$, we re-scale the state space and SDE of the IWP(q) by

scaling matrix \mathbf{B} to define an equivalent notation

$$\begin{aligned} \tilde{\mathbf{X}}_t &= \left(Y_t, h Y'_t, \frac{h^2}{2!} Y''_t, \dots, \frac{h^q}{q!} Y_t^{(q)} \right)^\top \\ &= \underbrace{\text{diag} \left(1, h, \frac{h^2}{2!}, \dots, \frac{h^q}{q!} \right)}_{=: \mathbf{B}} \mathbf{X}_t, \end{aligned} \quad (31)$$

This state vector is the *Nordsieck vector*. The advantage of this notation is that (3) simplifies to

$$d\tilde{\mathbf{X}}_t = \mathbf{B} \mathbf{U}_{q+1} \mathbf{B}^{-1} \tilde{\mathbf{X}}_t dt + \mathbf{B} \mathbf{e}_q dW_t, \quad (32)$$

where $\tilde{\mathbf{A}}(h) = \mathbf{P}$, the Pascal triangle matrix, and

$$\begin{aligned} (\tilde{\mathbf{Q}}(h))_{ij} &= (\mathbf{B} \mathbf{Q}(h) \mathbf{B}^\top)_{ij} \\ &= \frac{h^i}{i!} \sigma^2 \frac{h^{2q+1-i-j}}{(2q+1-i-j)(q-i)!(q-j)!} \frac{h^j}{j!} \\ &= \frac{\sigma^2 h^{2q+1}}{(2q+1-i-j)(q-i)!(q-j)! i! j!} \end{aligned} \quad (33)$$

which can be seen by inserting (32) into (5) and simplifying. Furthermore, the observation matrices become $\tilde{\mathbf{H}}_0 = \mathbf{H}_0 \mathbf{B}^{-1} = \mathbf{e}_0$ and $\tilde{\mathbf{H}}_1 = \mathbf{H}_1 \mathbf{B}^{-1} = h^{-1} \mathbf{e}_1$. Rewriting the filtering equations, we arrive at

$$\mathbf{C}_{t_n}^- = \mathbf{P} \mathbf{C}_{t_{n-1}} \mathbf{P}^\top + \tilde{\mathbf{Q}}(h), \quad (34)$$

$$\mathbf{K}_n = \mathbf{C}_{t_n}^- \tilde{\mathbf{H}}_1^\top [\tilde{\mathbf{H}}_1 \mathbf{C}_{t_n}^- \tilde{\mathbf{H}}_1^\top]^{-1} \quad (35)$$

and

$$\mathbf{m}_{t_n} = (\mathbf{I} - \mathbf{K}_n \tilde{\mathbf{H}}_1) \mathbf{P} \mathbf{m}_{t_{n-1}} + \mathbf{K}_n z_n^{(1)}, \quad (36)$$

$$\mathbf{C}_{t_n} = (\mathbf{I} - \mathbf{K}_n \tilde{\mathbf{H}}_1) \mathbf{P} (\mathbf{C}_{t_{n-1}} \mathbf{P}^\top + \tilde{\mathbf{\Phi}}_{12}(h)^\top). \quad (37)$$

Choosing a prior covariance matrix with entries $(\mathbf{C}_{t_{-1}}^-)_{ij} = \sigma^2 h^{2q+1} c_{ij}$, for some $c_{ij} \in \mathbb{R}$ such that $\mathbf{C}_{t_{-1}}^-$ is a valid covariance matrix, it can be shown by induction that all entries of \mathbf{C}_{t_n} for all n have this structural form. As a by-product, $\mathbf{K}_n = h (k_{n,0}, 1, k_{n,2}, \dots, k_{n,q})^\top$ for some $k_{n,i} \in \mathbb{R}$ which follows from (35).

Given these invariants, Equation (36) has the structure of a multistep method written in Nordsieck form (27). The only difference is the changing weight vector \mathbf{K}_n (36) as compared to the constant weights in (27). Multistep methods with varying weights have been studied in the literature [12, 3]. These works are often in the context of variable step sizes $h_n \neq h$, but variable-coefficient methods have also been studied for other purposes, for example, cyclic methods [1]. These works have in common that the weights are free variables that are not limited through the choice of model class. As a consequence, determining optimal weights can be algebraically difficult [22, §III.5].

Here, variable step sizes are easily obtained by working with the representation (3) instead of (32) and computing (7) according to h_n . In contrast to classical

methods, the weights \mathbf{K}_n cannot be chosen freely, but are determined through the choice of model (3), and the evolution of the underlying uncertainty \mathbf{C}_{t_n} . While Kersting and Hennig [31] provide some preliminary empirical evidence that these adaptive weights \mathbf{K}_n might actually improve the estimate, more rigorous analysis is required for theoretical guarantees.

In fact, Skeel (and Jackson) [54,56] consider more general *propagation matrices* \mathbf{S} for $\mathbf{x}_{t_n} = \mathbf{S}\mathbf{x}_{t_{n-1}}$ in Equation (27). Every model of the form (3) implies such a general propagation matrix by identifying $\mathbf{S}_n = (\mathbf{I} - \mathbf{K}_n \mathbf{H}_1) \mathbf{A}(h_n)$. Thus, applying the Kalman filter to LTI SDE models is structurally equivalent to a variable-coefficient multistep method. This motivates the following definition and Algorithm 2 for the probabilistic solution of initial value problems.

Definition 1 A *probabilistic filtering ODE solver (PFOS)* is the Kalman filter applied to an initial value problem with an underlying Gauss–Markov linear, time-invariant SDE and Gaussian observation likelihood model.

Algorithm 2: Probabilistic filtering ODE solver

- 1: Define $t_{-1} := t_0$, choose $\mathbf{F}, \mathbf{L}, \sigma^2$, initialize $\mathbf{m}_{t_{-1}}^-, \mathbf{C}_{t_{-1}}^-$ accordingly
 - 2: $\mathbf{K}_{-1} \leftarrow \mathbf{C}_{t_{-1}}^- \mathbf{H}_0^\top [\mathbf{H}_0 \mathbf{C}_{t_{-1}}^- \mathbf{H}_0^\top]^{-1}$
 - 3: $\mathbf{m}_{t_{-1}} \leftarrow \mathbf{m}_{t_{-1}}^- + \mathbf{K}_{-1} [y_0 - \mathbf{H}_0 \mathbf{m}_{t_{-1}}^-]$
 - 4: $\mathbf{C}_{t_{-1}} \leftarrow \mathbf{C}_{t_{-1}}^- - \mathbf{K}_{-1} [\mathbf{H}_0 \mathbf{C}_{t_{-1}}^- \mathbf{H}_0^\top] \mathbf{K}_{-1}^\top$
 - 5: **for** $n = 0$ **to** N **do**
 - 6: $h_n \leftarrow t_n - t_{n-1}$
 - 7: Compute $\mathbf{A}(h_n), \mathbf{Q}(h_n)$
 - 8: $\mathbf{m}_{t_n}^- \leftarrow \mathbf{A}(h_n) \mathbf{m}_{t_{n-1}}^-$ {Predict}
 - 9: $\mathbf{C}_{t_n}^- \leftarrow \mathbf{A}(h_n) \mathbf{C}_{t_{n-1}}^- \mathbf{A}(h_n)^\top + \mathbf{Q}(h_n)$
 - 10: $z_n \leftarrow f(t_n, \mathbf{H}_0 \mathbf{m}_{t_n}^-)$ {Evaluate}
 - 11: $\lambda_n \leftarrow z_n - \mathbf{H}_1 \mathbf{m}_{t_n}^-$ {Update}
 - 12: $\mathbf{K}_n \leftarrow \mathbf{C}_{t_n}^- \mathbf{H}_1^\top [\mathbf{H}_1 \mathbf{C}_{t_n}^- \mathbf{H}_1^\top]^{-1}$
 - 13: $\mathbf{m}_{t_n} \leftarrow \mathbf{m}_{t_n}^- + \mathbf{K}_n \lambda_n$
 - 14: $\mathbf{C}_{t_n} \leftarrow \mathbf{C}_{t_n}^- - \mathbf{K}_n [\mathbf{H}_1 \mathbf{C}_{t_n}^- \mathbf{H}_1^\top]^{-1} \mathbf{K}_n^\top$
 - 15: **end for**
 - 16: **return** $\{\mathbf{m}_{t_N}, \mathbf{P}_{t_N}, n = -1, \dots, N\}$
-

As was the case in Algorithm 1, the exact form of lines 10–12 depend on the choice of likelihood model (cf. Kersting and Hennig [31]).

We will now study the long-term behavior of the PFOS. In particular, we will ask what is the long-term behavior for the sequence of Kalman gains $(\mathbf{K}_n)_{n=0, \dots}$ and how this will influence the solution quality. It can be shown that its properties are linked to properties of the *discrete algebraic Riccati equation*, of which the theory has largely been developed [34]. Denote by $\gamma : \mathbb{R}^{(q+1) \times (q+1)} \rightarrow \mathbb{R}^{(q+1) \times (q+1)}$ the function that maps the covariance matrix $\mathbf{C}_{t_{n-1}}$ of the previous knot t_{n-1}

to the covariance matrix \mathbf{C}_{t_n} at the current knot t_n (Equation (37)). If there exists a (unique) fixed point \mathbf{C}^* of γ , it's called the *steady state* of the model (3). Associated with a fixed point \mathbf{C}^* is also a constant Kalman gain \mathbf{K}^* that is obtained at the (numerical) convergence of \mathbf{C}^* .

We will now show that there is a subset of model (3) that converges to a steady state. This subsystem completely determines a constant Kalman gain \mathbf{K}^* at least in the case of the IWP(1) and IWP(2). Thus, just like in the equivalence result for the Runge–Kutta methods in Schober et al. [51], the result of the PFOS is equivalent (in the sense of numerically identical) after an initialization period to a corresponding classical Nordsieck method defined by the weight vector \mathbf{K}^* and we can apply all the known theory of multistep methods to the mean of the PFOS.

Proposition 1 *The PFOS arising from the once integrated Wiener process IWP(1) is equivalent in its predictive posterior mean to the $P(EC)^1$ implementation of the trapezoidal rule.*

Proof The trapezoidal rule, written as in Equation (25), is

$$y_{t_n} = y_{t_n} + \frac{h}{2} (f_{t_{n-1}} + f_{t_n}). \quad (38)$$

We will show that $(\mathbf{m}_{t_n})_0 = (\mathbf{m}_{t_{n-1}})_0 + h/2[(\mathbf{m}_{t_{n-1}})_1 + (\mathbf{m}_{t_n})_1]$ for all n by induction. Let $\mathbf{m}_{t_{-1}}^- = \mathbf{0}$ and $\mathbf{C}_{t_{-1}}^- \in \mathbb{R}^{2 \times 2}$ be an arbitrary covariance matrix. Applying the first three lines of Algorithm 2 algebraically, the predicted values are

$$\mathbf{m}_{t_{-1}} = \begin{pmatrix} y_0 \\ m_{t_{-1},1}^- \end{pmatrix}, \quad \mathbf{C}_{t_{-1}} = \begin{pmatrix} 0 & 0 \\ 0 & c_{t_{-1},11}^- \end{pmatrix} \quad (39)$$

for some $m_{t_{-1},1}^-, c_{t_{-1},11}^-$. Continuing in this fashion yields $z_0 := f(t_0, y_0)$ and $\mathbf{m}_{t_0} = (y_0, z_0)^\top$, $\mathbf{C}_{t_0} = \mathbf{0}$. Using (19) and (20) to compute the predictions at t_1 , we arrive at

$$\mathbf{m}_{t_1}^- = \begin{pmatrix} y_0 + h z_0 \\ z_0 \end{pmatrix}, \quad \mathbf{C}_{t_1}^- = \mathbf{Q}(h) \quad (40)$$

and we see that $\mathbf{H}_0 \mathbf{m}_{t_0+h}^- = y_0 + h z_0 = (\mathbf{P}(y_0, h z_0)^\top)_0$. Completing the Kalman step by applying Equations (21)–(24) yields

$$\mathbf{m}_{t_1} = \begin{pmatrix} y_0 + \frac{h}{2} [z_0 + z_1] \\ z_1 \end{pmatrix}, \quad \mathbf{C}_{t_1} = \sigma^2 \begin{pmatrix} \frac{h^3}{12} & 0 \\ 0 & 0 \end{pmatrix}, \quad (41)$$

where $z_1 := f(t_1, y_0 + h z_0)$. Comparing with (29), we see that z_1 is of the desired form, which completes the start of the induction. Finally, we observe that the second column of $\mathbf{C}_{t_1} = \mathbf{0} = \mathbf{C}_{t_0}$, i.e. this will be invariant and, as a consequence, the second column of $\mathbf{C}_{t_n}^-$ is simply the second column of $\mathbf{Q}(h)$, and the induction is completed. \square

We will now investigate the model corresponding to the IWP(2). To this end, let $\mathbf{C}_{t_{n-1}}$ be of the form

$$\mathbf{C}_{t_{n-1}} = \sigma^2 h^5 \begin{pmatrix} c_{00} & 0 & c_{02} \\ 0 & 0 & 0 \\ c_{02} & 0 & c_{22} \end{pmatrix} \quad (42)$$

such that $\mathbf{C}_{t_{n-1}}$ is a valid covariance matrix. Equations (35) and (37) guarantee that this form holds for t_0 , that is, after the first derivative observation and this can be found through the inspection of $\tilde{\mathbf{Q}}(h)$. Applying one Kalman step algebraically, by inserting (42) into (35) and (37), we find that

$$\begin{aligned} (\mathbf{C}_{t_n})_{00} &= \sigma^2 h^5 \frac{3840c_{00}c_{22} + 320c_{00} - 3840c_{02}^2 + 110c_{02} + 32c_{22} + 1}{320(12c_{22} + 1)} \\ (\mathbf{C}_{t_n})_{02} &= \sigma^2 h^5 \frac{-(48c_{02} + 24c_{22} + 1)}{96(12c_{22} + 1)} = (\mathbf{C}_{t_n})_{20} \\ (\mathbf{C}_{t_n})_{22} &= \sigma^2 h^5 \frac{16c_{22} + 1}{16(12c_{22} + 1)} \\ (\mathbf{C}_{t_n})_{ij} &= 0, \quad i, j = 0, 1, 2, i \vee j = 1 \end{aligned} \quad (43)$$

which has the same structural form. We will now consider the behavior of the coefficients c_{ij} . Consider the dynamical system $\bar{\gamma}_{22}(c) = (16c + 1)[16(12c + 1)]^{-1}$ which maps the coefficient of the last entry in $\mathbf{C}_{t_{n-1}}$ to the next. The range and image of $\bar{\gamma}_{22}$ are the non-negative reals, since variances cannot be negative. On this domain, $\bar{\gamma}_{22}$ has a continuous and bounded derivative $|\bar{\gamma}'_{22}| \leq \frac{1}{4}$. In particular, $\bar{\gamma}_{22}$ is a contraction with Lipschitz constant $\frac{1}{4}$. Thus, the entries converge to the fixpoint $c_{22}^* = \frac{\sqrt{3}}{24}$ (which can be found with some simple algebra). Similarly, one can either insert c_{22}^* into the respective form of $\bar{\gamma}_{02}$ or one considers the two-dimensional mapping of both entries. In both cases, a similar argument guarantees the convergence to a fixpoint, which is found to be $c_{02}^* = -\frac{\sqrt{3}}{144}$. Inserting these into Equation (35), we find that $\mathbf{K}_n = \mathbf{K}^* = (\frac{3+\sqrt{3}}{12}, 1, \frac{3-\sqrt{3}}{2})^\top$ is the static probabilistic Nordsieck method of the IWP(2) filter. Inserting these weights into [55, Theorem 4.2] proves the following:

Theorem 1 *The predictive posterior mean of the IWP(2) with fixed step size h is a third order Nordsieck method, when the predictive distribution has reached the steady state.*

Although Theorem 1 is only valid when the system has reached its steady state, we find that the convergence (visualized in Figure 3) is rapid in practice. In the extreme case of $q = 1$ (not shown), in fact it is instantaneous, and Proposition 1 is valid from the second step onwards. This limitation could also be circumvented in practice by initializing $\mathbf{C}_{t_{-1}}$ at steady state coefficients, but this possibility is not required to achieve high-order convergence on the benchmark problems we considered.

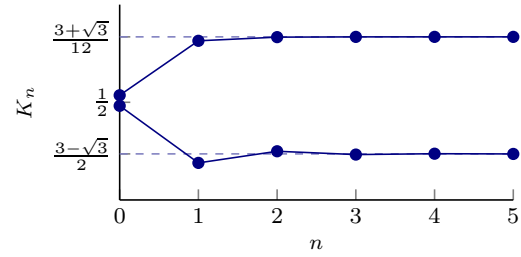


Fig. 3: The weights $(K_n)_0$ and $(K_n)_2$ for $n = 0, \dots, 5$.

Figure 3 shows the situation for a constant value of the diffusion amplitude σ^2 . In Section 4, we will discuss error estimation and step size adaptation. This process leads to a continuous adaptation of this variable, which in turn means that the convergence shown in the figure continues throughout the run of the algorithm. So the practical algorithm presented here and empirically evaluated in Section 5 is not formally identical to Nordsieck methods, merely conceptually closely related.

Inspecting the weights of the IWP(2), we find that this method has not been considered previously in the literature, and, in particular, cannot be related to any of the typical formulas, such as Adams-Moulton or backward differentiation formulas. This is not surprising, since the result of this method has been constructed to be twice continuously differentiable, whereas there is no such guarantee for the solution provided by the typical methods. In fact, the probabilistic Nordsieck method is much closer related to spline-based multistep methods such as [37, 36, 5, 2] since Gaussian process regression models have a one-to-one correspondence to spline smoothing in a reproducing kernel Hilbert space of appropriate choice [32, 62]. This also justifies the application of a full-support distribution, even though it is known that the solution will remain in a compact set. In the former case, the interpretation is one of average case error whereas in the latter, the bound corresponds to the worst case error [44].

The forms of C_{t_n} found in Equations (41) & (43) also show that the standard deviation $\text{std}[(\mathbf{m}_{t_n})_0] = (\mathbf{C}_{t_n})_{00}^{1/2}$ can be meaningfully, if weakly, interpreted as an approximation to the *expected error* $|y_{t_n} - y(t_n)|$ of the numerical solution in the following local, asymptotic sense: From our analysis of the IWP(q), $q \in \{1, 2\}$, we have $|y_{t_n} - y(t_n)| \leq Ch^{q+1}$ whereas $(\mathbf{C}_{t_n})_{00}^{1/2} \in \mathcal{O}(\sigma h^{q+1/2})$. Estimating the intensity σ of the stochastic process amounts to estimating the unknown constant C .

We conclude this section by considering some implications of the probabilistic interpretation in contrast to other classical multistep methods.

Keeping all hyper-parameters (order q , prior diffusion intensity σ^2 , and step size h) fixed, the gain \mathbf{K}_n is completely determined, and, as a consequence, we could have chosen to fully solve the implicit equation (28) for the generation of z_n . Solving (28) up to numerical precision can be interpreted to learn the true value of the model (3) at t_n which gives another justification for using $R_n^2 = R^2 = 0$. Since the P(EC)^∞ and the P(EC)^M have the same order for all M [14], this argument can be extended to the case of the PEC^1 implementation which gives the most natural connection to the Kalman filter.

In fact, a P(EC)^M , $M > 1$, implementation would collect and put aside the values $z_n^{(1)}, \dots, z_n^{(M-1)}$, which seems unintuitive from an inference point of view, where it is natural to assume that more data should yield a better approximation. A natural question would be whether this is a case of diminishing returns of approximation quality for computational power, but this is beyond the scope of this paper.

One current limitation of the PFOS is its fixed integration order q over the whole integration domain \mathbb{T} . The reason for this limitation is that it is conceptually not straight forward to connect spline models of different order at knots t_n . However, the ability to adapt the integration order during runtime has been key in improving the efficiency of modern solvers [6]. Furthermore, the method corresponding to the IWP(2) model has a rather small region of stability which is depicted in Figure 4, specially in comparison to backward differentiation formulas (BDFs) [14]. This makes the method impractical for stiff equations.

It is natural to ask what happens in the case of the IWP(q), $q > 2$. Using techniques from the analysis of Kalman filters, one can show that these models also contain a stable subsystem and that the weights \mathbf{K}_n will converge to a fixed point \mathbf{K}^* , even for non-zero, but constant, R^2 . However, it remains unclear whether they will be practical. In particular, these methods might even be unstable for most spline models [37]. We have tested the IWP(q), $q \in \{1, \dots, 4\}$, empirically on the Hull et al. benchmark (see Section 5) and have observed that these converge in practice on these non-stiff problems.

3.2 Initialization via Runge–Kutta methods

Thus far, we have provided the analysis of the long-term behavior of the algorithm, when several Kalman filter steps have been computed and the steady-state is reached. Crucially, a necessary condition for this analysis is that enough updates have been performed such

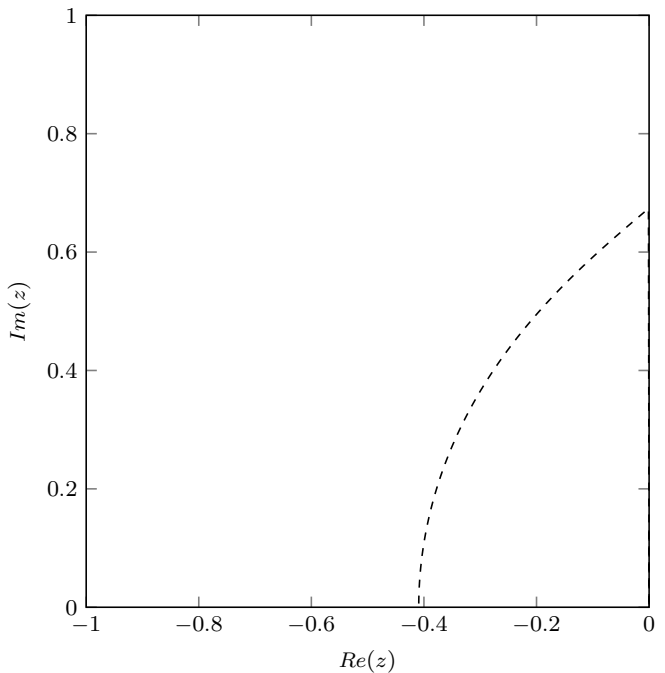


Fig. 4: Partial stability domain of the probabilistic Nordsieck method using the IWP(2) in the negative real, positive imaginary quadrant. The method converges for step sizes h on linear problems $y' = \lambda y$, if $h\lambda := z \in \mathbb{C}$ lies in the region of stability in the lower right corner. See [14] for details.

that the observable space spans the entire state-space, which is $q + 1$ updates in the case for the IWP(q).

Thus, the question remains how to initialize the filter. Schober et al. [51] have shown that there are Runge–Kutta steps that coincide with the maximum a posteriori (MAP) of the IWP(q) for $q \leq 3$. This requires $q + 1$ updates using a diffuse prior with $\mathbf{C}_{t-1} = \lim_{\mathcal{H} \rightarrow \infty} \mathbf{Q}(\mathcal{H})$. In practice, one takes a Runge–Kutta step with the corresponding formula and plugs the resulting values into the analytic expressions for \mathbf{m}_{t_1} and \mathbf{C}_{t_1} at t_1 . Additionally to the cases presented in [51], we can report a match between a four step Runge–Kutta formula of order four and the IWP(4). This match is obtained for the evaluation knots $t_0 + c_i h$ with the vector $\mathbf{c} = (0, 1/3, 1/2, 1)^\top$. Details and exact expressions are given in Appendix B. This approach is structurally similar to an algorithm given by Gear [17] for the case of classical Runge–Kutta and Nordsieck methods.

However, we want to stress that the analysis by Schober et al. [51] is done under exactly the same model and with the same assumptions that have been presented here in different notation. Therefore, the initialization does not require a separate model and our requirement of a globally-defined solver still holds.

Finally, it should be pointed out that this is only one feasible initialization. In cases where automatic differentiation [20] is available, this can be used to initialize the Nordsieck vector up to numerical precision and set $\mathbf{C}_{t_{-1}}$ to $\mathbf{0}$. Nordsieck originally proposed [40] start with an initial vector $\mathbf{m}_{t_{-1}} = \mathbf{0}$, followed by $q + 1$ steps with positive and $q + 1$ with negative direction (that is, integrating backwards to the start). One interpretation is that the method uses $\mathbf{m}_{t_{-1}} = \mathbb{E}[X_{t_{-1}} | \tilde{z}_{-1}, \dots, \tilde{z}_q]$, with tentative \tilde{z}_i computed out of this process.

4 Error estimation and hyperparameter adaptation

While the general algorithm described in Sec. 3.1 can be applied to any IVP at this stage, a modern ODE solver also requires the ability to automatically select sensible values for its hyper-parameters. The filter has three remaining parameters to choose: the dimensionality q of the state space, the diffusion amplitude σ^2 and the step size h .

To obtain a globally consistent probability distribution, we fix $q = 2$ throughout the integration to test the third order method presented in Sec. 3.1. For the remaining two parameters, we first note that estimating σ^2 will lend itself naturally to choose the step size. To see this, one needs to make the connection to classical ODE solvers and the interpretation of the state space model. In classical ODE solvers, h_n is determined based on local error analysis, that is, h_n is a function of the error e_{t_n} introduced from step t_{n-1} to step t_n . Then, h_n is computed as a function of the allowed tolerance and the expected error which is assumed to evolve similarly to the current error.

As is common in solving IVPs, we base error estimation on *local errors*. Assume that the predicted solution $\mathbf{m}_{t_{n-1}}$ at time t_{n-1} is error free, that is, $\mathbf{C}_{t_{n-1}} = \mathbf{0}$. Then, by Equations (20) and (21), we have

$$p(\lambda_n | \sigma^2) = \mathcal{N}(\lambda_n; z_n - \mathbf{H}_1 \mathbf{m}_{t_n}^-, \mathbf{H}_1 \sigma^2 \bar{\mathbf{Q}}(h) \mathbf{H}_1^\top). \quad (44)$$

One way to find the optimal σ^2 is to construct the maximum likelihood estimator from Equation (44) which is given by

$$\begin{aligned} \hat{\sigma}^2 &= (z_n - \mathbf{H}_1 \mathbf{m}_{t_{n-1}}^-)^\top (\mathbf{H}_1 \bar{\mathbf{Q}}(h) \mathbf{H}_1^\top)^{-1} (z_n - \mathbf{H}_1 \mathbf{m}_{t_{n-1}}^-) \\ &= \frac{(z_n - \mathbf{H}_1 \mathbf{m}_{t_{n-1}}^-)^2}{\mathbf{H}_1 \bar{\mathbf{Q}}(h) \mathbf{H}_1^\top}. \end{aligned} \quad (45)$$

For the last equation we used the fact that all the involved quantities are scalars.

To allow for a greater flexibility of the model, we allow amplitude σ^2 to vary for different steps $\sigma_{t_n}^2$. Note,

that the mean values are then no longer independent of σ^2 , because the factor no longer cancels out in the computation of K_n in Equation (23). However, this situation is indeed intended: if there was more diffusion in $[t_{n-1}, t_n]$, we want a stronger update to the mean solution as the observed value is more informative. Additionally, Equation (21) is independent of $\sigma_{t_n}^2$ or any other covariance information $\mathbf{P}_{t_n}^-, \mathbf{Q}(h)$. Therefore, we can apply Equation (21) before Equation (20), update $\sigma_{t_n}^2$ and then continue to compute the rest of the Kalman step. This idea is similar in spirit to [27, §11], but follows the general idea of error estimation in numerical ODE solvers, where local error information is available only.

At this point, the inference interpretation of numerical computation comes to bear: once the initial modeling decision—modeling a deterministic object with a probability measure to describe the uncertainty over the solution—is accepted, everything else follows naturally from the probabilistic description. Most importantly, there are no neglected higher-order terms, as they are all incorporated in the diffusion assumption.

This kind of lightweight error estimation is a key ingredient to probabilistic numerical methods: one goal of a probabilistic model are improved decisions under *uncertainty*. This uncertainty is necessarily a crude approximation, since a more accurate error estimator could be used to improve the overall solution quality. However, the reduction of computational efforts up to a tolerated error is exactly what modern numerical solvers try to achieve.

This error estimate can now be used in the conventional way of adapting the step size which we will restate here to give a complete description of the inference algorithm (see also [6]). Given an error weighting vector \mathbf{w} , the algorithm computes the weighted expected error

$$(\mathbf{D}_{t_n})_i = (\mathbf{H}_1 \sigma_{t_n}^2 \bar{\mathbf{Q}}(h_n) \mathbf{H}_1^\top)_i^{1/2} \mathbf{w}_i, \quad (46)$$

where $\bar{\mathbf{Q}}(h_n) = [\sigma_{t_n}^2]^{-1} \mathbf{Q}(h_n)$ is the normalized diffusion matrix, and checks whether some error tolerance with parameter ϵ is met

$$\mathbf{D}_{t_n} \leq \bar{\epsilon} := \epsilon \frac{h_n}{S} \quad (47)$$

where h_n is the step length and S can be either chosen to be $S = 1$ (error per unit step) or $S = h_n$ (error per step). If Equation (47) holds, the step is accepted and integration continues. Otherwise, the step is rejected as too inaccurate and the step is repeated. In both cases, a new step length is computed which will likely satisfy Equation (47) on the next step attempt. The new step

size is computed as

$$h_{n+1} = \rho \left(\frac{\bar{\epsilon}}{\mathbf{D}_{t_n}} \right)^{\frac{1}{q+1}} \quad (48)$$

where $\rho \in (0, 1)$, $\rho \approx 1$ is a safety factor. Additionally, we also follow best practices [22] limit the rate of change $\eta_{\min} < h_{n+1}/h_n < \eta_{\max}$. In our code, we set $\rho := 0.95$, $\eta_{\min} := 0.1$ and $\eta_{\max} := 5$.

4.1 Global versus local error estimation

The results presented in preceding sections pertain to the estimation of *local* extrapolation errors. It is a well known aspect of ODE solvers [22, §III.5] that the *global* error can be exponentially larger than the local error. More precisely, to scale the stochastic process such that the variance of the resulting posterior measure relates to the square *global* error, the intensity σ_n^2 of the stochastic process must be multiplied by a factor [22, Thm III.5.8] $\exp(L^*(T - t_0))$, where L^* is a constant depending on the problem. Although related, L^* is not the same as the local Lipschitz constant L , and harder to estimate in practice (more details in [22, §III.5]). We stress that this issue does not invalidate the probabilistic interpretation of the posterior measure as such. It is just that the scale of the posterior has to be estimated differently if the posterior is supposed to capture global error instead of local error. In practice, the global error estimate resulting from this re-scaling is often very conservative.

5 Experiments

To evaluate the model, we provide two sets of experiments. First, we qualitatively examine the uncertainty quantification by visualizing the posterior distribution of two example problems. We also compare our proposed observation assumption against the model described by Chkrebti et al. [7]. Second, we more rigorously evaluate the solver on a benchmark, and compare it to existing non-probabilistic codes. Our goal in this work is to construct an algorithm that produces meaningful probabilistic output at a computational cost that is comparable to that of classic, non-probabilistic solvers. The experiments will show that this is indeed possible. Other probabilistic methods, in particular that of Chkrebti et al. [7], aim for a more expressive, non-Gaussian posterior. In exchange, the computational cost of these methods is at least a large multiple of that of the method proposed here, or even polynomially larger.

These methods and ours differ in their intended use-cases: More elaborate but expensive posteriors are valuable for tasks in which uncertainty quantification is a central goal, while our solver aims to provide a meaningful posterior as additional functionality in settings where fast estimates are the principal objective.

5.1 Uncertainty quantification

We apply the probabilistic filtering ODE solver on two problems with attracting orbits: the Brusselator [35] and van der Pol's equation [46]. The filter is applied twice on each problem, once with a fixed step size and once with the adaptive step size algorithm described in Sec. 4. To get a visually interesting plot, the fixed step size and the tolerance threshold were chosen as large as possible without causing instability. Both cases are modeled with a local diffusion parameter σ_n^2 which is estimated using the maximum likelihood estimator of Sec. 4. In the following plots, the samples use the scale σ_n^2 arising from the local error estimate. Because these systems are attractive, the global error correction mentioned in Sec. 4.1 would lead to significantly more conservative uncertainty.

The Brusselator is the idealized and simplified model of an autocatalytic multi-molecular chemical reaction [35]. The rate equations for the oscillating reactants are

$$\begin{aligned} y_1' &= A + y_1^2 y_2 - (B + 1)y_1 \\ y_2' &= B y_1 - y_1^2 y_2, \end{aligned} \quad (49)$$

where A and B are positive constants describing the initial concentrations of two reactants. Following [22], we set $A = 1$, $B = 3$ and $(y_1(0), y_2(0))^T = (1.5, 3)^T$. The integration domain $\mathbb{T} = [0, 10]$ has been chosen such that the solution completes one cycle on the attractor after an initial convergence phase.

The results in Figure 5 demonstrate the effectiveness of the error estimator. This problem also demonstrates the quality and utility of the step size adaptation algorithm, since on the majority of the solution trajectory the algorithm is not limited by stability constraints.

Van der Pol's equation [46] describes an oscillation with a non-linear damping factor α

$$\begin{aligned} 0 &= y'' + \alpha y' + y \\ \alpha &= \mu(y^2 - 1) \end{aligned} \quad (50)$$

with a positive constant $\mu > 0$. Originally, this model has been used to describe vacuum tube circuits. The limit cycle alternates between a non-stiff phase of rapid change and a stiff phase of slow decay. The larger μ the more pronounced both effects are. In our example, we set $\mu = 1$ and integrate over one period with the initial

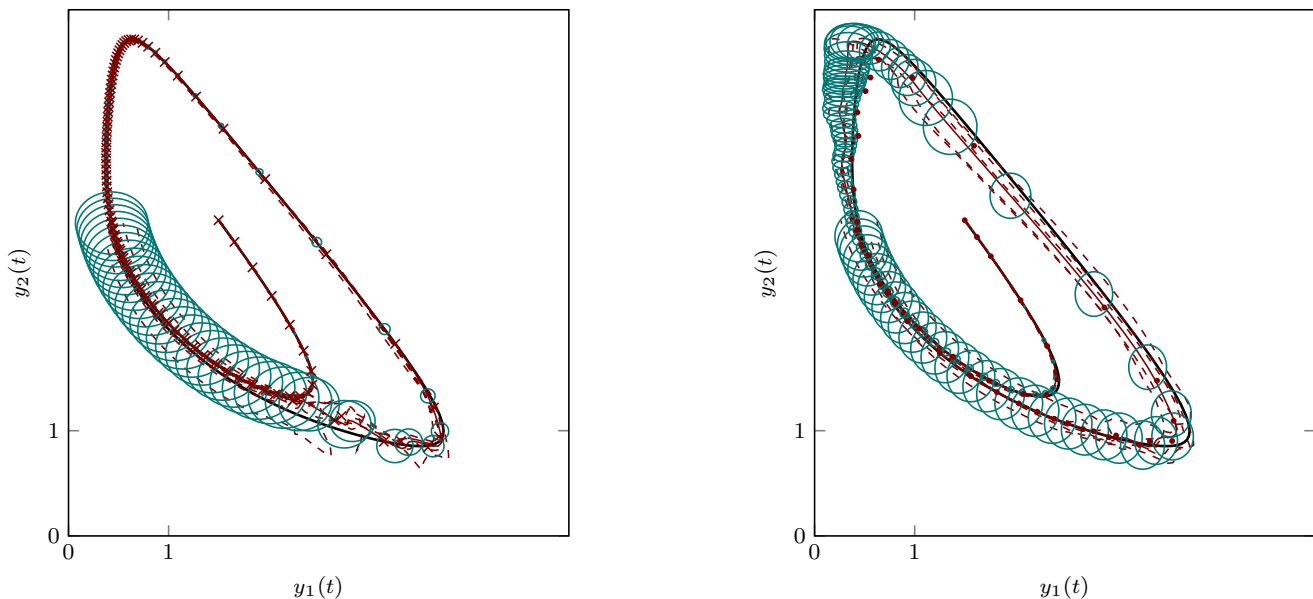


Fig. 5: Numerical solution of the Brusselator (49) using the probabilistic filtering ODE solver. The plots show the solution computed by `ode45` using $\text{RelTol} = \text{AbsTol} = 1 \times 10^{-13}$ (black, background), the posterior mean (red, thick line), iso-contourlines of twice the posterior standard deviation at a subsample of the knots (green) and samples from the posterior distribution (red, dashed lines). **Left:** Using a fixed step size of $h = h_n = 0.0834$. The computation requires 120 steps. **Right:** Using the adaptive step size selection with error weighting $w_i(y) = (\tau y_i + \tau)^{-1}$, $\tau = 0.1$. The computation requires 43 steps. See [22, §1.6] for details.

value on the graph of the limit cycle. Exact values can be found in [22, §I.16].

Figure 6 plots the filter results. In the case of van der Pol's equation, the benefit of step size adaptation is essentially nil, because conservative adaptation consumes the gains on the non-stiff parts. However, the example demonstrates the capability to learn an anisotropic diffusion model for individual components.

Finally, we compare two different strategies of quantifying the uncertainty. To this end, we compare our proposed model to the observation model proposed by Chkrebtii et al. [7, §3.1]. In this case, we set $z_n = f(t_n, (u_{t_n})_0)$, $u_{t_n} \sim \mathcal{N}(\mathbf{m}_{t_n}^-, \mathbf{C}_{t_n}^-)$. Figure 7 shows samples of the posterior distribution, computed with two different evaluation schemes. This scheme is not exactly the same as the one proposed by Chkrebtii et al—their algorithm actually has cubic complexity in the number of f -evaluations, thus is limited to a relatively small number of evaluation steps. But our version captures the principal difference between their algorithm and the simpler filter proposed here: Their algorithm draws separate samples involving independent evaluations of f at perturbed locations, while ours draws samples from a single posterior constructed from one single set of f -evaluations. As expected, the model of Chkrebtii et al. provides a richer output structure, for example, by identifying divergent solutions (right subplot) if the solver

leaves the region of attraction. However, to obtain individual samples, the entire algorithm has to run repeatedly, so the cost of producing S samples is S times that of our algorithm, which produces all its samples in one run, without requiring additional evaluations of f .

5.2 Benchmark evaluation

As is the case with many modern solvers, the theoretical guarantees do not extend to the full implementation with error estimation and step size control. Therefore, an empirical assessment is necessary to compare against trusted implementations. We compare the proposed Kalman filter to a representative set of standard algorithms on the DETEST benchmark set [26]. While other standardized tests have been proposed [11, 33], DETEST has repeatedly been described as representative [53, 13]. By choosing the same comparison criteria across all test problems and tested implementations, the benchmark provides the necessary data to make predictions on the behavior on a large class of problems.

Two different dimensions of performance are considered in [26]: the *computational cost* and the *solution quality*. Computational cost is reported in execution time (in seconds) and number of function evaluations (abbreviated as #FE). Although the former is

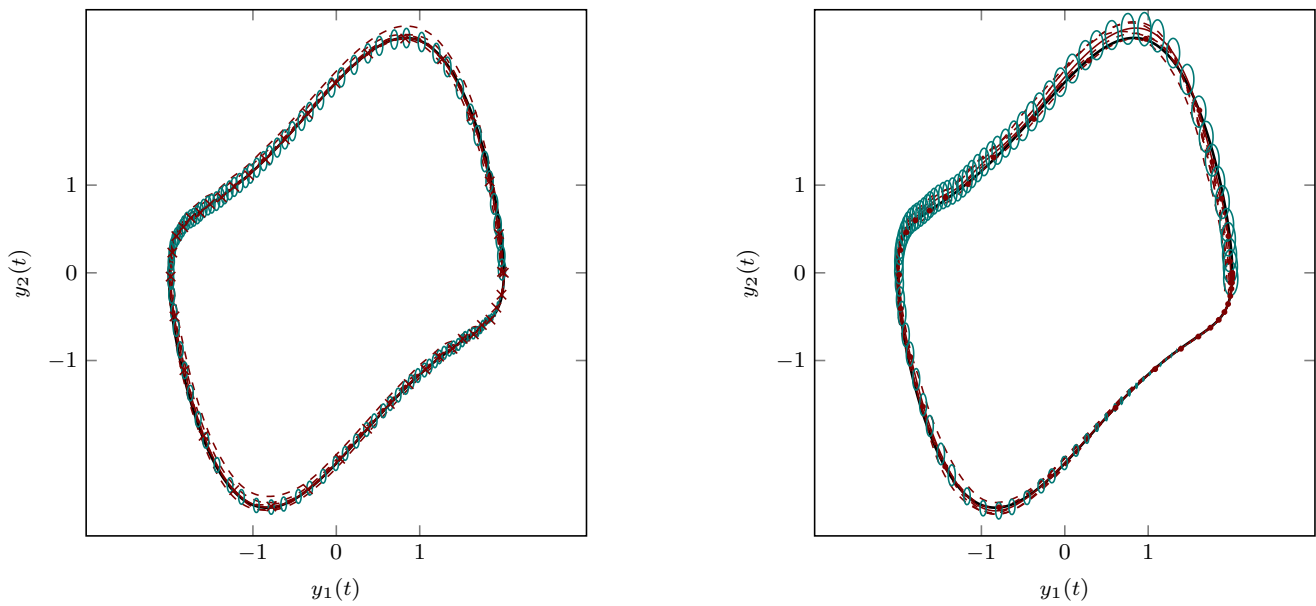


Fig. 6: Numerical solution of van der Pol's equation (50) using the probabilistic filtering ODE solver, integrated over one limit cycle period $\mathbb{T} = [0, T]$ with initial value $y(0) = (A, 0)^\top$, where $T \approx 6.6633$ and $A \approx 2.0086$. The plots show the solution computed by `ode45` using $\text{RelTol} = \text{AbsTol} = 1 \times 10^{-13}$ (black, background), the posterior mean (red, thick line), iso-contourlines of twice the posterior standard deviation at a subsample of the knots (green) and samples from the posterior distribution (red, dashed lines). **Left:** Using a fixed step size of $h = h_n = 0.1667$. The computation requires 40 steps. **Right:** Using the adaptive step size selection with error weighting $w_i(y) = (\tau y_i + \tau)^{-1}$, $\tau = 0.1$. The computation requires 41 steps. See [22, §1.6] for details.

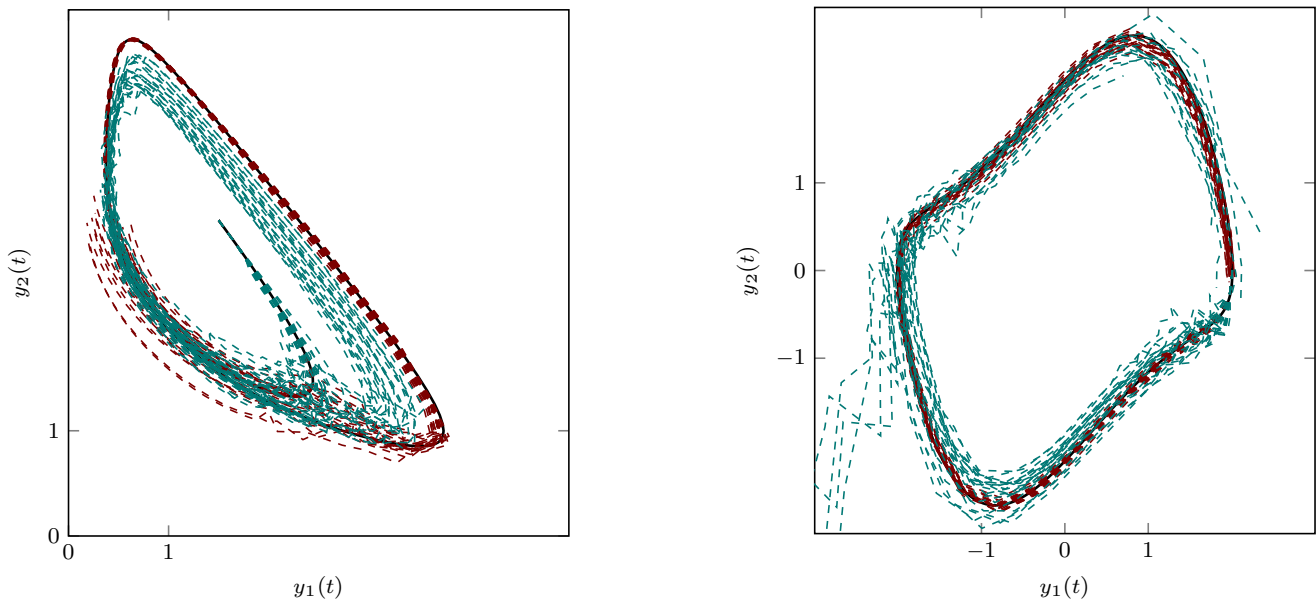


Fig. 7: Comparison of two different evaluation strategies on problems (49) and (50). **Red:** samples from the posterior as in Figs. 5 and 6. **Green:** Similar, but evaluating at $z_n = f(t_n, (u_{t_n})_0)$, $u_{t_n} \sim \mathcal{N}(\mathbf{m}_{t_n}^-, \mathbf{C}_{t_n}^-)$. This is similar to [7].

more relevant in practice, we only report the latter here as the codes in [26] are outdated and our proof-of-concept code is not yet optimized for speed. Nevertheless, since the execution times are proportional to the #FE, this provides a reliable estimator of computational efficiency. DETEST only considers methods with automatic step size adaptation, and thus measures the solution quality by comparing the local error with the requested tolerance ϵ . A code is considered to produce high quality solutions if the results are within the requested tolerance, but are also not of excessive unrequested higher accuracy. Therefore, errors are reported per unit step. Reported are the maximum error $\max\{\xi_n [h_n \epsilon]^{-1} \mid n = 1, \dots, N\}$ per unit step and the percentage of deceived steps $|\{\xi_n \mid \xi_n > h_n \epsilon, n = 1, \dots, N\}|/N$, where the local errors ξ_n are defined as $\|y_{t_n} - y(t_n; y(t_{n-1}))\|_\infty$ and $y(t_n; y(t_{n-1})) = y_{t_{n-1}}$ defines the IVP $y' = f(t, y)$, $y(t_{n-1}) = y_{t_{n-1}}$, $t \in [t_{n-1}, t_n]$.

Here, we report the results from the proposed solver originating from the IWP(2) model as well as the results from the original Hull et al. paper [26]. We have not been able to obtain a copy of the codes used in Hull et al. and only report their numbers for sake of completeness. We also ran the tests on the solvers provided in MATLAB. Table 2 lists the summary results for all methods and all tolerances. For detailed results on individual problems see Figures 9–11 in Sec. A. For a complete and detailed description of the benchmark, we refer to [26]. Our implementation is publicly available.²

In addition to the benchmark results, we analyze the error estimation model from a probabilistic perspective. Figure 8 plots the cumulative distribution function (CDF) of the local error ξ_n , as defined above, divided by the estimated local error $(Q(t_n))_{00}^{1/2} = (\sigma_n^2 \bar{Q}(h_n))_{00}^{1/2}$ for each set of five tasks (different blue colored lines) of each of the five problem classes (figures from left to right). Under the algorithm's internal model, the error is assumed to be Gaussian distributed:

$$P(y_{t_n} \mid \hat{y}_{t_n}) = \mathcal{N}(y_{t_n}; \hat{y}_{t_n}, (\mathbf{Q}(h_n))_{00}), \quad (51)$$

Hence, if that model were a perfect fit, the scaled absolute error plotted in this figure would be χ -distributed:

$$P(|y_{t_n} - \hat{y}_{t_n}| (\mathbf{Q}(h_n))_{00}^{-1/2}) = \chi(1). \quad (52)$$

The comparison with the CDF of $\chi(1)$ shows that the true local error has weaker tails than the predicted χ -distribution.

So, as intended, the error estimator is typically a conservative one.

While the probabilistic method does not achieve the same high performance as modern higher order codes, the performance matches the results of a production Runge–Kutta code of the same order. This is of particular interest since applications in the low accuracy regime could benefit the most from accurate error indicators [16].

6 Conclusions

We proposed a probabilistic inference model for the numerical solution of ODEs and showed the connections with established methods. In particular, we showed how probabilistic inference in Gauss–Markov systems given by a linear time-invariant stochastic differential equations leads to Nordsieck-type methods. The maximum a posteriori estimate of the once integrated Wiener process IWP(1) is equivalent to the trapezoidal rule. The twice integrated Wiener process IWP(2) is equivalent to a third order Nordsieck-type method which can be thought of as a spline-based multistep method. We demonstrated the practicality of this probabilistic IVP solver by comparing against other state-of-the-art implementations.

The probabilistic formulation has already proven to be beneficial in larger chains of computations involving boundary value problems [52, 24]. While the method presented in this paper is restricted to IVPs, there has also been work on extending the formalism of splines to boundary value problems [38, 39]. We expect that similar classical guarantees should be transferable to probabilistic boundary value problem solvers as well. Conversely, the probabilistic treatment of the IVP may be beneficial in bigger pipelines as well (cf. [7]).

A Detailed results

Figures 9, 10 and 11 in this section present detailed results from the DETEST test set. For a detailed description see Sec. 5 and [26].

B A fourth order four step Runge–Kutta formula expressed as LTI SDE filtering solution

Runge–Kutta (RK) formulas are a family of one step solvers for ODEs. At time t_{n+1} , the numerical approximation is defined

$$y_{t_{n+1}} = y_{t_n} + h \sum_{i=1}^s b_i k_{i,n} \quad (53)$$

$$k_{i,n} = f(t_n + hc_i, y_{t_n} + h \sum_{j=1}^s a_{ij} k_{j,n})$$

² <https://pn.is.tuebingen.mpg.de/code/pfos>

Table 2: Summary of DETEST results

Method	Total fcn. evals.	Avg. % received	Max. error
$\epsilon = 10^{-3}$			
Extrapolation	16553	2.0	7.8
Adams (Krogh)	5394	1.1	5.3
Adams (Gear)	9498	0.9	1.5
RK (4th, Kutta)	8363	5.1	25.9
RK (6th, Butcher)	11105	5.1	1788.1
RK (8th, Shanks)	12355	6.3	1120.6
RK (3th, Shampine)	15085	5.9	2.4
RK (5th, Shampine)	5785	11.2	9.5
Adams (Shampine)	5692	6.5	7.7
PNM	19091	0.2	1.5
$\epsilon = 10^{-6}$			
Extrapolation	26704	0.1	2.3
Adams (Krogh)	11353	1.4	7.3
Adams (Gear)	18155	0.8	2.6
RK (4th, Kutta)	30763	1.8	29.1
RK (6th, Butcher)	23540	1.6	142.5
RK (8th, Shanks)	20493	4.2	4.7
RK (3th, Shampine)	430975	0.0	1.9
RK (5th, Shampine)	19879	0.0	1.1
Adams (Shampine)	10777	3.6	6.3
PNM	405469	0.0	1.4
$\epsilon = 10^{-9}$			
Extrapolation	43054	0.0	0.6
Adams (Krogh)	18984	0.5	4.0
Adams (Gear)	38439	2.3	2.7
RK (4th, Kutta)	146262	0.3	2.9
RK (6th, Butcher)	58634	0.9	443.4
RK (8th, Shanks)	39663	2.1	20.9
RK (3th, Shampine)	13587187	3.1	689.0
RK (5th, Shampine)	103345	0.1	2.4
Adams (Shampine)	18274	2.2	11.5
PNM	12731730	4.5	1938.0

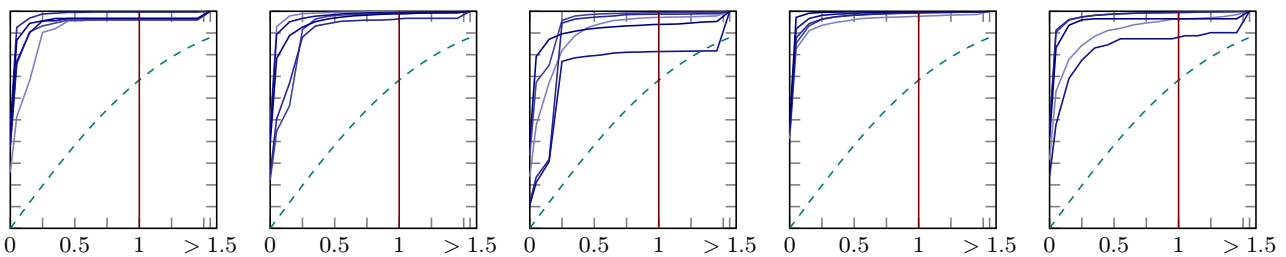


Fig. 8: Empirical cumulative distribution function (CDF) of true local errors ξ_n divided by the estimated local errors $(Q(t_n))_{00}^{1/2}$. Ticks on the y -axis are spaced at 0.1 intervals from 0 to 1. Values less than 1 (red line) are *over-estimated* leading to a conservative step size adaptation. Green dashed line shows the CDF of the $\chi(1)$ -distribution which implies that the empirical distribution has weaker tails. See text for more details.

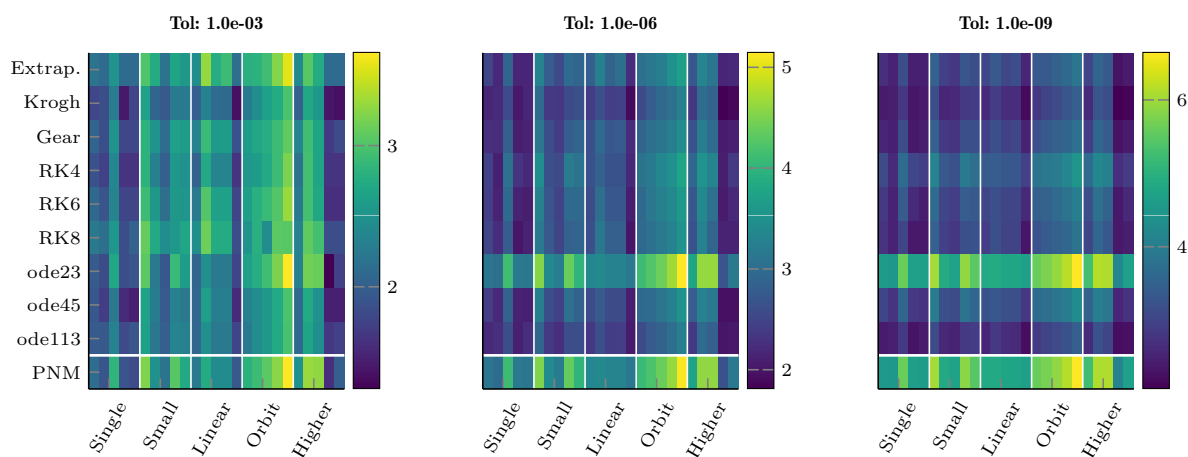


Fig. 9: $\log_{10}(\#\text{FE})$, the number of function evaluations in logarithmic scale, for all tested methods and individual problems.

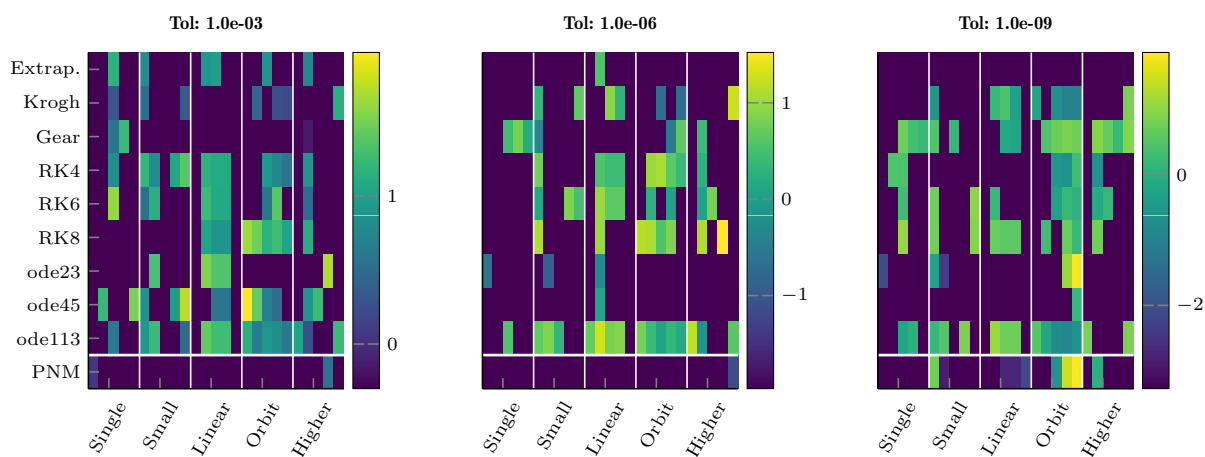


Fig. 10: $\log_{10}(|\{\xi_n \mid \xi_n > \epsilon, n = 1, \dots, N\}|N^{-1})$, the percent of received steps in logarithmic scale, for all tested methods and individual problems.

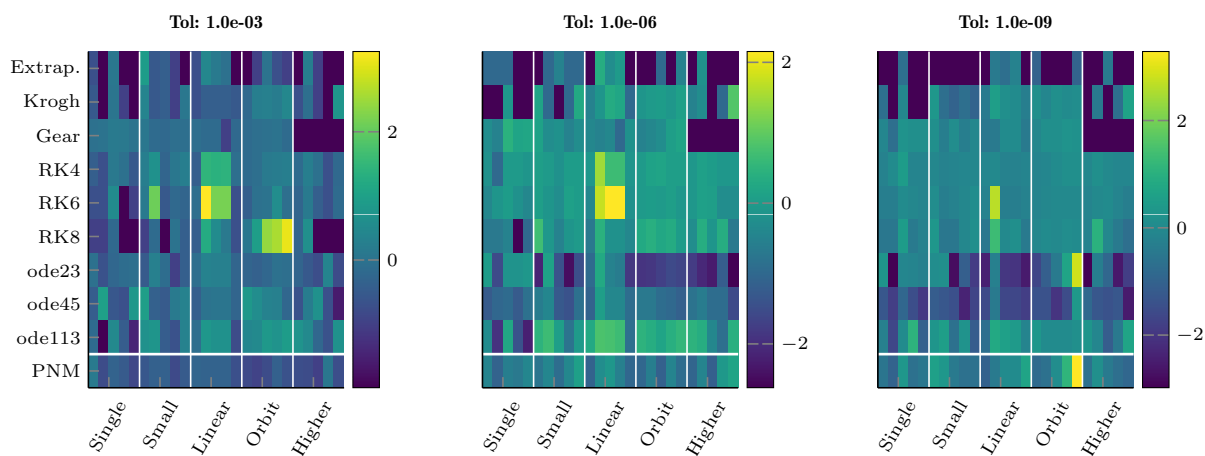


Fig. 11: $\log_{10}(\max\{\xi_n[h_n\epsilon]^{-1} \mid n = 1, \dots, N\})$, the maximum error per unit step in logarithmic scale, for all tested methods and individual problems

The parameters a_{ij}, c_i and b_i are usually expressed as a matrix \mathbf{A} and two vectors \mathbf{b}, \mathbf{c} , written compactly in a so-called Butcher-tableau:

$$\begin{array}{c|ccc} c_1 & a_{11} & \dots & a_{1s} \\ \vdots & \vdots & & \vdots \\ c_s & a_{s1} & \dots & a_{ss} \\ \hline & b_1 & \dots & b_s \end{array} \quad (54)$$

If the matrix \mathbf{A} is strictly lower triangular and $c_1 = 0$, Equation (53) simplifies to an iterative procedure of explicit equations

$$\begin{aligned} k_{1,n} &= f(t_n, y_{t_n}), \\ k_{i,n} &= f(t_n + c_i h, y_{t_n} + h \sum_{j=1}^{i-1} a_{ij} k_{j,n}), \quad i = 2, \dots, s \\ y_{t_{n+1}} &= y_{t_n} + h \sum_{i=1}^s b_i k_{i,n}, \end{aligned} \quad (55)$$

and in this case, the formula is called an *explicit RK method*. A RK method is said to be of order q , iff

$$|y(t_0 + h) - y_{t_1}| \leq K h^{q+1}, \quad (56)$$

where K is a constant independent of h . In this case, the global error is of order h^q . It can be shown that there exist RK methods for which the order $q = s$ the number of vector field evaluations up to and including $q = s = 4$. Furthermore, there are no RK methods for which $q = s$, if $q \geq 5$. For a full description, we refer the reader to [22].

Schober et al. [51] have presented probabilistic models whose MAP at $t_0 + h = t_1$ is equivalent to an explicit RK method of type Equation (55) in the case of $q \in \{1, 2, 3\}$. The corresponding probabilistic model is given by

$$d\mathbf{X} = \mathbf{U}_{q+1} \mathbf{X} dt + \mathbf{e}_q dW, \quad (57)$$

where $(\mathbf{U}_{q+1})_{ij} = \delta_{i,j+1}$, $i, j = 0, \dots, q$ is the $q+1$ -dimensional upper shift matrix and $\mathbf{e}_q = (0, \dots, 0, 1)^\top$ is the $q+1$ th standard basis vector. The process (57) is known as *q-times integrated Wiener process IWP(q)*. The initial conditions are

$$\mathbf{m}_{t_{-1}} = \mathbf{0}, \quad \mathbf{C}_{t_{-1}} = \lim_{\mathcal{H} \rightarrow \infty} \mathbf{Q}(\mathcal{H}). \quad (58)$$

See [51] for details.

Assume that Algorithm 2 has been run until the loop has been evaluated four times with h_n such that $(t_0, \dots, t_3) = \mathbf{c}^\top h = (0, uh, vh, 1)$, where u, v are two constant in $[0, 1]$ chosen

by the user. Then, $\lim_{\mathcal{H} \rightarrow \infty} \mathbf{m}_{t_3}$ for the IWP(4) is

$$\begin{aligned} (\mathbf{m}_{t_3})_0 &= y_0 + h \frac{1-2(u+v)+6uv}{12uv} z_0 + h \frac{2v-1}{12u(u-v)(u-1)} z_1 \\ &\quad + h \frac{1-2u}{12v(u-v)(v-1)} z_2 + h \frac{3-4(u+v)+6uv}{12(u-1)(v-1)} z_3 \\ (\mathbf{m}_{t_3})_1 &= z_3 \\ (\mathbf{m}_{t_3})_2 &= \frac{1}{h} \frac{u+v-uv-1}{uv} z_0 + \frac{1}{h} \frac{1-v}{u(u-v)(u-1)} z_1 \\ &\quad + \frac{1}{h} \frac{u-1}{v(u-v)(v-1)} z_2 + \frac{1}{h} \frac{3-2(u+v)+uv}{(u-1)(v-1)} z_3 \\ (\mathbf{m}_{t_3})_3 &= \frac{1}{h^2} \frac{2(u+v-2)}{uv} z_0 + \frac{1}{h^2} \frac{2(2-v)}{u(u-v)(u-1)} z_1 \\ &\quad + \frac{1}{h^2} \frac{2(u-2)}{v(u-v)(v-1)} z_2 + \frac{1}{h^2} \frac{2(3-u-v)}{(u-1)(v-1)} z_3 \\ (\mathbf{m}_{t_3})_4 &= \frac{1}{h^3} \frac{-6}{uv} z_0 + \frac{1}{h^3} \frac{6}{u(u-v)(u-1)} z_1 \\ &\quad + \frac{1}{h^3} \frac{-6}{v(u-v)(v-1)} z_2 + \frac{1}{h^3} \frac{6}{(u-1)(v-1)} z_3 \end{aligned}$$

Furthermore, we get the following algebraic equations for the elements of the covariance matrix $\lim_{\mathcal{H} \rightarrow \infty} \mathbf{C}_{t_3}$:

$$\begin{aligned} (\mathbf{C}_{t_3})_{00} &= \sigma^2 h^9 [6u^6 v^2 - 3u^6 v + 6u^5 v^3 - 27u^5 v^2 + 20u^5 v \\ &\quad - 4u^5 + 6u^4 v^4 - 27u^4 v^3 + 28u^4 v^2 - 12u^4 v \\ &\quad + 2u^4 + 6u^3 v^5 - 27u^3 v^4 + 28u^3 v^3 - 12u^3 v^2 \\ &\quad + 2u^3 v + 6u^2 v^6 - 27u^2 v^5 + 28u^2 v^4 + 68u^2 v^3 \\ &\quad - 78u^2 v^2 + 20u^2 v - 9uv^6 + 38uv^5 - 42uv^4 \\ &\quad - 48uv^3 + 70uv^2 - 20uv + 3v^6 - 13v^5 + 17v^4 \\ &\quad + 5v^3 - 15v^2 + 5v] / [725760v(1-u)] \end{aligned}$$

$$(\mathbf{C}_{t_3})_{01} = 0$$

$$\begin{aligned} (\mathbf{C}_{t_3})_{02} &= \sigma^2 h^7 [(v-1)(3u^6 v + 3u^5 v^2 - 16u^5 v + 6u^5 + 3u^4 v^3 \\ &\quad - 16u^4 v^2 + 14u^4 v - 4u^4 + 3u^3 v^4 - 16u^3 v^3 \\ &\quad + 14u^3 v^2 - 4u^3 v + 3u^2 v^5 - 16u^2 v^4 + 14u^2 v^3 \\ &\quad + 76u^2 v^2 - 40u^2 v - 6uv^5 + 29uv^4 - 24uv^3 \\ &\quad - 85uv^2 + 50uv + 3v^5 - 14v^4 + 15v^3 + 20v^2 \\ &\quad - 15v)] / [120960v(u-1)] \end{aligned}$$

$$\begin{aligned} (\mathbf{C}_{t_3})_{03} &= \sigma^2 h^6 [3u^6 v^2 - 6u^6 v + 3u^5 v^3 - 18u^5 v^2 + 32u^5 v \\ &\quad - 10u^5 + 3u^4 v^4 - 18u^4 v^3 + 40u^4 v^2 - 30u^4 v \\ &\quad + 8u^4 + 3u^3 v^5 - 18u^3 v^4 + 40u^3 v^3 - 30u^3 v^2 \\ &\quad + 8u^3 v + 3u^2 v^6 - 18u^2 v^5 + 40u^2 v^4 + 50u^2 v^3 \\ &\quad - 192u^2 v^2 + 80u^2 v - 9uv^6 + 41uv^5 - 69uv^4 \\ &\quad - 81uv^3 + 271uv^2 - 117uv + 6v^6 - 28v^5 \\ &\quad + 50v^4 + 2v^3 - 78v^2 + 39v] / [60480v(u-1)] \end{aligned}$$

$$\begin{aligned}
(\mathbf{C}_{t_3})_{04} &= \sigma^2 h^5 [3u^6 v + 3u^5 v^2 - 12u^5 v + 4u^5 + 3u^4 v^3 \\
&\quad - 12u^4 v^2 + 12u^4 v - 4u^4 + 3u^3 v^4 - 12u^3 v^3 \\
&\quad + 12u^3 v^2 - 4u^3 v + 3u^2 v^5 - 12u^2 v^4 + 12u^2 v^3 \\
&\quad + 76u^2 v^2 - 40u^2 v + 3uv^6 - 12uv^5 + 12uv^4 \\
&\quad + 16uv^3 - 140uv^2 + 72uv - 3v^6 + 13v^5 - 19v^4 \\
&\quad + 5v^3 + 45v^2 - 27v] / [20160v(1-u)]
\end{aligned}$$

$$(\mathbf{C}_{t_3})_{11} = 0$$

$$(\mathbf{C}_{t_3})_{12} = 0$$

$$(\mathbf{C}_{t_3})_{13} = 0$$

$$(\mathbf{C}_{t_3})_{14} = 0.$$

The last four equations are a consequence of the noise-free observation z_3 at $t_0 + c_4 h = t_0 + h = t_3$. The remaining entries are given by the expressions

$$\begin{aligned}
(\mathbf{C}_{t_3})_{22} &= \sigma^2 h^5 [(v-1)^2 (u^4 + u^3 v + u^2 v^2 + uv^3 - 10uv \\
&\quad - 2v^3 + 2v^2 + 6v)] / [2520v]
\end{aligned}$$

$$\begin{aligned}
(\mathbf{C}_{t_3})_{23} &= \sigma^2 h^4 [(v-1)(u^5 v - 3u^5 + u^4 v^2 - 5u^4 v + 4u^4 \\
&\quad + u^3 v^3 - 5u^3 v^2 + 4u^3 v + u^2 v^4 - 5u^2 v^3 \\
&\quad - 16u^2 v^2 + 40u^2 v - 5uv^4 + 15uv^3 + 37uv^2 \\
&\quad - 77uv + 5v^4 - 15v^3 - 11v^2 + 33v)] / [2520v(u-1)]
\end{aligned}$$

$$\begin{aligned}
(\mathbf{C}_{t_3})_{24} &= \sigma^2 h^3 [(v-1)(-u^5 - u^4 v + 2u^4 - u^3 v^2 + 2u^3 v \\
&\quad - u^2 v^3 + 2u^2 v^2 + 20u^2 v - uv^4 + 2uv^3 \\
&\quad + 5uv^2 - 50uv + 2v^4 - 5v^3 + 25v)] / [840v(u-1)]
\end{aligned}$$

$$\begin{aligned}
(\mathbf{C}_{t_3})_{33} &= \sigma^2 h^3 [u^5 v - 2u^5 + 2u^4 v^2 - 6u^4 v + 4u^4 + 2u^3 v^3 \\
&\quad - 6u^3 v^2 + 4u^3 v + 2u^2 v^4 + 4u^2 v^3 - 36u^2 v^2 \\
&\quad + 40u^2 v + uv^5 - 12uv^4 - 12uv^3 + 104uv^2 - 96uv \\
&\quad - 2v^5 + 16v^4 - 8v^3 - 48v^2 + 48v] / [630v(1-u)]
\end{aligned}$$

$$\begin{aligned}
(\mathbf{C}_{t_3})_{34} &= \sigma^2 h^2 [u^5 + 3u^4 v - 4u^4 + 3u^3 v^2 - 4u^3 v + 3u^2 v^3 \\
&\quad + 16u^2 v^2 - 40u^2 v + 3uv^4 + uv^3 - 95uv^2 + 135uv \\
&\quad + v^5 - 10v^4 + 14v^3 + 54v^2 - 81v] / [420v(u-1)]
\end{aligned}$$

$$\begin{aligned}
(\mathbf{C}_{t_3})_{44} &= \sigma^2 h [u^4 + u^3 v + u^2 v^2 + 10u^2 v + uv^3 + 20uv^2 \\
&\quad - 60uv + v^4 - 5v^3 - 15v^2 + 45v] / [70v(1-u)]
\end{aligned}$$

which defines the entire matrix since \mathbf{C}_{t_3} is a symmetric matrix.

The proof that this specific choice of \mathbf{c} is analogous to the proofs given in [51] and can be checked with laborious algebra.

We would like to point to one more detail: although it can easily be checked that $(\mathbf{m}_{t_3})_0$ is of the required form to produce the RK prediction, this does not suffice to show that this choice of evaluation knots produces Runge–Kutta. The space of suitable parameters to produce a q th-order method is constrained by the expansion to match the Taylor coefficients. In the case of the IWP(q), where each subsequent evaluation increases the order of the polynomial approximation, this entails that each partial RK-step needs to be a RK method of its own right to produce an overall RK method of high order. One can think about this as a bigger set of constraints that needs to be fulfilled. As a consequence, this also entails that there is no meaningful interpretation of RK methods with $v \neq 2/3$ in the case of the IWP(3) as has erroneously been conjectured in [51].

For complete details, see [22, 51].

Acknowledgements The authors thank Hans Kersting for valuable discussions and helpful comments on the manuscript. The authors also thank the feedback of the anonymous reviewers which helped to improve the presentation significantly.

References

- Albrecht, P.: Explicit, optimal stability functionals and their application to cyclic discretization methods. *Computing* **19**(3), 233–249 (1978). DOI 10.1007/BF02252202. URL <https://doi.org/10.1007/BF02252202>
- Andria, G.D., Byrne, G.D., Hill, D.R.: Integration formulas and schemes based on g-splines. *Mathematics of Computation* **27**(124), 831–838 (1973)
- Brown, P., Byrne, G., Hindmarsh, A.: Vode: A variable-coefficient ode solver. *SIAM Journal on Scientific and Statistical Computing* **10**(5), 1038–1051 (1989)
- Butcher, J.: General linear method: a survey. *Applied Numerical Mathematics* **1**(4), 273–284 (1985)
- Byrne, G.D., Chi, D.N.H.: Linear multistep formulas based on g-splines. *SIAM Journal on Numerical Analysis* **9**(2), 316–324 (1972)
- Byrne, G.D., Hindmarsh, A.C.: A polyalgorithm for the numerical solution of ordinary differential equations. *ACM Trans. Math. Softw.* **1**(1), 71–96 (1975)
- Chkrebtii, O.A., Campbell, D.A., Calderhead, B., Girolami, M.A.: Bayesian solution uncertainty quantification for differential equations. *Bayesian Anal.* **11**(4), 1239–1267 (2016)
- Cockayne, J., Oates, C., Sullivan, T., Girolami, M.: Bayesian Probabilistic Numerical Methods. ArXiv e-prints (2017)
- Conrad, P.R., Girolami, M., Särkkä, S., Stuart, A., Zygalakis, K.: Statistical analysis of differential equations: introducing probability measures on numerical solutions. *Statistics and Computing* **27**(4), 1065–1082 (2017). DOI 10.1007/s11222-016-9671-0. URL <https://doi.org/10.1007/s11222-016-9671-0>
- Cox, R.: Probability, frequency and reasonable expectation. *American Journal of Physics* **14**(1), 1–13 (1946)
- Crane, P., Fox, P.: A comparative study of computer programs for integrating differential equations. Bell Telephone Laboratories (1969)
- Crouzeix, M., Lisbona, F.: The convergence of variable-stepsize, variable-formula, multistep methods. *SIAM journal on numerical analysis* **21**(3), 512–534 (1984)
- Deuffhard, P.: Order and stepsize control in extrapolation methods. *Numerische Mathematik* **41**(3), 399–422 (1983)
- Deuffhard, P., Bornemann, F.: *Scientific Computing with Ordinary Differential Equations*. Springer, New York (2002)
- Diaconis, P.: Bayesian numerical analysis. *Statistical decision theory and related topics* **IV**(1), 163–175 (1988)
- Gear, C.: Numerical solution of ordinary differential equations: Is there anything left to do? *SIAM Review* **23**(1), 10–24 (1981)
- Gear, C.W.: Runge-Kutta starters for multistep methods. *ACM Trans. Math. Softw.* **6**(3), 263–279 (1980)
- Giné, E., Nickl, R.: *Mathematical foundations of infinite-dimensional statistical models*, vol. 40. Cambridge University Press (2015)
- Grewal, M.S., Andrews, A.P.: *Kalman Filtering: Theory and Practice Using MATLAB*. John Wiley & Sons, Inc. (2001)

20. Griewank, A., Walther, A.: Evaluating Derivatives: Principles and Techniques of Algorithmic Differentiation, 2nd edn. No. 105 in Other Titles in Applied Mathematics. SIAM, Philadelphia, PA (2008)
21. Grigorievskiy, A., Lawrence, N., Särkkä, S.: Parallelizable sparse inverse formulation Gaussian processes (SpInGP). ArXiv e-prints (2016)
22. Hairer, E., Nørsett, S., Wanner, G.: Solving Ordinary Differential Equations I – Nonstiff Problems. Springer (1987)
23. Hartikainen, J., Särkkä, S.: Kalman filtering and smoothing solutions to temporal Gaussian process regression models. In: IEEE International Workshop on Machine Learning for Signal Processing (MLSP), 2010, pp. 379–384 (2010)
24. Hauberg, S., Schober, M., Liptrot, M., Hennig, P., Feragen, A.: A random riemannian metric for probabilistic shortest-path tractography. In: Medical Image Computing and Computer-Assisted Intervention–MICCAI 2015, vol. 18. Springer, Munich, Germany (2015)
25. Hennig, P., Osborne, M.A., Girolami, M.: Probabilistic numerics and uncertainty in computations. Proceedings of the Royal Society of London A: Mathematical, Physical and Engineering Sciences **471**(2179) (2015)
26. Hull, T., Enright, W., Fellen, B., Sedgwick, A.: Comparing numerical methods for ordinary differential equations. SIAM Journal on Numerical Analysis **9**(4), 603–637 (1972)
27. Jazwinski, A.H.: Stochastic Processes and Filtering Theory. Academic Press (1970)
28. Jeffreys, H.: Theory of Probability, third edn. Oxford University Press (1969)
29. Kalman, R.E.: A new approach to linear filtering and prediction problems. Journal of Fluids Engineering **82**(1), 35–45 (1960)
30. Karatzas, I., Shreve, S.E.: Brownian Motion and Stochastic Calculus. Springer (1991)
31. Kersting, H.P., Hennig, P.: Active uncertainty calibration in Bayesian ODE solvers. In: Janzing, Ihlers (eds.) Uncertainty in Artificial Intelligence (UAI), vol. 32 (2016)
32. Kimeldorf, G.S., Wahba, G.: A correspondence between bayesian estimation on stochastic processes and smoothing by splines. The Annals of Mathematical Statistics **41**(2), 495–502 (1970)
33. Krogh, F.T.: On testing a subroutine for the numerical integration of ordinary differential equations. J. ACM **20**(4), 545–562 (1973)
34. Lancaster, P., Rodman, L.: Algebraic riccati equations. Clarendon press (1995)
35. Lefever, R., Nicolis, G.: Chemical instabilities and sustained oscillations. Journal of Theoretical Biology **30**(2), 267 – 284 (1971). DOI [http://dx.doi.org/10.1016/0022-5193\(71\)90054-3](http://dx.doi.org/10.1016/0022-5193(71)90054-3). URL <http://www.sciencedirect.com/science/article/pii/0022519371900543>
36. Loscalzo, F.R.: An introduction to the application of spline functions to initial value problems. In: Theory and Applications of spline functions, pp. 37–64. Academic Press New York (1969)
37. Loscalzo, F.R., Talbot, T.D.: Spline function approximations for solutions of ordinary differential equations. SIAM Journal on Numerical Analysis **4**(3), 433–445 (1967)
38. Mazzia, F., Sestini, A., Trigiante, D.: B-Spline linear multistep methods and their continuous extensions. SIAM Journal on Numerical Analysis **44**(5), 1954–1973 (2006)
39. Mazzia, F., Sestini, A., Trigiante, D.: The continuous extension of the b-spline linear multistep methods for {BVPs} on non-uniform meshes. Applied Numerical Mathematics **59**(3–4), 723 – 738 (2009). Selected Papers from NUMDIFF-11
40. Nordsieck, A.: On numerical integration of ordinary differential equations. Mathematics of Computation **16**(77), 22–49 (1962)
41. O’Hagan, A.: Some Bayesian Numerical Analysis. Bayesian Statistics **4**, 345–363 (1992)
42. Øksendal, B.: Stochastic Differential Equations: An Introduction with Applications, 6 edn. Springer (2003)
43. Owhadi, H., Scovel, C.: Toward machine Wald. In: Springer Handbook of Uncertainty Quantification, pp. 1–35. Springer (2016)
44. Paskov, S.H.: Average case complexity of multivariate integration for smooth functions. Journal of Complexity **9**(2), 291–312 (1993)
45. Poincaré, H.: Calcul des probabilités. Gauthier-Villars, Paris (1896)
46. van der Pol, B.: Lxxxviii. on relaxation-oscillations. The London, Edinburgh, and Dublin Philosophical Magazine and Journal of Science **2**(11), 978–992 (1926). DOI [10.1080/14786442608564127](https://doi.org/10.1080/14786442608564127). URL <http://dx.doi.org/10.1080/14786442608564127>
47. Rauch, H.E., Striebel, C., Tung, F.: Maximum likelihood estimates of linear dynamic systems. AIAA journal **3**(8), 1445–1450 (1965)
48. Särkkä, S.: Recursive Bayesian Inference on Stochastic Differential Equations. Ph.D. thesis, Helsinki University of Technology (2006)
49. Särkkä, S.: Bayesian filtering and smoothing. Cambridge University Press (2013)
50. Särkkä, S., Solin, A., Hartikainen, J.: Spatiotemporal learning via infinite-dimensional Bayesian filtering and smoothing. IEEE Signal Processing Magazine **30**(4), 51–61 (2013)
51. Schober, M., Duvenaud, D., Hennig, P.: Probabilistic ODE Solvers with Runge-Kutta Means. Advances in Neural Information Processing Systems (NIPS) (2014)
52. Schober, M., Kasenburg, N., Feragen, A., Hennig, P., Hauberg, S.: Probabilistic shortest path tractography in DTI using Gaussian Process ODE solvers. In: Medical Image Computing and Computer-Assisted Intervention–MICCAI 2014. Springer (2014)
53. Shampine, L., Watts, H., Davenport, S.: Solving nonstiff ordinary differential equations—the state of the art. SIAM Review **18**, 376–411 (1976)
54. Skeel, R.: Analysis of fixed-stepsize methods. SIAM Journal on Numerical Analysis **13**(5), 664–685 (1976)
55. Skeel, R.D.: Equivalent forms of multistep formulas. Mathematics of Computation **33**(148), 1229–1250 (1979)
56. Skeel, R.D., Jackson, L.W.: Consistency of nordsieck methods. SIAM Journal on Numerical Analysis **14**(5), 910–924 (1977)
57. Solin, A.: Bayesian solution of ordinary differential equations. Maximum Entropy and Bayesian Methods, Seattle (1991)
58. Solin, A.: Stochastic differential equation methods for spatio-temporal gaussian process regression. Ph.D. thesis, Aalto University, Helsinki, Finland (2016)
59. Stuart, A.M.: Inverse problems: A bayesian perspective. Acta Numerica **19**, 451559 (2010). DOI [10.1017/S0962492910000061](https://doi.org/10.1017/S0962492910000061)
60. Sullivan, T.J.: Introduction to uncertainty quantification, vol. 63. Springer (2015)
61. Teymur, O., Zygalakis, K., Calderhead, B.: Probabilistic linear multistep methods. In: D.D. Lee, M. Sugiyama, U.V. Luxburg, I. Guyon, R. Garnett (eds.) Advances

-
- in Neural Information Processing Systems 29, pp. 4314–4321. Curran Associates, Inc. (2016)
62. Wahba, G.: Spline models for observational data. No. 59 in CBMS-NSF Regional Conferences series in applied mathematics. SIAM (1990)
63. Wald, A.: Sequential analysis. Courier Corporation (1973)