

Observed periodicity related to the four-strand Burau representation

Neil J. Fullarton and Richard Shadrach

July 19, 2018

Abstract

A long-standing open problem is to determine for which values of n the Burau representation Ψ_n of the braid group B_n is faithful. Following work of Moody, Long-Paton, and Bigelow, the remaining open case is $n = 4$. One criterion states that Ψ_n is unfaithful if and only if there exists a pair of arcs in the n -punctured disk D_n such that a certain associated polynomial is zero. In this paper, we use a computer search to show that there is no such arc-pair in D_4 with 2000 or fewer intersections, thus certifying the faithfulness of Ψ_4 up to this point. We also investigate the structure of the set of arc-pair polynomials, observing a striking periodicity that holds between those that are, in some sense, ‘closest’ to zero. This is the first instance known to the authors of a deeper analysis of this polynomial set.

1 Introduction

Artin’s braid group B_n appears throughout mathematics in many guises, in large part due to its fundamental connection to the motion of sets of particles in the plane. The group B_n enjoys many desirable properties, such as finite-presentability and linearity. The latter was established via the faithful *Lawrence–Krammer representation* of B_n ; however, a long-standing open problem is for which values of n the related *Burau representation* Ψ_n of the braid group is faithful. It is known to be faithful for $n \leq 3$ and not faithful for $n \geq 5$. In this paper, we are concerned with the question of faithfulness when $n = 4$, the remaining open case. A non-trivial element in the kernel of Ψ_4 would give a likely candidate for showing that the Jones polynomial cannot detect the unknot, as noted by Bigelow [2].

The Burau representation’s lack of faithfulness for large n was shown by Moody [6], Long-Paton [5], and Bigelow [1], using related criteria involving combinatorics of pairs of arcs in the n -punctured disk D_n . To each pair of arcs in D_n we associate a polynomial called its *Burau polynomial*. One criterion states that Ψ_n is not faithful if and only if there exists a pair of intersecting arcs in an explicit set \mathcal{A} whose Burau polynomial is zero. Ordering arc-pairs by their geometric intersection number, the first main theorem of this paper certifies the faithfulness of the Burau representation Ψ_4 up to arc-pairs with intersection number 2000.

Theorem A. *Any pair of arcs $(\alpha, \beta) \in \mathcal{A}$ with geometric intersection number at most 2000 has non-zero Burau polynomial.*

We prove Theorem A by computer search, identifying then testing a finite yet sufficient collection of arc-pair representatives for each intersection number. We describe the arcs using weighted train tracks, with linear inequalities between the weights being used to ‘steer’ the arcs around the disk D_n .

Computation of Burau polynomials has been carried out previously. Working with a different collection of arcs in D_n referred to as ‘noodles’ and ‘forks’, Bigelow [2] certified the faithfulness of Ψ_4 up to noodles and forks intersecting 2000 times. Translating this into the language used here, this corresponds to a set of arc-pairs intersecting at most 1000 times. The bound obtained in Theorem A is thus of notable increase. Also, the collection of arcs in [2] and those in Theorem A are of entirely different types. While either collection may be used to certify faithfulness, we are unaware of any way to compare the two. Our approach benefited from decreased computation time, due to several short-cuts we were able to make. These are discussed in detail in Section 4.

One by-product of the proof of Theorem A is the means to list a slew of Burau polynomials. In doing so, a striking periodicity is observed, as we now describe. We define the *norm* of a Burau polynomial to be the sum of the absolute values of its coefficients. For reasons apparent in the calculation of these polynomials, if seeking the zero polynomial, we need only check arc-pairs with even intersection number. The following theorem records a repetitive structure observed in the minimum norm for such intersection numbers.

Theorem B. *Let $2k \in [44, 500]$. If $2k$ is divisible by 6, then the minimum norm over all Burau polynomials arising from an arc-pair with $2k$ geometric intersections is 10. Otherwise, the minimum norm is 8.*

The upper bound of 500 was imposed by limits on computation time; this periodicity almost certainly persists longer. Immediately, we observe that if Ψ_4 is not faithful, there must be some large intersection number at which the periodicity breaks.

We remark that the largest intersection numbers checked in Theorems A and B are of different magnitudes. Both were pushed as high as possible, using hundreds of hours of computation time. However, the former only required testing whether the given polynomials equaled zero, whereas the latter demanded that we form a complete list of Burau polynomials to examine. For a given geometric intersection number, the latter case is more computationally laborious.

A strong relationship is observed between the arcs of minimum norm that appear in Theorem B. Every such arc falls into a family, where within a single family, the train track weights lie in an arithmetic progression and the ordered sets of coefficients of their Burau polynomials are all the same. Attempting to see the behavior of Burau polynomials across all arc-pairs, these ‘minimum norm families’ obscure our view. By grouping all arcs into similar families, we are able to see through the minimum norms obtained for each intersection number and give numerical evidence that suggests Ψ_4 is faithful. This is discussed further in Section 5.

Outline of paper. In Section 2, we recall the definition of the Burau representation, and state criteria for its faithfulness. Section 3 explains how we use weighted train tracks to describe arcs in the disk D_n , and how we are able to reduce to only checking arc-pairs of a certain form. Section 4 details the algorithm we constructed, and in Section 5 we report

on our observations and numerical evidence.

Acknowledgements. The authors would like to thank Stephen Bigelow, Dan Margalit, and Balázs Strenner for helpful conversations. Part of this work was completed while the first author was in residence at the Mathematical Sciences Research Institute in Berkeley, California, during the Fall 2016 semester.

2 The Burau representation

Let $n \geq 2$. We begin this section by reviewing the definition of the Burau representation

$$\Psi_n : B_n \rightarrow \mathrm{GL}_{n-1}(\mathbb{Z}[t^{\pm 1}]).$$

Then we discuss the criterion for faithfulness introduced by Moody and refined by Long-Paton and Bigelow.

2.1 Burau via braids acting on cyclic covers

One incarnation of the braid group B_n is as the mapping class group of D_n [3], the disk with n marked points in its interior, as depicted in Figure 1 for $n = 4$. Viewing the marked points as punctures, the fundamental group of D_n is the free group F_n . With p_0 a basepoint on the boundary, a free basis is given by $X := \{x_1, \dots, x_n\}$, where x_i is the loop traveling around p_i in the clockwise direction.

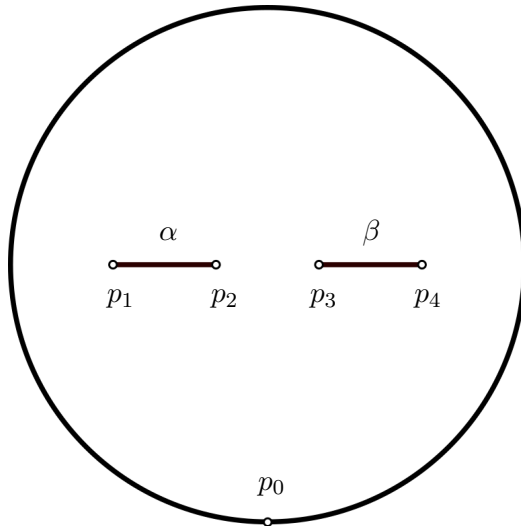


Figure 1: The 4-punctured disk, D_4 . Straight line arcs α and β are depicted.

Consider the cyclic cover \tilde{D}_n of D_n associated with the kernel of the exponent sum map $F_n = \langle X \rangle \rightarrow \mathbb{Z}$. This cover is formed by taking a copy or ‘level’ of D_n for each integer, cutting along a straight-line arc from the boundary to each puncture in every level, and then gluing appropriately. The cover \tilde{D}_n has the structure of a free $\mathbb{Z}[t^{\pm 1}]$ -module endowed upon its first (integral) homology group, with t corresponding to a choice of generator of

the cover's deck group, \mathbb{Z} . The action of B_n on D_n preserves the kernel of the exponent sum map, and thus lifts to \tilde{D}_n . The free $\mathbb{Z}[t^{\pm 1}]$ -module $H_1(\tilde{D}_n)$ has rank $n - 1$, and the (reduced) Burau representation $\Psi_n : B_n \rightarrow \mathrm{GL}_{n-1}(\mathbb{Z}[t^{\pm 1}])$ assigns to each braid the $\mathbb{Z}[t^{\pm 1}]$ -linear transformation of $H_1(\tilde{D}_n) \cong \mathbb{Z}[t^{\pm 1}]^{(n-1)}$ that it induces.

2.2 A criterion for faithfulness

An arc of type (i, j) in D_n is the (oriented) image of a continuous embedding of the unit interval $[0, 1]$ into D_n , whose endpoints are p_i and p_j . Given arcs α and β of some (perhaps distinct) type, the Burau polynomial [5] is defined to be

$$\int_{\beta} \alpha := \sum_{j \in \mathbb{Z}} \hat{i}(t^j \cdot \tilde{\alpha}, \tilde{\beta}) t^j,$$

where $\tilde{\alpha}$ and $\tilde{\beta}$ are some choice of lifts of α and β respectively, and \hat{i} denotes algebraic intersection in \tilde{D}_n . Note that this polynomial is only well-defined up to multiplication by t , and that $\int_{\beta} \alpha$ and $\int_{\alpha} \beta$ are obtained from each other by replacing t by t^{-1} and negating coefficients. For a comprehensive discussion of calculating Burau polynomials in practice, we refer to Bigelow [1].

The following criteria, written as appears in [1], allow us to use Burau polynomials to investigate the faithfulness of the Burau representation.

Theorem 2.1 (Bigelow [1]). *Let $n \geq 3$. The following are equivalent:*

1. *The Burau representation Ψ_n is unfaithful.*
2. *There exist essentially intersecting arcs α and β in D_n of types $(1, 2)$ and $(3, 4)$ respectively, with zero Burau polynomial.*
3. *There exist essentially intersecting arcs α and β in D_n of types $(1, 2)$ and $(0, 3)$ respectively, with zero Burau polynomial.*

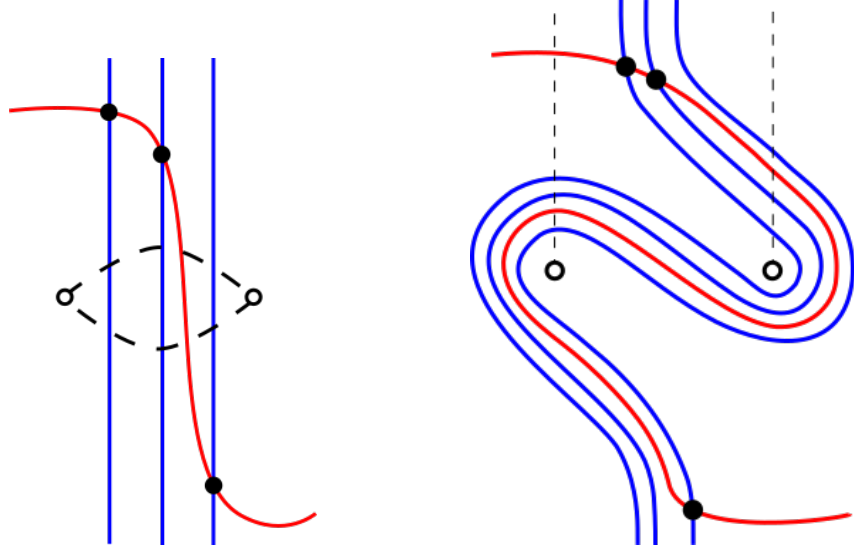
The proof of Theorem 2.1 is given in Bigelow. While it does not explicitly show that the second statement implies the third, this may be established using techniques similar to those found elsewhere in the proof.

Variants of these criteria for faithfulness have been used to show that Ψ_n is not faithful for large n . Moody [6] initially obtained a lack of faithfulness for $n \geq 9$, which was improved to $n \geq 6$ by Long–Paton [5]. Most recently, Bigelow [1] showed that Ψ_5 was not faithful. The remaining case to investigate is $n = 4$; our goal for the remainder of the paper is to do so.

To close this section, we give a proof that the Burau polynomial of an arc-pair is invariant under the action of the braid group. We will use this fact repeatedly to simplify the calculations we carry out.

Proposition 2.2. *Let $\phi \in B_n$ for $n \geq 2$. Then for any arc α of type (i, j) and β of type (k, l) in D_n , we have*

$$\int_{\beta} \alpha = \int_{\phi \cdot \beta} \phi \cdot \alpha.$$



(a) The half-twist σ is supported on a regular neighborhood of the two dashed arcs.

(b) The dashed vertical lines indicate when the arcs' lifts change levels in the cover \tilde{D}_n .

Figure 2: The effect of σ on the arc-pair (α, β) . Subfigure (a) depicts a generic local picture of intersections between the pair. Subfigure (b) shows the result of applying σ .

Proof. We check that the proposition holds when ϕ is one of the standard half-twists generating the braid group B_n (i.e. the half-twist σ interchanging adjacent punctures seen in Figure 2).

Given any arcs α and β , we may assume that any points of intersection between them lie outside of the support of σ , by either isotoping the arcs or the half-twist. Locally, α and β can be taken to look as in Figure 2a, with, perhaps, the segment of the red curve beginning and ending in a different position relative to the punctures.

When the half-twist σ is carried out, the arc segments weave first around one puncture, then the other. Passing to the cover \tilde{D}_n , this corresponds to the arcs' lifts first climbing one level, traveling to the other puncture, then descending to the original level. Since no intersections between α and β occur during this detour, it has no effect upon our calculation of the Burau polynomial of the pair. Thus, the half-twist σ leaves the Burau polynomial unchanged. \square

3 Chasing arcs on train tracks

Our ultimate aim is to use Theorem 2.1 to certify the faithfulness of Ψ_4 up to some large number of intersections between the pairs of arcs appearing in the theorem. Given that the existence of a pair (α, β) with β of type (3, 4) and zero Burau polynomial is equivalent to the existence of some pair (α', β') with β' of type (0, 3) and zero Burau polynomial, we limit our search to those of the former type. Thus we will show that, up to some large bound N , any arcs α of type (1, 2) and β of type (3, 4) intersecting N times or fewer have non-zero Burau polynomial.

In practice, the techniques we use could be implemented to approach pairs of the latter type. Bigelow carried out a computer search on this latter type using different methods [2]. There, his ‘noodles’ and ‘forks’ are equivalent to arc-pairs of types $(1, 2)$ and $(0, 3)$: the fork’s tine is an arc of type $(1, 2)$, while a noodle N gives rise to an arc of type $(0, i)$, by joining p_0 to the puncture p_i separated from the rest by N . We note that passing from a noodle to its arc halves the intersection number with the fork’s tine, resulting in the halving from 2000 to 1000 stated in this paper’s introduction.

Since our focus will be on arc pairs (α, β) of types $(1, 2)$ and $(3, 4)$, we will call any such pair a *Burau pair*.

3.1 Train tracks

Given an arc in D_n , we encode its path using a finite data set, via a train track. For our purposes, a *train track* τ in the punctured disk D_n is an embedded trivalent graph Γ , where all edges incident at a vertex v have a well-defined, common tangent line at v . It is also required that each v has exactly two edges entering from one direction. We refer to the edges of Γ as *rails* and the vertices as *switches*. Figure 3 displays an example of a train track in D_4 . We note that our definition is weaker than the usual definition of train track, in that the complement of a train track may have a disk as a connected component.

Let τ be some train track in D_n . A simple closed curve γ in D_n is *carried by* τ if γ is homotopic to a regular smooth path in τ . The number of points in γ that are homotoped to the same point of a rail r is well-defined over all such homotopies, called the *weight* of γ on r . More loosely, the weight of γ on r is the number of segments near r after γ has been homotoped close to τ .

Given a switch v , let w_1 , w_2 and w_3 denote the weights of a curve γ , carried by τ , on the rails r_1 , r_2 and r_3 of v , respectively. If r_1 and r_2 approach v from the same direction, the *switch condition*

$$w_1 + w_2 = w_3$$

must hold between the weights. Any set of weights on the rails of Γ that satisfies every switch condition gives rise to some simple, closed multi-curve (that is, some collection of pairwise disjoint simple closed curves).

We will be concerned with describing arcs rather than simple closed curves. To pass from the former to the latter, we take the boundary of a regular neighborhood of the arc. We discuss how to reverse this procedure in Section 4, giving necessary and sufficient conditions that a given multi-curve contains a curve that arises from an arc in this fashion. In practice, we will discard any proper multi-curve (i.e. a multi-curve with at least two components). The procedure we use is discussed at the end of Section 4.

3.2 A universal track

Due to our weakened definition of a train track in D_n , we may carry all simple closed curves in D_4 on a single track. This track is seen in Figure 3, and we denote it by μ .

Proposition 3.1. *Any simple closed curve γ in D_4 is carried by the train track μ .*

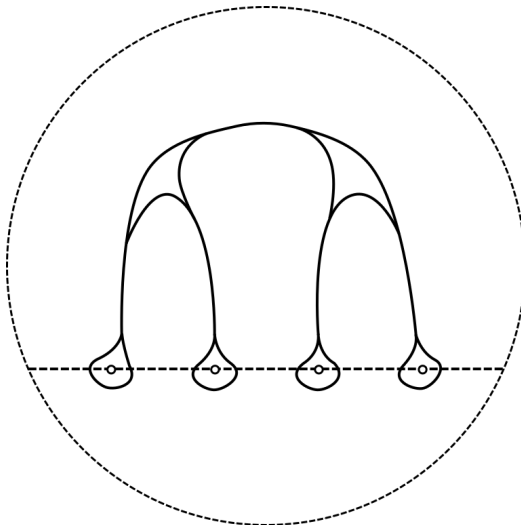


Figure 3: The universal train track μ , together with an ideal decomposition of D_4 into two hexagons.

Proof. We decompose D_4 as the (ideal) polygonal complex seen in Figure 3. Up to isotopy, any simple closed curve γ may be described via a sequence of line segments, each of which enters then leaves some polygon in this decomposition of D_4 . We may assume that no segment enters and leaves a polygon on the same 1-cell, and that no segment intersects a 1-cell lying on the boundary of D_4 . Each segment, up to isotopy, is uniquely determined by which two 1-cells it meets.

To show that any γ is carried by the track μ , it thus suffices to show that the finitely many possible line segments in the decomposition's polygons all may be homotoped so that they lie on the rails of τ . Figure 3 may be used to verify this. \square

3.3 Standard forms for arcs

A priori, to use Theorem 2.1 to investigate the faithfulness of Ψ_4 , there are infinitely many pairs of arcs with a fixed intersection number for which to calculate the Burau polynomial. In this section, we describe how to reduce to checking only finitely many pairs for each intersection number.

Our first reduction follows from the definition of the Burau polynomial, since each intersection between α and β contributes $\pm t^i$ to their polynomial.

Reduction I: We need only calculate the Burau polynomial of arc pairs (α, β) whose (geometric) intersection number is even and positive.

Our subsequent reductions utilize the action of the braid group B_4 on D_4 . As discussed by Bigelow, any Burau pair (α', β') yields an explicit, non-trivial element in the kernel of Ψ_n . Letting T_γ denote the half-twist about an arc γ in D_4 , this explicit element is the commutator $[T_{\alpha'}, T_{\beta'}]$. Now, observe that any arc of type (1, 2) may be carried to the straight line arc α seen in Figure 1 by acting by an appropriate member σ of the braid group B_4 . It follows from Proposition 2.2 that (α', β') is a Burau pair if and only if $(\alpha, \sigma \cdot \beta')$ is a

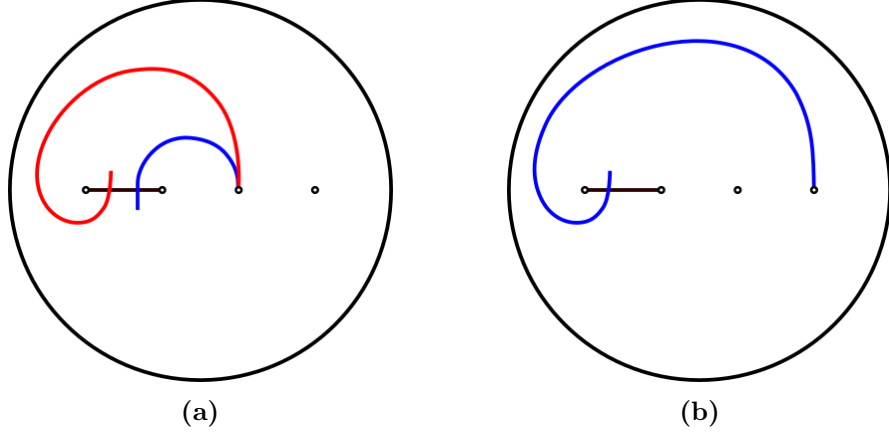


Figure 4: Initial (a) and terminal (b) segments of the arc β after our reduction process. We orient β so that it begins at p_3 and ends at p_4 .

Burau pair. This leads to our second reduction.

Our subsequent reductions utilize the action of the braid group B_4 on D_4 . Observe that any arc of type (1, 2) may be carried to the straight line arc α seen in Figure 1 by acting by an appropriate member σ of the braid group B_4 . It follows from Proposition 2.2 that (α', β') has the same Burau polynomial as $(\alpha, \sigma \cdot \beta')$. This leads to our second reduction.

Reduction II: We need only calculate the Burau polynomial of arc pairs (α, β) where α is the straight line arc joining p_1 and p_2 .

To perform our final reduction, let N denote a regular neighborhood of the arc α , and let $B_4(\partial N)$ denote the stabilizer in B_4 of the isotopy class of the boundary ∂N of N . By letting the marked points p_3 and p_4 wander in the twice-punctured annulus $D_4 \setminus N$, we see that any arc β' of type (3, 4) has a (perhaps different) representative whose initial and terminal segments are one of the possibilities seen in Figures 4a and 4b, respectively. This is because such a wandering may be achieved by acting by a braid in $B_4(\partial N)$.

Suppose two arcs β_1 and β_2 have as initial and terminal segments one of the choices shown in Figure 4. If β_1 and β_2 lie in the same orbit under the action of $B_4(\partial N)$, then they are isotopic rel. endpoints. We see this as follows. Certainly, if β_1 and β_2 belong to the same $B_4(\partial N)$ -orbit, they must have the same choice of initial and terminal segment, since $B_4(\partial N)$ acts on the annulus $D_4 \setminus N$, preserving whether the segments both intersect α on the same or opposing sides. Assume β_1 and β_2 agree on their initial and terminal segments and belong to the same $B_4(\partial N)$ -orbit. Then any braid $\sigma \in B_4(\partial N)$ mapping β_1 to β_2 must stabilize the isotopy class of a regular neighborhood of the union of α together with the initial and terminal segments of β_1 . Any such σ must be a power of the Dehn twist about a curve isotopic to the boundary of D_4 , and hence we have $\beta_1 = \beta_2$. We are thus led to make the following reduction.

Reduction III: We need only calculate the Burau polynomial of arc pairs (α, β) where β has initial and terminal segments as seen in Figure 4.

To conclude this section, we summarize our reduction process. The above discussion allows us to only consider arc pairs (α, β) that essentially intersect a positive, even number of

times, such that α is the straight-line arc from p_1 to p_2 and β has one of the initial and terminal segment choices displayed in Figure 4. No such arcs forming a pair with α may be carried to one another via an element of B_4 without changing the isotopy class of the fixed arc α .

Note that, given our reductions, there are finitely many arcs β that intersect α some fixed number of times. We remark that such an easily described set of reductions is enjoyed only by the four-punctured disk D_4 : for larger n , the presence of punctures without arcs attached make the situation inside D_n more challenging to report.

4 Implementation

Let β be an arc belonging to a Burau pair (α, β) subject to the reductions of Section 3.3. The boundary of a regular neighborhood of β is a loop γ supported on μ , and thus we can get a set of weights for γ . In this section we go the opposite direction, finding necessary and sufficient conditions that a set of weights produces a multicurve γ , one component of which is a regular neighborhood of an arc β belonging to a Burau pair (α, β) subject to the reductions of Section 3.3. Not being able to give conditions on the weights to prevent proper multicurves from arising, we instead detect proper multicurves by performing a preliminary computation on a given weight set. Details on this as well as our algorithm are given at the end of this section.

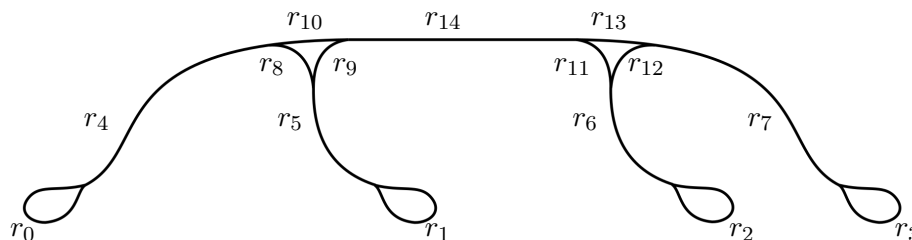


Figure 5: *The train track μ .*

With \mathbb{N} the nonnegative integers, let $(w_i)_{i=0}^{14} \in \mathbb{N}^{15}$ where w_i is the weight of the i th rail of μ as labeled in Figure 5. The switch conditions are expressed by the following equations.

$$\begin{aligned}
 w_4 &= 2w_0 & w_8 &= w_0 + w_1 - \frac{w_{14}}{2} & w_{11} &= w_2 - w_3 + \frac{w_{14}}{2} \\
 w_5 &= 2w_1 & w_9 &= -w_0 + w_1 + \frac{w_{14}}{2} & w_{12} &= w_2 + w_3 - \frac{w_{14}}{2} \\
 w_6 &= 2w_2 & w_{10} &= w_0 - w_1 + \frac{w_{14}}{2} & w_{13} &= -w_2 + w_3 + \frac{w_{14}}{2} \\
 w_7 &= 2w_3 & & & &
 \end{aligned}$$

As every weight is freely determined by w_0 , w_1 , w_2 , w_3 , and w_{14} , we focus our attention on the tuple $(w_0, w_1, w_2, w_3, w_{14})$.

Divisibility: The arc β starts on rail 6 and ends on rail 7, so weights w_0 and w_1 are even and weights w_2 and w_3 are odd.

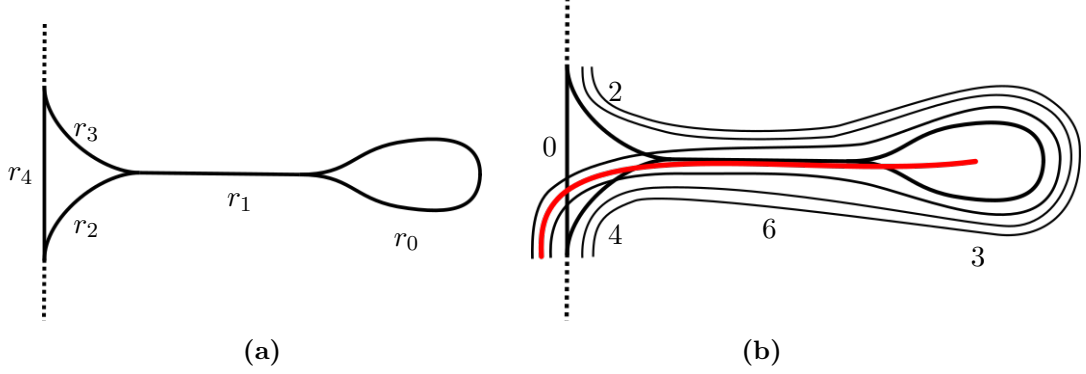


Figure 6: A part of a train track where an arc is steered left.

$$\text{D1. } 2 \mid w_0 \qquad \text{D2. } 2 \nmid w_1 \qquad \text{D3. } 2 \mid w_2 \qquad \text{D4. } 2 \nmid w_3$$

Nonnegativity: The weights w_8 , w_9 , w_{10} , w_{11} , w_{12} , and w_{13} must be nonnegative.

$$\begin{array}{lll} \text{N1. } \frac{w_{14}}{2} \leq w_0 + w_1 & \text{N3. } w_1 \leq w_0 + \frac{w_{14}}{2} & \text{N5. } \frac{w_{14}}{2} \leq w_2 + w_3 \\ \text{N2. } w_0 \leq w_1 + \frac{w_{14}}{2} & \text{N4. } w_3 \leq w_2 + \frac{w_{14}}{2} & \text{N6. } w_2 \leq w_3 + \frac{w_{14}}{2} \end{array}$$

In the next two groups of conditions, we “steer” the initial and terminal segments as dictated by the reductions in Section 3.3. Consider the track segment seen in Figure 6. Which rail the arc follows is determined by the number of lines ℓ that are to the left of the arc as it approaches a switch. Beginning at the switch of r_0 and r_1 traveling left, $\ell = w_0$. The arc is steered left if and only if $w_0 < w_2$. Assuming this is the case, after passing through the switch of r_2 and r_4 we still have $\ell = w_0$. On the other hand if the arc is steered right, then after passing through the switch of r_3 and r_4 we now have $\ell = w_0 - w_2 + w_4$. As the notions “initial” and “terminal” are merely a choice of orientation, these remarks equally apply to the terminal segment of the arc.

Initial segment: The arc β starts on rail 6 and then travels on rail 11, meaning $w_2 < w_{11}$. After this, β intersects the arc α from the top along rail 0 or 1, or from the bottom along rail 0, meaning $w_9 < w_2$ or $w_1 < w_2$. In the case where β intersects α from the bottom while traveling along rail 0, we must enforce that β does not then undo this intersection by traveling along rail 8 and intersecting α from the top, as seen in Figure 7.




Figure 7: Initial intersection that can be homotoped off.

Therefore, if $w_9 < w_2$ and $w_0 < w_2 - w_9 + w_8$, then $w_2 - w_9 + w_8 < w_{10}$ or $w_2 + w_8 - w_{10} < w_1$. Using the switch conditions, we translate these into conditions on w_0 , w_1 , w_2 , w_3 , and w_{14} .

$$\text{I1. } w_3 < \frac{w_{14}}{2}$$

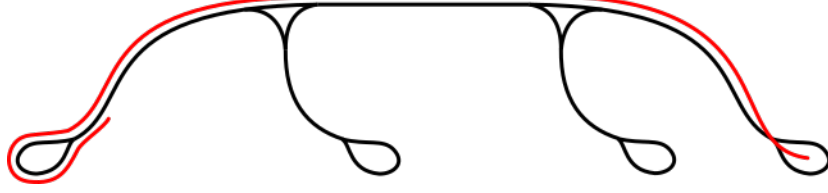


Figure 8: Terminal segment of an arc.

$$\text{I2. } w_1 + \frac{w_{14}}{2} < w_0 + w_2 \quad \text{or} \quad w_1 < w_2$$

$$\text{I3. } w_0 + w_2 < w_1 + \frac{w_{14}}{2} \quad \text{or} \quad w_0 + w_2 < w_{14} \quad \text{or} \quad w_0 + w_1 + w_2 < 3\frac{w_{14}}{2} \quad \text{or} \\ w_1 + w_2 < w_{14}$$

Terminal segment: The terminal segment of β is seen in Figure 8. This translates into the conditions $w_{12} < w_3$, $w_9 < w_3 - w_{12} + w_{11}$, and $w_0 < w_3 - w_{12} + w_{11} - w_9 + w_8$. Immediately prior to taking this path, the arc cannot travel on rail 1 intersecting α from below. This gives the fourth condition

$$w_3 - w_{12} + w_{11} - w_9 + w_8 < w_{10} \quad \text{or} \quad w_3 - w_{12} + w_{11} + w_8 - w_{10} < w_1.$$

Again using the switch conditions, we express these in terms of w_0 , w_1 , w_2 , w_3 , and w_{14} .

$$\text{T1. } w_2 < \frac{w_{14}}{2}$$

$$\text{T3. } w_3 < w_0$$

$$\text{T2. } w_1 + w_3 < w_0 + \frac{w_{14}}{2}$$

$$\text{T4. } w_0 + w_1 < w_3 + \frac{w_{14}}{2} \quad \text{or} \quad w_1 < w_3$$

In order to prove that the conditions we have given are sufficient, we will use the following lemma.

Lemma 4.1 ([4], Proposition 1.7). *Two transverse simple closed curves α and β in a surface S cannot be homotoped to have fewer intersections if and only if they do not form a “bigon”, that is, an embedded disk in S whose boundary is the union of an arc of α and an arc of β .*

Proposition 4.2. *The conditions D1-D4, N1-N6, I1-I3, and T1-T4 are necessary and sufficient for the weights $(w_i)_{i=0}^{14}$ to give rise to a multicurve γ , one component of which is a regular neighborhood of an arc β belonging to a Burau pair (α, β) subject to the reductions of Section 3.3.*

Proof. The necessity is clear. To show the sufficiency of the conditions, we must show that the initial and terminal intersections are essential. We prove a stronger statement, that the only nonessential intersection between α and β supported on μ is of the form seen in Figure 7. Let α and β intersect at i_1 . Continuing to follow β , assuming it is not of the form in Figure 7, it must wind around a puncture p_i before intersecting α again. Denote the next intersection of β with α by i_2 , and consider the loop η formed by β from i_1 to i_2 and α from i_2 to i_1 . As η is supported on the track, there is a corresponding set of weights $(v_i)_{i=0}^{14} \in \mathbb{N}^{15}$. The puncture p_i will be interior to η if and only if the corresponding weight v_{i-1} is odd. If v_0, v_1, v_2 , and v_3 are even, then by the switch conditions all the weights are even, implying that η is a proper multicurve. Therefore one weight must be odd, so some p_i is interior to η , and the result now follows from Lemma 4.1. \square

Corollary 4.3. *Let $(w_i)_{i=0}^{14}$ be a set of weights as in Proposition 4.2 giving rise to a loop (and not a proper multicurve). Denote by β the resulting arc. Then the number of essential intersections of α with β is*

$$\frac{w_0}{2} + \frac{w_1}{2} - \min(w_1, w_8).$$

There are two ways we can prevent certain proper multicurves from arising. The first is to insist that $\gcd(w_0, w_1, w_2, w_3) = 1$, as otherwise all weights will share a non-trivial common factor and give rise to multiple copies of a single, simple closed curve. The second is to insist that some weight is zero, as otherwise the resulting multicurve will have a loop encompassing the entire train track and thus be a proper multicurve. The paths of the initial and terminal segments of the corresponding arc imply that all weights except for w_1 , w_8 , w_9 , and w_{12} are non-zero. Since w_1 being zero implies that w_8 and w_9 are zero, we have three cases.

- (I) $w_8 = 0$, meaning $\frac{w_{14}}{2} = w_0 + w_1$
- (II) $w_9 = 0$, meaning $\frac{w_{14}}{2} = w_0 - w_1$
- (III) $w_{12} = 0$, meaning $\frac{w_{14}}{2} = w_2 + w_3$

All three cases can occur simultaneously. In each case, many of the above conditions become satisfied or simplified. The conditions D1-D4 remain in all cases, and the other conditions become the following.

Case I.

- N1. $w_0 + w_1 \leq w_2 + w_3$
- I2. $w_1 < w_2$
- T1. $w_2 < w_0 + w_1$
- T3. $w_3 < w_0$

Case II.

- N5. $w_0 \leq w_1 + w_2 + w_3$
- I1. $w_0 < w_2 + 2w_1$ or $4w_1 + w_2 < 2w_0$
- I2. $w_1 < w_2$
- I3. $w_1 + w_3 < w_0$
- T1. $w_1 + w_2 < w_0$
- T4. $w_1 < w_3$

Case III.

- N1. $w_2 + w_3 \leq w_0 + w_1$
- N2. $w_0 \leq w_1 + w_2 + w_3$
- I2. $w_1 + w_3 < w_0$ or $w_1 < w_2$
- I3. $w_0 < w_1 + w_3$ or $w_2 + 2w_3 < w_0$ or $w_0 + w_1 < 2w_2 + 3w_3$
- T2. $w_1 < w_2 + w_0$
- T3. $w_3 < w_0$
- T4. $w_0 + w_1 < w_2 + 2w_3$ or $w_1 < w_3$

When traveling on rail 14 either moving left or right, the conditions on the initial and terminal segments imply that there are only a finite number of possible paths one may take before returning to rail 14. These paths are enumerated in Figure 9. Let ℓ denote the number of lines to the left of the arc as it travels on rail 14. Which of the enumerated paths is taken, along with the direction this path is traversed, is determined by comparing ℓ to

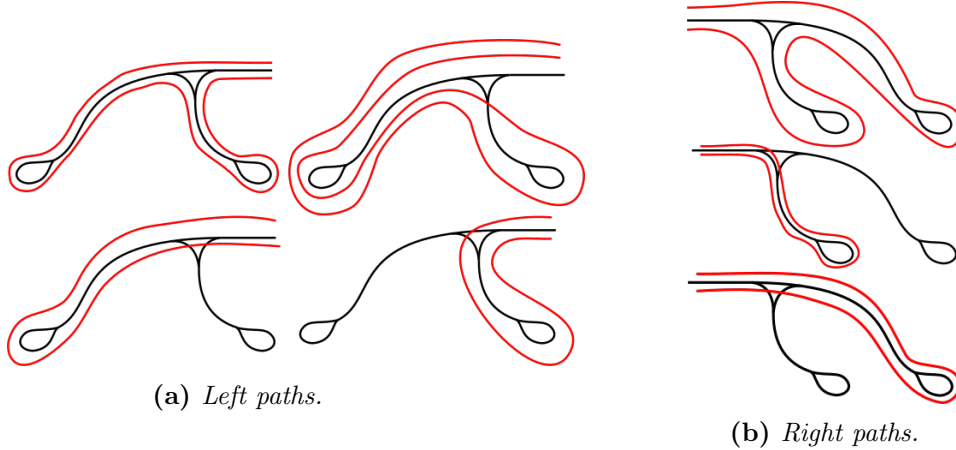


Figure 9: Enumeration of paths.

the train track weights. When traveling to the left, the path and direction are determined by the position of the first number that ℓ is smaller than in the following list.

$$\min(w_1, w_8, w_9), \min(w_1, w_9), w_9, w_0 + w_9 - w_8, w_{10} + w_9 - w_8, w_1 + w_{10} - w_8, \\ w_{14} - w_1, \min(w_{10}, w_0 + w_{10} - w_8, 2w_{10} - w_8)$$

Likewise when traveling to the right, the path and direction are determined by the position of the first number that ℓ is smaller than in the following list.

$$\min(w_3, w_{12}, w_{13}), \min(w_3, w_{13}), w_{13}, w_2 + w_{13} - w_{12}, w_{11} + w_{13} - w_{12}$$

Note that for a given set of weights, it may be that either of the lists are not ascending. This can occur when an arc never takes one of the paths enumerated in Figure 9a and Figure 9b.

To compute the resulting Burau polynomial, our algorithm begins with $\ell = w_2$ and the Burau polynomial being 0. We then alternate traveling left and right on rail 14. Each time a path is taken, we update ℓ and the Burau polynomial accordingly. We end the computation when the arc reaches rail 7 with $\ell = w_3$. While traveling right on rail 14, this is precisely when we have either $\ell = w_3$ and $\ell < w_{13}$, or ℓ is greater than all the numbers in the list above and $\ell = 3w_3 + w_{14}$. Along with being computationally efficient, this allows us to concisely describe the path of an arc. Each time we return to rail 14, using the appropriate list we record the position of the first number that ℓ is smaller than, 1 – 8 and 1 – 6 respectively. We call the resulting list *the record of the arc* β .

We achieve a significant speedup by doing a preliminary run on each arc, recording the number of positive and negative crossings. We discard the weight set if a proper multicurve is ever detected, which by Corollary 4.3 is the case if and only if the number of crossings is less than $\frac{w_0}{2} + \frac{w_1}{2} - \min(w_1, w_8)$. During the preliminary run, we also use a static array of size 2^m to compute the Burau polynomial where the powers of t are treated modulo 2^m . On our system, $m = 7$ appears to be optimal. When we are solely searching for the zero polynomial, we short-circuit the computation if the array is not all zero.

5 Analysis

For an arc β belonging to a Burau pair (α, β) , we denote by \vec{w}_β the corresponding weights on μ , $c(\beta)$ the number of crossings with α , and $p_\beta(t)$ the resulting Burau polynomial. For each $k \in \mathbb{N}$, the arcs of level $2k$ are $\{\beta : c(\beta) = 2k\}$. Our implementation has resulted in the following theorem.

Theorem 5.1. *For any arc β with $c(\beta) \leq 2000$, $p_\beta(t) \neq 0$.*

Finding no arc-pair asserting the unfaithfulness of Ψ_4 , we proceed with a more qualitative analysis. Define the minimum norm and multiplicity of a level $2k$ to be

$$\begin{aligned} \min(2k) &= \min_{\beta} \{|p_\beta(t)| : c(\beta) = 2k\} \\ \text{mult}(2k) &= \#\{\beta : |p_\beta(t)| = \min(2k)\}. \end{aligned}$$

The initial levels have erratic behavior.

$2k$	$\min(2k)$	$\text{mult}(2k)$	$2k$	$\min(2k)$	$\text{mult}(2k)$	$2k$	$\min(2k)$	$\text{mult}(2k)$
2	2	5	16	8	24	30	8	6
4	4	37	18	8	6	32	8	12
6	6	115	20	8	24	34	8	18
8	6	20	22	6	6	36	10	36
10	8	86	24	8	18	38	8	6
12	8	30	26	8	12	40	8	18
14	8	18	28	8	24	42	10	24

However after this appears remarkable periodicity.

Theorem 5.2. *For $2k \in [44, 500]$,*

$$\min(2k) = \begin{cases} 10 & \text{if } 2k \equiv 0 \pmod{6} \\ 8 & \text{otherwise} \end{cases} \quad \text{mult}(2k) = \begin{cases} 6 & \text{if } 2k \equiv 2 \pmod{6} \\ 18 & \text{otherwise} \end{cases}.$$

The periodic behavior in Theorem 5.2 is a result of the arcs falling into into families.

Example 5.3. Let $2k \equiv 0 \pmod{6}$ and $44 \leq 2k \leq 500$. Setting $m = \frac{2k-48}{6}$, the weights

$$w_0 = 22 + 2m, \quad w_1 = 74 + 10m, \quad w_2 = 89 + 12m, \quad w_3 = 21 + 2m, \quad w_{14} = 192 + 24m$$

give rise to arcs $\{\beta_m\}_{m=0}^{158}$ with $c(\beta_m) = 2k$, $|p_{\beta_m}(t)| = \min(2k)$, and

$$p_{\beta_m}(t) = -t^{-5} - t^{-3} - t^{-2} - t^0 - t^{18+3m} + t^{19+3m} - 2t^{20+3m} + t^{21+3m} - t^{22+3m}.$$

Our computations have shown that all arcs β with $c(\beta) \in [44, 500]$ and $|p_\beta(t)| = \min(c(\beta))$ fall into $6 + 18 + 18$ families whose weights are in an arithmetic progression and whose ordered set of coefficients of the resulting Burau polynomials are constant.

There are a variety of ways that these families arise, the simplest is as follows. Let β be an arc, p a point on β , and γ a loop that only intersects itself or β at p . Then with some

perturbations one can construct new arcs by repeatedly inserting γ into β . An example of this form is seen in Figure 10. Note that doing this does not guarantee that the resulting Burau polynomial norms will all be equal, nor that the resulting polynomials themselves will all be of a similar form. More complicated patterns also give rise to families, as seen in Figure 11 where there are two loops inserted in an interleaving fashion.

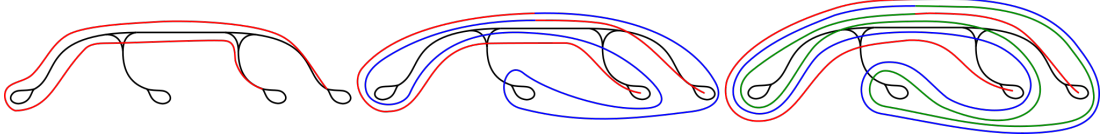


Figure 10: *Simple family of arcs.*

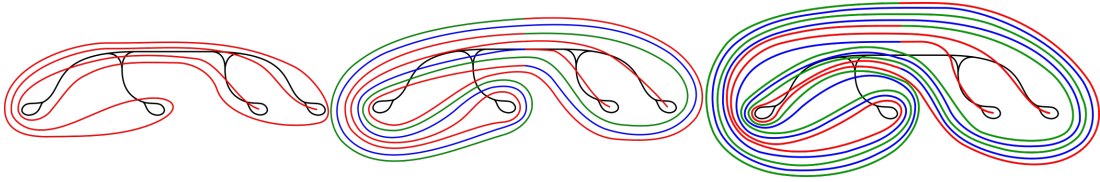


Figure 11: *Complex family of arcs.*

The families in Figure 10 and Figure 11 are not one of the $6 + 18 + 18$ families in Theorem 5.2. Indeed, the families in Theorem 5.2 would be quite difficult to draw. In order to see their behavior, we can look at records of the arcs. Consider Example 5.3 above, but now with $m = \frac{2k-6}{6}$ where $2k \equiv 0 \pmod{6}$ and $2k \in [6, 500]$. The records of the first three members of this family are as follows.

$$(3, 5, 3, 5, 4, 2, 4, 2, 4, 2, 4)$$

$$\left(3, 5, 3, 5, \boxed{4, 1, 2, 4, 2, 4, 2, 5, 3, 5, 3, 5}, 4, 2, 4, 2, 4, 2, 4\right)$$

$$\left(3, 5, 3, 5, \boxed{4, 1, 2, 4, 2, 4, 2, 5, 3, 5, 3, 5}, \boxed{4, 1, 2, 4, 2, 4, 2, 5, 3, 5, 3, 5}, 4, 2, 4, 2, 4, 2, 4\right)$$

The m th member is achieved by inserting the arc with record $4, 1, 2, 4, 2, 4, 2, 5, 3, 5, 3, 5$ m -times. Another family of arcs that gives rise to the minimum norms of Theorem 5.2 has the following records.

$$(3, 5, 3, 5, 3, 5, 4, 2, 4, 2, 4)$$

$$\left(\boxed{3, 5, 3, 5, 3}, \boxed{6, 5, 4, 2, 4, 2, 4}, 3, 5, 3, 5, 3, 5, 4, 2, 4, 2, 4\right)$$

$$\left(\boxed{3, 5, 3, 5, 3}, \boxed{6, 5, 4, 2, 4, 2, 4}, \boxed{3, 5, 3, 5, 3}, \boxed{6, 5, 4, 2, 4, 2, 4}, 3, 5, 3, 5, 3, 5, 4, 2, 4, 2, 4\right)$$

Here the arcs $3, 5, 3, 5, 3$ and $6, 5, 4, 2, 4, 2, 4$ are interleaved. In each of these examples, the initial members of the family do not give rise to Burau polynomials with the same ordered set of coefficients. It is only the later members that have this behavior.

Grouping the arcs into families, the periodicity observed in Theorem 5.2 is recast into an observation about $6 + 18 + 18$ families. These families always being of minimal norm block us from seeing the behavior of other arcs. In order to see through this obstruction, we group all arcs into “tightly-knit” families and study the minimum norm where we ignore any noninitial member of such a family.

Let $\mathcal{F} = \{\beta_i\}_{i=0}^\infty$ be a collection of arcs and set $\vec{d} = \vec{w}_{\beta_1} - \vec{w}_{\beta_0}$. We say that \mathcal{F} is a *tightly-knit family* if for all $i \in \mathbb{N}$, $\vec{w}_{\beta_i} = \vec{w}_{\beta_0} + i \cdot \vec{d}$ and $p_{\beta_i}(t)$ has the same ordered set of coefficients as $p_{\beta_0}(t)$. We call this the *tightly-knit family generated by β_0 and β_1* . For such a family we define $c(\mathcal{F}) = c(\beta_0)$.

Note that any given arc can lie in many tightly-knit families. Let β and β' be two distinct arcs with the entries of $\vec{w}_{\beta'} - \vec{w}_\beta$ all nonnegative. Then β and β' lie in a tightly-knit family if and only if $\beta_0 = \beta$ and $\beta_1 = \beta'$ themselves generate a tightly-knit family. To check that β and β' belong to the same family in computations, we must restrict ourselves to testing the first $m \in \mathbb{N}$ members generated by β and β' . In the results below, we first used $m = 100$ and then $m = 1000$. In each case, the results remain unchanged.

For $k \in \mathbb{N}$ we define

$$\min(2k) = \min_{\beta} \{|p_{\beta}(t)| : c(\beta) = 2k \text{ and } \beta \notin \mathcal{F} \text{ for any } \mathcal{F} \text{ with } c(\mathcal{F}) < 2k\}.$$

Note that there exists a positive $k \in \mathbb{N}$ such that $\min(2k) = 0$ if and only if Ψ_4 is unfaithful. We emphasize that in computing $\min(2k)$ for $2k \in [2, 200]$, seen in Figure 12a, we only test the first 100, and then 1000, members to determine if a collection forms a tightly-knit family.

By weakening the definition of a tightly-knit family while maintaining the property that there exists a positive $k \in \mathbb{N}$ such that $\min(2k) = 0$ if and only if Ψ_4 is unfaithful, we can seek different ways to group the arcs into families, studying their behavior as the number of intersections increase. With this in mind, we say that $\mathcal{F} = \{\beta_i\}_{i=0}^\infty$ is a *loosely-knit family* if for all $i \in \mathbb{N}$, $\vec{w}_{\beta_i} = \vec{w}_{\beta_0} + i \cdot (\vec{w}_{\beta_1} - \vec{w}_{\beta_0})$ and $|p_{\beta_i}(t)| \geq |p_{\beta_0}(t)|$ for all $i \in \mathbb{N}$. The result of computing $\min(2k)$ for $2k \in [2, 200]$ using loosely-knit families is seen in Figure 12b, again with the computational limitations as mentioned above.

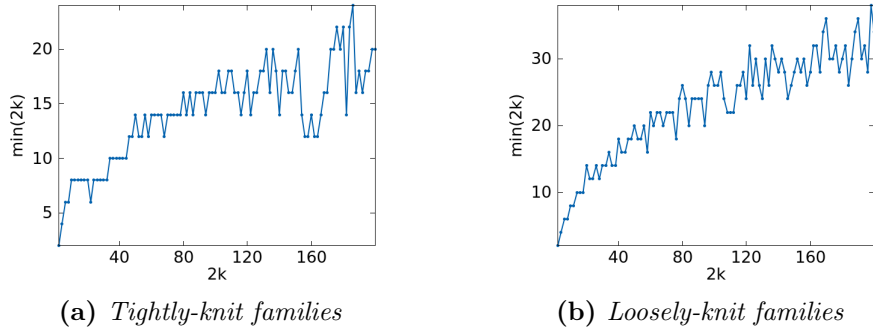


Figure 12

We interpret the upward trend of these graphs as being suggestive that Ψ_4 is faithful.

References

- [1] Stephen Bigelow. The Burau representation is not faithful for $n = 5$. *Geom. Topol.*, 3:397–404, 1999.
- [2] Stephen Bigelow. Does the Jones polynomial detect the unknot? *J. Knot Theory Ramifications*, 11(4):493–505, 2002. Knots 2000 Korea, Vol. 2 (Yongpyong).
- [3] Joan S. Birman. *Braids, links, and mapping class groups*. Princeton University Press, Princeton, N.J.; University of Tokyo Press, Tokyo, 1974. Annals of Mathematics Studies, No. 82.
- [4] Benson Farb and Dan Margalit. *A primer on mapping class groups*, volume 49 of *Princeton Mathematical Series*. Princeton University Press, Princeton, NJ, 2012.
- [5] D. D. Long and M. Paton. The Burau representation is not faithful for $n \geq 6$. *Topology*, 32(2):439–447, 1993.
- [6] John Atwell Moody. The Burau representation of the braid group B_n is unfaithful for large n . *Bull. Amer. Math. Soc. (N.S.)*, 25(2):379–384, 1991.