

POLYCYCLE OMEGA-LIMIT SETS OF FLOWS ON THE COMPACT RIEMANN SURFACES AND EULERIAN PATH

JAEYOO CHOY[†] AND HAHNG-YUN CHU^{*}

ABSTRACT. Let (S, Φ) be a pair of a closed oriented surface and Φ be a real analytic flow with finitely many singularities. Let x be a point of S with the polycycle ω -limit set $\omega(x)$. In this paper we give topological classification of $\omega(x)$. Our main theorem says that $\omega(x)$ is diffeomorphic to the boundary of a cactus in the 2-sphere S^2 . Moreover S is a connected sum of the above S^2 and a closed oriented surface along finitely many embedded circles which are disjoint from $\omega(x)$. This gives a natural generalization to the higher genus of the main result of [10] for the genus 0 case.

Our result is further applicable to a larger class of surface flows, a compact oriented surface with corner and a \mathcal{C}^1 -flow with finitely many singularities locally diffeomorphic to an analytic flow.

1. INTRODUCTION

1.1. Main theorem. Let M be a \mathcal{C}^1 -manifold with a \mathcal{C}^1 -flow $\Phi: \mathbb{R} \times M \rightarrow M$. For $x \in M$, we denote the ω -limit set of x by $\omega(x)$.

A main purpose of the paper is to give complete topological classification of ω -limits for (real) analytic flows on closed oriented surface (= Riemann surface). The Riemann sphere case was done in Jiménez López-Llibre's work [10] (cf. [5]). In this case, $\omega(x)$ is either a single point or the boundary of a cactus. Here a cactus is a simply connected finite union of disks mutually intersecting at most one point (Fig. 1.1; see the definition in Example 3.9 (1)).

A version of our result generalizes a result of Jiménez López-Llibre [10, Theorem C] on S^2 to an arbitrary Riemann surface.

Theorem 1.1. *Let (S, Φ) be a local real analytic flow on a Riemann surface with only finitely many singularities. Let $x \in S$. Suppose the ω -limit set $\omega(x)$ is a polycycle. Then we have the following description of S and Φ .*

2010 *Mathematics Subject Classification.* 37C10, 37C70, 05C10.

Key words and phrases. polycycle, ω -limit sets, analytic flows, surface with corner, Eulerian path, ribbon graph.

[†] The first author is partially supported by Kyungpook National University Fund 2017.

^{*} Corresponding author. His research is performed as a subproject of project Research for Applications of Mathematical Principles (No C21501) and supported by the National Institute of Mathematics Sciences(NIMS).

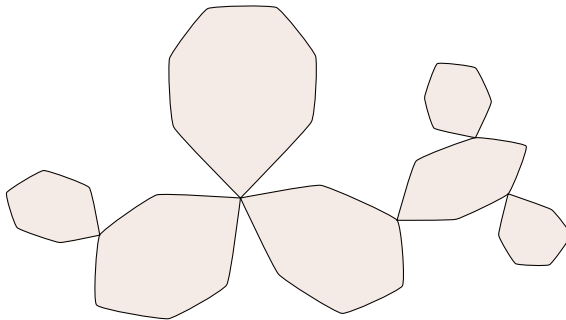


FIGURE 1.1. a cactus

- (i) S is a connected sum of S^2 and another Riemann surface along finitely many embedded circles disjoint from $\omega(x)$.
- (ii) There is a cactus D in S^2 such that its boundary $\text{Bd}(D)$ coincides with $\omega(x)$.
- (iii) Moreover there is an open neighborhood U of D in S^2 such that $\Phi(t, x) \in U \setminus D$ for all sufficiently large t and $\lim_{t \rightarrow \infty} d(\Phi(t, y), D) = 0$ for each $y \in U \setminus D$.

Here a *polycycle* is defined as follows: Let O_1, O_2, \dots, O_n be mutually disjoint free orbits. We suppose that there are (*not* necessarily distinct) singular points x_1, x_2, \dots, x_n such that $\alpha(z) = \{x_l\}$, $\omega(z) = \{x_{l+1}\}$ for $z \in O_l$ and each $l \in \{1, 2, \dots, n\}$, where x_{n+1} is set to be x_1 . Here a *free* orbit means a non-periodic non-singular orbit. Now a polycycle is defined to be the union of the closures $\overline{O}_1 \cup \overline{O}_2 \cup \dots \cup \overline{O}_n$.

The connected sum and $\omega(x)$ in the statement of the theorem are depicted as in Fig. 1.2.

This theorem will be reformulated for wider classes of surfaces, namely surfaces with corner in Theorem 4.4. Surface with corner is more natural object for \mathcal{C}^1 -flows because cutting a closed \mathcal{C}^1 -surface along an invariant simple closed curve gives a compact \mathcal{C}^1 -surface with corner. In Theorem 4.4 we also obtain an explicit example of \mathcal{C}^1 -flows on a given oriented surface with corner and a prescribed cactus boundary described in (i)–(iii) above. The procedure involves topological surgery, so does *not* assure construction of real analytic flows, which we leave it as a question.

Let us give further explication on the theorem. First we look back the polycycle assumption in the statement. If S has genus ≥ 1 , the ω -limit set $\omega(x)$ is *not* necessarily a finite union of orbits in general. E.g., on the 2-torus T^2 with a flow with an irrational slope, any ω -limit set becomes the whole space T^2 , an infinite union of orbits. This is a new phenomenon which does not happen in genus 0. However the ω -limit set being polycycle is *not* just technical assumption. For instance, it is a consequence in theorems of Palis-de Melo [15] and Bendixson [4], which relate it with the Anosov property or trivial recurrence property (see Corollary 1.2 for the precise assertion).

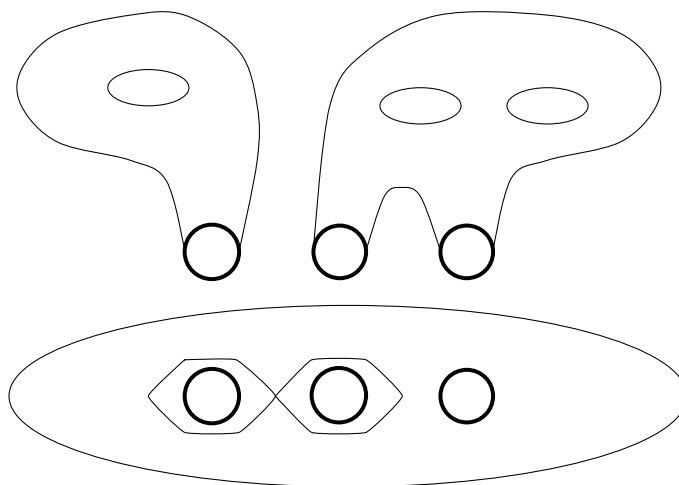


FIGURE 1.2. connected sum of S^2 and a (disconnected) Riemann surface of genus 3 along the bold circles; ellipsoids stand for genii of Riemann surface; two hexagons form an ω -limit set

Secondly a polycycle $\overline{O}_1 \cup \overline{O}_2 \cup \dots \cup \overline{O}_n$ with the singular points x_1, x_2, \dots, x_n is realized as an embedded finite oriented graph by the correspondence

$$O_l \leftrightarrow \text{an edge}, \quad x_l \leftrightarrow \text{a vertex}$$

(see §3.1 for further explanation). We denote this graph by Γ . However *not* every finite oriented graph is realized as an ω -limit set, even if it is isomorphic to the boundary of a cactus on S^2 (a *cactus boundary* for short). For, Theorem 1.1 gives a strong regulation on topology of $(S, \omega(x))$. For instance Γ is necessarily a hyperbolic graph. Thus the following example cannot be an ω -limit set for any analytic flow with finitely many singularities: the union of a latitude and a longitude in T^2 (Fig. 1.3).

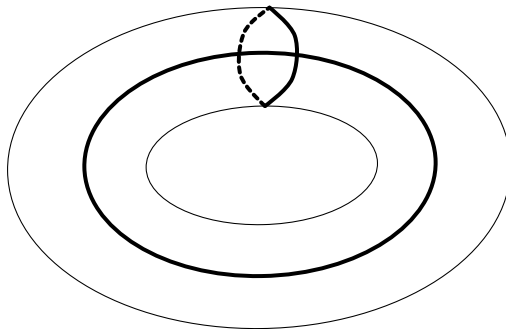


FIGURE 1.3. the union of a latitude and a longitude on T^2

Thirdly the oriented graph Γ corresponding to a polycycle ω -limit set is not just a cactus boundary, but admits some fattening. The definition and construction of fattening will be given precisely in §3.1. But we give its meaning: any point in the one-sided fattened region is attracted to $\omega(x)$ as $t \rightarrow \infty$. This explains the statement on the convergence $\Phi(t, y) \rightarrow D$ as $t \rightarrow \infty$ in the theorem. See Fig. 1.4 for genus 0, 1.

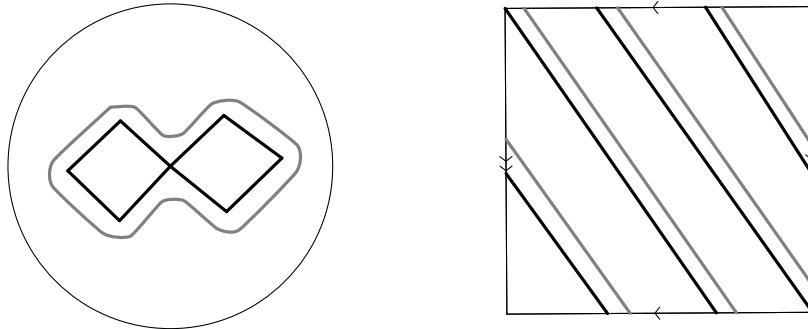


FIGURE 1.4. one-sided fattening of ω -limit sets in S^2, T^2

In Fig. 1.4, one boundary component of the fattened region defines a full Eulerian path of Γ . Our approach to Theorem 1.1 is based on graph theory of the oriented graphs with fattening. Hence Theorem 1.1 follows from a graph-theoretic counterpart Theorem 3.12: the pairs (S, Γ) with fattening always come as in the statement of Theorem 1.1.

1.2. Motivation. The notion of limit sets has important role to study dynamical systems. This expresses limiting behavior of an orbit. In particular the ω -limit set can be used to analyze the long-term behavior of a forward orbit, which practically reconstructs the whole orbit. This underlying idea appears in various works in a far general context in dynamical systems, e.g. [12, 13, 3].

Morales and Pacifico [12] proved that for a \mathcal{C}^1 -flow on a closed manifold, the set of points with Lyapunov stable ω -limit set is residual in the manifold. For a flow on a 3-manifold, Morales, Pacifico and Pujals [13] clarified the structure of all \mathcal{C}^1 -robust transitive sets with singularities. For instance, they proved that the above set is either a proper attractor or a proper repeller. Bautista and Morales [3] found a condition equivalent to that a singular hyperbolic ω -limit set in a compact manifold is a closed orbit.

A viewpoint more relevant to ours is study of a relation between topology of a base manifold (equipped with a flow) and ω -limit sets. In general, Barwell et al. [2] found a sufficient condition under which all notions of ω -limit set, weak incompressibility and internal chain transitivity become equivalent.

Our interest in this paper is a surface flow. For a (real) analytic flow on \mathbb{R}^2 , this direction has been pursued since Poincaré [16] and then Bendixson

[4]. See [10, §1] for the nice survey of surface flows for keeping track of notable progresses up to present. In any case of polynomial or analytic flows, the complete topological classification of ω -limit sets has been done only for \mathbb{R}^2 , S^2 or the real projective plane $\mathbb{R}P^2$ (the original proof in [10] has a gap, which is reconsidered in [5]; see Remark 4.3). In any cases S^2 , $\mathbb{R}P^2$, the ω -limit sets turn out to be a polycycle.

There is also an approach from a general surface flow to a reasonable sufficient condition that an ω -limit set is a finite union of orbits. The following well-known theorems assure that every ω -limit set is a polycycle, if a given flow is either

- a \mathcal{C}^1 -flow with only hyperbolic singularities on a compact surface and only trivial recurrent orbits ([15, Proposition 4.2.3]), or
- an analytic flow on a compact surface with finitely many singularities and only trivial recurrent orbits (a.k.a. Bendixson's theorem).

See further explanation on these theorems in [10, Theorems 1.4, 1.5]. Hence, combined with our main theorem (or its generalization Theorem 4.4), these yield an immediate corollary:

Corollary 1.2. *Let S be an oriented closed surface. For any flow on S satisfying one of the above two assumptions, $(\omega(x), S)$ is given as in the statement of Theorem 1.1, unless $\omega(x)$ is a singular point or a periodic orbit.*

Attractors (and repellers) are another useful limit sets in dynamical systems (see e.g. [7, 14]). Jiménez López and Peralta-Salas [11] gave a topological characterization of global attractors for analytic and polynomial flows on \mathbb{R}^2 . For flows on 3-dimensional manifolds, Carballo and Morales [6] studied ω -limit sets in an attractor block. They proved that for an associated vector field, any sufficiently close vector field satisfies the property that the set $\{x|\omega(x) \text{ has a singularity}\}$ is residual in the attractor block. We expect that there is also a topological classification of the attractors on an arbitrary closed oriented surface (equipped with an analytic flow), which will be done in the near future using our main theorem.

There is an approach to attractors which is valid in discrete dynamics. For a closed n -dimensional manifold M ($n \geq 3$), Grines and Zhuzhoma [8] proved that if M admits a structurally stable self-diffeomorphism with an orientable expanding attractor of codimension one, it is homeomorphic to the n -dimensional torus T^n . F. Rodriguez Hertz and J. Rodriguez Hertz [9] gave a local topological and dynamical description of an expansive attractors on compact surfaces. Moreover it is also proved that the above attractors on compact surfaces can be decomposed into invariant sets, and that the attractors are hyperbolic except possibly at a finite number of periodic points.

In this paper we use graph-theoretic approach to topological classification problem on surface flows. Such an attempt was made in the genus 0 case by Jiménez López and Llibre [10]. We will remind their idea in the proof of Theorem 4.2. A new aspect of our paper is (one-sided) fattened

graphs, which seem less familiar in the problems on surface flows at least for the authors. See Remark 3.4 for more standard notion of (two-sided) fattened graphs in the literatures. A purely graph-theoretic question which we consider in this paper, is the full Eulerian path of an embedded graph in a Riemann surface. See the introductory part of §3.2.

Contents of the paper. In §2, we study basic properties of surface flows and ω -limit sets, in particular the changes after cutting and pasting surgery of the surface. This will give the induction argument in the proof of the main theorem.

In §3, we introduce aforementioned one-sided fattening of a graph. With this we reformulate Theorem 1.1 in term of graphs (Theorem 3.12). The latter theorem classifies all the graphs with one-sided fattening in punctured Riemann surfaces.

In §4, we prove a generalized version of Theorem 1.1 for compact oriented \mathcal{C}^1 -surfaces with corner and \mathcal{C}^1 -flows with analytic sector decomposition (Definition 4.1). In the proof we will see that $\omega(x)$ admits a semi-ribbon graph structure.

Acknowledgement. The author JC is grateful to Prof. Mark Siggers for discussion on graph theory.

2. SURGERY OF COMPACT ORIENTED SURFACES WITH CORNER AND SURFACE FLOWS

We review basic materials on connected sum of Riemann surfaces. Here, connected sum is operated for multiple embedded circles. For instance a connected sum with S^2 along two circles produces a handle (equivalently, increase genus by 1). We express this surgery in terms of pasting and cutting. This gives genus induction used in the later sections.

In fact in the later sections the surgeries will be operated along invariant circles when a surface flow is given. Some basic properties of the operation is also reviewed in §2.3.

2.1. Compact oriented surfaces with corner. An n -dimensional \mathcal{C}^1 -manifold with corner is a second countable Hausdorff space with \mathcal{C}^1 -atlas of open subsets $\mathbb{R}^{n-k} \times \mathbb{R}_{\geq 0}^k$, $0 \leq k \leq n$. It is homeomorphic to a topological manifold with boundary. An *analytic manifold with corner* is defined by further imposing that the transition functions are restrictions of analytic isomorphisms on some open subsets in \mathbb{R}^n containing the open sets of the above atlas respectively.

When $n = 2$, we call the above space a *surface with corner*. Let S be a surface with corner. The boundary $\text{Bd}(S)$ is homeomorphic to a disjoint union of circles.

We always assume S is compact oriented. Thus S is topologically a (compact) Riemann surface with finitely many punctures (= boundary circles). We define $g(S)$, *genus* of S , by capping-off the boundary circles: Let

C_1, C_2, \dots, C_k be the boundary circles of S . Let D_1, D_2, \dots, D_k be copies of a disk. By identifying $\text{Bd}(D_i)$ with C_i , we obtain a closed oriented surface (= Riemann surface), say S_{cl} . If $\text{Bd}(S) = \emptyset$, we set S_{cl} to be S itself. Now we define $g(S) := g(S_{\text{cl}})$.

It is well-known that S_{cl} has a planar diagram given by $4g(S_{\text{cl}})$ -gon if S_{cl} is connected and $g(S_{\text{cl}}) \geq 1$. The edges of the $4g(S_{\text{cl}})$ -gon are labelled by $\alpha_i, \beta_i, \alpha_i^{-1}, \beta_i^{-1}$, $1 \leq i \leq g(S_{\text{cl}})$ counterclockwise (Fig. 2.1).

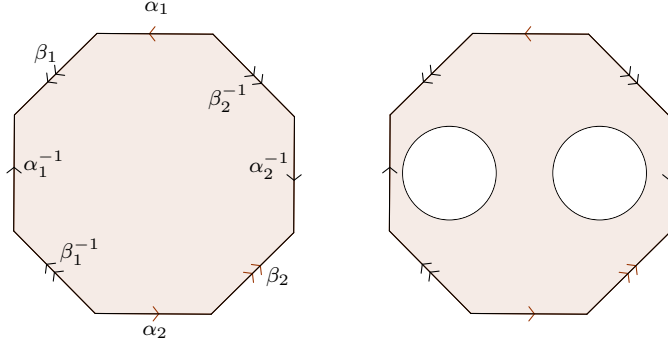


FIGURE 2.1. planar diagrams of S with $g(S_{\text{cl}}) = 2$; there are no (resp. two) punctures in the left (resp. right)

S_{cl} is obtained by identifying α_i, α_i^{-1} with opposite orientation and similarly β_i, β_i^{-1} . If S_{cl} is connected and $g(S_{\text{cl}}) \geq 1$, a planar diagram of S is given by taking finitely many punctures in the interior of the above planar diagram of S_{cl} . Even when $g(S_{\text{cl}}) = 0$, if $\text{Bd}(S) \neq \emptyset$, there is a planar diagram of S . It is a disk with $k - 1$ punctures where k denotes the number of punctures of S .

Let $H_i(S, \mathbb{Z})$ be the i^{th} singular homology group of S over \mathbb{Z} . Suppose S is connected. Then $H_0(S, \mathbb{Z}) \cong \mathbb{Z}$ by the map sending the class of a point to $1 \in \mathbb{Z}$. If $S = S_{\text{cl}}$, $H_2(S, \mathbb{Z}) \cong \mathbb{Z}$ by the map sending the fundamental class $[S]$ to $1 \in \mathbb{Z}$. In this case $H_1(S, \mathbb{Z}) = \mathbb{Z}\langle [\alpha_i], [\beta_i] \rangle_{i=1,2,\dots,g(S)}$ the \mathbb{Z} -module freely generated by the classes $[\alpha_i], [\beta_i]$.

Assume $S \neq S_{\text{cl}}$, i.e., there are the punctures C_1, C_2, \dots, C_k on S . We give any orientation on C_i for each i . Then we have

$$(2.1) \quad \begin{aligned} H_2(S, \mathbb{Z}) &= 0, \\ H_1(S, \mathbb{Z}) &= \mathbb{Z}\langle [\alpha_i], [\beta_i], [C_j] \rangle_{i=1,2,\dots,g(S), j=1,2,\dots,k-1}. \end{aligned}$$

One needs care on the indices $1 \leq j \leq k - 1$ in the above. These identifications follow from the fact that S is deformation-retract to a bouquet of $2g(S) + k - 1$ circles.

2.2. Surgery. We define a surgery of a compact oriented surface S with corner by cutting along a simple closed curve in the interior $\text{Int}(S)$. Hereafter a simple closed curve is always assumed to be piecewise smooth.

Lemma 2.1. *Let C be a simple closed curve in $\text{Int}(S)$. Then there exists an embedding $C \times (-\epsilon, \epsilon) \rightarrow \text{Int}(S)$ for $0 < \epsilon \ll 1$.*

Proof. This is immediate using the planar diagram. We give an alternative intrinsic proof. By smoothing, C can be assumed to be a smooth curve. Let N_C be the normal bundle of C in S . Using the orientations of S and C , N_C has the induced orientation. So $N_C \stackrel{\text{diffeo}}{\approx} C \times \mathbb{R}^1$. Using the local embedding of N_C into S , we are done. \square

For a simple closed curve C as above, we define \tilde{S} as a disjoint union

$$\tilde{S} := (S \setminus C) \sqcup C_1 \sqcup C_2$$

where C_1, C_2 are copies of C . \tilde{S} is naturally a (compact oriented) surface with corner due to Lemma 2.1: the atlas of \tilde{S} consists of three kinds of open sets, (i) $U \cap (S \setminus C)$, (ii) $U \cap (C \times (-\epsilon, 0])$, (iii) $U \cap (C \times [0, \epsilon))$ where U is an element of the atlas of S . The process from S to \tilde{S} is *cutting surgery* and the reverse process is *pasting surgery*. The obvious map $\pi: \tilde{S} \rightarrow S$ corresponds to these surgeries depicted as Fig. 2.2.

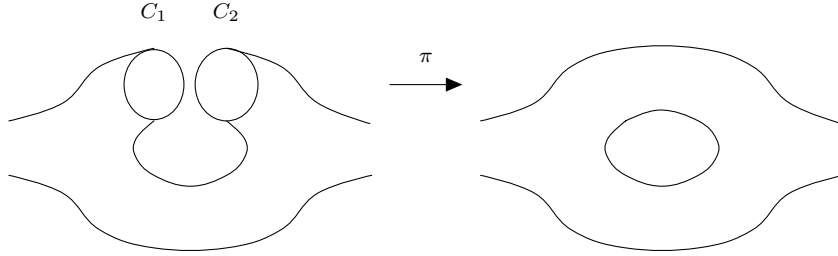


FIGURE 2.2. cutting-pasting surgery

We notice that both C_1, C_2 are new punctures of \tilde{S} . So we can take a planar diagram of \tilde{S} containing C_1, C_2 in its interior. But we need care as \tilde{S} can be disconnected even if S is connected.

Lemma 2.2. *The number of connected components of \tilde{S} equals that of S or increase by 1.*

Proof. We may assume S is connected because the components of S not containing C , do not change by the above cut surgery. Every component of \tilde{S} contains C_1 or C_2 (or both) as punctures. Two or more components do not contain one of C_i since otherwise C_i cannot be a puncture. Therefore there are only two possibilities: one component contains both or there are two components containing C_1, C_2 respectively. \square

Note that in the latter case of the above lemma, \tilde{S} is a connected sum along one puncture.

In the rest of this subsection we compute the genus of \tilde{S} . This will serve as genus induction for the proofs in foregoing claims. We may assume S is connected.

Let us consider first the case \tilde{S} is connected. Since C_1, C_2 are punctures of \tilde{S} , there is a planar diagram as in Fig. 2.3.

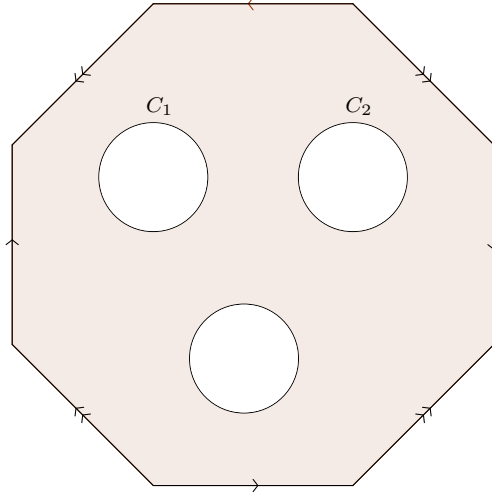


FIGURE 2.3.

In Fig. 2.3 the readers should be aware of that orientations of C_1, C_2 are given opposite. The identification along the orientation (pasting surgery), we recover C . The pasting surgery is nothing but taking the image of $\pi: \tilde{S} \rightarrow S$.

Lemma 2.3. *If \tilde{S} is connected, $g(\tilde{S}) = g(S) - 1$.*

Proof. From the planar diagram of Fig. 2.3, we see the pasting surgery increases genus by 1. \square

Next we consider the case \tilde{S} is disconnected. We denote the two connected components by \tilde{S}_1, \tilde{S}_2 with $C_i \subset \tilde{S}_i$. In this case a similar pasting surgery is also nothing but identification of two planar diagrams along C_1, C_2 .

Lemma 2.4. *$g(\tilde{S}) = g(\tilde{S}_1) + g(\tilde{S}_2)$. Moreover if $[C] \neq 0$ in the singular homology group $H_1(S_{cl}, \mathbb{Z})$, both $g(\tilde{S}_1), g(\tilde{S}_2)$ are strictly less than $g(\tilde{S})$.*

In the statement the homology class $[C]$ is defined after fixing any orientation of C . The assumption $[C] \neq 0$ does not depend on the choice of orientation.

Proof of Lemma 2.4. To prove the first assertion we add one puncture to \tilde{S}_1, \tilde{S}_2 respectively. Note that the genus do not depend on the number of punctures. By the same symbols \tilde{S}_1, \tilde{S}_2 , we denote the Riemann surfaces

with the additional punctures. By (2.1), $g(\tilde{S})$ is the half of the number of the circles in the bouquets which are not punctures (*non-puncture circles* for short). On the other hand \tilde{S} is a connected sum along C_1, C_2 . Thus the bouquet of \tilde{S} is a union of the bouquets of \tilde{S}_1, \tilde{S}_2 with the two puncture circles C_1, C_2 being identified. It is obvious that the total number of non-puncture circles does not change under this identification. This proves the identity $g(\tilde{S}) = g(\tilde{S}_1) + g(\tilde{S}_2)$.

Let us prove the second assertion. Now we suppose the contrary, say $g(\tilde{S}_1) = 0$. Then C_1 is contractible to a point in the surface obtained from \tilde{S}_1 by capping off all the punctures other than C_1 . Thus C is also contractible to a point in S_{cl} . This contradicts $[C] \neq 0$. \square

2.3. Surgery of surface flows. Let Φ be a flow on a punctured Riemann surface S . Let us assume $C \subset S$ be a Φ -invariant simple closed curve. Let \tilde{S} be the cutting surgery of S along C .

Lemma 2.5. *There is a unique flow $\tilde{\Phi}$ on \tilde{S} which fits in the commutative diagram:*

$$\begin{array}{ccc} \mathbb{R} \times \tilde{S} & \xrightarrow{\tilde{\Phi}} & \tilde{S} \\ \text{Id}_{\mathbb{R}} \times \pi \downarrow & & \downarrow \pi \\ \mathbb{R} \times S & \xrightarrow{\Phi} & S \end{array}$$

Moreover $\tilde{\Phi}$ preserves given structures of (S, Φ) (e.g. \mathcal{C}^1 , smoothness, analyticity).

Proof. We define $\tilde{\Phi}(t, x) := \Phi(t, x)$ by identifying $C = C_1 = C_2$. The structures are preserved due to the embedding $N_C \rightarrow S$ also preserves the structure. \square

We will obtain comparison result on ω -limit sets for (S, Φ) and $(\tilde{S}, \tilde{\Phi})$. Recall the ω -limit set $\omega(x)$ of x is defined by

$$\omega(x) := \left\{ z \in M \mid z = \lim_{n \rightarrow \infty} \Phi(t_n, x) \text{ for some sequence } t_n \rightarrow \infty \text{ as } n \rightarrow \infty \right\}.$$

The α -limit set $\alpha(x)$ is similarly defined replacing $t_n \rightarrow \infty$ into $t_n \rightarrow -\infty$ in the above.

Lemma 2.6. *Let $x \in S \setminus C$ and $\tilde{x} := \pi^{-1}(x)$. Then $\pi(\omega(\tilde{x})) = \omega(x)$.*

Proof. Since $x \in S \setminus C$, we have $\pi(\tilde{\Phi}(t, \tilde{x})) = \Phi(t, x)$ for $t \in \mathbb{R}$. Thus $\pi(\omega(\tilde{x})) \subset \omega(x)$.

We check the opposite inclusion. Let $y \in \omega(x)$. If $y \notin C$, the opposite inclusion is clear since π is a homeomorphism near y . Otherwise it is also clear since π is a two-one map over C . \square

This lemma does *not* imply $\omega(\tilde{x}) = \pi^{-1}(\omega(x))$. This phenomenon happens when $\omega(x)$ contains C . Later we completely analyze the ω -limit sets in this case during the proof of Theorem 4.4.

3. SEMI-RIBBON GRAPH AND EULERIAN PATH

In this section we develop a graph-theoretic counterpart of ω -limit sets. In §3.1 we introduce semi-ribbon graph (= one-sided fattening) of a graph Γ embedded in a surface S . In this section our discussion is always topological so that S is a topological surface with boundary.

The main purpose in this section is to classify pairs (S, Γ) allowing semi-ribbon graph (Theorem 3.12). The proof of the theorem in §3.2 uses genus induction via cutting surgery along a simple closed path of Γ in the previous section. The initial induction hypothesis is the case when $g(S) = 0$ (Lemma 3.11). It turns out that the one-sided fattening always comes from an Eulerian path on Γ .

3.1. Semi-ribbon graph. An *oriented graph* $\Gamma = (V, E)$ is a pair of nonempty sets with two functions $h, t: E \rightarrow V$. The elements of V, E are *vertices* and *edges* respectively. For each $e \in E$, the vertices $h(e), t(e)$ are *head* and *tail* vertices of e . If $h(e) = t(e)$, e is a *loop*. *Valency* at a vertex v of Γ is the sum $\#h^{-1}(v) + \#t^{-1}(v)$, the number of edges having v as head or tail (counted twice when loop). We always assume that Γ has finite valency at each vertex. In paper a graph always means an oriented graph for short. But sometimes we use ‘oriented graph’ to emphasize orientation.

We frequently regard Γ as a topological space (with orientation) defined as follows. First we give discrete topology on E . Let $[0, 1]_e := [0, 1] \times \{e\} \subset \mathbb{R}^1 \times E$. Let $t_e := (t, e) \in [0, 1]_e$, $0 \leq t \leq 1$. We define an equivalence relation on the disjoint union $\bigsqcup_{e \in E} [0, 1]_e$ such that the only nontrivial relations are

$$1_e \sim 0_{e'} \text{ if and only if } h(e) = t(e')$$

First we consider the line segments $l_e \approx [0, 1]$, $e \in E$. Now an element of Γ makes sense as Γ is a set. A *smooth point* of Γ means an element of Γ which does not lie in V .

Let S be a surface with boundary not necessarily oriented.

Definition 3.1. An oriented graph Γ embedded in S is *hyperbolic* if each vertex of Γ has an open neighborhood consisting of alternating orientations as in Fig. 3.1.

This definition makes sense even when an edge lies in the boundary of S . Note any hyperbolic graph has even valency at any vertex.

Now we introduce semi-ribbon graph of Γ via the aforementioned fattening Γ in §1.1. For the purpose we define first some orientation rule on the sectors given by (Γ, S) where S is a (oriented) Riemann surface with boundary and Γ is embedded in S . Let B_0 be the open unit disk in \mathbb{R}^2 and B_0^I be the subset in B_0 of (x_1, x_2) with $x_2 \in I$. E.g., $B_0^{\geq 0}$ is the upper half open unit disk.

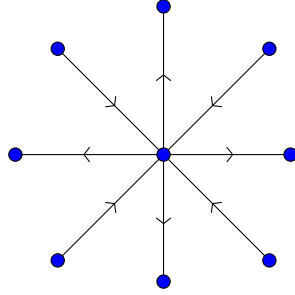


FIGURE 3.1. hyperbolic at a vertex

For any point $x \in \Gamma$, there is an open neighborhood U_x of x in S with an orientation-preserving based homeomorphism $\phi_x: (U_x, x) \approx (B_0, (0, 0))$ such that the image $\phi_x(U_x \cap \Gamma)$ becomes a sector decomposition of B_0 centered at the origin $(0, 0) \in \mathbb{R}^2$. We also say that $U_x \cap \Gamma$ is a sector decomposition of U_x centered at x . For instance the graph in Fig. 3.1 has the eight sectors at the central vertex. If x is a smooth point of Γ , U_x is decomposed into two sectors.

A sector has two line segments called *separatrices*. The two separatrices coincide if and only if the angle between them is 360° . This case occurs only when x is a vertex of Γ with valency 1.

For any fixed sector T in U_x with distinct separatrices, we consider a homeomorphism ψ from $(B_0, (0, 0))$ to itself such that $\psi(\phi_x(T)) = B_0^{\geq 0}$. By replacing ϕ_x to the composite $\psi\phi_x$, we may assume ϕ_x satisfies $\phi_x(T) = B_0^{\geq 0}$. It is clear that for a given sector T centered at x , the existence of such a homeomorphism ϕ_x assures that T has two distinct separatrices.

Definition 3.2. A sector T in U_x is *oriented* if the two separatrices are distinct and the arrows associated to them are heading from left to right via ϕ_x . See Fig. 3.2.

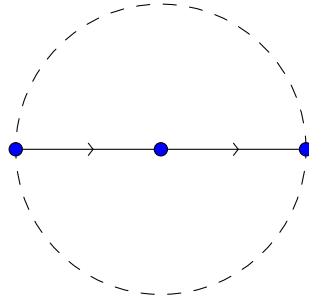


FIGURE 3.2.

Note that the orientation of a sector is well-defined. In other words for any choice of ϕ_x , the orientation of the boundary $\text{Bd}(T)$ induced by S coincides with the one of the upper half unit disk. This is due to the orientation-preserving assumption of ϕ_x .

We define a pre-version of semi-ribbon graph first.

Definition 3.3. Let (S, Γ) be a pair of an oriented graph Γ embedded in a Riemann surface S with boundary. A closed subset in S is a *pre-semi-ribbon graph* Γ_{psr} of Γ if there is a set of open neighborhoods U_x of $x \in \Gamma$ in the closed Riemann surface S_{cl} covering Γ_{psr} such that for each oriented sector T centered at x , there exists an orientation-preserving homeomorphism $\phi_x: (U_x, T) \approx (B_0, B_0^{\geq 0})$ satisfying

$$(3.1) \quad \phi_x(\Gamma_{\text{psr}} \cap T) = B_0^{[0,1/2]}, \quad \phi_x(\text{Bd}(\Gamma_{\text{psr}}) \cap T) = B_0^0 \sqcup B_0^{1/2}$$

and for each non-oriented sector T , $\Gamma_{\text{psr}} \cap \text{Int}(T) = \emptyset$.

The intersection of Γ_{psr} and an oriented sector is depicted as the shaded region in Fig. 3.3.

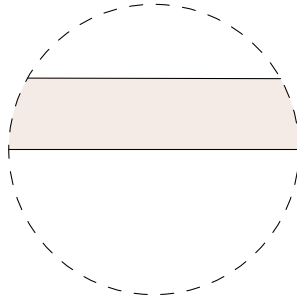


FIGURE 3.3.

Note that in the above definition, $B_0^0 (= [0, 1] \times \{0\})$ is the union of two separatrices. Thus the union of $\phi_x^{-1}(B_0^0)$ over all (x, ϕ_x) is nothing else but the given graph Γ . This is a subset of the boundary $\text{Bd}(\Gamma_{\text{psr}})$. From (3.1), the complement of Γ in $\text{Bd}(\Gamma_{\text{psr}})$ is the union of $\phi_x^{-1}(B_0^{1/2})$ over all (x, ϕ_x) . We denote the first subset Γ and its complement by $\text{Bd}_{\text{sing}}(\Gamma_{\text{psr}})$ and $\text{Bd}_{\text{sm}}(\Gamma_{\text{psr}})$ respectively. We call them *singular boundary* and *smooth boundary* respectively. Note that the smooth boundary $\text{Bd}_{\text{sm}}(\Gamma_{\text{psr}})$ is a 1-dimensional manifold.

The arrows on the separatrices on an oriented sector induce an orientation of $\text{Bd}_{\text{sm}}(\Gamma_{\text{psr}})$. This orientation is opposite to the natural orientation of the boundary $\text{Bd}(\Gamma_{\text{psr}})$ induced from the one of S (see the gray-colored curves in Fig. 3.4).

Remark 3.4. (1) Γ_{psr} can be seen a one-sided fattening of Γ . A similar but two-sided fattening, usually called ribbon graph, is not our interest in

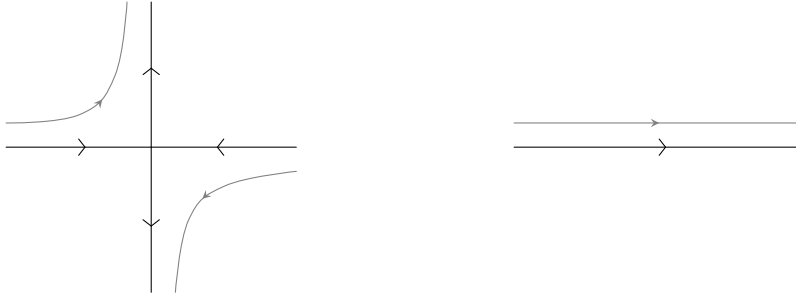


FIGURE 3.4. The boundaries $\text{Bd}_{\text{sm}}(\Gamma_{\text{psr}})$ with orientation near a vertex with valency 4 and a smooth point

this paper. This notion appears in various branches in mathematics and theoretic physics.

(2) A ribbon graph has the two smooth boundaries as it is a two-sided fattening. Usually the orientation of the smooth boundaries is given opposite to our choice of the orientation of $\text{Bd}_{\text{sm}}(\Gamma_{\text{psr}})$. I.e., it obeys the natural orientation from S .

(3) Our choice of orientation here is nothing but flow direction, as we will see in the proof of Theorem 4.4. This is the main reason for we set the orientation opposite to the usual one given in the above item, as a convention in this paper.

Remark 3.5. Let us observe that if Γ admits a pre-semi-ribbon graph Γ_{psr} , it is necessarily a hyperbolic graph. For, otherwise there exists a vertex $x \in \Gamma$ and a (local) sector T centered at x with the separatrices with the same orientation. By the definition of pre-semi-ribbon, there is no point of Γ_{psr} in $\text{Int}(T)$. But a smooth point of one of the separatrices has an oriented sector intersecting T , which is contradiction to $\Gamma_{\text{psr}} \cap \text{Int}(T) = \emptyset$.

In fact any hyperbolic graph admits a pre-semi-ribbon graph:

Proposition 3.6. *Let S be a Riemann surface with boundary and Γ be an embedded graph. Then (S, Γ) admits a pre-semi-ribbon graph if and only if Γ is a hyperbolic graph.*

The ‘only if’ part was already observed in Remark 3.5. We postpone the proof of the ‘if’ part to Appendix A because pre-semi-ribbon graph itself is *not* important in the sequel and moreover the proof uses the idea of the proof of Theorem 3.12.

Definition 3.7. A pre-semi-ribbon graph is called a *semi-ribbon graph* if $\text{Bd}_{\text{sm}}(\Gamma_{\text{psr}})$ is connected. A semi-ribbon graph of Γ is denoted by Γ_{sr} .

Note that since $\text{Bd}_{\text{sm}}(\Gamma_{\text{sr}})$ is connected, it is homeomorphic to the circle S^1 . This new constraint indeed provides a difference between pre-semi-ribbon and semi-ribbon graphs. See Example 3.10 (2).

Lemma 3.8. *Let S be a Riemann surface with boundary and Γ be an embedded graph. If (S, Γ) admits a semi-ribbon graph Γ_{sr} , Γ is a path-connected hyperbolic graph.*

Proof. Since $\text{Bd}_{sm}(\Gamma_{sr}) \approx S^1$, it traverses every edge of Γ . Hence Γ is path-connected. The hyperbolicity was already observed in Remark 3.5. \square

Example 3.9. We give examples of semi-ribbon graphs.

(1) A *cactus* is a simply connected and connected finite union of disks in S^2 such that any two disks intersect at most one point (Fig. 1.1). In other words its dual graph (by representing disks and intersection points by vertices and edges respectively) becomes a tree. The boundary of a cactus has the clockwise orientation induced from the one of S^2 so that it becomes a finite oriented graph. Since the boundary is deformed to an outer circle with clockwise orientation, it is equipped with a semi-ribbon graph.

(2) Let us consider a flow with slope $\frac{2}{3}$ on the 2-torus T^2 (Fig. 1.4). It has a semi-ribbon graph as in the figure after giving orientation from left-up to right-down.

Example 3.10. We already have a non-example in Fig. 1.3. Recall that this is non-hyperbolic so that it does not even admit pre-semi-ribbon graph.

Let us give an example of a pre-semi-graph which does not admit semi-graph. Let us consider a hyperbolic graph in S^2 whose support (= graph without orientation) is given as in Fig. 3.5.

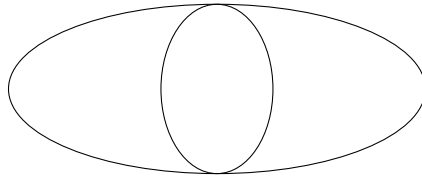


FIGURE 3.5.

This example does not admit a semi-ribbon graph but a pre-semi-ribbon graph for any hyperbolic orientation. In any hyperbolic orientations, this has no semi-ribbon graph. For, its complement in S^2 has 4 connected components. If a semi-ribbon graph exists, it lies in one of these 4 components. We leave it as an exercise that these 4 possibilities do not occur.

Recall that for any hyperbolic orientations, Γ admits a pre-semi-ribbon graph due to the ‘if’ part of Proposition 3.6.

We describe the semi-ribbon graphs in the genus 0 Riemann surface. This will correspond to the known description of $\omega(x)$ in genus 0 ([10, Theorem C]). See Theorem 4.2.

Lemma 3.11. *Let (S, Γ, Γ_{sr}) be a semi-ribbon graph for a connected finite hyperbolic graph Γ on $S = S^2$. Then (S, Γ, Γ_{sr}) is the semi-ribbon graph triple in Example 3.9 (1) (i.e., Γ is a cactus boundary in S^2).*

Proof. We replace Γ into the minimal graph obtained in the following steps: Pick a vertex $v \in V$ having valency 2 with two distinct edges $e_1, e_2 \in E$ satisfying $h(e_1) = t(e_2) = v$, if any. Rule out v from V and e_1, e_2 from E and then add a new edge amalgamating e_1, e_2 (Fig. 3.6). By repeating this

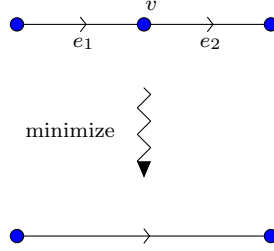


FIGURE 3.6. minimal graph

process for each vertex as above, the resulting oriented graph is called the *minimal* graph of Γ . Note that due to the hyperbolicity assumption there is no vertex with valency 2 in the minimal graph unless Γ is a loop with one vertex. Note also that it suffices to check the lemma for the minimal graph.

If Γ is a loop with one vertex, the lemma is obvious. Indeed Γ has clockwise or counter-clockwise orientation. In the former case we are done by setting $\text{Bd}_{\text{sm}}(\Gamma_{\text{sr}})$ to be an outer circle of Γ . In the latter case we use an orientation reversing map of S^2 .

Suppose that Γ is not a loop. This means that there is a vertex v with valency ≥ 4 . Let us modify Γ as follows: Choose a sector not containing $\text{Bd}_{\text{sm}}(\Gamma)$ and then detach Γ along this sector. We make the detached graph into the minimal graph and then denote it by Γ' . Note that Γ' admits a natural pre-semi-ribbon graph induced from Γ_{sr} . The above modification of $(\Gamma, \Gamma_{\text{sr}})$ into $(\Gamma', \Gamma'_{\text{psr}})$ is depicted as in Fig. 3.7.

Note that Γ' has at most two connected components. I.e., it depends on if there is a (not necessarily oriented) path between the detached vertices. Each component is equipped with a semi-ribbon graph by the construction.

We claim Γ' is disconnected. Recall that $\text{Bd}_{\text{sm}}(\Gamma_{\text{sr}})$ changes into $\text{Bd}_{\text{sm}}(\Gamma'_{\text{psr}})$ by replacing the left crossing to the right one in Fig. 3.8.

We may assume the orientation of $\text{Bd}_{\text{sm}}(\Gamma) \approx S^1$ traverses S^1 in the cyclic order

$$a \rightarrow b \rightarrow c \rightarrow d \rightarrow a.$$

On the other hand the orientation of $\text{Bd}_{\text{sm}}(\Gamma'_{\text{psr}})$ traverses in the cyclic orders

$$(3.2) \quad a \rightarrow d \rightarrow a, \quad c \rightarrow b \rightarrow c.$$

Therefore $\text{Bd}_{\text{sm}}(\Gamma'_{\text{psr}})$ consists of two copies of S^1 and thus Γ' is disconnected.

We denote the two connected components of Γ' by Γ'_1, Γ'_2 . As a consequence Γ'_{psr} has two connected components and each component becomes a semi-ribbon graph $(\Gamma'_i)_{\text{sr}}$ of Γ'_i ($i = 1, 2$). By induction on $\#E$, both

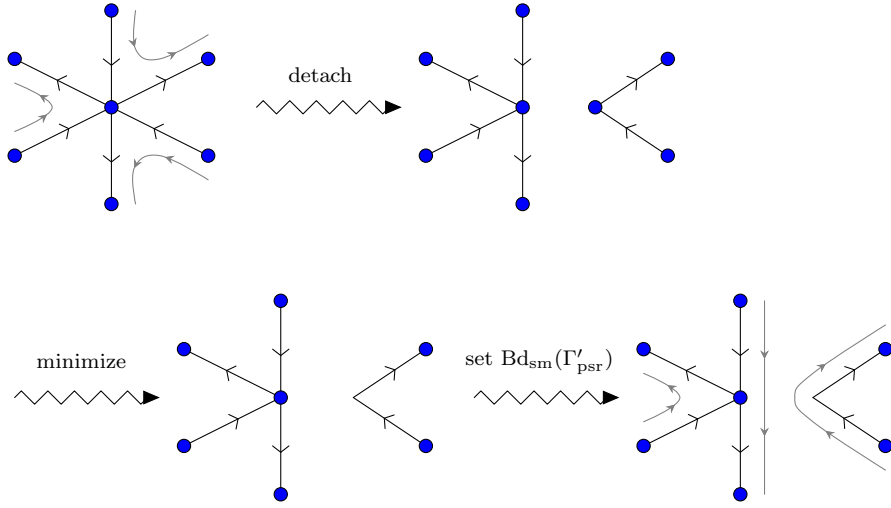


FIGURE 3.7.

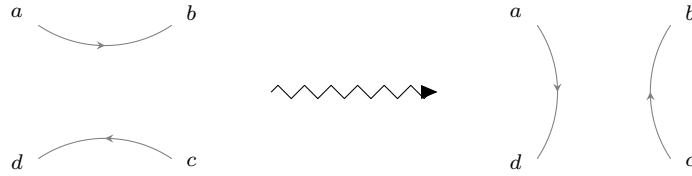


FIGURE 3.8.

Γ'_1, Γ'_2 are cactus boundaries with the same orientation due to the cyclic orders (3.2). And $\text{Bd}_{\text{sm}}((\Gamma'_i)_{\text{sr}})$ encloses the cactus ($i = 1, 2$). Looking at the fourth graph of Fig. 3.7, the original graph Γ is the boundary of the cactus obtained by pasting the two cacti along the detached vertices. This identifies $(S, \Gamma, \Gamma_{\text{sr}})$ as in the lemma. \square

3.2. Eulerian path. A path in a connected oriented graph Γ is called *Eulerian* if each edge in the path is used exactly once. A *full* Eulerian path of Γ is an Eulerian path using every edge of Γ exactly once. Γ itself is called *Eulerian* if it admits a full Eulerian path. Γ is Eulerian if and only if $\#t^{-1}(v) = \#h^{-1}(v)$ for each vertex v . The number of full Eulerian paths with a fixed starting point is explicitly given for a connected finite oriented graph (a.k.a. the BEST theorem in graph theory).

On the other hand if a connected finite oriented Γ is equipped with a semi-ribbon graph $(S, \Gamma, \Gamma_{\text{sr}})$, the orientation of $\text{Bd}_{\text{sm}}(\Gamma_{\text{sr}})$ gives one full Eulerian path on Γ . However *not* every full Eulerian path on a given connected finite hyperbolic graph Γ comes from choice of (S, Γ_{sr}) . We do not pursue this

general question in this paper, but give a partial answer only when S is orientable.

Theorem 3.12. *Let $(S, \Gamma, \Gamma_{\text{sr}})$ be a semi-ribbon graph, where S is a connected Riemann surface with boundary and Γ is a connected finite hyperbolic graph. Then we have the following description of $(S, \Gamma, \Gamma_{\text{sr}})$.*

- (i) S is a connected sum of S^2 and a Riemann surface with boundary along finitely many punctures disjoint from Γ .
- (ii) There is a cactus D in S^2 such that $\Gamma = \text{Bd}(D)$ with clockwise orientation and $\text{Bd}_{\text{sm}}(\Gamma_{\text{sr}}) (\approx S^1)$ encloses D .

In particular the number of full Eulerian paths from semi-ribbon graphs on Riemann surfaces is 1.

The proof will appear in the next subsection.

Remark 3.13. Let us compare the statements in Theorems 1.1 and 3.12.

(1) In the latter theorem the Riemann surfaces may have boundary while in the former, without boundary. As explained in §1.1, the former theorem will be generalized to the Riemann surfaces with boundary in Theorem 4.4.

(2) In the former theorem there is a statement on convergence of flow. This part is replaced by semi-ribbon graph in the latter theorem. In other words the enclosed area between $\text{Bd}_{\text{sm}}(\Gamma_{\text{sr}})$ and $\text{Bd}_{\text{sing}}(\Gamma_{\text{sr}}) (= \Gamma)$ is attracted to Γ . This phenomenon has been a key fact in the topological study of flows on genus 0 surfaces in various literatures.

In the latter theorem there is also additional information on orientation. Since $\omega(x)$ consists of finite orbits (but not a single point), it has the orientation from flow direction. This corresponds to the orientation of Γ .

(3) There is a further notice on orientation in the latter theorem. Γ has only clockwise orientation on S^2 which is due to the orientation sector rule in the definition of pre-semi-ribbon graph. However the counter-clockwise orientation of Γ is also included in the latter theorem by reversing the orientation used in the connected sum.

A *simple* path of Γ means a path without self-intersection. For any given path one can construct a simple path with the same starting and terminal points: For a self-intersection vertex on the path, we delete the loops attached to it. We call this procedure *simplification*.

Lemma 3.14. *Let S be a Riemann surface with boundary. Let Γ be a connected finite graph in S such that $\#h^{-1}(v), \#t^{-1}(v) \geq 1$ for each vertex $v \in V$. Let D be an embedded disk in S such that $\text{Bd}(D)$ is a path in Γ where the orientation of $\text{Bd}(D)$ is induced from D . If $\text{Int}(D) \cap \Gamma \neq \emptyset$, there exists a simple closed path of Γ in D not equal to $\text{Bd}(D)$.*

Proof. By the assumption there is at least one edge in D not contained in $\text{Bd}(D)$, say e . Suppose there is no vertex of Γ in $\text{Int}(D)$. Then e is a path from p to q for some $p, q \in \text{Bd}(D)$. If $p = q$, then e is a loop and thus this loop satisfies the lemma. If $p \neq q$, e separates D into two connected

components, say D_1, D_2 . One of $\text{Bd}(D_1), \text{Bd}(D_2)$ with the orientations from D_1, D_2 is a simple closed path of Γ . It is clear that this path satisfies the lemma.

Suppose next that there is a vertex in $\text{Int}(D)$. Then there is an edge e satisfying *either*

- (i) $t(e) \in \text{Bd}(D), h(e) \in \text{Int}(D)$ or
- (ii) $h(e) \in \text{Bd}(D), t(e) \in \text{Int}(D)$

(see Fig. 3.9).

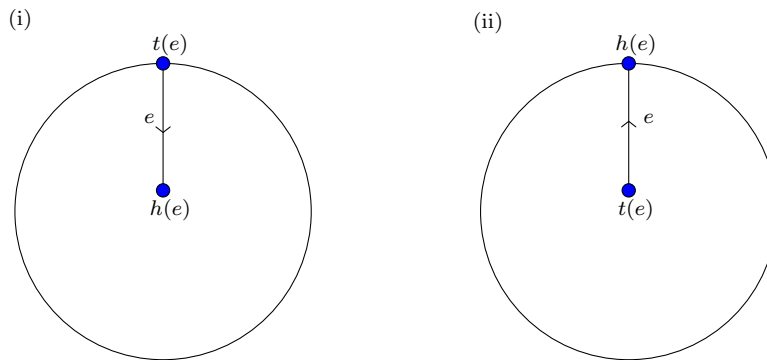


FIGURE 3.9.

Let us assume (i) first. We consider a simple path P from $v := h(e)$ in D with the maximal number of edges. Note that by the assumption $\#t^{-1}(v) \geq 1$, there is at least one path from v . Let v' be the terminal vertex of P . Suppose first that $v' \in \text{Bd}(D)$. Let C' be the subpath in $\text{Bd}(D)$ from v' to $t(e)$. Now the closed path formed by C', P and e satisfies the lemma after simplification if necessary.

Even in the case when $P \cap \text{Bd}(D) \neq \emptyset$, a similar construction works by replacing v' into any intersection vertex in $P \cap \text{Bd}(D)$. We omit the details.

The remaining case is $P \subset \text{Int}(D)$. By the maximality of number of edges and the assumption $\#t^{-1}(v') \geq 1$, the longer path P' obtained by adding to P and an edge e' with $t(e') = v'$ has a self-intersection vertex, say v'' . The subpath of P' from v'' to itself satisfies the lemma.

We complete the proof of the lemma in the case (i). The case (ii) is similar. □

Note that the condition $\#h^{-1}(v), \#t^{-1}(v) \geq 1$ of the above lemma is weaker than hyperbolicity. In fact any finite graph with this condition allows a simple closed path. This is purely graph-theoretic and irrelevant to the ambient surfaces. See Lemma 4.7.

Now we impose hyperbolicity of Γ .

Lemma 3.15. *Let Γ be a connected finite hyperbolic graph in a Riemann surface S with boundary. If any simple closed path has class 0 in $H_1(S, \mathbb{Z})$, there exists an embedded disk D in S containing Γ .*

Proof. We take any simple closed path of Γ which is obtained by simplification of a full Eulerian path of Γ . By the assumption on the trivial homology class, the path is $\text{Bd}(D_0)$ for some embedded disk D_0 in S . By Lemma 3.14, we may assume that $\text{Int}(D_0)$ contains no edge of Γ . So any edge of Γ not contained in $\text{Bd}(D_0)$ lies outside D_0 . The local picture of Γ near D_0 looks as in left graph of Fig. 3.10.

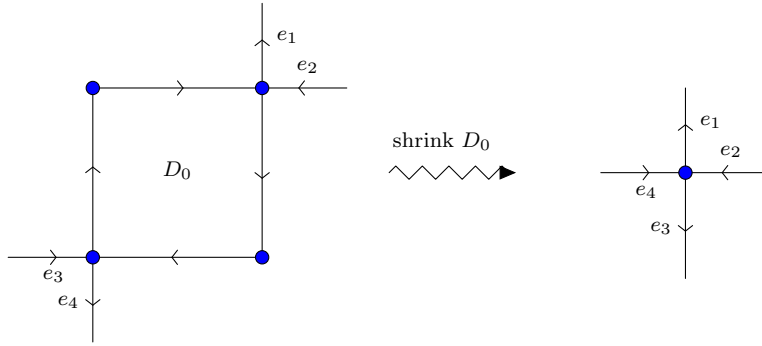


FIGURE 3.10.

If $\Gamma = \text{Bd}(D_0)$, D_0 itself satisfies the lemma. Thus we assume there are edges outside D_0 . We shrink D_0 to a point. This process induces $(\bar{S}, \bar{\Gamma})$ from (S, Γ) . To be precise \bar{S} is obtained by S by shrinking the disk D_0 . Thus \bar{S} is homeomorphic to S . $\bar{\Gamma}$ is obtained by replacing the edges and the vertices in $\text{Bd}(D_0)$ into one vertex. This shrunken vertex is the central vertex in the right graph in Fig. 3.10. It is a connected hyperbolic graph with fewer edges as one can see the right graph in Fig. 3.10. It is clear that any simple closed path of $\bar{\Gamma}$ has also class 0 in $H_1(\bar{S}, \mathbb{Z})$. Thus $(\bar{S}, \bar{\Gamma})$ satisfies the induction hypothesis on $\#E$. Therefore there is an embedded disk \bar{D} containing $\bar{\Gamma}$.

Now the reverse process of shrinking D_0 expands \bar{D} to an embedded disk in S . This disk contains Γ , which proves the lemma. \square

The following assertion will not be used in the proof of Theorem 3.12. It will be used only in the appendix. So the readers can skip, but we record here the hyperbolicity of pull-back graph under cutting surgery.

Proposition 3.16. *Let Γ be a connected finite hyperbolic graph in a Riemann surface S with boundary. Let C be a simple closed path of Γ . For $\pi: \tilde{S} \rightarrow S$ the cutting surgery along C , $\pi^{-1}(\Gamma)$ is a finite hyperbolic graph.*

Proof. This comes from a local picture at a vertex in C . See Fig. 3.11.

We explain the details in Fig. 3.11. In the left graph, there are two groups of vertical edges. The group in the left (resp. right) lies in C_1 (resp. C_2) in

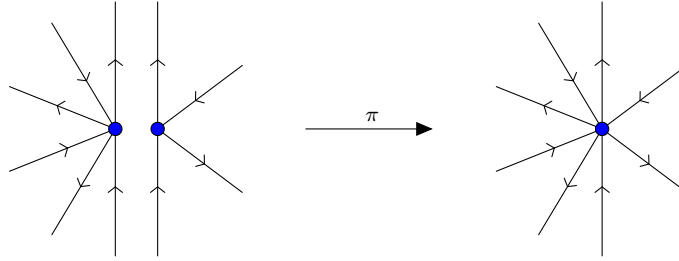


FIGURE 3.11.

$\pi^{-1}(C)$. The left graph maps to the right one via π by identifying upper (resp. lower) vertical arrows. This figure shows that hyperbolicity property at the central vertex is invariant under the cutting surgery. \square

We finish this section by giving the proof of the main theorem.

3.3. Proof of Theorem 3.12. This subsection is devoted to the proof of Theorem 3.12.

Suppose any simple closed path of Γ has the trivial class in $H_1(S, \mathbb{Z})$. By Lemma 3.15 there is an embedded disk D in S containing Γ . After replacing into a slightly bigger disk if necessary, we may assume $\Gamma_{\text{sr}} \subset D$. By capping-off $\text{Bd}(D)$ by a disk, Γ_{sr} is a semi-ribbon graph embedded in S^2 . Thus by the genus 0 (Lemma 3.11), $(S^2, \Gamma, \Gamma_{\text{sr}})$ is given by a cactus on S^2 . There are the two cases due to the pre-semi-ribbon graph axiom:

- (1) $\text{Bd}_{\text{sm}}(\Gamma_{\text{sr}})$ encloses Γ in D ,
- (2) Γ is a circle enclosing $\text{Bd}_{\text{sm}}(\Gamma_{\text{sr}})$ in D .

In each case we will complete the proof of the theorem. In the case (1), by replacing the above capping-off disk to $S \setminus D$, S is a connected sum of S^2 and S itself along the puncture $\text{Bd}(D)$. Similarly in the case (2), S is a connected sum of S^2 and S itself along the puncture $\text{Bd}(D)$.

We assume now that there is a simple closed path C of Γ with $[C] \neq 0$ in $H_1(S, \mathbb{Z})$. Let $\pi: \tilde{S} \rightarrow S$ be the cutting surgery along C . Since $\pi^{-1}(\text{Bd}_{\text{sm}}(\Gamma_{\text{sr}}))$ has the homeomorphic image $\text{Bd}_{\text{sm}}(\Gamma_{\text{sr}})$ ($\approx S^1$) via π , it defines an Eulerian path of $\pi^{-1}(\Gamma)$. We take the subgraph $\tilde{\Gamma}$ of $\pi^{-1}(\Gamma)$ which has the above Eulerian path as a full Eulerian path. Now there is the induced semi-ribbon-graph $\tilde{\Gamma}_{\text{sr}}$ with the smooth boundary $\pi^{-1}(\text{Bd}_{\text{sm}}(\Gamma_{\text{sr}}))$. To see this, let U_x be an open neighborhood of $x \in \Gamma$ in S satisfying the axiom of the pre-semi-ribbon graph. Let $\tilde{x} \in \tilde{\Gamma}$ be an inverse image of x . Let $U_{\tilde{x}}$ be the connected component of $\pi^{-1}(U_x)$ which intersects $\pi^{-1}(\text{Bd}_{\text{sm}}(\Gamma_{\text{sr}}))$. These open subsets of \tilde{S} satisfy the axiom of the pre-semi-ribbon graph. Thus we have the induced semi-ribbon graph $\tilde{\Gamma}_{\text{sr}}$. By Lemma 3.8, $\tilde{\Gamma}$ is a connected hyperbolic graph.

We proceed the proof in the two cases: \tilde{S} is connected or not. Suppose first that \tilde{S} is disconnected. It has two connected components \tilde{S}_1, \tilde{S}_2 with $g(\tilde{S}_1), g(\tilde{S}_2) < g(S)$ by Lemma 2.4. Since $\tilde{\Gamma}_{\text{sr}}$ is connected, it lies in one of \tilde{S}_1, \tilde{S}_2 , say \tilde{S}_1 . By genus induction, $(\tilde{S}_1, \tilde{\Gamma}, \tilde{\Gamma}_{\text{sr}})$ satisfies the theorem. Hence $(S, \Gamma, \Gamma_{\text{sr}})$ is constructed from $(\tilde{S}_1, \tilde{\Gamma}, \tilde{\Gamma}_{\text{sr}})$ by the usual connected sum of \tilde{S}_1, \tilde{S}_2 along C_1, C_2 . Thus we have the description of the theorem in this case.

If \tilde{S} is connected, by Lemma 2.3, $g(\tilde{S}) = g(S) - 1$. Let $\tilde{C}_i := C_i \cap \tilde{\Gamma}$, $i = 1, 2$, subgraphs of $\tilde{\Gamma}$. We claim that *either* $\tilde{C}_1 = C_1$, $\tilde{C}_2 = \emptyset$ *or* $\tilde{C}_1 = \emptyset$, $\tilde{C}_2 = C_2$. We prove this claim in two steps: First either \tilde{C}_1 or \tilde{C}_2 contains no edge of $\tilde{\Gamma}$. Secondly if there is no edge of $\tilde{\Gamma}$ in \tilde{C}_2 , then no vertex in \tilde{C}_2 i.e. $\tilde{C}_2 = \emptyset$.

We check the first step. Suppose the contrary: both \tilde{C}_1, \tilde{C}_2 have edges. Note that by the construction of $\tilde{\Gamma}$, the edges of \tilde{C}_1, \tilde{C}_2 map bijectively to those of C via π . Therefore there are edges \tilde{e}_1, \tilde{e}_2 in \tilde{C}_1, \tilde{C}_2 respectively such that their π -images $e_1 := \pi(\tilde{e}_1)$ and $e_2 := \pi(\tilde{e}_2)$ have a common vertex v . Locally at $\pi^{-1}(v) = \{\tilde{v}_1, \tilde{v}_2\}$, $\tilde{\Gamma}$ is depicted as in Fig. 3.12.

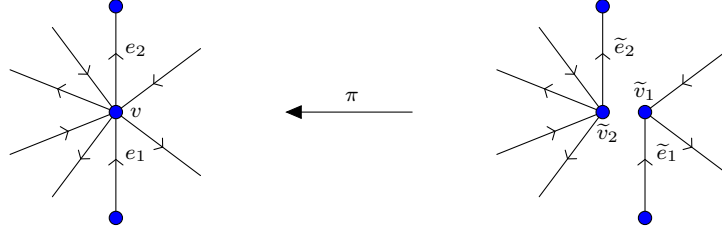


FIGURE 3.12.

However this is contradiction to the fact that $\tilde{\Gamma}$ is hyperbolic, because \tilde{v}_1, \tilde{v}_2 have odd valency. As a consequence of the claim we may assume $\tilde{C}_1 = C_1$ and \tilde{C}_2 has no edge.

We check the second step $\tilde{C}_2 = \emptyset$. Suppose it is nonempty, i.e., \tilde{C}_2 consists of only vertices. By genus induction $\tilde{\Gamma}$ is a cactus boundary so that it is depicted as Fig. 3.13.

However in Fig. 3.13 it is impossible to construct $\tilde{\Gamma}_{\text{sr}}$ because $\tilde{\Gamma}_{\text{sr}}$, if any, should intersect the puncture C_2 as in Fig. 3.14.

Now we get $\tilde{C}_2 = \emptyset$ (and $\tilde{C}_1 = C_1$). Hence we obtain a semi-ribbon graph $(\tilde{S}, \tilde{\Gamma}, \tilde{\Gamma}_{\text{sr}})$ such that $\tilde{\Gamma}_{\text{sr}}$ lies outside the puncture C_2 . Therefore $(\tilde{S}, \tilde{\Gamma}, \tilde{\Gamma}_{\text{sr}})$ satisfies the theorem by genus induction. Since S is a connected sum of \tilde{S} and a cylinder along C_1, C_2 , $(S, \Gamma, \Gamma_{\text{sr}})$ also satisfies the theorem.

The statement on the number of full Eulerian paths from semi-ribbon graphs is clear because Γ is a cactus boundary. This completes the proof of the theorem.

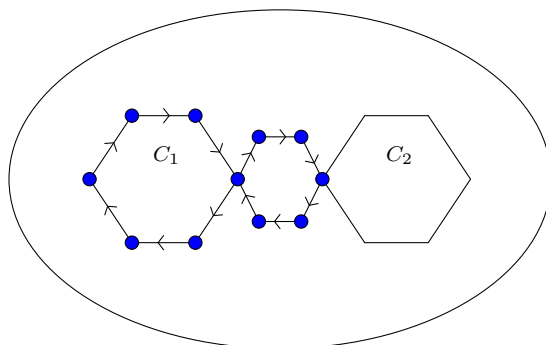


FIGURE 3.13.

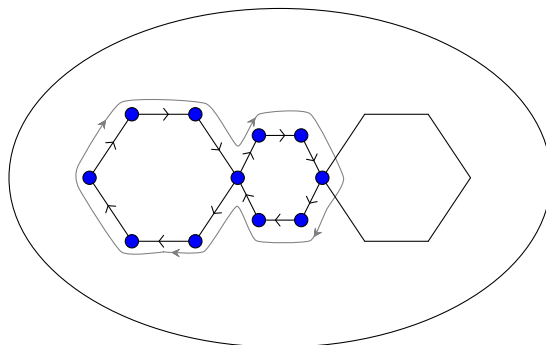


FIGURE 3.14.

4. ω -LIMIT SETS

In this section we prove Theorem 1.1. This will be done by generalizing the theorem to Theorem 4.4 using \mathcal{C}^1 -flows on an oriented \mathcal{C}^1 -surface with corner. However we impose further local condition on the \mathcal{C}^1 -flows, namely analytic sector decomposition (Definition 4.1).

Let (S, Φ) be a \mathcal{C}^1 -flow on an oriented \mathcal{C}^1 -surface S with corner. In this section we always set Γ to be the corresponding graph to an ω -limit set $\omega(x)$ if $\omega(x)$ is a polycycle. Recall that this correspondence is given by

$$\begin{aligned} \text{free orbits in } \omega(x) &\leftrightarrow \text{edges of } \Gamma, \\ \text{singular points in } \omega(x) &\leftrightarrow \text{vertices of } \Gamma. \end{aligned}$$

In §4.1 we explain the classification of (S, Γ) in [10] when S has genus 0. This result will serve as the initial genus induction hypothesis for the higher genus. In §4.2 we state Theorem 4.4 and prepare some lemmas towards the proof of the theorem. This theorem is a generalization of Theorem 1.1. In §4.3 we prove Theorem 4.4 using genus induction.

4.1. **Genus 0.** It is known that there exists an open neighborhood U of an isolated singular point p of an analytic surface flow Φ on an analytic surface satisfying *either*

- (i) the orbits of $\Phi|_U$ are concentric periodic orbits *or*
- (ii) U is decomposed into finitely many sectors centered at p each of which consists of either hyperbolic, repelling, contracting or elliptic orbits (ref. [1, pp.85–86]).

In the case when an analytic surface S has corner, we have a similar decomposition. If an isolated singularity p lies in the boundary of S , the adjacent boundary sectors are required to be separatrices of sector decomposition.

Definition 4.1. A \mathcal{C}^1 -flow Φ has *analytic sector decomposition* if at any singular point, there is a local \mathcal{C}^1 -diffeomorphism with an analytic flow.

This property amounts to that Φ has only isolated singularity and allows a sector decomposition at a singular point as (i) and (ii) up to \mathcal{C}^1 -diffeomorphism. It is automatic that if Φ has analytic sector decomposition, the set of singularities $\text{Sing}(\Phi)$ is finite because S is compact and thus the sector decomposition cannot be accumulated.

For an oriented surface S with corner, we denote by S^{op} the orientation-reversed surface. The ω -limit sets for the genus 0 are described in terms of semi-ribbon graphs:

Theorem 4.2. *Suppose that $g(S) = 0$ and that Φ has analytic sector decomposition. For a given $x \in S$, if x is not a singular point nor a periodic point, Γ is a cactus boundary.*

Moreover there is a semi-ribbon graph Γ_{sr} of Γ in either S or S^{op} such that $\Phi(t, x) \in \Gamma_{\text{sr}} \setminus \Gamma$ for all sufficiently large t and $\lim_{t \rightarrow \infty} d(\Phi(t, y), \omega(x)) = 0$ for any $y \in \Gamma_{\text{sr}}$.

Proof. Suppose first S has no boundary, i.e., $S = S^2$. Then the theorem is only restatement of [10, Theorem C]. In fact *loc. cit.* is stated for analytic flows on S^2 . But the proof uses only analytic sector decomposition. We omit the full details, but refer to the remark after the proof.

We will define Γ_{sr} . We follow the idea in the proof of [10, Lemma 4.8]. Let x_0 be any smooth point on $\omega(x)$ and I be an embedded closed interval in S whose one end is x_0 and the other one lies outside $\omega(x)$. Then $\Phi(t, x)$ intersects I for some $t = t_0$. The Poincaré return map sends $\Phi(t_0, x)$ to $\Phi(t_1, x)$ for some $t_1 > t_0$. Now we define Γ_{sr} as the strip bounded by $\Phi(t, x)$ ($t_0 \leq t \leq t_1$) and the subinterval in I connecting $\Phi(t_0, x)$ and $\Phi(t_1, x)$. This Γ_{sr} is a semi-ribbon graph of (S, Γ) if it has the clockwise orientation. Otherwise $(S^{\text{op}}, \Gamma, \Gamma_{\text{sr}})$ is a semi-ribbon graph.

In the case when S has boundary, it is not difficult to extend (S, Φ) to $(S_{\text{cl}}, \Phi_{\text{cl}})$ such that Φ_{cl} has analytic sector decomposition. This extension appears after this paragraph. Now since $S_{\text{cl}} = S^2$, the above argument shows the theorem.

We fix C any boundary circle of S and D be the capping-off disk. We need to extend the flow Φ on C to the whole disk D with analytic sector decomposition. We may assume that D is the unit disk in \mathbb{R}^2 . If C has only one-way direction flow (possibly with singularities), one can extend this to D with the concentric orbits centered at the origin 0. It is easy to see that this extension flow satisfies the analytic sector decomposition near D .

Otherwise there is a decomposition of C by the non-overlapping proper arcs such that any two adjacent arcs have opposite flow directions. Thus there is the corresponding sector decomposition of D in a way that each sector has the above arc. We extend the flow $\Phi|_C$ to the union of the boundaries of the sectors such that each boundary has one-way flow direction. See Fig. 4.1.

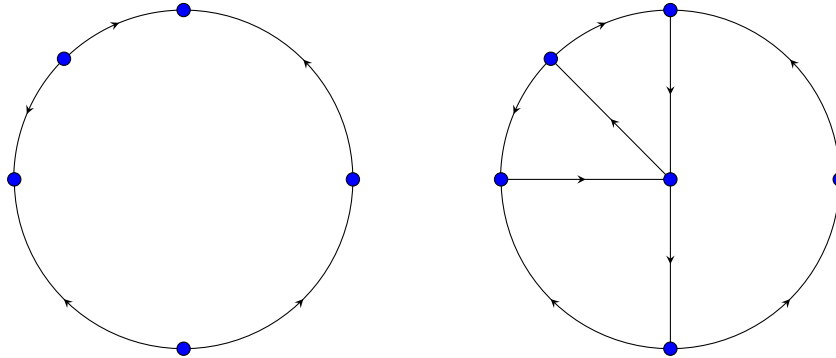


FIGURE 4.1. extension of the flow on C to the boundaries of sectors

Now we extend the flow on the boundary of each sector to the whole sector respectively as follows. Let T be any sector among the above. Let $(T, \text{Bd}(T)) \approx (D, C)$ be any homeomorphism such that the interiors of T, D are diffeomorphic and $\text{Bd}(T), C$ are piecewise diffeomorphic. We endow a flow C by the flow on $\text{Bd}(T)$ using this homeomorphism. We can extend this flow on C to the whole D concentrically as before. Now the induced extension flow on T satisfies the analytic sector decomposition near T . Hence so does the extension flow on D .

By applying the above procedure to each capping-off disk, we obtain the extension flow with analytic sector decomposition on $S_{\text{cl}} = S^2$. \square

Note that Lemma 3.11 is the graph-theoretic counterpart of this theorem.

Remark 4.3. A gap in the proof of [10, Theorem C] is fixed in [5] while the statement itself remains true. This is due to an erratum in the second assertion of [10, Lemma 4.6], namely “equal orientation” of semi-open flow boxes. To be precise the proof of [10, Lemma 4.6] is divided into the two sub-cases, isolated singularities and non-isolated ones; an erratum occurs in the latter case. Under our assumption i.e., the finite singularity assumption,

the assertion of [10, Lemma 4.6] holds without change, so that our argument in the above proof regarding [10, Theorem C] remains valid.

4.2. Higher genus. We give the topological classification theorem of (S, Φ) , where S is an oriented \mathcal{C}^1 -surface with corner and Φ is a \mathcal{C}^1 -flow with analytic sector decomposition.

Theorem 4.4. *Suppose that $g(S) \geq 0$ and that Φ has analytic sector decomposition and that $\omega(x)$ is a polycycle. Then there is a semi-ribbon graph Γ_{sr} of Γ in either S or S^{op} such that*

- (i) $\Phi(t, x) \in \Gamma_{\text{sr}} \setminus \Gamma$ for all sufficiently large t ,
- (ii) $\lim_{t \rightarrow \infty} d(\Phi(t, y), \omega(x)) = 0$ for any $y \in \Gamma_{\text{sr}}$.

Hence either $(S, \Gamma, \Gamma_{\text{sr}})$ or $(S^{\text{op}}, \Gamma, \Gamma_{\text{sr}})$ is described as in Theorem 3.12.

Conversely for any semi-ribbon graph $(S, \Gamma, \Gamma_{\text{sr}})$, there is a flow Φ with analytic sector decomposition and $x \in S$ such that $\omega(x) = \Gamma$ and $\Phi(t, x)$ satisfying (i) and (ii) in the above.

The proof of the theorem appears in §4.3. This theorem generalizes Theorem 1.1 which classifies the analytic flows on oriented analytic surfaces. And it has a graph-theoretic counterpart of Theorem 3.12.

Remark 4.5. Note that the polycycle assumption on $\omega(x)$ in Theorem 4.4 does not appear in Theorem 4.2. For, in the genus 0 case, $\omega(x)$ always turns out to be a polycycle, unless x is a singular point or a periodic point.

Now we need preliminary steps towards the proof of Theorem 4.4. These steps are not for the converse direction of the theorem, as it is rather easy to prove.

Note that any edge e of Γ is a separatrix of a sector. Let v be either $t(e)$ or $h(e)$ (i.e., e is an *adjoining* edge of v). Then there are precisely two adjacent sectors near v having e as a common separatrix.

Lemma 4.6. (1) *Every edge e of Γ is a separatrix of at least one hyperbolic sector centered at v .*

(2) *There is a hyperbolic sector in the above item (1) containing $\Phi(t_k, x)$ in its interior for some sequence (t_k) with $t_k \rightarrow \infty$ as $k \rightarrow \infty$.*

Proof. (1) We need to exclude the following possibility: each of the two adjacent sectors centered at v is one of repelling, attracting, elliptic sectors. There are six pairs of types of adjacent sectors. Suppose the pair is elliptic-elliptic. We may assume x is contained in the interior of one elliptic sector since if $x \in e$ then $\omega(x)$ is a one-point set and thus e cannot be a part of $\omega(x)$. Even under this assumption we have $\omega(x) = \{v\}$. This is contradiction. For the other pairs, we meet a similar contradiction to that $e \subset \omega(x)$. We omit the details.

(2) There are only two possibilities: (i) e is a separatrix of two adjacent hyperbolic sectors, (ii) e is a separatrix of only one hyperbolic sector. In the case (i), we need to check $\Phi(t_k, x)$ lies in the interior of at least one

hyperbolic sector for infinitely many $t_k \in \mathbb{R}$ with $t_k \rightarrow \infty$ as $k \rightarrow \infty$. But this is obvious because otherwise, any smooth point in e cannot be an element of $\omega(x)$.

In the case (ii), $\Phi(t, x)$ cannot lie in the non-hyperbolic sector by the proof of the item (1) for any t . So by the discussion in the proof of (i), $\Phi(t_k, x)$ lies in the interior of the hyperbolic sector for infinitely many $t_k \in \mathbb{R}$ with $t_k \rightarrow \infty$ as $k \rightarrow \infty$. This completes the proof of the lemma. \square

The above lemma does not assert Γ is hyperbolic. Thus we do not know if Γ admits a full Eulerian path at this moment. However a similar but much simpler argument used in the proof of Lemma 3.14, we deduce the following:

Lemma 4.7. *There exists a simple closed path in Γ .*

Proof. We take any vertex v_0 as a starting point and then a simple path, say γ , from v_0 with the maximal number of edges. If the terminal vertex of γ , say v_1 , becomes v_0 , then we are done. Otherwise there is an edge in Γ with the tail vertex v_1 by the definition of polycycle which is not contained in γ . Thus we obtain a longer path, say $\tilde{\gamma}$ than γ , but this contradicts the maximality unless $\tilde{\gamma}$ is not simple. Now $\tilde{\gamma}$ contains a simple closed subpath containing v_1 . \square

4.3. Proof of Theorem 4.4. The idea goes as in the proof of Theorem 3.12. We will show that Γ admits a semi-ribbon graph Γ_{sr} so that the topological description of (S, Γ) will follow from Theorem 3.12. And then we will check the assertions on convergence in the theorem.

First we know from Lemma 4.7 that there is at least one simple closed path of Γ .

Suppose there is a simple closed path of Γ with the trivial homology class in $H^1(S, \mathbb{Z})$. It is an embedded disk boundary $\text{Bd}(D)$. By Lemma 3.14 we may assume $\text{Int}(D)$ contains no edge. Here we notice that the assumption of Lemma 3.14 is satisfied by the definition of polycycle. If $\Gamma = \text{Bd}(D)$, then Γ is contained in the genus 0 surface. If x lies in D , Theorem 4.2 implies Theorem 4.4. If x lies outside D , we set Γ_{sr} to be the strip outside D as in the proof of Theorem 4.2.

We assume $\Gamma \neq \text{Bd}(D)$ so that Γ has an edge outside D . We will use the induction on $\#E$. The initial induction hypothesis is the case when $\#E = 1$, i.e., Γ is a loop with one vertex. If the loop encloses an embedded disk in S , we are already done. Otherwise we need to proceed to the next case when there is no nonologically trivial simple closed path in Γ .

Let us consider the shrinking of D as in the proof of Lemma 3.15. Let $(\bar{S}, \bar{\Phi}, \bar{\Gamma})$ be the induced triple of (S, Φ, Γ) from shrinking. We claim $\bar{\Phi}$ has also analytic sector decomposition. The change occurs only near at the shrunken vertex of $\bar{\Gamma}$. We take vertices $v, v' \in \text{Bd}(D)$ and edges e, e' outside D adjoining v, v' . Let P be the path in $\text{Bd}(D)$ connecting v, v' . See Fig. 4.2 (in this figure, P is the path from v to v').

We may further assume that

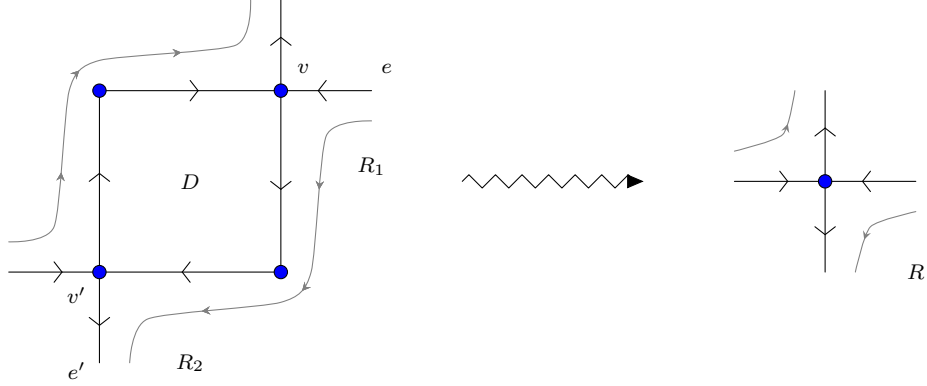


FIGURE 4.2.

- (1) any other vertices in P than v, v' have no adjoining edges outside D ,
- (2) there is a sector centered at v whose separatrices are e, P ,
- (3) there is a sector centered at v' whose separatrices are e', P .

We denote by R_1 the sector centered at v with the separatrices e, P . See Fig. 4.2. Similarly R_2 denotes the sector centered at v' with the separatrices e', P . Note that x cannot lie in D , since otherwise $\omega(x)$ lies in D . Therefore by applying Lemma 4.6 (2) to the separatrix P , both R_1, R_2 are hyperbolic sectors. Via the shrinking, R_1, R_2 are modified into one hyperbolic sector, say R . This proves the claim.

By the induction on $\#E$, the shrunken triple $(\bar{S}, \bar{\Phi}, \bar{\Gamma})$ satisfies the theorem. Thus there is a semi-ribbon graph $\bar{\Gamma}_{\text{sr}}$. From Fig. 4.2 we see $\bar{\Gamma}_{\text{sr}}$ induces a semi-ribbon graph Γ_{sr} (the gray curves in the figure stand for the smooth boundaries). Hence by the proof of Theorem 3.12, we obtain a semi-ribbon graph $(S, \Gamma, \Gamma_{\text{sr}})$. Note that x lies outside D because the edges outside D are parts of $\omega(x)$. Thus we may assume $x \in \Gamma_{\text{sr}} \setminus \Gamma$. Since there is a diffeomorphism $\bar{\Gamma}_{\text{sr}} \setminus \bar{\Gamma} \approx \Gamma_{\text{sr}} \setminus \Gamma$, we regard $x \in \bar{\Gamma}_{\text{sr}} \setminus \bar{\Gamma}$ and the induction hypothesis assures the convergence assertion in the theorem for \bar{S} . Therefore the convergence assertion for S comes from the diffeomorphism $\bar{\Gamma}_{\text{sr}} \setminus \bar{\Gamma} \approx \Gamma_{\text{sr}} \setminus \Gamma$.

Now we assume that there are only homologically nontrivial simple closed paths of Γ . We will use the induction on $g(S)$. The initial induction hypothesis is the case $g(S) = 0$, which was done in Theorem 4.2. We consider cutting surgery $\pi: \tilde{S} \rightarrow S$ along any simple closed path C . Let $\tilde{x} := \pi^{-1}(x)$. Here we used $x \notin C$ since otherwise $\omega(x)$ is a one-point set or a periodic point. Since π is a finite map (i.e., $\#\pi^{-1}(z) < \infty$ for any $z \in S$), $\omega(\tilde{x})$ is also a polycycle. Let $\tilde{\Gamma}$ be the corresponding graph to $\omega(\tilde{x})$. By genus induction, $\tilde{\Gamma}$ admits a semi-ribbon graph $\tilde{\Gamma}_{\text{sr}}$. On the other hand we know from the proof of Theorem 3.12, $\pi(\tilde{\Gamma}_{\text{sr}})$ becomes a semi-ribbon graph Γ_{sr} of Γ . The

convergence assertion follows from the diffeomorphism $\pi: \tilde{\Gamma}_{\text{sr}} \setminus \tilde{\Gamma} \approx \Gamma_{\text{sr}} \setminus \Gamma$. This completes the proof of one direction of the theorem.

We prove the converse direction. According to the connected sum decomposition of S in Theorem 3.12, it suffices to take a flow Φ on the sphere S^2 whose ω -limit of a point in S has Γ as an ω -limit set. This can be done even real analytically by the explicit construction in [10, §6]. Now we extend Φ to the whole S in \mathbb{C}^1 .

APPENDIX A. PROOF OF PROPOSITION 3.6

The ‘only if’ part is clear from the definition as was observed in Remark 3.5

To prove the ‘if’ part, we assume that Γ is hyperbolic. Our proof is similar to the argument used in the proof of Theorem 3.12, but it is rather simpler because we use $\pi^{-1}(\Gamma)$ instead of $\tilde{\Gamma}$.

Since there is a full Eulerian path, there is at least one simple closed path of Γ . If any simple closed path in Γ has class 0 in $H_1(S, \mathbb{Z})$, by Lemma 3.14 there is an embedded disk D such that $\text{Bd}(D)$ is a simple closed path of Γ containing no vertex inside D . By shrinking D as in Fig. 3.10, we obtain $(\bar{S}, \bar{\Gamma})$. We observe that $\bar{\Gamma}$ is a hyperbolic graph. By the induction on $\#E$, $\bar{\Gamma}$ admits a pre-semi-graph $\bar{\Gamma}_{\text{psr}}$. We construct a pre-semi-graph Γ_{psr} from $\bar{\Gamma}_{\text{psr}}$ as in Fig. 4.2.

Suppose that there is no homologically trivial simple closed path in Γ . Let C be a simple closed path of Γ . Let $\pi: \tilde{S} \rightarrow S$ be the cutting surgery along C . By Proposition 3.16, $\pi^{-1}(\Gamma)$ is a hyperbolic graph. Suppose first that \tilde{S} is connected. By the genus induction, $(\tilde{S}, \pi^{-1}(\Gamma))$ admits a pre-semi-ribbon graph $(\pi^{-1}(\Gamma))_{\text{psr}}$. It is not difficult to see that the π -image of $(\pi^{-1}(\Gamma))_{\text{psr}}$ defines a pre-semi-ribbon graph of Γ . In the case \tilde{S} is disconnected, the argument is similar. We omit the details.

REFERENCES

- [1] Arnol'd, V. I., Il'yashenko, Yu. S.: *Ordinary differential equations* [Current problems in mathematics. Fundamental directions, Vol. 1, 7–149, Akad. Nauk SSSR, Vsesoyuz. Inst. Nauchn. i Tekhn. Inform., Moscow, 1985; MR0823489 (87e:34049)]. Translated from the Russian by E. R. Dawson and D. O’Shea. Encyclopaedia Math. Sci., 1, Dynamical systems, I, 1–148, Springer, Berlin, 1988.
- [2] Barwell, A., Good, C., Oprocha, P. and Raines, B.: *Characterizations of ω -limit sets in topologically hyperbolic systems*. Discrete Contin. Dyn. Syst. **33** (2013) 1819–833.
- [3] Bautista, S. and Morales, C.: *Characterizing omega-limit sets which are closed orbits*. J. Differential Equations **245** (2008) 637–652.
- [4] Bendixson, I.: *Sur les courbes definies par des equations differentielles*. Acta Math. **24** (1901) 1–88.
- [5] Ginés Espín Buendía, J. and Jiménez López, V.: *Some remarks on the ω -limit sets for plane, sphere and projective plane analytic flows*, Qual. Theory Dyn. Syst., to appear, doi:10.1007/s12346-016-0192-1.
- [6] Carballo, C. M., Morales, C. A.: *Omega-limit sets close to singular-hyperbolic attractors*. Illinois J. Math. **48** (2004) 645–663.

- [7] Conley, C.: *Isolated invariant sets and the morse index*. C.B.M.S. Regional Lect. 38, A.M.S., 1978
- [8] Grines, V. and Zhuzhoma, E: *On structurally stable diffeomorphisms with codimension one expanding attractors*. Trans. Amer. Math. Soc. **357** (2005) 617–67.
- [9] Rodriguez Hertz, F., Rodriguez Hertz, J.: *Expansive attractors on surfaces*. Ergodic Theory Dynam. Systems **26** (2006), 291–302.
- [10] Jiménez López, V. and Llibre, J.: *A topological characterization of the omega-limit sets for analytic flows on the plane, the sphere and the projective plane*. Adv. Math. **216** (2007) 677–710.
- [11] Jiménez López, V., Peralta-Salas, D.: *Global attractors of analytic plane flows*. Ergodic Theory Dynam. Systems **29** (2009) 967–81.
- [12] Morales, C. A. and Pacifico, M. J.: *Lyapunov stability of omega-limit sets*. Discrete Contin. Dyn. Syst. **8** (2002) 671–74.
- [13] Morales, C. A., Pacifico, M. J. and Pujals, E. R.: *Robust transitive singular sets for 3-flows are partially hyperbolic attractors or repellers*. Ann. of Math. **160** (2004) 375–432.
- [14] Milnor, J.: *On the concept of attractor: correction and remarks*. Commun. Math. Phy. **102** (1985) 517–519.
- [15] Palis Jr., J., de Melo, W.: *Geometric Theory of Dynamical Systems. An Introduction*. Springer-Verlag, New York, 1982.
- [16] Poincaré, H.: *Sur les courbes définies par une equation différentielle I*. J. Math. Pures Appl. Sér. (3) **7** (1881) 375–422.

DEPT. MATHEMATICS, KYUNGPOOK NATIONAL UNIVERSITY, SANKYUK-DONG, BUK-GU, DAEGU 702-701, REPUBLIC OF KOREA
E-mail address: choy@knu.ac.kr (J. Choy)

DEPT. MATHEMATICS, CHUNGNAM NATIONAL UNIVERSITY, 79, DAEHANGNO, YUSEONG-GU, DAEJEON 305-764, REPUBLIC OF KOREA
E-mail address: hychu@cnu.ac.kr (H.-Y.Chu)