

The nuclear modification of charged particles in Pb-Pb at $\sqrt{s_{NN}} = 5.02$ TeV measured with ALICE

Julius Gronefeld^{*†}

GSI Helmholtz Centre for Heavy Ion Research, Darmstadt, Germany

E-mail: j.gronefeld@cern.ch

The study of inclusive charged-particle production in heavy-ion collisions provides insights into the density of the medium and the energy-loss mechanisms. The observed suppression of high- p_T yield is generally attributed to energy loss of partons as they propagate through a deconfined state of quarks and gluons - Quark-Gluon Plasma (QGP) - predicted by QCD. Such measurements allow the characterization of the QGP by comparison with models.

In these proceedings, results on high- p_T particle production measured by ALICE in Pb-Pb collisions at $\sqrt{s_{NN}} = 5.02$ TeV as well as well in pp at $\sqrt{s} = 5.02$ TeV are presented for the first time. The nuclear modification factors (R_{AA}) in Pb-Pb collisions are presented and compared with model calculations.

*Fourth Annual Large Hadron Collider Physics
13-18 June 2016
Lund, Sweden*

^{*}Speaker.

[†]On behalf of the ALICE Collaboration

1. Introduction

Transverse momentum spectra measurements at RHIC at $\sqrt{s_{NN}} = 200$ GeV [1, 2] have shown that charged-particle yields in heavy-ion collisions are suppressed compared to a superposition of independent nucleon-nucleon collisions (binary collision scaling). This observation is related to parton energy loss in the hot and dense QCD matter created in the collision of heavy ions, leading to a modification of transverse-momentum (p_T) distributions of the resulting particles, as initially suggested by Bjorken in 1982 [3].

Recent results from ALICE [4] show that hadron yields at high p_T in central Pb–Pb collisions at $\sqrt{s_{NN}} = 2.76$ TeV are suppressed even stronger than at RHIC, indicating a hotter and denser medium. This suppression is present up to very high p_T and can also be seen in jets [5].

To rule out nuclear matter effects as the origin of the observed suppression in heavy-ion collisions control measurements with p–Pb collisions were performed. In this system no suppression was observed and binary collision scaling was found to be valid for intermediate to high- p_T particle production [6].

The suppression is often quantified in terms of the nuclear modification factor:

$$R_{AA}(p_T) = \frac{1}{\langle T_{AA} \rangle} \frac{dN_{AA}/dp_T}{d\sigma_{pp}/dp_T}.$$

Here, dN_{AA}/dp_T represents the p_T -differential charged-particle yield in nucleus-nucleus (AA) collisions, while $d\sigma_{pp}/dp_T$ stands for the p_T -differential cross section in proton-proton (pp) collisions. The average nuclear overlap function $\langle T_{AA} \rangle$ is determined by Glauber Monte-Carlo calculations for each class of centrality. It relates to the number of binary collisions $\langle N_{coll} \rangle$ ($\langle T_{AA} \rangle = \langle N_{coll} \rangle / \sigma_{inel}^{NN}$) and is strongly dependent on the collision centrality. In absence of medium effects the nuclear modification factor will be equal to unity, while $R_{AA} < 1$ indicates a suppression of charged-particle yields compared to binary collision scaling.

In previous measurements by ALICE at $\sqrt{s_{NN}} = 2.76$ TeV [4] the suppression is observed to be stronger for central collisions and less pronounced in peripheral collisions. R_{AA} also shows a characteristic dependence on p_T , reaching a minimum of ~ 0.1 at $p_T \approx 7$ GeV/ c for most central collisions and a rise to ~ 0.4 at high p_T , indicating a strong suppression even for $p_T \approx 50$ GeV/ c . Increasing the center of mass energy from 2.76 TeV to 5.02 TeV per nucleon pair the number of charged particles increases by of 20% [7] suggesting the formation of a medium with a larger volume, longer lifetime or higher temperature.

2. Analysis

Primary charged particles are defined as all prompt charged particles produced in the collision including all decay products, except for products from weak decays of light flavor hadrons such as K_S^0 and Λ . Events are triggered using two forward scintillator detectors, V0A and V0C, which cover the full azimuth and pseudorapidity range of $2.8 < \eta < 5.1$ and $-3.7 < \eta < -1.7$, respectively. Charged particles are reconstructed using the ALICE Inner Tracking System (ITS) as well as the Time Projection Chamber (TPC). Both subdetectors cover the full azimuth and pseudorapidity of $|\eta| < 0.9$. In Pb–Pb collisions the sum of amplitudes measured in V0A and V0C is used to estimate

the collision centrality [8]. A detailed description of the experimental setup and the reconstruction procedure can be found in [9].

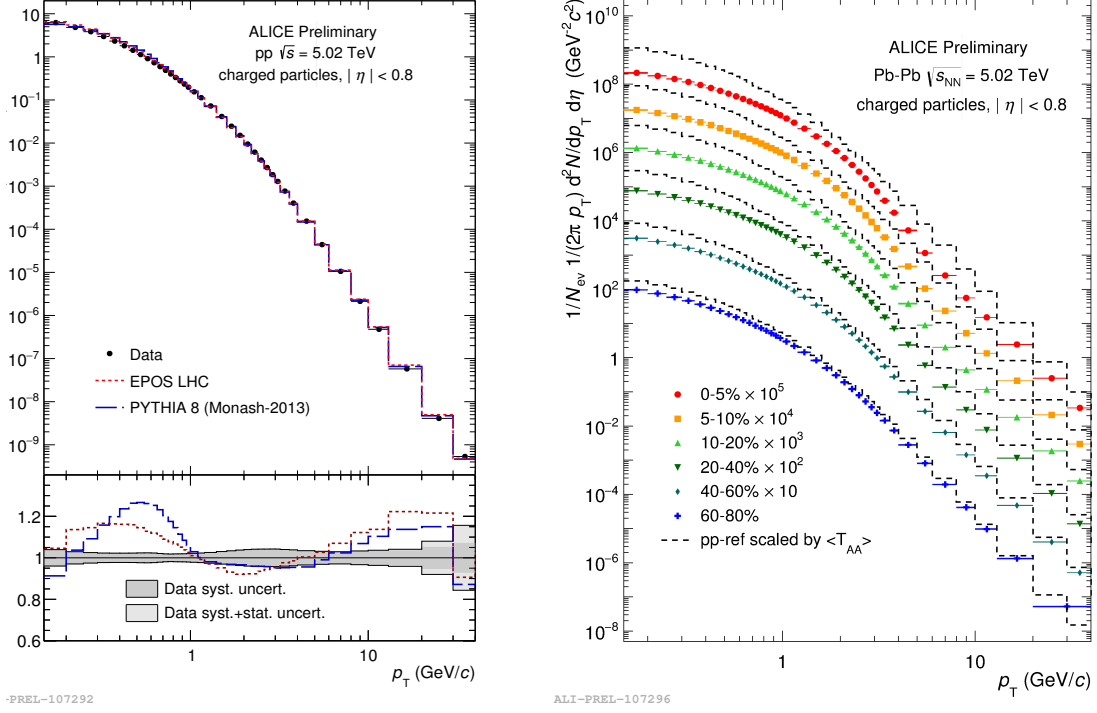
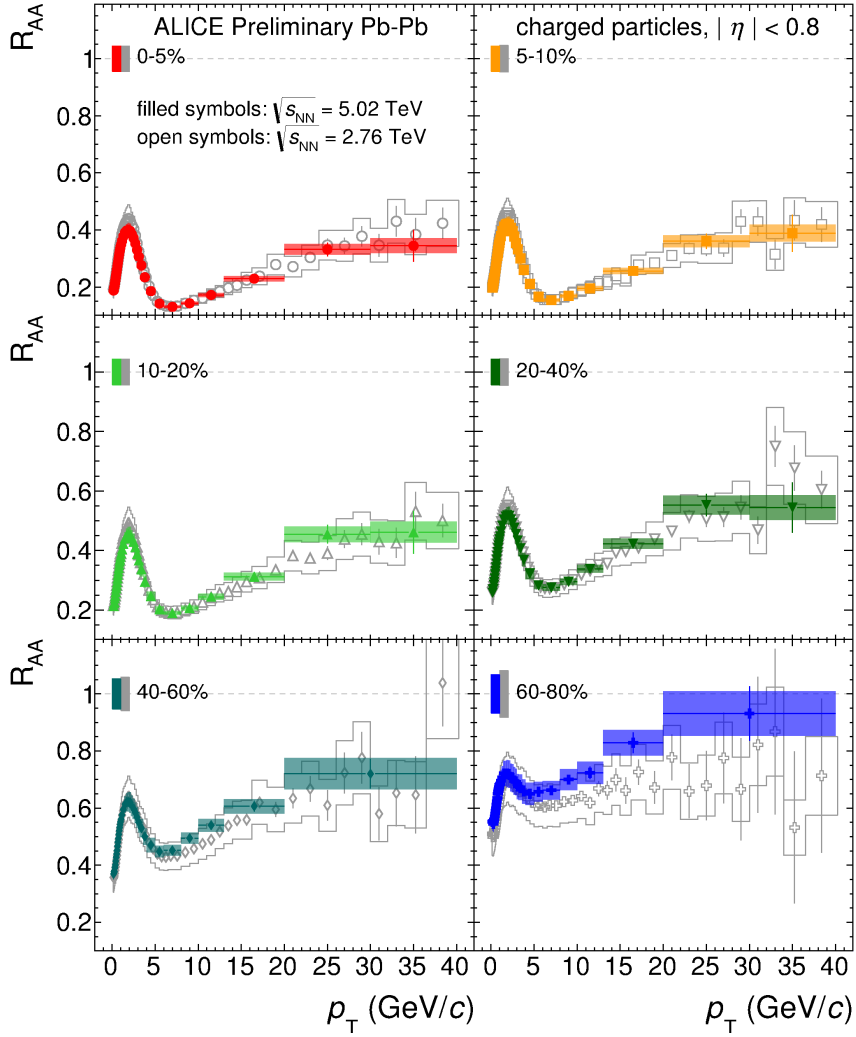


Figure 1: Left: Transverse momentum distribution of charged particles measured in pp collisions compared to model calculations [12, 13]. The lower panel shows the ratio of model calculations to the measured spectra. The measurements uncertainties are shown as a band around unity. **Right:** Transverse-momentum distribution of charged particles measured in Pb–Pb collisions for different classes of centrality. The dotted curves represent the measured p_T distribution in pp collisions scaled by the nuclear overlap functions (T_{AA}).

The analysis presented is based on a data sample recorded in late 2015 containing $3.3 \cdot 10^6$ Pb–Pb collisions and $25 \cdot 10^6$ pp collisions, representing 3% and 25% of the total collected statistics, respectively. The data are corrected for geometric acceptance and reconstruction efficiency using simulations based on GEANT3 [10] in combination with HIJING [11] for Pb–Pb and PYTHIA8 [12] for pp collisions. The current track selection was improved by rejecting tracks not reaching a minimal track length in the active volume of the TPC.

To obtain the charged-particle yield as a function of p_T , corrections are made for tracking efficiency and acceptance ($\sim 70\%$), for contamination by secondary particles from weak decays or secondary interactions ($\sim 10\%$, important at low p_T) and for p_T -resolution ($\sim 2\%$, important at $p_T > 20 \text{ GeV}/c$). To account for differences in the particle composition of event generators and the data, the charged-particle reconstruction efficiency was calculated from the particle-dependent efficiencies weighted by the relative abundances of each particle measured in pp at 7 TeV and Pb–Pb at 2.76 TeV. The correction for contamination with secondary particles is taken from Monte-Carlo simulations. To compare data and simulation the differences in the closest approach of tracks to the



ALI-PREL-107300

Figure 2: The nuclear modification factor R_{AA} as a function of transverse momentum, p_T , for different centrality classes in Pb–Pb collisions. The filled symbols represent the measurement at $\sqrt{s_{NN}} = 5.02$ TeV while the open symbols stand for the measurement at $\sqrt{s_{NN}} = 2.76$ TeV [4]. The normalisation uncertainty is shown for both energies as a box around unity.

event vertex (DCA) between data and simulation are investigated. It is found that the contamination correction from Monte Carlo has to be scaled up by $\sim 30\%$ to match the data.

The total relative systematic uncertainties are in the range 3.3-7% for pp and 2-6% for central Pb–Pb collisions (0-5%) and 4-5.5% in peripheral Pb–Pb collisions (60-80%). The uncertainties are dominated by the uncertainties due to the track selection as well as the uncertainty on the tracking efficiency and secondary-particle rejection. For peripheral Pb–Pb collisions the centrality estimation also contributes with $\sim 3\%$ to the total uncertainties. Overall, the systematic uncertainties in the current analysis were reduced by about 50% compared to previous analyses, owing to an improved reconstruction and calibration procedure in Run2, as well as to improved track selection methods.

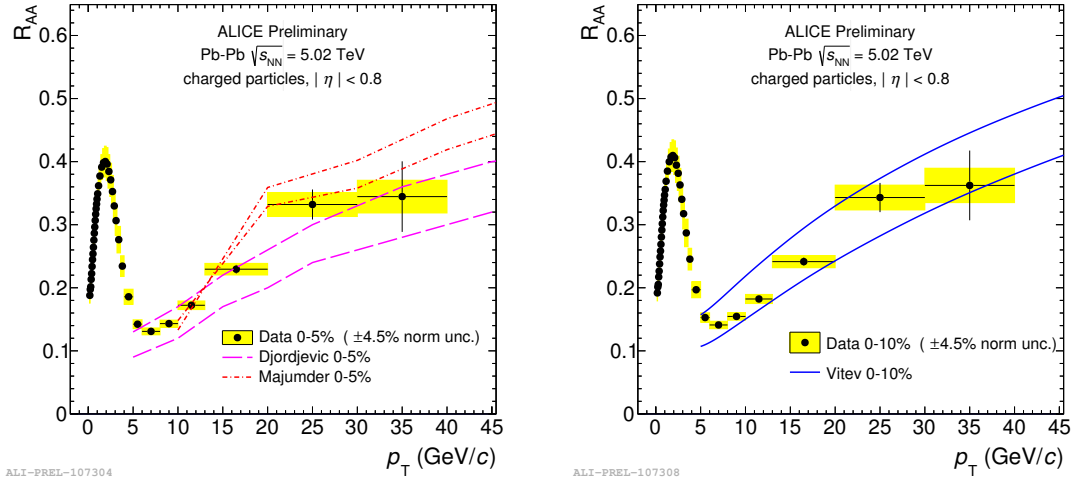


Figure 3: The R_{AA} measured at $\sqrt{s_{NN}} = 5.02$ TeV for 0-5% (left) and 0-10% centrality (right) compared with model calculations [14, 15, 16].

3. Results

Figure 1 (left) shows the transverse momentum distribution of charged particles in pp collisions at $\sqrt{s} = 5.02$ TeV. The measurement was performed in the kinematic range of $150 \text{ MeV}/c \leq p_T < 40 \text{ GeV}/c$ for particles with a pseudorapidity of $|\eta| < 0.8$. The measurement is compared to predictions from the EPOS event generator [13] and PYTHIA8 with the Monash-2013 tune [12]. Both event generators describe the measurement at intermediate p_T , however overestimating the cross section for low and high transverse momenta.

The transverse momentum distribution of charged particles from Pb–Pb collisions is shown in Fig. 1 (right) for six classes of centrality. The spectra are compared with the pp measurement scaled by the nuclear overlap function. Comparing the spectra one observes that the p_T distribution in peripheral collisions is similar to the scaled spectrum in pp collisions while the difference increase towards more central collisions.

The nuclear modification factors as a function of p_T for six centrality intervals are shown in Fig. 2. The filled symbols represent the measurement at $\sqrt{s_{NN}} = 5.02$ TeV, while the open symbols represent the published measurement at $\sqrt{s_{NN}} = 2.76$ TeV [4]. Both measurements exhibit similar features, showing only moderate suppression ($R_{AA} \sim 0.6 - 0.7$) for peripheral collisions (60-80%). In more central collisions, a pronounced minimum at about $p_T \sim 6 - 7 \text{ GeV}/c$ develops, while for $p_T > 7 \text{ GeV}/c$ there is a significant rise of the nuclear modification factor. Within their systematic and statistical uncertainties the measurements at 2.76 TeV and 5.02 TeV agree. Having in mind that the spectra tend to harden for higher center-of-mass energies, this agreement could hint towards a stronger energy loss in a hotter and denser medium.

The nuclear modification factor for central collisions is compared to model predictions in Fig. 3. All model predictions succeed in describing the high- p_T rise of the nuclear modification factor within its uncertainty. The predictions of Djordjevic et al. [14] and by Majumder et al. [15] are in agreement with the measured R_{AA} for 0-5% centrality (Fig. 3 left panel), the R_{AA} for 0-10% centrality (right panel) is well described by calculations of Vitev et al. [16].

4. Summary

The strong suppression of charged-particle yields observed in Pb–Pb collisions at $\sqrt{s_{NN}} = 5.02$ TeV exhibits the same characteristics as at $\sqrt{s_{NN}} = 2.76$ TeV. A strong suppression is observed in central collisions, with the maximum suppression around $6 - 7$ GeV/ c becoming smaller towards higher p_T . Compared to the previous measurement it was possible to significantly reduce the systematic uncertainties. A comparison of data to predictions shows that all investigated models succeed in describing the R_{AA} within its uncertainty.

ALICE is currently analyzing the full 5.02 TeV dataset. In addition, the improved analysis method will be extended to the $\sqrt{s_{NN}} = 2.76$ TeV dataset, in order to further improve the precision in the comparison of the results at the two collision energies.

References

- [1] PHENIX Collaboration, *Suppression of hadrons with large transverse momentum in central Au+Au collisions at $\sqrt{s_{NN}} = 130$ GeV*, *Phys. Rev. Lett.* **88** (2002) 022301, *arXiv*: 0109003.
- [2] STAR Collaboration, *Centrality dependence of high p_T hadron suppression in Au+Au collisions at $\sqrt{s_{NN}} = 130$ GeV*, *Phys. Rev. Lett.* **89** (2002) 202301, *arXiv*: 0206011.
- [3] J. Bjorken, *Energy loss of energetic partons in quark - gluon plasma: Possible extinction of high p_T jets in hadron-hadron collisions*, Preprint **FERMILAB-PUB-82-059-THY** (1982).
- [4] ALICE Collaboration, *Centrality dependence of charged particle production at large transverse momentum in Pb-Pb collisions at $\sqrt{s_{NN}} = 2.76$ TeV*, *Phys.Lett.* **B720** (2013) 52-62, *arXiv*: 1208.2711.
- [5] ALICE Collaboration, *Measurement of jet suppression in central Pb-Pb collisions at $\sqrt{s_{NN}} = 2.76$ TeV*, *Phys. Lett. B* **746** (2015) 1, *arXiv*: 1502.01689.
- [6] ALICE Collaboration, *Transverse momentum dependence of inclusive primary charged-particle production in p-Pb collisions at $\sqrt{s_{NN}} = 5.02$ TeV*, *Eur. J. Phys. C* **74** (2014) 3054, *arXiv*: 1405.2737.
- [7] ALICE Collaboration, *Centrality dependence of the charged-particle multiplicity density at midrapidity in Pb-Pb collisions at $\sqrt{s_{NN}} = 5.02$ TeV*, *Phys. Rev. Lett.* **116** (2016) no.22, *arXiv*: 1512.06104
- [8] ALICE Collaboration, *Centrality determination of Pb–Pb collisions at $\sqrt{s_{NN}} = 2.76$ TeV with ALICE*, *Phys. Rev. C* **88**(2013) 044909, *arXiv*: 1301.4361.
- [9] ALICE Collaboration, *Performance of the ALICE Experiment at the CERN LHC*, *Int. J. Mod. Phys. A* **29** (2014) 1430044, *arXiv*: 1402.4476.
- [10] R. Brun, F. Bruyant, F. Carminati, S. Giani, M. Maire, A. McPherson, G. Patrick and L. Urban, *GEANT Detector Description and Simulation Tool*, CERN-W5013.
- [11] W. T. Deng, X. N. Wang and R. Xu, *Hadron production in p+p, p+Pb, and Pb+Pb collisions with the HIJING 2.0 model at energies available at the CERN Large Hadron Collider*, *Phys. Rev. C* **83** (2011) 014915, *arXiv*: 1008.1841.
- [12] P. Skands, S. Carrazza and J. Rojo, *Tuning PYTHIA 8.1: the Monash 2013 Tune*, *Eur. Phys. J. C* **74** (2014) no.8, 3024, *arXiv*:1404.5630.

-
- [13] T. Pierog, I. Karpenko, J. M. Katzy, E. Yatsenko and K. Werner, *EPOS LHC: Test of collective hadronization with data measured at the CERN Large Hadron Collider*, *Phys. Rev. C* **92** (2015) no.3, 034906, *arXiv*:1306.0121.
- [14] M. Djordjevic, B. Blagojevic and L. Zivkovic, *Lower vs. high momentum mass tomography in Quark-Gluon Plasma*, *arXiv*: 1601.07852.
- [15] A. Majumder and C. Shen, *Suppression of the High p_T Charged Hadron R_{AA} at the LHC*, *Phys. Rev. Lett* **109** (2012) 202301, *arXiv*: 1103.0809.
- [16] Y. T. Chien, A. Emerman, Z. B. Kang, G. Ovanessian and I. Vitev, *Jet Quenching from QCD Evolution*, *Phys. Rev. D* **93** (2016) no.7, 074030, *arXiv*: 1509.02936.