

Surface-modified Wannier-Stark states in a 1D optical lattice

A. Maury,¹ M. Donaire,¹ M.-P. Gorza,¹ A. Lambrecht,¹ and R. Guérout¹

¹Laboratoire Kastler Brossel, UPMC-Sorbonne Universités, CNRS,
ENS-PSL-Research University, Collège de France; 4 place Jussieu, F-75005 Paris, France*

We study the energy spectrum of atoms trapped in a vertical 1D optical lattice in close proximity to a reflective surface. We propose an effective model to describe the interaction between the atoms and the surface at any distance. Our model includes the long-range Casimir-Polder potential together with a short-range Lennard-Jones potential, which are considered non-perturbatively with respect to the optical lattice potential. We find an intricate energy spectrum which contains a pair of loosely-bound states localized close to the surface in addition to a surface-modified Wannier-Stark ladder at long distances. Atomic interferometry involving those loosely-bound atom-surface states is proposed to probe the adsorption dynamics of atoms on mirrors.

I. INTRODUCTION

Trapping and manipulating cold neutral atoms in an optical lattice offers high control over the atomic locations and robust quantum coherence on the dynamics of the atomic states. These properties make of an optical lattice an ideal system for applications in metrology [1, 2] and in precision measurements of the interactions between the atoms and the environment [3]. It is to the latter that the FORCA-G project applies [4]. In particular, the FORCA-G experiment aims at performing high precision measurements of the electromagnetic and gravitational interactions between a neutral atom and a massive dielectric surface. Ultimately, it aims at establishing accurate constraints in the search of hypothetical deviations from the Newtonian law of gravitation at short length scales, reason why an accurate knowledge of the electromagnetic interaction is also needed. It is on the electromagnetic interaction that we concentrate in this article.

In the setup of FORCA-G atoms of ⁸⁷Rb are trapped in a vertical optical lattice by the potential generated by the standing waves of a laser source of wavelength $\lambda_l = 532$ nm, which reflect off a Bragg mirror [see Fig. 1]. The optical potential takes the periodic form

$$V_{\text{op}}(z) = U(1 - \cos 2k_l z)/2 \quad (1)$$

where $k_l = 2\pi/\lambda_l$, z is the vertical distance relative to the surface position and U is the optical depth which depends on the laser intensity. In addition, the uniform Earth gravitational field creates a linear potential

$$V_g(z) = -mgz \quad (2)$$

with m being the atomic mass and g being the gravitational acceleration. Disregarding the atom-mirror interaction, the spectrum which results from the addition of the optical and gravitational potentials consists of a ladder of quasi-stable states referred to as Wannier-Stark

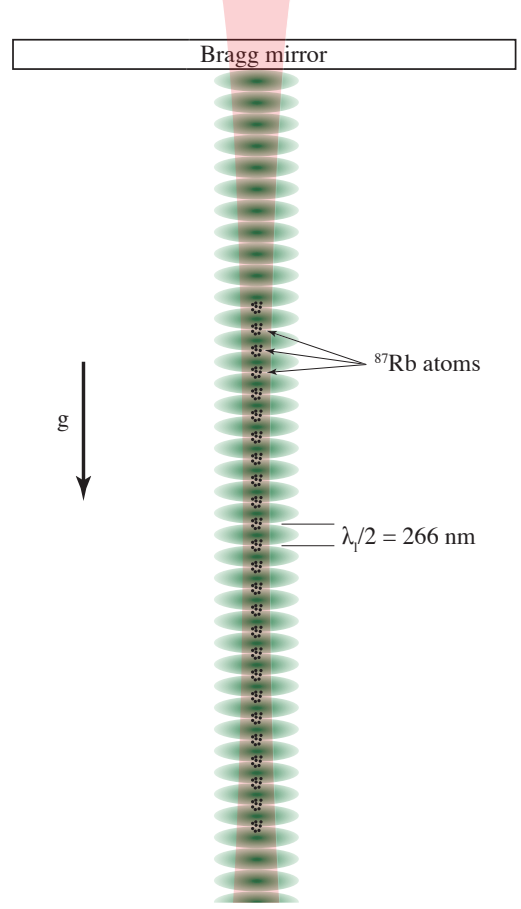


Figure 1. Scheme of the experimental device. Cold ⁸⁷Rb atoms are trapped in a blue-detuned vertical optical lattice. An infrared laser at $\lambda = 1064$ nm assures the transverse confinement. A pair of contrapropagating Raman lasers at $\lambda = 780$ nm (not shown) drives the transitions between lattice sites.

(WS) states. The WS eigenstates are localized around the equilibrium points $z_n = n\lambda_l/2$, n being an integer, and are uniformly distributed along the energy spectrum at constant intervals $mg\lambda_l/2 = h\nu_B$. In this expression ν_B is referred to as Bloch frequency, and the degree of localization is determined by the relative optical depth

* maury@lkb.upmc.fr

with respect to the recoil energy, $U/(\hbar^2 k_l^2/2m) = U/E_r$ [see Fig. 2].

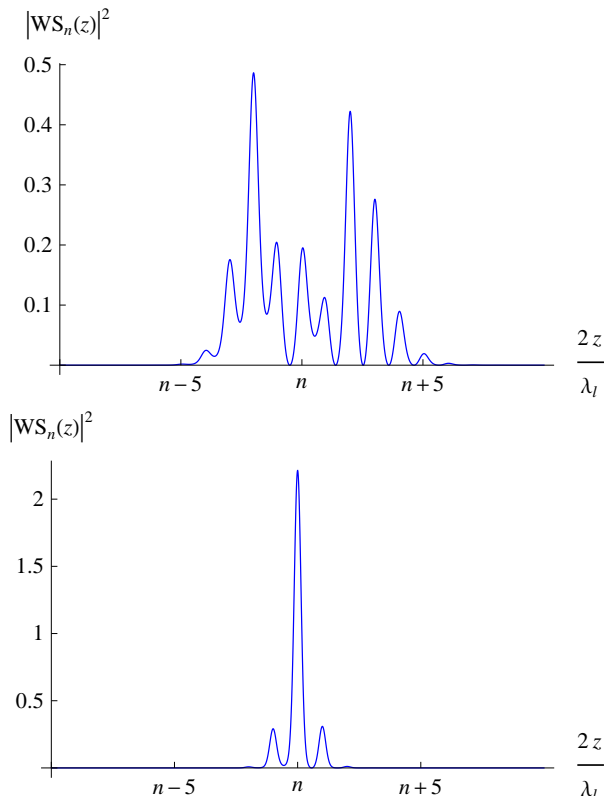


Figure 2. Profile of the squared-norm of the wavefunction of the n^{th} WS state for different values of the optical depth, $U = 3 E_r$ (upper figure) and $U = 9 E_r$ (lower figure).

In addition to $V_{\text{op}}(z)$ and $V_g(z)$, the neutral atoms interact with the surface through the mutual coupling of their charge fluctuations to the vacuum fluctuations of the electromagnetic field. This interaction is known generically as Casimir-Polder (CP) interaction [5, 6]. At zero temperature its strength depends generally on the dielectric properties of the surface, the state of the atom, and the distance between them.

The *modus operandi* of FORCA-G consists of a sequence of pulses generated by Raman lasers and microwaves which are used to create an atomic interferometer. The pulses drive the atoms through a coherent superposition of low-lying Zeeman sublevels at different lattice sites [4]. The CP interaction induces a phase shift on the atoms which depends strongly on the distance of the atoms to the surface and slightly on the internal atomic states. The phase shift accumulated by the atomic wave function throughout the sequence of pulses is finally measured by atomic interferometry techniques. If the atoms are made to oscillate between lattice sites far from the surface, the CP-induced shift is additive. Therefore, once subtracted the phase shift associated to the passage through different WS levels, which is characteristic of the interferometer scheme, the remaining phase

is the CP-induced shift we are interested in.

The latter applies to the case where the CP interaction is small with respect to the optical potential depth, so that it can be treated as a perturbation to the potential $V_{\text{op}}(z) + V_g(z)$ and hence to the original WS states. This takes place at separation distances of the order of microns, at which the perturbative development of Refs. [7, 8] applies. On the contrary, at submicrometer distances and beyond the perturbative regime, it was already noticed in Ref. [7] that the CP corrections to the original WS energies diverge. This is specially relevant to the purposes of the FORCA-G project, as deviation from Newtonian gravity are expected to occur at submicrometer distances. Therefore, a precise knowledge of the CP interaction at this length scale as well as an accurate description of the spatial distribution of the atomic wave function are crucial in order to detect those gravitational effects. In reference [7] the authors apply a regularization scheme for the CP potential based on the assumption that the minimum distance of the atom to the surface is determined by the atomic radius. However, it is found there that the resultant corrections strongly depend on this radius. Thus, non-reliable results were obtained.

It is the main purpose of the present article to develop a non-perturbative approach to this problem in order to determine accurately the energy spectrum and the profile of the atomic states at submicrometer distances. To this end, we model the short-range interaction between the atom and the surface by a Lennard-Jones potential which features the adsorption of the atoms on the surface. We find that, in addition to slightly modified WS states, the resultant spectrum contains a number of loosely-bound atom-surface states whose properties depend critically on the parameters of the Lennard-Jones potential. Nonetheless, independent measurements can be performed to determine the unknowns of such potential.

The remainder of the article is organized as follows. In section II, we present the features of the potential modelling the interaction between the atom and the surface. In section III, we show that the overall effect of the surface leads to a complex energy spectrum significantly departing from the usual Wannier-Stark states. We conclude by calculating a typical atomic interferometry spectrum obtained using stimulated Raman transitions between those surface-modified Wannier-Stark states.

II. THE ATOM-SURFACE POTENTIAL

In addition to the optical potential described in the precedent section, the atoms interact with the mirror through the electromagnetic field. Quite generally, this interaction is made of two distinct components, namely a short-range and a long-range potentials. The short-range potential results from the spatial overlap between the electronic clouds of the atoms and the surface at subnanometer distances. In turn, this potential depends on the precise profile of the electronic density distri-

bution, which is difficult to determine both experimentally and theoretically. Hence, a parametrization scheme is required for the short-range potential. In contrast, the long-range potential originates from the mutual coupling of the charges within the atoms and the currents in the mirror to the fluctuating electromagnetic field. This is the so-called Casimir-Polder potential, which is computed in the electric dipole approximation at second order in stationary perturbation theory.

In the framework of the scattering theory [9], the Casimir-Polder potential between a flat mirror in the (xy) plane and an atom in the ground state separated by a distance z , at temperature T , is given by [10]

$$V_s^{\text{CP}}(z) = k_B T \sum_n \frac{\xi_n^2}{c^2} \frac{\alpha(i\xi_n)}{4\pi\epsilon_0} \int_0^\infty \frac{d^2\mathbf{k}}{\kappa} e^{-2\kappa z} \times \left(\rho^{TE} - \left(1 + \frac{2\kappa^2 c^2}{\xi_n^2} \right) \rho^{TM} \right) \quad (3)$$

with $\mathbf{k}^2 = k_x^2 + k_y^2$, $\kappa = \sqrt{\mathbf{k}^2 + \xi_n^2/c^2}$ and the sum runs over Matsubara frequencies $\xi_n = 2\pi n k_B T/\hbar$. In this equation ρ^{TE} and ρ^{TM} are the reflection coefficients of the mirror for the TE and TM polarizations, respectively, and $\alpha(i\xi)$ is the polarizability of a ^{87}Rb atom in its ground state evaluated at imaginary frequencies [11],

$$\alpha(i\xi) = \frac{2}{\hbar} \sum_j \frac{\omega_{jg} d_{jg}^2}{\omega_{jg}^2 + \xi^2}, \quad (4)$$

where $\omega_{jg} = \omega_j - \omega_g$ and d_{jg} are respectively the transition frequency and the electric dipole matrix element between the states $|j\rangle$ and $|g\rangle$.

Concerning the optical properties of the mirror used in the FORCA-G experiment, its design is such that it is nearly transparent at 780 nm and 1064 nm while it is reflective at 532 nm. It is a Bragg mirror formed by alternating layers of SiO_2 and Ta_2O_5 . Its reflection coefficients ρ^{TE} and ρ^{TM} are obtained using standard transfer matrix theory. Let us define first by T_i the transfer matrix associated to the transmission through the interface between the layers i and $i+1$, as well as to the propagation throughout the layer $i+1$ of width d_{i+1} . It relates the field on the left of the layer i to the field on the right, and reads [12]

$$T_i = \frac{1}{t_i} \begin{pmatrix} t_i \bar{t}_i - r_i \bar{r}_i & \bar{r}_i \\ -r_i & 1 \end{pmatrix} \begin{pmatrix} e^{ik_z d_{i+1}} & 0 \\ 0 & e^{-ik_z d_{i+1}} \end{pmatrix} \quad (5)$$

In this equation, r_i and t_i are the Fresnel amplitudes from medium i to medium $i+1$. The barred quantities are the reciprocal amplitudes from medium $i+1$ to medium i and k_z is the z -component of the wavevector in medium $i+1$. The transfer matrix of the Bragg mirror, \mathbb{T} , is the product of the transfer matrices of all the layers $\mathbb{T} = \prod_i T_i$ and reads

$$\mathbb{T} = \frac{1}{\bar{\tau}} \begin{pmatrix} \tau \bar{\tau} - \rho \bar{\rho} & \bar{\rho} \\ -\rho & 1 \end{pmatrix} \quad (6)$$

from which the total reflection amplitude reads $\rho = -[\mathbb{T}]_{21}/[\mathbb{T}]_{22}$.

We show in Figure 3 the Casimir-Polder potential calculated using Equation (3) for a temperature $T = 300$ K. The potential is scaled with z^3 , the third power of the atom-surface distance, in order to emphasize the non-retarded van der Waals regime characterized by its coefficient $C_3 \approx 3.28 \text{ a}_0^3 \text{ eV}$.

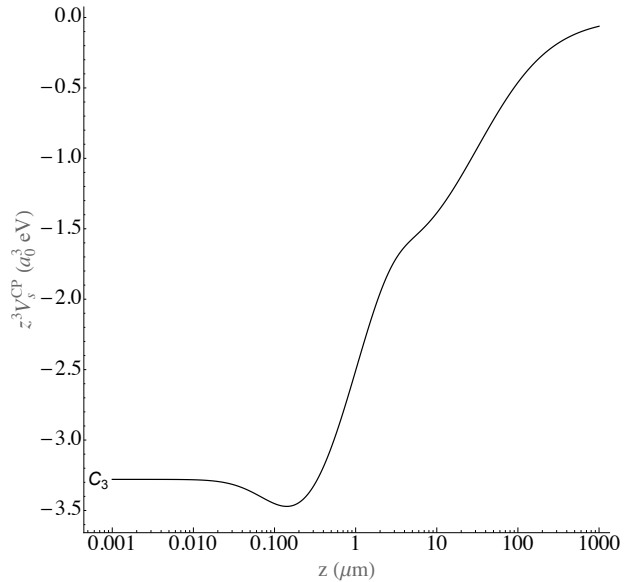


Figure 3. The Casimir-Polder potential calculated between a Rubidium atom and a SiO_2 - Ta_2O_5 Bragg mirror as a function of the distance z . The value of the van der Waals coefficient C_3 is indicated.

As for the short-range potential, we parametrize it using a 12 – 3 Lennard-Jones form,*

$$V_s^{\text{LJ}}(z) = \frac{D}{3} \left(\left(\frac{z_0}{z} \right)^{12} - 4 \left(\frac{z_0}{z} \right)^3 \right), \quad (7)$$

which is characterized by a well depth D and an equilibrium distance z_0 which correspond to the energy and distance from the surface of an adsorbed atom, respectively. Continuity of the atom-surface potential demands that $V_s^{\text{LJ}}(z)$ and $V_s^{\text{CP}}(z)$ smoothly merge at some intermediate distance z_m . This implies that D and z_0 are no longer independent but are related by the equation

$$\frac{4}{3} D z_0^3 = C_3 \quad (8)$$

where C_3 is the van der Waals coefficient in the Casimir-Polder potential. With this condition between the parameters D and z_0 in the Lennard-Jones potential, the

* In surface science, a 9 – 3 Lennard-Jones potential is also often used as it arises as pairwise summation of 12 – 6 Lennard-Jones atom-atom interactions.

matching distance z_m is chosen where both potentials $V_s^{\text{LJ}}(z)$ and $V_s^{\text{CP}}(z)$ behave in z^{-3} and leads to the total surface potential $V_s(z)$:

$$V_s(z) = V_s^{\text{LJ}}(z)\Theta(z_m - z) + V_s^{\text{CP}}(z)\Theta(z - z_m) \quad (9)$$

where $\Theta(z)$ is the Heaviside function.

The form used for $V_s^{\text{LJ}}(z)$ is merely of a physisorption-type, and hence expected to underestimate the adsorption energy. For instance, for an equilibrium distance $z_0 = 2.3 \text{ \AA}$ we find $D \approx 30 \text{ meV}$ to be compared with a value of $\approx 350 \text{ meV}$ from a recent density functional theory calculation [13]. As a matter of fact, the parameters of the short-range potential carry the largest uncertainty in our calculation. An accurate determination of this part of the potential would require extensive *ab initio* calculations up to distances of the order of the nanometers which are beyond the scope of this work. Alternatively, the parameters D and z_0 can be determined experimentally. Be that as it may, we will study in the next section the influence of our results upon the parameters of the Lennard-Jones model.

III. SURFACE-MODIFIED WANNIER-STARK STATES

In the following and unless otherwise stated, we will refer to the distance z to the surface in units of $\lambda_l/2 = 266 \text{ nm}$ and the energies in units of the recoil energy $E_r = \frac{\hbar^2 k_l^2}{2m} \approx 5.37 \times 10^{-30} \text{ J}$ for a Rubidium atom. The surface-modified Wannier-Stark states (SMWSS) are solutions of the time-independent Schrödinger equation

$$-\frac{\hbar^2}{2m} \frac{d^2 \psi_n(z)}{dz^2} + V(z)\psi_n(z) = E_n \psi_n(z), \quad (10)$$

$$\text{with } V(z) = V_s(z) + V_g(z) + V_{\text{op}}(z). \quad (11)$$

In the situation where the mirror is *above* the atoms, the potential $V(z)$ is not bounded from below so that all states are rigorously Siegert states [14]. That corresponds to the situation where the atoms could ultimately "fall from the optical lattice". Nevertheless, it has been shown in reference [8] that lifetimes are of the order of 10^{14} s for the first Bloch band and hence they can be considered stable for any experimental realization. We show in Figure 4 the potential $V(z)$ for an optical depth $U = 3 E_r$. At $z \approx 2$, the magnitudes of the gravitational and the Casimir-Polder potentials are similar. As a result, the very first optical well is strongly influenced by the surface to the point of becoming weakly bounding. Note that the minimum of the Lennard-Jones part of the surface potential have very different orders of magnitude, both in binding energy ($D \approx 10^9 E_r$) and equilibrium distance ($z_0 = 2.3 \text{ \AA} \approx 10^{-3} \lambda_l/2$), reason why it does not appear in Figure 4.

The SMWSS $\psi_n(z)$ are conveniently characterized ac-

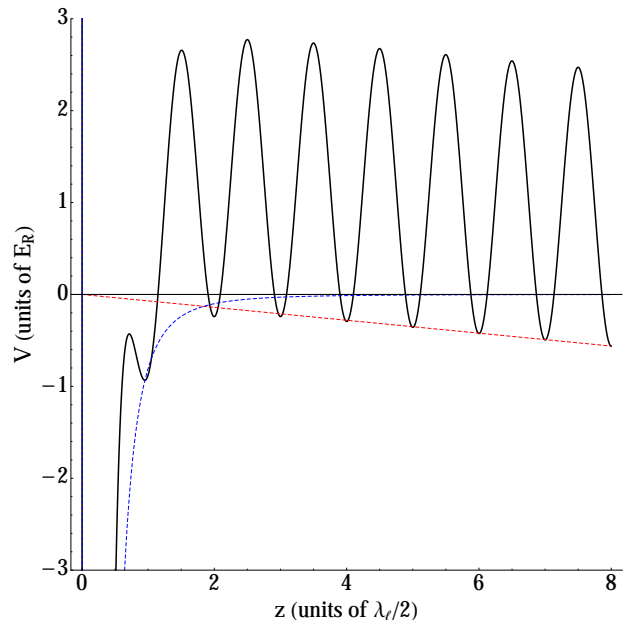


Figure 4. (color online) Potential $V(z)$ in units of the recoil energy E_r shown as the black curve. The dashed blue and red curve are, respectively, the surface potential $V_s(z)$ and the gravitational potential $-mgz$.

ording to their mean distance to the surface $\langle z \rangle$,

$$\langle z \rangle = \frac{\langle \psi_n | z | \psi_n \rangle}{\langle \psi_n | \psi_n \rangle}. \quad (12)$$

We show in Table I values of the mean distance $\langle z \rangle$ and the energy intervals for the first few SMWSS calculated for an optical depth $U = 3 E_r$ and $z_0 = 2.3 \text{ \AA}$, ordered according to an increasing value of $\langle z \rangle$ (the first excited Bloch band corresponds to energies greater than the optical depth U and is therefore not trapped). The closest SMWSS are modified very strongly by the presence of the surface, which reflects on the lack of regularity characteristic of a Wannier-Stark ladder. As $\langle z \rangle$ increases though, we progressively recover a usual Wannier-Stark ladder spaced by the Bloch energy $\hbar \nu_B$ and integer values of $\langle z \rangle$.

For the purpose of the FORCA-G experiment, we are mostly interested in the states closest to the surface. We show in Figure 5 the profile of the real wavefunctions corresponding to the first four SMWSS according to Table I. The probability amplitudes of the first two states exhibit very rapid oscillations within the Lennard-Jones well, while they are vanishingly small outside this well. On the other hand, already the states $n = 3$ and $n = 4$ are well spread along the optical potential as the ordinary Wannier-Stark states would. The tail of their wavefunctions still show some oscillations caused by the Lennard-Jones potential.

n	$\langle z \rangle$	$E_n - E_{n-1}$	Perfect surface
1	0.799	$E_1 = -0.0709$	
2	1.006	+1.9690	
3	3.372	-0.5468	
4	4.268	-0.1264	-0.1371
5	4.681	-0.0934	-0.0996
6	4.746	-0.0693	-0.0804
7	5.617	-0.0579	-0.0722
8	6.881	-0.0637	-0.0703
9	7.962	-0.0679	-0.0701
10	8.985	-0.0692	-0.0701
11	9.994	-0.0696	-0.0701
12	10.998	-0.0698	-0.0701
13	12.001	-0.0700	-0.0701
14	13.002	-0.0700	-0.0701
15	14.003	-0.0700	-0.0701
16	15.003	-0.0701	-0.0701
17	16.003	-0.0701	-0.0701
\vdots	\vdots	\vdots	\vdots

Table I. SMWSS for a lattice depth $U = 3 E_r$ ordered according to their mean distance to the surface $\langle z \rangle$. Energy intervals are given in units of E_r . Further analysis (see text) shows that Surface-modified Wannier-Stark states begin at $n = 3$ while the first two states are atom-surface bound states. The last column refers to the energy intervals of an infinite potential surface (*i.e.* perfect surface).

A. Dependence upon the Lennard-Jones parameters

While modeling the short-range potential, our largest uncertainty lies in the unknown shape of the potential well. Although we have used a known analytical form which correctly converges towards the Casimir-Polder potential, the actual short-range potential may differ from the Lennard-Jones form [13]. It is therefore crucial to study the dependence of our results upon the free parameters in $V_s^{\text{LJ}}(z)$. Let us recall some general features of the bound states of a 12 – 3 Lennard-Jones potential. Having a finite depth D and vanishing sufficiently fast as $z \rightarrow \infty$, the potential $V_s^{\text{LJ}}(z)$ given by Equation (7) possesses a *finite* number of bound states. Those states represent vibrational states for an atom bound to the surface and are therefore indexed with an integer vibrational quantum number v starting with $v = 0$ for the ground state. When the total number of bound states supported by a potential well is unknown (*e.g.* due to uncertainties on the dissociation energy D) it is customary to label the least bound states as $v = -1$, the second least bounded states as $v = -2$ and so on. To a very good approximation, the position of the few least bound states only depends on the asymptotic behavior of the potential as $z \rightarrow \infty$ and on a non-integer effective vibrational quan-

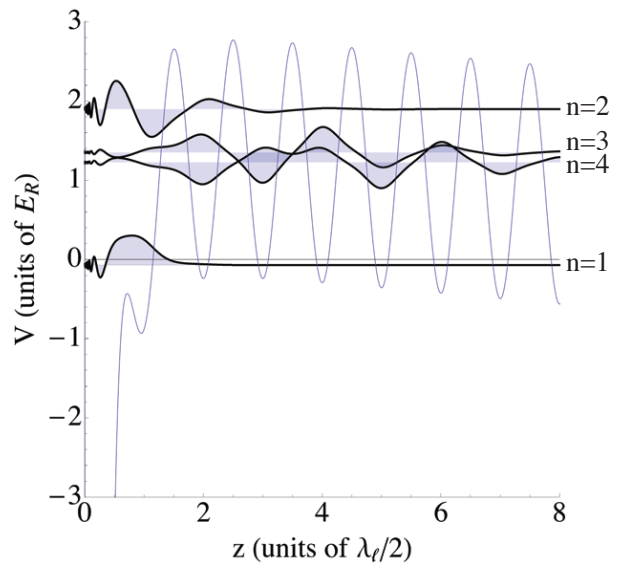


Figure 5. (color online) Wavefunctions for the first four SMWSS $\psi_n(z)$ according to Table I. As it is customary, the vertical offset of the wavefunctions correspond to their respective energies.

tum number at dissociation, v_D , which varies between 0 and -1 [15]. By decreasing continuously the depth of the potential the states $v = -1$, $v = -2$ will be eventually expelled to the continuum. From those considerations we see that, as far as the few least bound states are concerned, the exact shape of the potential energy well is not important. In our case, the effective vibrational quantum number v_D can be varied by simply decreasing the depth D of our 12 – 3 Lennard-Jones model. Owing to the Equation (8), the dissociation energy D is decreased by increasing the equilibrium atom-surface distance z_0 as $D(\text{eV}) \approx 0.36 z_0^{-3} (\text{\AA})$.

We show in Figure 6 the energies of the SMWSS as a function of z_0 or, equivalently, as a function of decreasing dissociation energy D . In the first place, one sees that the states $n = 1$ and $n = 2$ have a very different behavior compared to all the others. The position of those states depends critically upon the dissociation energy D . As such, it is clear that the two SMWSS states $n = 1$ and $n = 2$ are basically the last two bound states $v = -2$ and $v = -1$, respectively, of the short-range potential. As the equilibrium distance z_0 increase, the energies of the states $n = 1$ and $n = 2$ increases and they cross all the other states. Nonetheless there must be avoided crossings since all those states result from the diagonalization of the Hamiltonian operator.

On the other hand, the energies of the states starting from the $n = 3$ are very much independent of the parameters used in the short-range surface potential $V_s^{\text{LJ}}(z)$ except near an avoided crossing with a bound atom-surface state. From Figure 6 we conclude that the state $n = 3$ can be considered the first surface-modified Wannier-Stark states. The coupling between the few first SMWSS

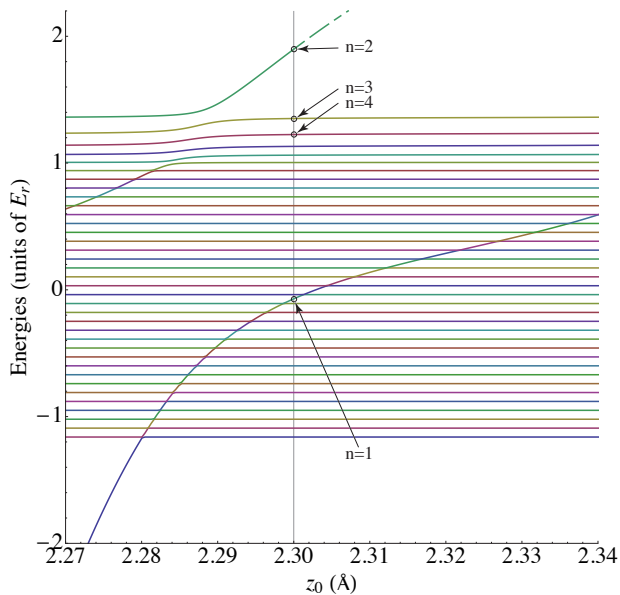


Figure 6. (color online) Calculated energies of the SMWSS as a function of the distance z_0 in the Lennard-Jones potential, at constant C_3 coefficient. The first four states depicted in Figure 5 and calculated for $z_0 = 2.3$ Å are indicated by arrows.

and the atom-surface bound states quickly vanishes as n increases owing to the vastly different mean atom-surface distance $\langle z \rangle$. This leads to negligible avoided crossings between the state $n = 2$ and already the state $n = 7$. Far from any avoided crossings, the SMWSS are still influenced by the surface. At $z_0 = 2.3$ Å it is shown in Table I that the energy interval between successive states is not equal to the Bloch frequency for the first Wannier-Stark states.

It is also illustrative to compare our results with those obtained from the modeling of the short-range potential with that of a perfect surface,

$$V_s(z) = \begin{cases} +\infty & z < 0 \\ 0 & z > 0 \end{cases}. \quad (13)$$

In the first place, the repulsive part of the Lennard-Jones potential plays the role of an infinite potential wall. However, in the case of an infinite potential surface the wavefunction have a different behavior at $z = 0$. In particular, the wavefunction vanishes monotonically as $z \rightarrow 0$ [7, 8] whereas it oscillates very rapidly within a Lennard-Jones potential. Obviously, a major drawback of an infinite potential surface is the total absence of bound atom-surface states. Values of the corresponding energy intervals can be found in Table I.

B. Simulated Raman spectrum

The experimental setup of the FORCA-G is detailed *e.g.* in reference [16]. In it, two counterpropagating Raman lasers operating at $\lambda = 780$ nm drive coherent transitions between the ground $|5^2S_{1/2}, F = 1, m_F = 0\rangle$ and excited $|5^2S_{1/2}, F = 2, m_F = 0\rangle$ hyperfine levels of trapped ^{87}Rb atoms. Those transitions can involve different SMWSS with a probability proportional to the generator of translations along the z -axis, $\langle \psi_n | e^{ik_{\text{eff}}z} | \psi_m \rangle$, with $k_{\text{eff}} \approx 4\pi/(780 \text{ nm})$.

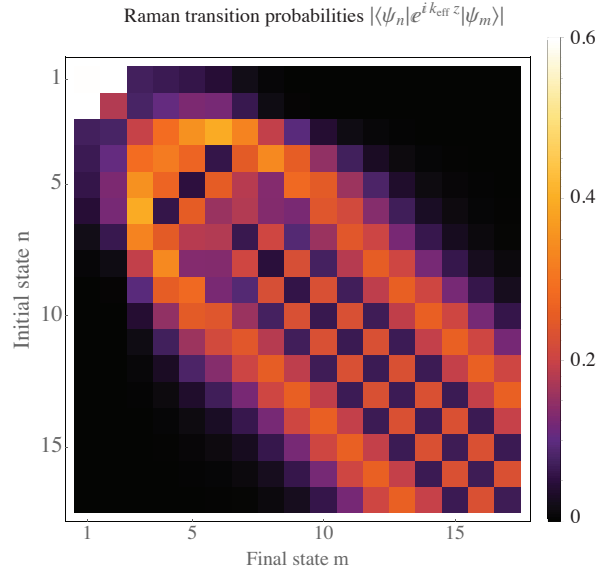


Figure 7. (Color online) Raman transition probabilities between an initial SMWSS $\psi_n(z)$ and a final state $\psi_m(z)$.

We show in Figure 7 the Raman transition probabilities between the states presented in Table I. The first two states, $\psi_1(z)$ and $\psi_2(z)$, which are the atom-surface bound states are only weakly coupled to the surface-modified Wannier-Stark states but strongly coupled to each other. We can see the smooth evolution of the SMWSS towards “regular”, unmodified Wannier-Stark states whose transition probabilities become a function of $|n - m|$ only. For a lattice depth of $3 E_r$, a given state $\psi_n(z)$ roughly couples to states up to $n \pm 6$.

With a low-density atomic cloud like in reference [16], some 10^4 lattice sites are populated and the Raman spectrum is dominated by transitions involving unmodified Wannier-Stark states. When the frequency difference between the two Raman lasers, $\nu_R = \nu_{R_1} - \nu_{R_2}$, is scanned around the rubidium hyperfine splitting ν_{HFS} , this leads to a simple spectrum with lines at integer numbers of the Bloch frequency $\nu_B = h^{-1}mg\lambda_l/2 \approx 568.5$ Hz. One could imagine an experiment with a much more dense atomic sample with a size of a few microns where the contribution from the SMWSS would be visible. We show in Figure 8 the simulated Raman stick-spectrum (spectrum without line shapes) for the states listed in Table I.

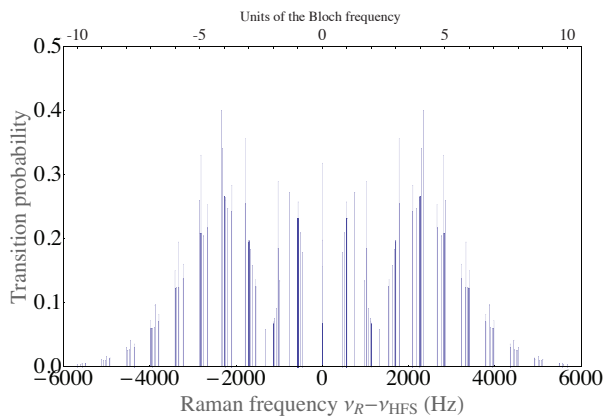


Figure 8. Raman stick-spectrum involving the states in Table I. Lines involving the atom-surface bound states $\psi_1(z)$ and $\psi_2(z)$ are not shown.

As we have shown in Figure 6, the position of the atom-surface bound states $\psi_1(z)$ and $\psi_2(z)$ is largely unknown. Therefore, we do not show their contributions in the spectrum of Figure 8. The energies of those atom-surface bound states will appear as additional lines in the Raman spectrum. As expected, the departure from the regular Wannier-Stark ladder generates many lines. Those lines have the tendency to bundle up around integer numbers of the Bloch frequency though. Recently, a relative sensibility of 4×10^{-6} at 1 s on the measure of the Bloch frequency has been demonstrated using a Ramsey-type interferometry [17]. Such a sensibility would in principle allow to resolve the lines presented in figure 8.

C. Determination of the Casimir-Polder potential

Up to now, the Casimir-Polder potential has been kept constant to its calculated value in section II. The aim of the FORCA-G experiment is to determine this Casimir-Polder potential from a recorded Raman spectrum. Thus, we have to know how the Raman spectrum changes when one changes the Casimir-polder potential. For other references related to the use of Bloch oscillations in order to measure the coefficients in the Casimir-Polder potential, see *e.g.* [18, 19]. In the following, we focus on the van der Waals coefficient C_3 .

We show in figure 9 the change in Raman transition frequencies $\nu_{n \rightarrow m} = h^{-1}(E_n - E_m)$ when the C_3 coefficient is allowed to vary from its nominal value of $3.28 \text{ a}_0^3 \text{ eV}$ calculated in section II. We present in figure 9 selected transitions involving $|n - m| = 1, 3$ and 5 and selected states $n \geq 6$. A precise analysis of the position of those lines with respect to integer values of the Bloch frequency will allow the van der Waals coefficient C_3 to be determined. In fact, from an absolute uncertainty of 20 mHz [17] on the determination of Raman transition frequencies, we infer a relative uncertainty $\delta C_3/C_3$ on the van der Waals coefficient ranging from 10^{-2} to 10^{-4} .

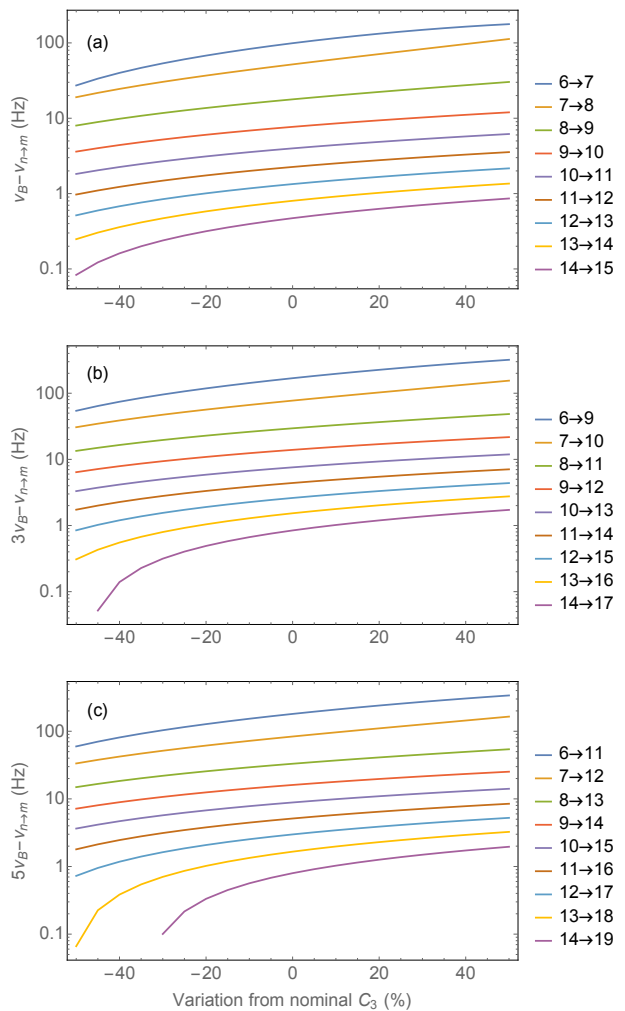


Figure 9. (Color online) Change in Raman transition frequencies $\nu_{n \rightarrow m}$, as a function of the van der Waals coefficient C_3 , for selected states. (a): $|m - n| = 1$ transitions. (b): $|m - n| = 3$ transitions. (c): $|m - n| = 5$ transitions.

IV. CONCLUSION

We have calculated the energies of atoms trapped in a 1D vertical optical lattice taking into account the interaction between those atoms and the mirror used to realize the lattice. We have found that, in the range of energy of a few recoil energy E_r , loosely bound atom-mirror states appear as additional levels among an otherwise surface-modified Wannier-Stark ladder. The energies of those loosely bound atom-mirror states depend critically on the details of the adsorption atom-surface potential. Atomic interferometry involving those loosely bound atom-mirror states will shed light on the adsorption dynamics of rubidium atoms on mirrors. The close surface-modified Wannier-Stark states correspond to optically trapped atoms which nevertheless have a significant probability of being adsorbed by the mirror.

V. ACKNOWLEDGEMENTS

We thank Franck Pereira dos Santos and Peter Wolf for stimulating discussions. Financial support from ANR-10-

IDEX-0001-02-PSL and ANR-13-BS04-0003-02 is gratefully acknowledged.

-
- [1] P. Cladé, E. de Mirandes, M. Cadoret, S. Guellati-Khélifa, C. Schwob, F. Nez, L. Julien and F. Biraben, *Determination of the Fine Structure Constant Based on Bloch Oscillations of Ultracold Atoms in a Vertical Optical Lattice*, Phys. Rev. Lett. **96**, 033001 (2006).
- [2] M. Takamoto, F.-L. Hong, R. Higashi and H. Katori *An optical lattice clock*, Nature (London) **435**, 321 (2005).
- [3] F. Impens, C. Ccapa Ttira, R. O. Behunin and P. A. Maia Neto, *Dynamical local and nonlocal Casimir atomic phases*, Phys. Rev. A **89**, 022516 (2014).
- [4] P. Wolf, P. Lemonde, A. Lambrecht, S. Bize, A. Landragin, A. Clairon, *From optical lattice clocks to the measurement of forces in the Casimir regime*, Phys. Rev. A **75**, 063608 (2007).
- [5] H. B. G. Casimir and D. Polder, *The Influence of Retardation on the London-van der Waals Forces*, Phys Rev **73**, 360 (1948).
- [6] E. M. Lifschitz *The Theory of Molecular Attractive Forces between Solids*, Soviet Physics **2**, 73 (1956).
- [7] R. Messina, S. Pelisson, M.-C. Angonin, and P. Wolf, *Atomic states in optical traps near a planar surface*, Phys. Rev. A **83**, 052111 (2011).
- [8] S. Pelisson, R. Messina, M. C. Angonin and P. Wolf *Lifetimes of atoms trapped in an optical lattice in proximity of a surface.*, Phys. Rev. A **88**, 013411 (2013).
- [9] A. Lambrecht, P. A. Maia Neto and S. Reynaud, *The Casimir effect within scattering theory*, New J. Phys. **8**, 243 (2006).
- [10] G. Dufour, A. Gérardin, R. Guérout, A. Lambrecht, V. V. Nesvizhevsky, S. Reynaud and A. Yu Voronin *Quantum reflection of antihydrogen from Casimir potential above matter slabs* Phys. Rev. A **87**, 012901 (2013).
- [11] A. Derevianko, S. G. Porsev, J. F. Babb, *Electric dipole polarizabilities at imaginary frequencies for hydrogen, the alkali-metal, alkaline-earth and noble gas atoms*, Atomic Data and Nuclear Data Tables **96** 323-331 (2010).
- [12] G.-L. Ingold and A. Lambrecht *Casimir effect from a scattering approach*, Am. J. Phys. **83**, 156 (2015).
- [13] J. A. Sedlacek, E. Kim, S. T. Rittenhouse, P. F. Weck, H. R. Sadeghpour and J. P. Shaffer, *Electric Field Cancellation on Quartz by Rb Adsorbate-Induced Negative Electron Affinity*, Phys. Rev. Lett. **116**, 133201 (2016).
- [14] A. J. F. Siegert, *On the derivation of the dispersion relation for nuclear reactions*, Phys. Rev. **56**, 750 (1939).
- [15] R. J. LeRoy and R. B. Bernstein, *Dissociation Energy and Long-Range Potential of Diatomic Molecules from Vibrational Spacings of Higher Levels*, J. Chem. Phys. **52**, 3869 (1970).
- [16] Q. Beaufils, G. Tackmann, X. Wang, B. Pelle, S. Pelisson, P. Wolf, and F. Pereira dos Santos *Laser Controlled Tunneling in a Vertical Optical Lattice*, Phys. Rev. Lett. **106**, 213002 (2011)
- [17] A. Hilico, C. Solaro, M.-K. Zhou, M. Lopez, F. Pereira dos Santos *Contrast decay in a trapped-atom interferometer*, Phys. Rev. A **91**, 053616 (2015)
- [18] I. Carusotto, L. Pitaevskii, S. Stringari, G. Modugno and M. Inguscio *Sensitive Measurement of Forces at the Micron Scale Using Bloch Oscillations of Ultracold Atoms*, Phys. Rev. Lett. **95**, 093202 (2005)
- [19] F. Sorrentino, A. Alberti, G. Ferrari, V. V. Ivanov, N. Poli, M. Schioppo and G. M. Tino *Quantum sensor for atom-surface interactions below 10 μ m* Phys. Rev. A **79**, 013409 (2009)