

# Hybrid Beamforming for Massive MIMO – A Survey

Andreas F. Molisch *Fellow, IEEE*, Vishnu V. Ratnam *Student Member, IEEE*, Shengqian Han *Member, IEEE*, Zheda Li *Student Member, IEEE*, Sinh Le Hong Nguyen *Member, IEEE*, Linsheng Li *Member, IEEE* and Katsuyuki Haneda *Member, IEEE*

## Abstract

Hybrid multiple-antenna transceivers, which combine large-dimensional analog pre/postprocessing with lower-dimensional digital processing, are the most promising approach for reducing the hardware cost and training overhead in massive MIMO systems. This paper provides a comprehensive survey of the various incarnations of such structures that have been proposed in the literature. We provide a taxonomy in terms of the required channel state information (CSI), namely whether the processing adapts to the instantaneous or the average (second-order) CSI; while the former provides somewhat better signal-to-noise and interference ratio (SNIR), the latter has much lower overhead for CSI acquisition. We furthermore distinguish hardware structures of different complexities. Finally, we point out the special design aspects for operation at millimeter-wave frequencies.

## Index Terms

Hybrid beamforming, 5G, Millimeter-wave.

## I. INTRODUCTION

To satisfy the exponentially increasing demand for wireless data, a host of spectrally efficient transmission technologies are being considered for fifth-generation (5G) cellular systems. Chief among them is multiple-input - multiple-output (MIMO) technology, i.e., the use of multiple antennas at transmitter and receiver, which has been recognized since the seminal works of Winters [1], Foschini and Gans [2] and Telatar [3] as an essential approach to high spectral efficiency (SE). In its form of multi-user MIMO (MU-MIMO), it improves SE in two forms: (i) a base station (BS) can communicate simultaneously with multiple user equipments (UEs) on the same time-frequency resources, (ii) multiple data streams can be sent between the BS and each UE. While the former can always be exploited even when each UE has only a single antenna element, the latter requires antenna arrays at the UE. The total number of data streams (summed over all UEs in a cell) is upper limited by the smaller of the number of BS antenna elements, and the sum of the number of all UE antenna elements.

While MU-MIMO has been studied for more than a decade, the seminal work of Marzetta [4] introduced the exciting new concept of “massive MIMO”, where the number of antenna elements at the BS reaches dozens or hundreds. This has the obvious advantage that the number of data streams in the cell can be increased to very large values, as outlined above. However, a number of additional advantages can be obtained, namely that signal processing is simplified, that “channel hardening” occurs such that small-scale fading is essentially eliminated, and that the required transmission energy becomes very small because a large beamforming gain is provided for each user. A number of papers have explored different aspects of massive MIMO; we refer to [5] for a review. We also note that massive MIMO is *beneficial* at cm-wave frequencies, but is *essential* in the millimeter-wave bands,<sup>1</sup> since the high free-space pathloss in those frequency bands necessitates large array gains to “close the link”, i.e., obtain sufficient signal-to-noise ratio, even at moderate distances of about 100 m.

Yet the large number of antenna elements in massive MIMO also poses major challenges: (i) having a large number of radio frequency (RF) chains (one for each antenna element) greatly increases cost and energy consumption; (ii)

A. F. Molisch, V. V. Ratnam, S. Han and Z. Li are with the Ming Hsieh Department of Electrical Engineering, University of Southern California, Los Angeles, CA 90089-2565 USA (e-mail: molisch@usc.edu, ratnam@usc.edu, zhedali@usc.edu). S. Han is presently with the School of Electronics and Information Engineering, Beihang University, Beijing, China (e-mail: sqhan@buaa.edu.cn).

S. L. H. Nguyen, L. Li and K. Haneda are with the Aalto University School of Electrical Engineering, Espoo, Finland (e-mail: sinh.nguyen@aalto.fi, katsuyuki.haneda@aalto.fi). L. Li is presently with Huawei Helsinki, Finland (e-mail: linsheng.li@huawei.com).

<sup>1</sup>in a slight abuse of notation, we denote by “cm-waves” frequencies between 1 and 6 GHz, and use “mm-waves” for 20-100 GHz

the determination of channel state information (CSI) between each transmit and receive antenna requires the usage of a considerable part of the spectral resources.

A promising solution to these problems lies in the concept of *hybrid* transceivers, which use a combination of analog beamformers in the RF domain, together with a smaller number of digital beamformers in baseband. This concept was first introduced in the mid-2000s by one of the authors and collaborators in [6], [7]. It is motivated by the fact that the number of up-downconversion chains is only lower-limited by the number of data streams that are to be transmitted over the air; while the beamforming gain and diversity order is given by the number of antenna elements if suitable beamforming can be done in the RF domain. While formulated originally for MIMO with arbitrary number of antenna elements, the approach is applicable in particular to massive MIMO, and in that context interest in hybrid transceivers has been revived over the past three years (especially following the papers of Heath and co-workers, e.g., [8]), and dozens of papers have been published proposing various structures. The time thus seems ripe for a review of the state of the art, and a taxonomy of the various transceiver architectures (often simplified to provide computational or chip-architectural advantages) and algorithms. The current paper aims to provide this overview, and point out topics that are still open for future research.

This survey starts from overview of design methods of hybrid beamforming under availability of instantaneous or average channel state information in Sections II and III. A special structure that interposes a switch between the analog and digital parts is described in Sec. IV. These beamformers are applicable both to cm- and mm-wave bands, while it is necessary to introduce additional conditions and constraints at mm-waves related to radio propagation and transceiver hardware imperfections. Sec. V clarifies these constraints specific at mm-wave bands along with their impacts on spectral and energy efficiency of multi-user networks. A summary and conclusions in Sec. VI round out the paper.

## II. HYBRID BEAMFORMING BASED ON INSTANTANEOUS CSI

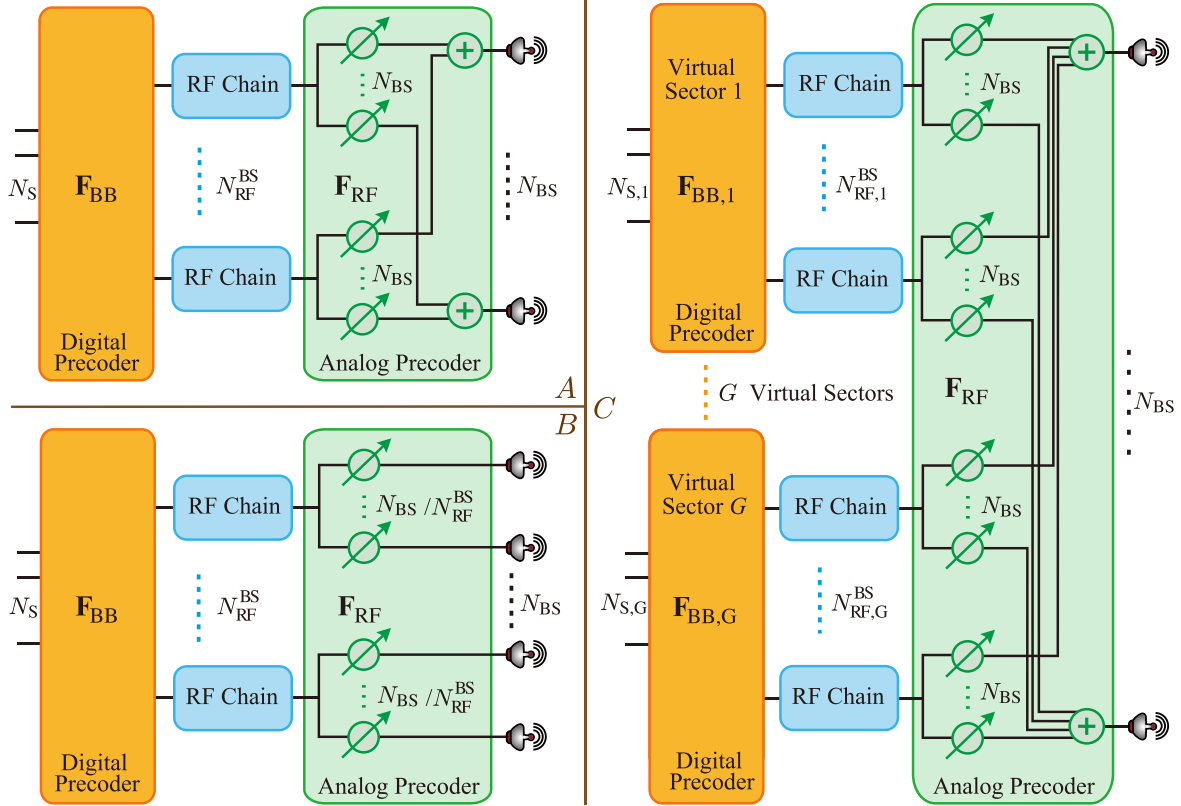


Fig. 1. Typical block diagrams of hybrid beamforming structure at BS for a downlink transmission, where structure A, B, and C denote the full-complexity, reduced-complexity, and the virtual-sectorization structures, respectively.

Fig. 1 shows three typical block diagrams of hybrid beamforming structures at the BS, where we assume a downlink transmission from the BS to the UE, thereby the BS is a transmitter (TX) and UE is a receiver (RX). The

classification is applicable to both cm- and mm-wave bands. At the TX, a baseband digital precoder  $\mathbf{F}_{\text{BB}}$  processes  $N_{\text{S}}$  data streams to produce  $N_{\text{RF}}^{\text{BS}}$  outputs, which are then upconverted to RF signals and mapped via an analog precoder  $\mathbf{F}_{\text{RF}}$  to  $N_{\text{BS}}$  antenna elements for transmission. The structure at RX is similar: an analog beamformer  $\mathbf{W}_{\text{RF}}$  combines the signals from the  $N_{\text{UE}}$  antenna elements to create  $N_{\text{RF}}^{\text{UE}}$  outputs, which are then downconverted to baseband and further processed with digital beamforming using a combining matrix  $\mathbf{W}_{\text{BB}}$ , producing the output signal  $\mathbf{y}$  that is then detected/decoded.<sup>2</sup> Hence, we use terms “beam former” and “precoder/combiner” interchangeably hereinafter. For a full-complexity structure, i.e., structure *A* in Fig. 1, each analog precoder output can be a linear combination from *all* RF signals. Complexity reduction at the price of a somewhat reduced performance can be achieved when each RF chain can be connected only to a subset of antenna elements [9], which is shown in structure *B* in Fig. 1. Different from structure *A* and *B* where baseband signals are jointly processed by a digital precoder, structure *C* employs the analog beamformer to create multiple “virtual sectors”, which enables separated baseband processing, downlink training, and uplink feedback in different virtual sectors and therefore reduces both signaling overhead and computational complexity [10].

Even assuming full-instantaneous CSI at the TX, it is very difficult to find the analog and digital beam forming matrices that optimize, e.g., the net data rates of the UEs [11]. The main difficulties include:

- Analog and digital beamformers at each link end, as well as combiners at the different link ends, are coupled, which makes the objective function of the resulting optimization non-convex.
- Typically the analog precoder/combiner is realized as a phase-shifter network, which imposes additional constraints on the elements of  $\mathbf{W}_{\text{RF}}$  and  $\mathbf{F}_{\text{RF}}$ .
- Moreover, with finite-resolution phase shifters, the optimal analog beamformer lies in a discrete finite set, which typically leads to NP-hard integer programming problems.

Two main methodologies are explored to alleviate the challenges described above and achieve the feasible near-optimal solution.

#### A. Approximating the optimal beamformer

For single-user MIMO (SU-MIMO), we start out with the beam forming solution that is optimum for the fully digital case with  $N_{\text{RF}}^{\text{BS}} = N_{\text{BS}}$  and  $N_{\text{RF}}^{\text{UE}} = N_{\text{UE}}$ , where the solution is known (dominant left/right singular vectors of channel matrix  $\mathbf{H}$ ). Then, [9], [11], [12] find an (approximate) optimum hybrid beamformer by minimizing the Euclidean distance to this fully digital one. The objective function of the approximation problem is still non-convex, but much less complex than the original one. For sparse channels (as occur in mm-wave systems), minimizing this distance provides a quasi-optimal solution [11]. In non-sparse channels, such as usually occur at cm-wave bands, an alternating optimization of analog and digital beam former can be used. A closed-form solution for each step in the iteration can be developed (i) for the reduced-complexity structure [9], while (ii) for the full-complexity structure [12], the non-convex problem can be expanded into a series of convex sub-problems by restricting the phase increment of each entry in the analog beamformer within a small vicinity of its preceding iteration.

Figure 2 compares the performance of the three structures for downlink transmission of single-cell multiuser massive MIMO system; the simulation parameters are representative of hardware and channel conditions at cm-waves. It can be seen that hybrid beamforming with full-complexity structure *A* defined in Fig. 1 performs the same as the fully digital structure when the number of RF chains is no smaller than the number of users (or streams), e.g., the case with 16 RF chains. The performance loss of structure *B* is rather large for the considered multi-user case, though it is much smaller for SU-MIMO (not shown here). For structure *C*, the algorithm used in these simulations (JSDM, see also Sec. III) selects  $r$  dominant eigenvectors to represent the eigen-space of channel correlation matrix, which is set as 4 and 8 in simulations. Depending on the choice of the number of groups, there can be a performance floor due to inter-group interference. The advantage of this algorithm is the significantly reduced overhead for training, which is not incorporated into this figure, as it depends on the coherence time of the channel.

#### B. Decoupling the design of the analog and digital beamformers

One of the main challenges in hybrid beamformer design is the coupling among analog and digital beamformers, and between the beamformers at TX and RX. This motivates reducing the problem complexity by decoupling the

<sup>2</sup>Obviously, a UE with a single antenna element is a special case.

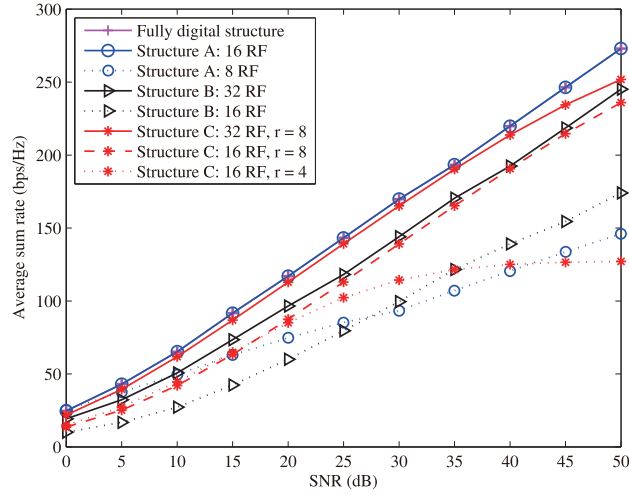


Fig. 2. Performance comparison of the three hybrid structures with MU-MIMO.  $N_{\text{BS}} = 64$ ,  $N_{\text{UE}} = 1$ , 4 groups of users located in a sector with the central directions  $[-45^\circ, -15^\circ, 15^\circ, 45^\circ]$ , respectively, and each group has 4 users. AoDs of MPCs concentrate around the central directions for each group with a angular spread of  $10^\circ$ . This analysis assumes ideal hardware and channel conditions typical for cm-waves.

design of the beamformers. By assuming some transceiver algorithms, optimization of beamforming matrices can be solved sequentially. For example, in order to maximize the net rate for SU-MIMO, [13] eliminates the impact of the combiner on the precoder by assuming a fully digital mean square error minimization (MMSE) receiver. Further decoupling of the analog and digital precoder is possible by assuming that the digital precoder is unitary. Subsequently,  $\mathbf{F}_{\text{RF}}$  are optimized column by column by imposing the phase-only constraint to each antenna. With the known analog precoder, a closed form expression of the digital precoder can then be obtained.

Alternatively, some simple heuristic decoupling beamforming strategies have been explored. For example, with multiple single-antenna UEs, [14] and [15] use the normalized eigenbeamformer as the analog precoder. Subsequently, a zero-forcing precoder over the effective channel projected by the analog precoder suppresses the inter-user interference. By keeping the ratio of BS antennas to streams, i.e.,  $\frac{N_{\text{BS}}}{N_{\text{S}}}$ , constant and letting the number of antenna elements and streams go to infinity, analysis and simulation results in [15] show that the asymptotic signal-plus-interference-to-noise ratio (SINR) of hybrid beamforming is only reduced by a factor of  $\frac{\pi}{4}$  compared to fully digital beamforming.

Extending to the situation where the UE is also equipped with a hybrid structure for MU-MIMO, [16] first constructs the RF combiner by selecting the strongest receive beams from the Fourier codebook to maximize the Frobenius norm of the combiner-projected channel. Then, the same analog precoder as [14], [15] is implemented on the effective channel. In the baseband, the BS performs block diagonalization (BD) over the projected channel to suppress inter-user interference.

### C. Wideband Hybrid Beamforming

The previously introduced hybrid beamforming designs focus on narrowband (i.e., single-subcarrier) massive MIMO systems for both SU-MIMO and MU-MIMO cases. When applied to wideband orthogonal frequency division multiplexing (OFDM) systems, these narrowband hybrid beamformers can work well if every UE can occupy all subcarriers, i.e., frequency-domain scheduling is not employed as considered in [17]. It is noteworthy, however, that analog beamformers cannot have different beamforming patterns at different OFDM subcarriers, but rather can adapt only to the average channel state. In the limit of strongly frequency selective channels, such beamformers extending over the whole available band are essentially similar to those discussed in Sec. III.

Frequency-domain scheduling was believed unnecessary for fully digital massive MIMO systems because the sufficiently large number of antennas can harden the channels and provide sufficient spatial degrees of freedom for multiplexing UEs [5]. However, when considering the hybrid structure and practical array size limitation, the number of RF chains at the BS cannot be very large: for instance, recently 3GPP LTE Release 13 has specified that each BS can have at most 64 antennas and at mostly 8 RF chains [18]. When considering these practical restrictions, recent results have demonstrated the necessity of frequency-domain scheduling in near-future massive MIMO systems with

hybrid structure [19], [20]. With frequency-domain scheduling, different UEs are served on different subcarriers, making the existing narrowband hybrid precoders no longer applicable. In [19] and [21], alternating optimization methods for the wideband analog precoder and narrowband digital precoders were proposed, aimed at minimizing the transmit power of the BS and maximizing the sum rate of the network, respectively. To reduce the complexity, [19] also proposed a non-iterative hybrid precoding method, where the designs of analog and digital precoders were decoupled.

Another important issue that has been mostly ignored in the existing design of hybrid beamforming is control signaling coverage. Different from the transmission of the user-specific data, for which the analog precoder needs to form multiple narrow beams towards the UEs, wide beams are preferred for broadcasting control signals to ensure the cell coverage. This problem may be solved by splitting signaling and data planes so that they are transmitted at different carrier frequencies. Although such a splitting architecture has the drawback that two RXs are needed at UEs leading to the increase of terminal cost and power consumption, it has advantages in particular at mm-wave frequencies, where it is difficult to achieve wide-area omni-directional coverage. For the massive MIMO systems operated at cm-wave frequencies, however, the splitting architecture is not necessarily needed, see, e.g., [22].

An analysis of the performance of hybrid beamforming with full-complexity structure in MU-MIMO wideband systems was done in [19]. It was observed that while in MU-MIMO narrowband system hybrid beamforming is effective and the performance loss compared to the fully digital beamforming is less than 5%, in wideband systems, when OFDM with spatial division multiple access (SDMA) is considered for serving different UEs, evident performance loss can be found compared to narrowband hybrid structure when the number of RF chains is small. This is because the array gain achieved by analog beamforming degrades in frequency selective channels as discussed above. The array gain loss for analog beamforming can be compensated by digital beamforming only when the number of RF chains is large enough. Nevertheless, it can be expected that the performance of wideband system can be improved effectively when judicious user scheduling over the spatial-frequency domain is employed.

#### D. Impact of Phase-only Constraint and the Number of RF Chains

The hybrid beamforming does not necessarily perform inferior to the fully digital beamforming, depending on whether the phase-only constraints are considered for analog beamformers and how many RF chains are at the BS. The analog beamforming can be implemented by means of phase shifters together with variable gain amplifiers. In this case, analog beamforming can provide the same functionality as digital beamforming, and combine desired MPCs (and suppress signals from interfering MPCs) to the same degree as linear digital processing with the same degrees of freedom could do. Thus, in a narrowband massive MIMO system and under the assumption of full-instantaneous CSI at the TX, with completely unconstrained analog beamformers, the hybrid beamforming can achieve the same performance as the fully digital beamforming as long as the number of streams is no more than the number of RF chains [6]. Specifically, we can always exactly decompose a fully digital precoder  $\mathbf{F} \in \mathbb{C}^{N_{\text{BS}} \times N_{\text{S}}}$  into the product of an analog precoder  $\mathbf{F}_{\text{RF}} \in \mathbb{C}^{N_{\text{BS}} \times N_{\text{RF}}^{\text{BS}}}$  and a digital precoder  $\mathbf{F}_{\text{BB}} \in \mathbb{C}^{N_{\text{RF}}^{\text{BS}} \times N_{\text{S}}}$ , when  $N_{\text{RF}}^{\text{BS}} \geq N_{\text{S}}$  holds. A similar result can be obtained for a wideband system, where the number of RF chains of the hybrid structure should be not smaller than  $\min(N_{\text{BS}}, N_{\text{S,wb}})$  with  $N_{\text{S,wb}}$  denoting the total number of data streaming over all subcarriers [19].

When the phase-only constraints are taken into account, considering the fact that two phase-only entries for the analog precoder is equivalent to a single unconstrained (amplitude and phase) entry, it was shown in [6] and [13] that a sufficient condition for realizing the fully digital performance with hybrid structure is to ensure  $N_{\text{RF}}^{\text{BS}} \geq 2N_{\text{S}}$  in narrowband systems.

### III. HYBRID BEAMFORMING BASED ON AVERAGED CSI

Assuming perfect CSI at the BS, a majority of hybrid beamforming designs aim to close the performance gap with the fully digital system (refer to Section II). However, the acquisition of CSI at the BS comes at the penalty of severe signaling overhead. In time-division duplexing (TDD) systems, this overhead stems from the uplink training that provides the basis of the beamforming. When taking into account the signaling overhead, information-theoretic results show that for both TDD and frequency-division-duplexing (FDD) systems, the spatial multiplexing gain (SMG) of massive MIMO downlink with fully digital structure equals to  $M(1 - \frac{M}{T})$ , where  $M = \min(N_{\text{BS}}, K, \frac{T}{2})$ ,  $K = N_{\text{S}}$  is the number of single-antenna users, and  $T$  is the number of channel uses in a coherence time-frequency

block [10]. In FDD systems, the overhead is even larger, since both downlink training and uplink feedback for each antenna are required. Note also that in addition to the coherence time, the frame structure of systems such as LTE provide additional constraints for pilot repetition frequency and thus might impact training overhead.

It is evident that for any massive MIMO systems relying on full CSI from all antenna elements of the BS to UEs, the maximal achievable SMG is limited by the size of coherence block of channels because  $N_{\text{BS}}$  and  $K$  are generally large in massive MIMO systems. This therefore necessitates the design of transmission strategies with reduced-dimensional CSI in order to relieve the signaling overhead. Specifically, recent research has considered analog beamforming based on the slowly-varying second order channel statistics at the BS (a two-stage beam former, with one stage based on average CSI only, can also be implemented in a fully digital fashion). The beamforming significantly reduces the dimension of the effective channel that needs to be acquired for digital beamforming within each coherent fading block by taking advantage of a small angular spread at the BS. Such structures work robustly even with the analog beamformers that cannot usually be adapting to the varying channels as quickly as digital beamformers implemented in baseband. Note that the beamforming based feedback in LTE-Advanced Pro (for full-dimensional MIMO) can under some circumstances provide a low-overhead estimate of the average CSI.

Hybrid beamformers using average CSI for the analog part were first suggested in [7], for single-user MIMO systems. Reference [10] proposed a scheme called “Joint Spatial Division Multiplexing” (JSDM), which considered the hybrid structures at the BS and single-antenna UEs; to further alleviate the downlink training and uplink feedback burden, UEs with similar transmit channel covariance are grouped together and inter-group interference is suppressed by an analog precoder based on the BD method, which creates multiple “virtual sectors”. With this virtual sectorization, downlink training can be conducted in different virtual sectors in parallel, and each UE only needs to feed back the intra-group channels, leading to the reduction of both training and feedback overhead by a factor equal to the number of formed virtual sectors. In practice, however, to maintain the orthogonality between virtual sectors, JSDM often conservatively groups UEs into only a few groups, because UEs’ transmit channel covariances tend to be partially overlapped with each other. This limits the reduction of training and feedback overhead. Once grouping UEs into more virtual sectors violates the orthogonality condition, JSDM is not able to combat the inter-group interference. To solve this problem, [23] proposes to eliminate overlapped beams of UEs in different groups.

In [24], the JSDM is generalized to support non-orthogonal virtual sectorization and hybrid structures at both BS and UEs, where analog precoders and combiners are based on the second order channel statistics, digital combiners are based on both intra and inter-group instant effective channels, while digital precoders are only based on intra-group channels at the BS and second order channel statistics. The paper proves the optimality of decoupling the design of analog precoder and combiner under the Kronecker channel model, which leads to an optimal analog combiner formed by selecting the strongest eigenbeams of the receive covariance matrix. Given the analog beamformers, a weighted conditional average MMSE (WAMMSE) algorithm is proposed to optimize the multi-group digital precoders, aiming at maximizing a lower bound of the conditional average net sum rate of all UEs. The performance of JSDM is shown in Fig. 2.

Extending the JSDM to a scenario where each individual UE has its own channel covariance, [25] proposes two UE grouping methods: one is the K-means clustering (also see [26]), the other is fixed quantization. In the large antenna limit, the number of downlink streams to be served by JSDM is optimized given the angle of arrival (AOA) and angular spread (AS) of each UE group. To reduce the complexity of JSDM, in particular due to singular value decompositions (SVD), a low complexity online iterative algorithm is proposed in [27]. The algorithm allows to track the analog precoder under time-varying channels with the objective to minimize the power difference between total intergroup interference and group-weighted total desired signal. In [28], an analog precoder based on signal-to-leakage-plus-noise ratio is proposed for JSDM given the ZF digital precoder, which can achieve better sum rate capacity than the analog precoders in [10] and [27].

Under the framework of JSDM, [29] proposes a joint optimization of the analog precoder and RF chain allocation to different groups based on second order channel statistics, aimed at maximizing the minimum average data rate of UEs. When each UE has a single antenna, the analog precoder has columns of a discrete Fourier transform (DFT) matrix, while a ZF precoder is used as the digital precoder. The authors extend the work to multicell systems in [30], where an outage constraint on the UEs’ SINR is considered.

#### IV. HYBRID BEAMFORMING WITH SELECTION

A special class of hybrid systems involves a selection stage that precedes (at the TX) or succeeds (at the RX) the analog processing stage. We shall refer to such an architecture as hybrid beamforming with selection. The up-converted data streams at the TX are passed through the analog precoding block  $\mathbf{F}_{\text{RF}}$ , just as previously discussed. However, unlike conventional hybrid beamforming, the number of input ports of the analog block is  $L \geq N_{\text{RF}}^{\text{BS}}$  (and typically,  $L = N_{\text{BS}}$ ). A selection matrix, which is realized by a network of RF switches, feeds the up-converted data streams to the best  $N_{\text{RF}}^{\text{BS}}$  out-of-the  $L$  input ports for transmission. The premise for such a design is that, unlike switches, analog components like phase shifters and amplifiers cannot be adapted to the quick variation of instantaneous channels over time, for example, in mm-wave systems where the coherence time may be short [10]. Therefore,  $\mathbf{F}_{\text{RF}}$  is either fixed or designed based on average channel statistics as described in Section III, and a selection matrix  $\mathbf{S}$  then picks the best  $N_{\text{RF}}^{\text{BS}}$  input ports for transmission, for each channel realization. The switching networks are also advantageous in comparison to full-complexity analog beamforming circuitries in terms of their cost and energy efficiency. Though we focus on the TX for brevity, a switched analog combiner may also be implemented at the RX.

##### A. Design of analog precoding/combining block

The simplest “hybrid beamforming with selection” just performs antenna selection [31]–[33] and omits the analog precoding block denoted by  $\mathbf{F}_{\text{RF}}$ . It was later realized that significant beamforming gains can be achieved by introducing an analog precoding stage before the antenna selection since it takes advantage of the spatial structure of wireless channels. Such an architecture is understood to perform beam-space signal processing instead of doing it on the element-space. For example, a design of  $\mathbf{F}_{\text{RF}}$  based on the Discrete Fourier Transform (DFT), for a uniform linear antenna array, leads to uniformly spaced beams in the azimuth direction [34]. The optimality of this design in the large antenna limit was studied in [35] and its performance is analyzed in [36]. Another design considers a set of eigenvectors derived from the TX correlation matrix [7]. This design, referred to here as eigenmode beamforming, outperforms the DFT design in a correlated channel and leads to a near-optimal performance [7]. To reduce the CSI feedback overhead for FDD systems, the analog precoding matrix can be chosen from a predetermined codebook of matrices.<sup>3</sup> The problem of designing the codebooks was considered, e.g., in [37], [38]. The impact of finite quantization (as well as RF errors) are discussed in [39]. A performance comparison of some of these analog precoder designs is presented in Fig. 3.

The performance of a diversity system with hybrid beamforming with selection was considered in [40], [41] under interference-limited environments. The impact of channel estimation overhead and the trade-off between diversity and channel estimation overhead has been studied in [42]. One of the desirable properties of the analog precoder matrix is to have constant modulus elements since phase shifters are sufficient to implement them; suitable approximations can be found using, for example, least-squares fits [43].

##### B. Design of Selection matrix

For each channel realization the selection matrix chooses the best subset of input ports (to the analog precoding block) for transmission. The search complexity for the optimal subset  $\mathbf{S}$  is exponentially increasing as the number of RF chains,  $N_{\text{RF}}$ , increases. Many algorithms have been proposed in the literature to reduce this search complexity. Several greedy subset selection algorithms have been proposed to leverage diversity effects in a multi-user scenario [44]–[46]. For the spatial multiplexing case, a greedy selection algorithm that selects spatially well separated beams can be used [47]. An alternative approach is restricted selection, where each RF chain can only choose from a subset of the output ports of the analog stage [48]. This reduces not only the search complexity but also the system hardware complexity. For this type of restricted structure, several iterative algorithms with complexities ranging from linear to sub-exponential in the number of RF chains have been proposed in the literature [49]. Some low complexity selection algorithms in the multi-user setting for a codebook-based precoder design are also discussed in [50]. An alternative technique that does not use the instantaneous CSI for selection, called eigen-diversity beamforming, was proposed in [51], [52]. Here the selection matrix for each channel realization is drawn

<sup>3</sup>By regarding the different codebook realizations as the outcomes of different switch positions, the design can be considered as a case of hybrid beamforming with selection.

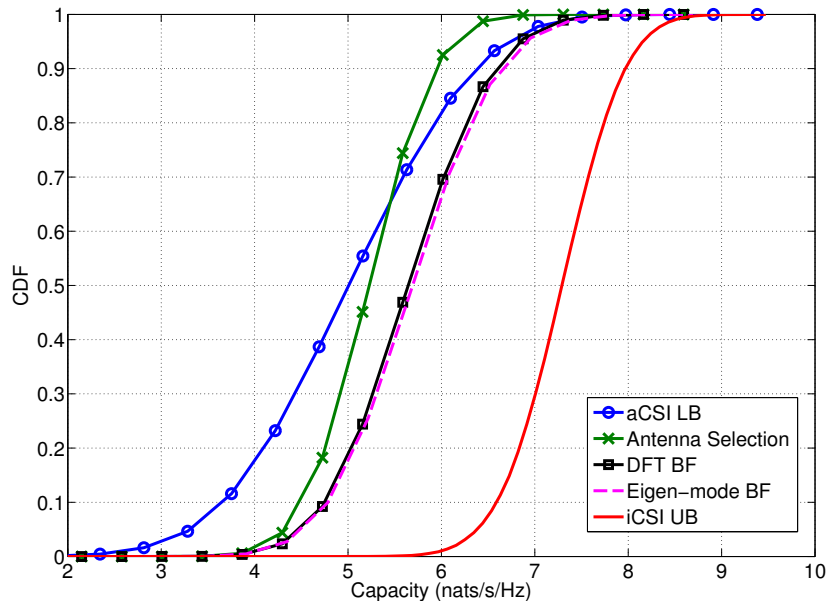


Fig. 3. Performance comparison of different analog precoders in a hybrid RX with selection. We consider a SU-MIMO system at cm-waves with ideal hardware conditions, where the RX has full complexity with  $N_{\text{UE}} = N_{\text{RF}}^{\text{UE}} = 2$  and the TX has a switched hybrid beamforming structure with  $N_{\text{BS}} = L = 10$ ,  $N_{\text{RF}}^{\text{BS}} = 2$ . The channel fading statistics are Rayleigh in amplitude, doubly spatially correlated (both at TX and RX) and follow the Kronecker correlation model. The channel signal-to-noise ratio is 10dB and the spatial correlation at TX/RX is exponential:  $[\mathbf{R}_{\text{BS}}]_{ij} = [\mathbf{R}_{\text{UE}}]_{ij} = 0.5^{|i-j|}$ . ‘aCSI LB’ refers to performance of capacity optimal unconstrained precoding with average CSI [7] and ‘iCSI UB’ refers to the performance of capacity optimal unconstrained precoding with instantaneous CSI (see Sec. II-A).

randomly from a probability distribution, thereby essentially converting the spatial diversity to temporal diversity. The probabilities of each selection state are optimized based on the average channel statistics.

## V. HYBRID BEAMFORMING AT MM-WAVE

Hybrid beamforming architectures and algorithms in the cm-wave-band described in the previous sections can in principle also be used at mm-wave frequencies. In practice, however, many propagation channel and RF hardware aspects in mm-wave bands are significantly different from cm-wave bands, and hence novel hybrid beamforming techniques taking into account the practicalities are needed. The following summarizes the main aspects of the mm-wave channels and transceivers, and the resulting potentials and challenges.

- At mm-wave frequencies, the multipath channel experiences higher (by orders-of-magnitude) propagation loss and becomes sparser because diffraction, penetration and blockage show higher attenuation than at cm-waves [53]–[59]. While the former makes the use of large antenna arrays at either TX or RX or both necessary to have sufficient link margin, the latter suggests fewer spatial degrees of freedom available for parallel multi-stream transmission. On one hand, large-scale antenna arrays can be realized in a limited size of antenna aperture in mm-wave systems thanks to the small wavelength, but fully-digital beamforming solutions become infeasible and hybrid beamforming become harder when power consumption and cost-related RF hardware constraints, as given in the next item, are taken into account. On the other hand, channel sparsity in the mm-wave bands can be exploited for optimizing the channel estimation and beam training, leading to the improvement of the net rate of the systems.
- Phase shifters, switches and up/downconversion chains including analog-to-digital converters, mixers, and amplifiers exhibit more limitations at mm-waves [60]–[62]. For instance, the electronic circuits impose much more losses than at cm-waves because the same size of discrete components made of, e.g., a printed circuit board become electrically larger, and also because of increasing losses in metal, compared to cm-waves. Moreover, precise control of electromagnetic coupling in and between circuits and components is more challenging. The aggregate effect of the RF hardware impairments at mm-wave may have significant impact on the overall system performance, as we will see in three exemplary analyses of this section.



The advantages and disadvantages in above aspects make it difficult to determine the optimal design of different parts of the transceivers, or the optimal tradeoff between the performance and cost. In the following, we review the potential solutions proposed in the existing literature that leverage the peculiarities of the mm-wave systems, and suggest open issues that need further investigations.

#### A. Hybrid beamforming methods exploiting channels' sparsity

Exploiting channel sparsity in the mm-wave bands, the simplest form of hybrid beamforming in SU-MIMO systems focuses array gains to a limited number of multipaths in the RF domain, called beam steering in this paper, while multiplexing data streams and power allocation is performed in baseband. This simplest beamforming architecture is asymptotically optimum in the limit of large antenna arrays [35].

For systems with practical sizes of arrays, which for example have 64 to 256 elements for the BS and under 20 elements for the UEs [63]–[65], hybrid beamforming structures are highly desirable. In addition, reducing the hardware complexity as well as computational complexity in those systems is also a major concern. For those purposes, a number of hybrid beamforming methods has been proposed for mm-wave SU-MIMO channels that can be categorized into 1) the use of codebooks, 2) spatially sparse precoding, 3) antenna selection, and 4) beam selection based on lens antenna.

- *Use of codebooks:* While having the same principle as the schemes described in Sec. II, the codebook-based beamforming at the mm-wave band does not directly estimate the large CSI matrix at the RX, but instead it performs downlink training using pre-defined beams and then only feeds back the selected beam IDs to the transmitter. This can also be applied to reduced-complexity structures [48], [66]. To further reduce the complexity of beam search and feedback overhead for systems equipped with large antenna apertures, a codebook for full-complexity hybrid architecture can be designed to exploit the sparsity of channels [37]. Each codeword is constructed based on the Orthogonal Matching Pursuit (OMP) algorithm to minimize the MSE with the pre-defined ideal beam pattern.
- *Spatially sparse precoding:* This method finds the approximation of the unconstrained (i.e., fully-digital) beamformer previously described in Sec. II; at mm-wave bands with large antenna aperture and a small number of dominant multipaths, the approximation can be made sufficiently close to the optimal precoder using a finite number of antenna elements in the array [11], [67]. The multipath sparsity restricts the feasible analog precoders  $\mathbf{F}_{\text{RF}}$  to a set of array response vectors, and the baseband precoder optimization can be transformed to the sparsity constrained matrix reconstruction problem (based on the cardinality constraint on the number of RF chains). The near-optimal solution of  $\mathbf{F}_{\text{BB}}$  can then be efficiently found using simultaneously sparse approximation techniques, e.g, OMP [68]. The spectral-efficiency comparison of this method with both unconstrained fully-digital beamforming and analog-only beam steering for the case of perfect transmit CSI are shown in Fig. 5. The computational complexity in acquiring the instantaneous CSI for constructing the targeted fully-digital beamformer can be reduced using adaptive compressive sensing that exploit the sparse nature of mm-wave channels [67].
- *Antenna selection:* While the general structure is the same as the one for cm-waves described in Sec. IV, it turns out that in sparse mm-wave multipath channels, the fast and greedy based antenna subset selection [69], [70] performs as robust as the exhaustive antenna search in terms of the spectrum efficiency when combined with a baseband combiner. For a reduced-complexity system, performance analysis was given in [70], showing that hybrid antenna selection can outperform a sparse hybrid combiner with coarsely quantized phase shifters in term of power consumption, with the assumption that both have the same spectral-efficiency performance. Nevertheless, there is still a large gap in spectral-efficiency between the hybrid beamforming combiner with switches and the fully-digital one with ideal phase shifters.
- *Beam selection based on lens antenna:* Another line of research for hybrid beamforming structure called continuous aperture phased (CAP)-MIMO transceivers that does not use the phase shifters or switches for RF beamforming was proposed based on the beamspace MIMO (B-MIMO) concept [71], [72], which is similar to the previously proposed spatial FFT with selection. The RF beamforming in this structure is instead realized using an electrically-large lens antenna excited by a feed antenna array placed beneath the lens. The feed array is called a beam selector since the lens antenna produces high-gain beams that point different angles depending on the feed location. The antenna system is capable of utilizing the low-dimensional high-gain

beam-space of the multipath channel by selecting a couple of feed antennas beneath the lens using a limited number of RF chains. The CAP-MIMO is particularly suitable for mm-wave systems as it efficiently generate spatially sparse beam patterns close to the optimal ones (like in the spatially sparse precoding method). In [72], the CAP-MIMO transceivers achieves near-optimal capacity of mm-wave SU-MIMO channels in short-range line-of-sight scenarios with much lower complexity as compared to the conventional MIMO approaches.

### B. Hybrid beamforming in mm-wave MU scenarios

Hybrid beamforming has also been considered as a promising solution for mm-wave MU-MIMO systems. The hybrid structure can be used at the BS to simultaneously transmit multiplexed data streams to multiple well-separated UEs. Each UE can be equipped with just one antenna [73] or an antenna array with fully-analog beamforming structure [74]. Since the number of UEs is expected to be small in mm-wave systems, the number of RF chains at the BS can also be reduced. The RF beamforming part in the BS can be performed via a phase-shifter network in conventional antenna arrays [14], [24], [73]–[75]. The phase-only constrained analog beamforming combined with the digital ZF precoding based on quantized effective channel feedback can combat the inter-user interference and hence achieve near-optimal capacity performance with a large number of BS antennas. Fig. 4 demonstrates the capability of hybrid beamforming in terms of a coverage probability of MU multi-cell scenarios [74]. Consider UEs with a single RF chain and many antennas, which are distributively selecting the strongest beam pair to construct analog beamformers. Thanks to the ZF digital precoding at the BS mitigating the inter-user interference, the coverage of the hybrid structure outperforms significantly the analog-only beamsteering approach.

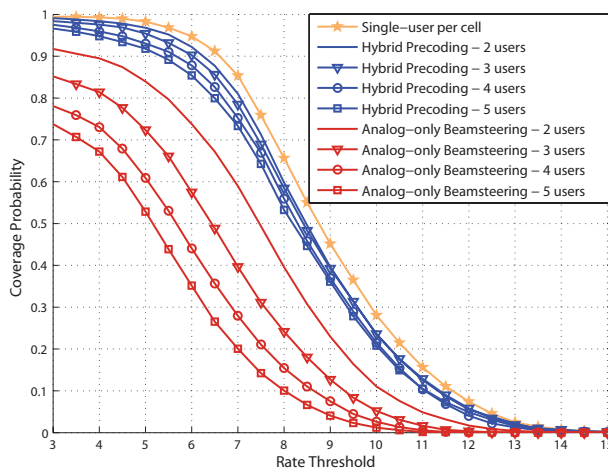


Fig. 4. Comparison of a coverage probability for the hybrid precoding and analog-only beam steering, from [74]. A single-path model is assumed between the BSs and UEs, and each link is assigned a line-of-sight or non-line-of-sight condition based on a blockage model, i.e., the second reference in [74]. Each UE is associated to the BS with the least path-loss and the BS randomly selects  $n = 2, \dots, 5$  associated UEs to be simultaneously served.

The hybrid beamforming based on beam selection and B-MIMO concept can also be extended to the MU-MIMO systems with linear baseband precoders [44], [45], [76]. While its effectiveness (compared to the full-complexity counterparts) has been demonstrated in mm-wave channels, many system and implementation aspects of hybrid beamforming in mm-wave MU-MIMO systems, including multi-user scheduling, and 2D and 3D lens array design, are still open for further research.

### C. Impact of transceiver imperfections

The presence of RF transceiver imperfections results in a number of implications that degrade spectral efficiency. For example, it is harder to accurately generate desired transmit signals as higher beamformer gain is aimed at; non-linear distortion noise at the RX depends on the instantaneous channel gain and hence the signal-to-noise ratio [77]. Previous works on hybrid beamforming at the cm-wave-band suggest that the hybrid structure achieves the same spectral-efficiency performance as the fully-digital beamforming if the number of RF chains at each end is equal or greater than twice the number of data streams [6], [13]. However, as the transceiver imperfections are more

pronounced at the mm-wave band, the spectral-efficiency performance of the hybrid precoder/combiner no longer scales well with the number of RF chains, neither the SNR. Fig. 5 depicts the spectral efficiency comparison of the fully-digital hybrid beamforming based on SVD and the hybrid beamforming based on spatially sparse precoding method with RF hardware imperfections, assuming that the aggregate impact of the transceiver impairments in TX and RX is modelled as a Gaussian process [78]. It can be seen that the limitation of the coarsely quantized phase shifters and the transceivers' imperfections significantly degrade the spectral efficiency. An accurate model of RF transceiver impairments at mm-wave is essential for analyzing the scalability of the spectral efficiency in the large MIMO regime, and for developing their compensation techniques.

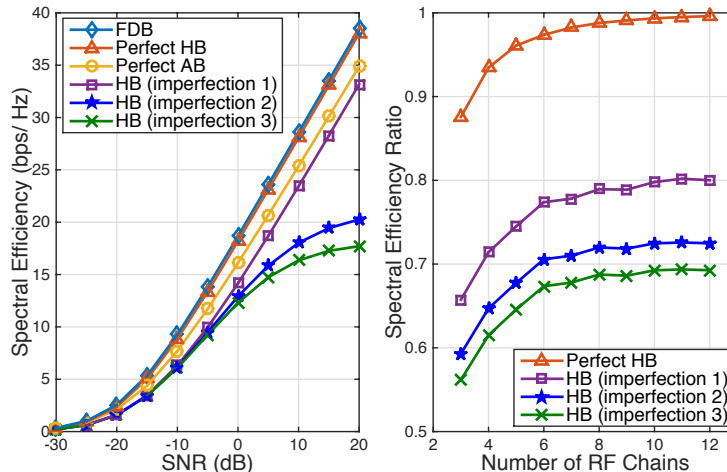


Fig. 5. Spectral efficiency comparison of Fully-digital Beamforming (FDB), Hybrid Beamforming with perfect RF hardware (Perfect HB), Analog-only Beamsteering with perfect RF hardware (Perfect AB), and Hybrid Beamforming with different levels of RF hardware imperfection. Hardware imperfection case 1 considers quantization error caused by 6-bit phase shifters. On top of that, hardware imperfection case 2 additionally considers residual transceiver impairments at BS, while hardware imperfection case 3 additionally considers residual transceiver impairments at both BS and UE. The spatially sparse precoding method [11] is used in the hybrid beamforming. We assume that  $N_{BS} = 64$ ,  $N_{UE} = 16$ ,  $N_S = 3$ , the radio channel has 3 multipath clusters and each has 6 rays, as representative of mm-wave channels. The residual transceiver impairments at TX and RX are characterized by error-vector magnitude of  $-20$  dB [78]. In the left subfigure,  $N_{RF}^{BS} = N_{RF}^{UE} = 6$ . In the right subfigure, the ratio of the spectral efficiency of hybrid beamforming with different RF hardware assumptions to that of the FDB versus the number of RF chains (the same for BS and UE) is characterized at SNR = 0 dB.

#### D. Spectral-energy efficiency tradeoff

Finally, we discuss the relationship between energy efficiency (EE)-spectral efficiency (SE) of hybrid beamforming structures at mm-waves based on [75]. The hybrid structure B in Fig. 1 was investigated, where the BS uses a sub-array with  $N_{BS}/N_{RF}^{BS}$  antennas to serve each user individually. Figure 6 shows the EE-SE tradeoff, indicating an optimal number of RF chains achieving the maximal EE for any given SE requirement. This implies that the hybrid structure with appropriate configuration of RF chains can significantly improve the EE of massive MIMO systems compared to the fully-digital structure.

## VI. CONCLUSION

Hybrid beamforming techniques were invented more than 10 years ago, but have seen a dramatic uptick in interest in the past 3 years, due to their importance in making massive MIMO systems cost- and energy-efficient. They use a combination of analog and digital beamforming to exploit the fine spatial resolution stemming from a large number of antenna elements, yet keep the number of (expensive and energy-hungry) RF up/downconversion chains within reasonable limits. This paper categorized the hybrid beamforming according to (i) amount of required CSI (instantaneous versus average) for the analog beamformer part; (ii) complexity (full complexity, reduced complexity, and switched), and (iii) carrier frequency range (cm-wave versus millimeter wave, since both channel characteristics and RF impairments are different for those frequency ranges). It is clear that there is no single structure/algorithm that provides the “best” tradeoff between complexity and performance in all those categories, but rather that there is a need to adapt them to application and channel characteristics in every design.

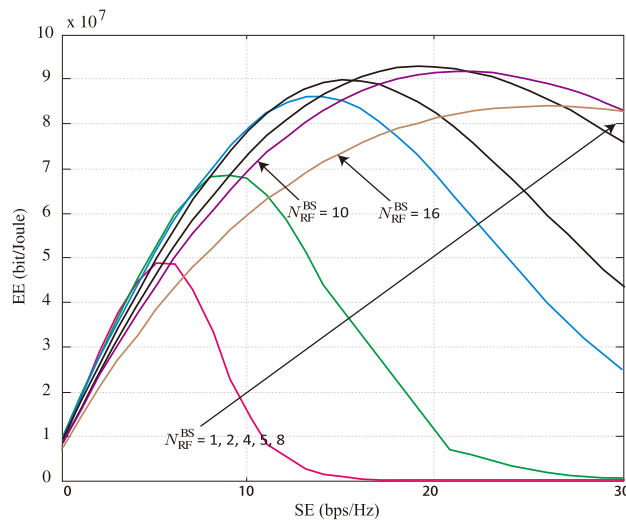


Fig. 6. EE-SE relation of mm-wave massive MIMO system [75]. The hybrid transceiver follows Structure B of Fig. 1;  $N_{BS} = 800$ , system bandwidth is 200 MHz, noise power spectral is  $10^{-17}$  dBm/Hz, average channel gain is  $-100$  dB, the efficiency of power amplifier is 0.375, the static power consumptions for each RF chain and each antenna are both 1 Watt, and the other fixed power consumption is 500 Watt.

#### ACKNOWLEDGEMENT

The financial support of the Academy of Finland and the National Science Foundation through the WiFiUS project “Device-to-Device Communications at Millimeter-Wave Frequencies” is gratefully acknowledged.

#### REFERENCES

- [1] J. Winters, “Optimum combining for indoor radio systems with multiple users,” *Communications, IEEE Transactions on*, vol. 35, no. 11, pp. 1222–1230, Nov. 1987.
- [2] G.-J. Foschini and M.-J. Gans, “On limits of wireless communications in a fading environment when using multiple antennas,” *Wireless Personal Communications*, vol. 6, no. 3, pp. 311–335, 1998.
- [3] E. Telatar, “On limits of wireless communications in a fading environment when using multiple antennas,” *European Trans. Telecommun.*, vol. 10, no. 6, pp. 585–595, Nov 1999.
- [4] T. Marzetta, “Noncooperative cellular wireless with unlimited numbers of base station antennas,” *Wireless Communications, IEEE Transactions on*, vol. 9, no. 11, pp. 3590–3600, Nov. 2010.
- [5] E. Larsson, O. Edfors, F. Tufvesson, and T. Marzetta, “Massive MIMO for next generation wireless systems,” *IEEE Commun. Mag.*, vol. 52, no. 2, pp. 186–195, Feb. 2014.
- [6] X. Zhang, A. Molisch, and S.-Y. Kung, “Variable-phase-shift-based RF-baseband codesign for MIMO antenna selection,” *IEEE Trans. Signal Process.*, vol. 53, no. 11, pp. 4091–4103, Nov. 2005.
- [7] P. Sudarshan, N. Mehta, A. Molisch, and J. Zhang, “Channel statistics-based RF pre-processing with antenna selection,” *IEEE Trans. Wireless Commun.*, vol. 5, no. 12, pp. 3501–3511, Dec. 2006.
- [8] A. Alkhateeb, J. Mo, N. Gonzalez-Prelcic, and R.-W. Heath, “MIMO precoding and combining solutions for millimeter-wave systems,” *IEEE Commun. Mag.*, vol. 52, no. 12, pp. 122–131, Dec. 2014.
- [9] Z. Xu, S. Han, Z. Pan, and C.-L. I, “Alternating beamforming methods for hybrid analog and digital mimo transmission,” in *Proc. IEEE ICC*, 2015.
- [10] A. Adhikary, J. Nam, J.-Y. Ahn, and G. Caire, “Joint spatial division and multiplexing—the large-scale array regime,” *IEEE Trans. Inf. Theory*, vol. 59, no. 10, pp. 6441–6463, 2013.
- [11] O. El Ayach, S. Rajagopal, S. Abu-Surra, Z. Pi, and R. Heath, “Spatially sparse precoding in millimeter wave MIMO systems,” *IEEE Trans. Wireless Commun.*, vol. 13, no. 3, pp. 1499–1513, 2014.
- [12] W. Ni, X. Dong, and W.-S. Lu, “Near-optimal hybrid processing for massive mimo systems via matrix decomposition,” *arXiv preprint arXiv:1504.03777*, 2015.
- [13] F. Sahrabi and W. Yu, “Hybrid digital and analog beamforming design for large-scale MIMO systems,” in *Proc. IEEE ICASSP*, 2015.
- [14] L. Liang, W. Xu, and X. Dong, “Low-complexity hybrid precoding in massive multiuser MIMO systems,” *IEEE Wireless Communications Letters*, vol. 3, no. 6, pp. 653–656, 2014.
- [15] D. Ying, F. W. Vook, T. A. Thomas, and D. J. Love, “Hybrid structure in massive MIMO: Achieving large sum rate with fewer RF chains,” in *Proc. IEEE ICC*, 2015.
- [16] W. Ni and X. Dong, “Hybrid block diagonalization for massive multiuser mimo systems,” *arXiv preprint arXiv:1504.02081*, 2015.
- [17] C. Kim, T. Kim, and J.-Y. Seol, “Multi-beam transmission diversity with hybrid beamforming for MIMO-OFDM systems,” in *Proc. IEEE GLOBECOM*, 2013.
- [18] 3GPP TR 36.897, “Study on elevation beamforming/full-dimension (FD) MIMO for LTE,” Tech. Rep., 2015.
- [19] L. Kong, S. Han, and C. Yang, “Wideband hybrid precoder for massive MIMO systems,” in *Proc. IEEE GLOBALSIP*, 2015.

- [20] T. E. Bogale, L. B. Le, A. Haghghat, and L. Vandendorpe, "On the number of rf chains and phase shifters, and scheduling design with hybrid analog-digital beamforming," *arXiv preprint arXiv:1410.2609*, 2015.
- [21] J. Geng, Z. Wei, and X. W. and Dacheng Yang, "Multiuser hybrid analog/digital beamforming for relatively large-scale antenna arrays," in *Globecom Workshop*, 2013.
- [22] L. Kong, S. Han, and C. Yang, "Hybrid precoder for massive MIMO systems with coverage constraint," in *Proc. IEEE ICC*, 2015.
- [23] A. Adhikary, E. Al Safadi, M. Samimi, R. Wang, G. Caire, T. Rappaport, and A. Molisch, "Joint spatial division and multiplexing for mm-wave channels," *IEEE J. Sel. Areas Commun.*, vol. 32, no. 6, pp. 1239–1255, 2014.
- [24] Z. Li, S. Han, and A. F. Molisch, "Hybrid beamforming design for millimeter-wave multi-user massive MIMO downlink," in *IEEE ICC*, 2016, accepted.
- [25] J. Nam, A. Adhikary, J.-Y. Ahn, and G. Caire, "Joint spatial division and multiplexing: Opportunistic beamforming, user grouping and simplified downlink scheduling," *IEEE J. Select. Topics Signal Process.*, vol. 8, no. 5, pp. 876–890, 2014.
- [26] Y. Xu, G. Yue, N. Prasad, and S. Rangarajan, "User grouping and scheduling for large scale mimo systems with two-stage precoding," in *Proc. IEEE ICC*, 2014.
- [27] J. Chen and V. Lau, "Two-tier precoding for fdd multi-cell massive MIMO time-varying interference networks," *IEEE J. Sel. Areas Commun.*, vol. 32, no. 6, pp. 1230–1238, 2014.
- [28] D. Kim, G. Lee, and Y. Sung, "Two-stage beamformer design for massive MIMO downlink by trace quotient formulation," *IEEE Trans. Commun.*, vol. 63, no. 6, pp. 2200–2211, 2015.
- [29] A. Liu and V. Lau, "Phase only RF precoding for massive MIMO systems with limited RF chains," *IEEE Trans. Signal Process.*, vol. 62, no. 17, pp. 4505–4515, 2014.
- [30] —, "Two-stage subspace constrained precoding in massive MIMO cellular systems," *IEEE Trans. Wireless Commun.*, vol. 14, no. 6, pp. 3271–3279, 2015.
- [31] A. F. Molisch and M. Z. Win, "MIMO systems with antenna selection," *IEEE Microwave Magazine*, vol. 5, no. 1, pp. 46–56, Mar 2004.
- [32] D. Love, R. Heath, V. Lau, D. Gesbert, B. Rao, and M. Andrews, "An overview of limited feedback in wireless communication systems," *Selected Areas in Communications, IEEE Journal on*, vol. 26, no. 8, pp. 1341–1365, October 2008.
- [33] S. Sanayei and A. Nosratinia, "Antenna selection in mimo systems," *Communications Magazine, IEEE*, vol. 42, no. 10, pp. 68–73, Oct 2004.
- [34] A. Molisch and X. Zhang, "Fft-based hybrid antenna selection schemes for spatially correlated mimo channels," *Communications Letters, IEEE*, vol. 8, no. 1, pp. 36–38, Jan 2004.
- [35] O. El Ayach, R. Heath, S. Abu-Surra, S. Rajagopal, and Z. Pi, "The capacity optimality of beam steering in large millimeter wave mimo systems," in *Proc. IEEE SPAWC*, 2012.
- [36] D. Bai, S. Ghassemzadeh, R. Miller, and V. Tarokh, "Beam selection gain versus antenna selection gain," *Information Theory, IEEE Transactions on*, vol. 57, no. 10, pp. 6603–6618, Oct 2011.
- [37] J. Song, J. Choi, and D. Love, "Codebook design for hybrid beamforming in millimeter wave systems," in *Communications (ICC), 2015 IEEE International Conference on*, June 2015, pp. 1298–1303.
- [38] S. Hur, T. Kim, D. Love, J. Krogmeier, T. Thomas, and A. Ghosh, "Millimeter wave beamforming for wireless backhaul and access in small cell networks," *IEEE Trans. Commun.*, vol. 61, no. 10, pp. 4391–4403, October 2013.
- [39] P. Sudarshan, N. B. Mehta, A. F. Molisch, and J. Zhang, "Antenna selection with RF pre-processing: robustness to RF and selection non-idealities," in *Radio and Wireless Conference, 2004 IEEE*, Sep. 2004, pp. 391–394.
- [40] Y. seok Choi and S. Alamouti, "Performance analysis and comparisons of antenna and beam selection diversity," in *Vehicular Technology Conference, 2004. VTC2004-Fall. 2004 IEEE 60th*, vol. 1, Sept 2004, pp. 165–170 Vol. 1.
- [41] —, "Approximate comparative analysis of interference suppression performance between antenna and beam selection techniques," *Wireless Communications, IEEE Transactions on*, vol. 5, no. 9, pp. 2615–2623, September 2006.
- [42] V. V. Ratnam, A. Molisch, N. Rabeah, F. Alawwad, and H. Behairy, "Diversity versus training overhead trade-off for low complexity switched transceivers," in *2016 IEEE Global Communications Conference: Wireless Communications (Globecom'16 - WC)*, Washington, USA, Dec. 2016.
- [43] A. Alkhateeb, O. El Ayach, G. Leus, and R. Heath, "Hybrid precoding for millimeter wave cellular systems with partial channel knowledge," in *Information Theory and Applications Workshop (ITA), 2013*, Feb 2013, pp. 1–5.
- [44] P. Amadori and C. Masouros, "Low complexity transceivers in multiuser millimeter-wave beamspace-mimo systems," in *Personal, Indoor, and Mobile Radio Communication (PIMRC), 2014 IEEE 25th Annual International Symposium on*, Sept 2014, pp. 118–122.
- [45] —, "Low rf-complexity millimeter-wave beamspace-mimo systems by beam selection," *Communications, IEEE Transactions on*, vol. 63, no. 6, pp. 2212–2223, June 2015.
- [46] J. Wang and H. Zhu, "Beam allocation and performance evaluation in switched-beam based massive mimo systems," in *Communications (ICC), 2015 IEEE International Conference on*, June 2015, pp. 2387–2392.
- [47] C.-H. Yu, M.-P. Chang, and J.-C. Guey, "Beam space selection for high rank millimeter wave communication," in *Vehicular Technology Conference (VTC Spring), 2015 IEEE 81st*, May 2015, pp. 1–5.
- [48] W. Roh, J. Seol, J. Park, B. Lee, J. Lee, Y. Kim, J. Cho, K. Cheun, and F. Aryanfar, "Millimeter-wave beamforming as an enabling technology for 5G cellular communications: theoretical feasibility and prototype results," *IEEE Commun. Mag.*, vol. 52, pp. 106–113, Feb. 2014.
- [49] M. Rahman and K. Josiam, "Low complexity rf beam search algorithms for millimeter-wave systems," in *Global Communications Conference (GLOBECOM), 2014 IEEE*, Dec 2014, pp. 3815–3820.
- [50] R. Stirling-Gallacher and M. Rahman, "Multi-user mimo strategies for a millimeter wave communication system using hybrid beamforming," in *Communications (ICC), 2015 IEEE International Conference on*, June 2015, pp. 2437–2443.
- [51] J. Choi, "Diversity eigenbeamforming for coded signals," *IEEE Trans. Commun.*, vol. 56, no. 6, pp. 1013–1021, June 2008.
- [52] —, "On coding and beamforming for large antenna arrays in mm-wave systems," *Wireless Communications Letters, IEEE*, vol. 3, no. 2, pp. 193–196, April 2014.

- [53] S. Sun, T. Rappaport, R. Heath, A. Nix, and S. Rangan, "MIMO for millimeter-wave wireless communications: beamforming, spatial multiplexing, or both?" *IEEE Commun. Mag.*, vol. 52, no. 12, pp. 110–121, Dec. 2014.
- [54] S. L. H. Nguyen, K. Haneda, J. Jarvelainen, A. Karttunen, and J. Putkonen, "On the mutual orthogonality of millimeter-wave massive MIMO channels," in *IEEE 81st Vehicular Technology Conference (VTC Spring)*, Glasgow, Scotland, UK, May 2015, pp. 1–5.
- [55] M. Samimi, K. Wang, Y. Azar, G. N. Wong, R. Mayzus, Z. H. J. K. Schulz, S. Sun, F. Gutierrez, and T. S. Rappaport, "28 GHz angle of arrival and angle of departure analysis for outdoor cellular communications using steerable beam antennas in New York city," in *IEEE 77th Vehicular Technology Conference (VTC Spring)*, June 2013, pp. 1–6.
- [56] T. S. Rappaport, G. R. Maccartney, M. K. Samimi, and S. Sun, "Wideband millimeter-wave propagation measurements and channel models for future wireless communication system design," *Communications, IEEE Transactions on*, vol. 63, no. 9, pp. 3029–3056, Sep. 2015.
- [57] A. Maltsev, R. Maslennikov, A. Sevastyanov, A. Khoryaev, and A. Lomayev, "Experimental investigations of 60 GHz WLAN systems in office environment," *Selected Areas in Communications, IEEE Journal on*, vol. 27, no. 8, pp. 1488–1499, October 2009.
- [58] N. Zhang, X. Yin, S. X. Lu, M. Du, and X. Cai, "Measurement-based angular characterization for 72 GHz propagation channels in indoor environments," in *Proc. IEEE Global Commu. Conf. (Globecom 2014)*, Dec 2014, pp. 370–376.
- [59] M. R. Akdeniz, Y. Liu, M. K. Samimi, S. Sun, S. Rangan, T. Rappaport, and E. Erkip, "Millimeter wave channel modeling and cellular capacity evaluation," *IEEE J. Sel. A. Commun.*, no. 6, pp. 1164–1179, Sep. 2014.
- [60] A. Poon and M. Taghivand, "Supporting and enabling circuits for antenna arrays in wireless communications," *Proceedings of the IEEE*, vol. 100, no. 7, pp. 2207–2218, July 2012.
- [61] C.-S. Choi, Y. Shoji, H. Harada, R. Funada, S. Kato, K. Maruhashi, I. Toyoda, and K. Takahashi, "RF impairment models for 60GHz-band SYS/PHY simulation," *Document IEEE*, pp. 802–15, 2006.
- [62] U. H. Rizvi, G. J. Janssen, and J. H. Weber, "Impact of RF circuit imperfections on multi-carrier and single-carrier based transmissions at 60 GHz," in *IEEE Radio and Wireless Symposium*, 2008, pp. 691–694.
- [63] A. Maltsev, A. Sadri, A. Pudeyev, I. Bolotin, A. Davydov, G. Morozov, and R. Weiler, "Partially adaptive arrays application for MU-MIMO mode in a mmwave small cells," in *IEEE 26th Annual International Symposium on Personal, Indoor, and Mobile Radio Communications (PIMRC)*, Aug 2015, pp. 315–319.
- [64] M. Cudak, T. Kovarik, T. A. Thomas, A. Ghosh, Y. Kishiyama, and T. Nakamura, "Experimental mm wave 5G cellular system," in *Proc. IEEE Globecom Workshops (GC Wkshps)*, 2014, pp. 377–381.
- [65] G. M. Rebeiz, S.-Y. Kim, O. Inac, W. Shin, O. Gurbuz, Y.-C. Ou, F. Golcuk, T. Kanar, and B.-H. Ku, "Millimeter-wave large-scale phased-arrays for 5g systems," in *IEEE MTT-S International Microwave Symposium (IMS)*, 2015, pp. 1–3.
- [66] J. Singh and S. Ramakrishna, "On the feasibility of codebook-based beamforming in millimeter wave systems with multiple antenna arrays," *Wireless Communications, IEEE Transactions on*, vol. 14, no. 5, pp. 2670–2683, May 2015.
- [67] A. Alkhateeb, O. El Ayach, G. Leus, and R.-W. Heath Jr., "Channel estimation and hybrid precoding for millimeter wave cellular systems," *IEEE J. Sel. Topics Signal Processing*, vol. 8, no. 5, pp. 831–846, Oct. 2014.
- [68] J. Tropp and A. Gilbert, "Signal recovery from random measurements via orthogonal matching pursuit," *Information Theory, IEEE Transactions on*, vol. 53, no. 12, pp. 4655–4666, Dec. 2007.
- [69] M. Gharavi-Alkhansari and A. B. Gershman, "Fast antenna subset selection in MIMO systems," *Signal Processing, IEEE Transactions on*, vol. 52, no. 2, pp. 339–347, 2004.
- [70] R. Mendez-Rial, C. Rusu, A. Alkhateeb, N. Gonzalez-Prelcic, and R. W. H. Jr, "Channel estimation and hybrid combining for mmWave: phase shifters or switches," in *Proc. 2015 Inf. Theory Appl. Workshop*, 2015.
- [71] A. Sayeed and N. Behdad, "Continuous aperture phased MIMO: Basic theory and applications," in *48th Annual Allerton Conference on Communication, Control, and Computing*, 2010, pp. 1196–1203.
- [72] J. Brady, N. Behdad, and A. M. Sayeed, "Beamspace MIMO for millimeter-wave communications: system architecture, modeling, analysis, and measurements," *IEEE Trans. Antennas Propag.*, vol. 61, pp. 3814–3827, July 2013.
- [73] T. E. Bogale, L. B. Le, A. Haghghat, and L. Vandendorpe, "On the number of RF chains and phase shifters, and scheduling design with hybrid analog-digital beamforming," *IEEE Transactions on Wireless Communications*, vol. 15, no. 5, pp. 3311–3326, May 2016.
- [74] A. Alkhateeb, G. Leus, and R. W. Heath, "Limited feedback hybrid precoding for multi-user millimeter wave systems," *IEEE Transactions on Wireless Communications*, vol. 14, no. 11, pp. 6481–6494, Nov 2015.
- [75] S. Han, C.-L. I, Z. Xu, and C. Rowell, "Large-scale antenna systems with hybrid analog and digital beamforming for millimeter wave 5G," *IEEE Commun. Mag.*, vol. 53, no. 1, pp. 186–194, Jan. 2015.
- [76] A. Sayeed and J. Brady, "Beamspace MIMO for high-dimensional multiuser communication at millimeter-wave frequencies," in *Proc. IEEE GLOBECOM*, 2013.
- [77] E. Björnson, J. Hoydis, M. Kountouris, and M. Debbah, "Massive MIMO systems with non-ideal hardware: Energy efficiency, estimation, and capacity limits," *IEEE Transactions on Information Theory*, vol. 60, no. 11, pp. 7112–7139, Nov. 2014.
- [78] C. Studer, M. Wenk, and A. Burg, "MIMO transmission with residual transmit-RF impairments," in *International ITG/IEEE Workshop on Smart Antennas (WSA)*, 2010.