



Octet Baryon Magnetic Moments from Lattice QCD: Approaching Experiment from a Three-Flavor Symmetric Point

Assumpta Parreño,^{1,*} Martin J. Savage,^{2,3,†} Brian C. Tiburzi,^{2,3,4,5,6,‡} Jonas Wilhelm,^{7,8,§} Emmanuel Chang,^{2,¶} William Detmold,^{3,9,**} and Kostas Orginos^{10,11,††}

(NPLQCD Collaboration)

¹*Dept. d'Estructura i Constituents de la Matèria. Institut de Ciències del Cosmos (ICC), Universitat de Barcelona, Martí Franquès 1, E08028-Spain*

²*Institute for Nuclear Theory, University of Washington, Seattle, WA 98195-1560, USA*

³*Kavli Institute for Theoretical Physics, University of California, Santa Barbara, CA 93106, USA*

⁴*Department of Physics, The City College of New York, New York, NY 10031, USA*

⁵*Graduate School and University Center, The City University of New York, New York, NY 10016, USA*

⁶*RIKEN BNL Research Center, Brookhaven National Laboratory, Upton, NY 11973, USA*

⁷*Justus-Liebig-Universität Gießen, Ludwigstraße 23, Gießen 35390, Germany*

⁸*Department of Physics, University of Washington, Box 351560, Seattle, WA 98195, USA*

⁹*Center for Theoretical Physics, Massachusetts Institute of Technology, Cambridge, MA 02139, USA*

¹⁰*Department of Physics, College of William and Mary, Williamsburg, VA 23187-8795, USA*

¹¹*Jefferson Laboratory, 12000 Jefferson Avenue, Newport News, VA 23606, USA*

(Dated: November 21, 2021)

Lattice QCD calculations with background magnetic fields are used to determine the magnetic moments of the octet baryons. Computations are performed at the physical value of the strange quark mass, and two values of the light quark mass, one corresponding to the $SU(3)_F$ -symmetric point, where the pion mass is $m_\pi \sim 800 \text{ MeV}$, and the other corresponding to a pion mass of $m_\pi \sim 450 \text{ MeV}$. The moments are found to exhibit only mild pion-mass dependence when expressed in terms of appropriately chosen magneton units—the natural baryon magneton. A curious pattern is revealed among the anomalous baryon magnetic moments which is linked to the constituent quark model, however, careful scrutiny exposes additional features. Relations expected to hold in the large- N_c limit of QCD are studied; and, in one case, a clear preference for the quark model over the large- N_c prediction is found. The magnetically coupled Λ - Σ^0 system is treated in detail at the $SU(3)_F$ point, with the lattice QCD results comparing favorably with predictions based on $SU(3)_F$ symmetry. This analysis enables the first extraction of the isovector transition magnetic polarizability. The possibility that large magnetic fields stabilize strange matter is explored, but such a scenario is found to be unlikely.

PACS numbers: 11.15.Ha, 12.38.Gc, 13.40.Gp

I. INTRODUCTION

The precisely measured values of magnetic moments of the lowest-lying octet of $J^\pi = \frac{1}{2}^+$ baryons, along with the rate of the radiative transition $\Sigma^0 \rightarrow \Lambda + \gamma$, have been essential in elucidating important aspects of the structure of hadrons. One of the major early successes in the phenomenological modeling of hadrons was recovering the pattern of these magnetic moments from the naïve non-relativistic quark model (NRQM) [1–3]. In this model,

baryons are comprised of three nonrelativistic constituent quarks with Dirac magnetic moments. When the three quark masses are fit to best reproduce the masses of the octet baryons, the magnetic moments predicted by this simple model compare with those of nature surprisingly well. The predicted NRQM rate of $\Sigma^0 \rightarrow \Lambda + \gamma$ and of the radiative transitions from the lowest-lying decuplet of $J^\pi = \frac{3}{2}^+$ baryons to the octet baryons are also in impressive agreement with experiment.

A closer connection can be made to the underlying theory of the strong interactions. The global flavor symmetries of Quantum Chromodynamics (QCD), the two-flavor isospin $SU(2)$ and chiral $SU(2)_L \times SU(2)_R$, as well as the three-flavor analogues, $SU(3)_F$ [4, 5] and $SU(3)_L \times SU(3)_R$, have been used to explore the magnetic moments [6–9], and provide frameworks with which to systematically refine theoretical predictions in terms of small expansion parameters [10]. In the case of two fla-

* assum@fqa.ub.edu

† mjs5@uw.edu

‡ bctiburz@gmail.com

§ jonas.wilhelm@physik.uni-giessen.de

¶ changezy@uw.edu

** wdetmold@mit.edu

†† kostas@jlab.org

vors, the proton and neutron magnetic moments (and additionally those of the Λ , Σ and Ξ baryons) are described by isoscalar and isovector contributions, and have chiral expansions in terms of a small parameter determined by the mass of the pion, m_π . In the three-flavor case, the expansion of the magnetic moments is determined by the kaon mass, m_K ; and, as with all quantities in $SU(3)_L \times SU(3)_R$ chiral perturbation theory (χ PT), is found to only slowly converge [11]. A connection between the constraints imposed upon the form of the magnetic moments from the flavor symmetries of QCD and results obtained from the NRQM has been made by considering the large- N_c limit of QCD [12–14] in which the number of colors becomes large [15]. In this limit, the relations between low-energy predictions of the NRQM, the Skyrme model and χ PT coincide as the emergent, approximate spin-flavor symmetries of QCD become manifest.

Starting with the pioneering works of Bernard *et al.* [16] and Martinelli *et al.* [17], there have been a number of lattice QCD (LQCD) calculations of the magnetic moments of the octet baryons [18–20], the decuplet baryons [21], and the vector mesons [22]. Additionally, there have been LQCD calculations of the electric and magnetic polarizabilities of the lowest-lying hadrons [23–31], and of baryons in strongly interacting models of dark matter [32]. Techniques developed in these works have also been used to determine the magnetic moments and polarizabilities of light nuclei [33, 34] with LQCD. Further, the rate for the radiative capture process $n+p \rightarrow d+\gamma$ [35], which is dominated by the magnetic dipole amplitude at low energies, has been calculated by making use of formal developments that combined the background-field technique with Lüscher’s method [36, 37] to describe a two-particle coupled-channel system in a finite volume [38, 39]. While the very earliest calculations were quenched (i.e. the calculations did not include quark-antiquark vacuum fluctuations), they produced ratios of proton to neutron magnetic moments of $\mu_p/\mu_n = -1.6 \pm 0.2$ [16] and -1.6 ± 0.15 [17], which are consistent with the precisely known experimental value of $\mu_p^{(\text{expt})}/\mu_n^{(\text{expt})} = -1.459898075(12)$. In later studies, it was found that, while the magnetic moments and polarizabilities of the electrically neutral baryons are straightforward to extract from LQCD correlation functions generated in uniform background magnetic fields, those of the charged baryons are somewhat more challenging due to their eigenfunctions being spatial Landau levels as opposed to momentum eigenstates. For light nuclei, the source and sink structures used in the calculations of the magnetic structure of light nuclei [33, 34] have permitted determinations of both the magnetic moments and polarizabilities, as the effective mass of each spin state reaches a plateau after a modest (but usually different) number of time slices. The magnetic moments of the baryons correspond to just one kinematic point of the magnetic form factor, and the more general behavior of the form factor provides further insight into the distribution of charged currents within the baryon. There are extensive studies

of the baryon electromagnetic form factors, for example Refs. [40–42], from which the magnetic moments and associated radii can be extracted. General nonuniform background fields have been recently proposed to extract higher electromagnetic moments, as well as charge radii from LQCD [43, 44]. Further developments include accessing the hadronic vacuum polarization from magnetic susceptibilities [45], and an approach to hadron structure based on the Feynman-Hellman theorem [46–52].

Previous LQCD calculations of the magnetic moments of the proton, neutron and light nuclei [33, 34] have found that nearly all of their light-quark mass dependence is captured by the nucleon mass defining the unit of nuclear magnetons.¹ In other words, $M_N(m_\pi)|\mu_i(m_\pi)|$ is found to be approximately constant over a wide range of pion masses extending up to $\sim 1\text{ GeV}$, and possibly beyond, where $M_N(m_\pi)$ is the mass of the nucleon at a given pion mass, and $\mu_i(m_\pi)$ is the magnetic moment of the nucleon or nucleus at that same pion mass. This behavior is quite intriguing for a number of reasons. Empirically, it is found that the nucleon mass is essentially linearly dependent on the pion mass for $m_\pi \gtrsim 250\text{ MeV}$ with a coefficient very close to unity [54, 55], but expected to tend towards the chiral behavior for smaller pion masses, see Ref. [56] for recent progress. At even larger pion masses, this behavior is expected to evolve toward $M_N \sim \frac{3}{2}m_\pi$. In the chiral expansion of the nucleon magnetic moments, the leading correction to the $SU(3)_F$ -symmetric predictions depends linearly on the pion mass, which is consistent with the observed behavior, but only for a nucleon mass that depends linearly on the pion mass. In the context of the NRQM, $M_N|\mu_i|$ is required to be approximately independent of the pion mass as the nucleon magnetic moments result from combinations of quark spins, each normalized by the constituent quark mass which is $\sim \frac{1}{3}M_N$.

In this work, we extend our studies of the magnetic moments of the nucleons and light nuclei to baryons in the lowest-lying octet. Our calculations of the magnetic moments of baryons are accomplished by modifying the LQCD gauge link variables to include a background electromagnetic gauge potential in calculations of the quark propagators. The magnetic moment of a baryon is extracted from the component of the energy splitting between its two spin states that depends linearly on the magnetic field. Essentially, the Zeeman effect for each baryon is determined. In particular, calculations of the magnetic moments and of the $\Sigma^0 \rightarrow \Lambda + \gamma$ radiative decay matrix element are performed at the $SU(3)_F$ -symmetric point at two lattice spacings with the physical strange-quark mass for which $m_\pi \sim 800\text{ MeV}$, and further, calculations at a single lattice spacing are performed at a

¹ Such natural magneton units have been used earlier by others, for example, to calculate nucleon magnetic moments in the Skyrme model in which the nucleon mass is characteristically too large [53].

pion mass of $m_\pi \sim 450 \text{ MeV}$ with the physical strange quark mass. Contributions to the magnetic moments from quark-disconnected diagrams are not included in these calculations, which impacts the magnetic moments obtained at $m_\pi \sim 450 \text{ MeV}$, but these contributions are estimated to be small. Details of our computational approach are given in Sec. II. The main results of this work are summarized as follows.

- Natural baryon magnetons [nBM], where the mass of each baryon is used to define its magnetic moment, capture the majority of the quark-mass dependence of magnetic moments for the entire multiplet, even away from the limit of $SU(3)_F$ symmetry, see Sec. III.
- In [nBM] units, the anomalous moments of the proton and Σ^+ are $\delta\mu_B \sim +2$, of the neutron and Ξ^0 are $\delta\mu_B \sim -2$, and those of the Σ^- and Ξ^- are $\delta\mu_B \sim 0$. Such values are consistent with the $SU(3)_F$ -symmetric moments, μ_D and μ_F [6–9], assuming the values $\mu_D \sim +3$ and $\mu_F \sim +2$, see Sec. IV A.
- These values for $SU(3)_F$ -symmetric moments, and the mild quark-mass dependence they exhibit, are suggestive of the NRQM. The magnetic moment relations predicted by the NRQM are scrutinized, and interesting features are found in comparing the LQCD results and experiment, see Sec. IV B.
- Large- N_c relations between magnetic moments, and the parametric scaling of their corrections are compared with the results of the LQCD calculations. In general, relations independent of $SU(3)_F$ breaking are found to be compatible, however, those dependent on the level of $SU(3)_F$ breaking are less clear. In particular, one relation is violated at the $\sim 40\%$ level; but, importantly, is considerably more consistent with the NRQM prediction, see Sec. IV C.
- Extracting the matrix element of the radiative transition $\Sigma^0 \rightarrow \Lambda + \gamma$ is found to be more challenging because of the small mass splitting between Σ^0 and Λ . At the $SU(3)_F$ -symmetric point, a matrix of correlation functions is diagonalized to reveal the closely spaced energy eigenstates, from which this matrix element is determined, see Sec. V.

In addition to the magnetic moments, higher-order magnetic interactions, such as the magnetic polarizabilities, can also be determined from the LQCD calculations [34]. The energy dependence of each spin state, moreover, can be calculated over a range of magnetic fields, and allows for an exploration of the possibility that a large magnetic field could stabilize strange matter in dense astrophysical objects. Our results in Sec. VI indicate that considerably larger baryon densities than are

TABLE I. Summary of the three ensembles of QCD gauge-field configurations used in this work. Further details regarding Ensemble I can be found in Ref. [60, 61], while Ensemble III has been detailed in Ref. [63].

	L/a	T/a	β	am_l	am_s	$a[\text{fm}]$	$m_\pi[\text{MeV}]$	N_{cfg}
I	32	48	6.1	-0.2450	-0.2450	0.1453(16)	806.9(8.9)	1006
II	48	64	6.3	-0.2050	-0.2050	0.1036(11)	766.9(8.1)	94
III	32	96	6.1	-0.2800	-0.2450	0.1167(16)	449.9(4.6)	544

conceivably achieved in neutron stars are needed to stabilize strange matter. Various details related to the analysis of baryon correlation functions computed with LQCD appear in Appendix A, and further technical details concerning the transition correlation functions are discussed in Appendix B. Our presentation ends in Sec. VII with a summary of the main results.

II. COMPUTATIONAL OVERVIEW

In the present study, lattice calculations are performed using three ensembles of QCD gauge configurations. Each ensemble was generated using the Lüscher-Weisz gauge action [57] with a tadpole-improved [58], clover-fermion action [59]. Configurations used in this work were taken at intervals of ten hybrid Monte Carlo trajectories. A summary of these gauge configurations is provided in Table I.

Two of the gauge-field ensembles, which we label Ensembles I and II, feature $N_f = 3$ degenerate, dynamical quark flavors with mass close to that of the physical strange quark. The resulting mass of non-singlet pseudoscalar mesons for these ensembles is found to be $\sim 800 \text{ MeV}$ (Ensemble I) and $\sim 760 \text{ MeV}$ (Ensemble II). Ensemble III has been generated with $N_f = 2+1$ dynamical light-quark flavors, where the strange quark mass is taken at its physical value. The isospin-degenerate light quark mass on this ensemble corresponds to a pion mass of $\sim 450 \text{ MeV}$. Ensemble I has been extensively used to study properties of single- and multi-baryon systems [33–35, 60–62], while Ensemble III has been recently detailed in Refs. [35, 63].

The lattice spacing on each of the ensembles has been determined using quarkonium hyperfine splittings.² The limited statistics on the finer lattice ensemble, Ensemble II, which has a pseudoscalar mass similar to that of Ensemble I, has been included for an initial investigation of the continuum limit of magnetic moments. Further investigation of single- and multi-baryon systems with higher statistics on Ensemble II is left to future work.

² We thank Stefan Meinel for these determinations.

The background magnetic fields are implemented by post-multiplication of the dynamical $SU(3)$ color gauge links by fixed $U(1)$ electromagnetic links, $U_\mu^{(Q)}(x)$, having the form

$$\begin{aligned} U_1^{(Q)}(x) &= \begin{cases} 1 & \text{for } x_1 \neq L - a \\ \exp(-iQ n_\Phi \frac{2\pi x_2}{L}) & \text{for } x_1 = L - a \end{cases}, \\ U_2^{(Q)}(x) &= \exp\left(iQ n_\Phi \frac{2\pi a x_1}{L^2}\right), \\ U_3^{(Q)}(x) &= U_4^{(Q)}(x) = 1, \end{aligned} \quad (1)$$

where the integer n_Φ is the magnetic flux quantum of the torus which satisfies $|n_\Phi| \leq \frac{1}{4}L^2/a^2$, see Ref. [64]. Typically, this multiplication is carried out individually for each quark flavor due to flavor-symmetry breaking introduced by quark mass differences and quark electric charges, Q , which appear above in units of the magnitude of the electron's charge, $e > 0$. Using Eq. (1), the $U(1)$ flux through each elementary plaquette in the $(\mu\nu)$ -plane is identically equal to $\exp(iQeF_{\mu\nu})$, where

$$QeB_z = \frac{2\pi}{L^2} n_\Phi, \quad (2)$$

with B_z the z -component of the magnetic field, $B_z = F_{12} = -F_{21}$, and all other components of the electromagnetic field-strength tensor vanish.³ Throughout this work, the flux quanta $n_\Phi = 3, -6$, and 12 are employed. The factors of three result from the fractional nature of quark charges in units of e , and the doubling of flux is employed to economize on the computation of quark propagators. For example, the up-quark propagator with $n_\Phi = 3$ is the same as the down-quark propagator with $n_\Phi = -6$. On Ensembles I and II, the latter is identical to the strange-quark propagator due to mass degeneracy. This equality of down and strange propagators preserves an $SU(2)$ symmetry, commonly called U -spin, that can be thought of as a rotation in three-dimensional flavor space about the up-quark axis

$$\begin{pmatrix} u \\ d \\ s \end{pmatrix} \rightarrow \begin{pmatrix} 1 & 0 & 0 \\ 0 & \mathbf{U} & \\ 0 & & \end{pmatrix} \begin{pmatrix} u \\ d \\ s \end{pmatrix}, \quad (3)$$

where $\mathbf{U} \in SU(2)$.

Post-multiplication of the $U(1)$ gauge links onto QCD gauge links is an approximation that ignores effects of the electromagnetic field on the sea quarks and, indirectly, the gluonic sector. In a complete calculation, the background electromagnetic field couples to sea-quark

degrees of freedom through the fermionic determinant. The present computations should thus be thought of as partially quenched (PQ) due to the omission of such contributions.⁴ Because magnetic moments arise from a response that is linear in the external field, however, there are cases for which sea-quark contributions vanish. Computations of magnetic moments at an $SU(3)_F$ -symmetric point, for example, are complete. In this case, the sea-quark contributions arising from expanding the fermionic determinant to linear order in the external field are necessarily proportional to the sum $\sum_f Q_f = Q_u + Q_d + Q_s$,

which vanishes. With $SU(3)_F$ breaking, the sum of sea-quark current effects no longer vanishes because contributions from each flavor are no longer identical. Decomposing the electromagnetic current into isoscalar and isovector contributions allows for a separation of these matrix elements into sea-quark charge dependent and sea-quark charge independent terms, respectively. Thus computations of magnetic moments on Ensembles I and II are complete, while only the isovector magnetic moments computed on Ensemble III are complete. Omitted contributions to the current from sea quarks on Ensemble III are nonetheless expected to be small, see, e.g., Ref. [66].

To determine QCD energy eigenstates in the presence of external magnetic fields, interpolating operators are chosen which have the quantum numbers of the octet baryons. In particular, interpolating operators that have been tuned to produce strong overlap with the ground-state baryons in vanishing magnetic fields are employed. The imposition of sufficiently weak magnetic fields should not alter the operator overlaps substantially. While field-strength dependent overlaps are observed in practice, diminished overlaps have not impeded the ground-state saturation of correlations functions. For a complete discussion of these points and further details concerning the smeared-smeared (SS) and smeared-point (SP) correlation functions computed in this work, see Ref. [34].⁵

Consider an octet baryon, denoted by B , that is subject to a constant and uniform magnetic field oriented along the z -direction, $\mathbf{B} = B_z \hat{z}$. The energy eigenvalues of this baryon with its spin polarized in the z -direction, magnetic quantum number $s = \pm\frac{1}{2}$, and zero longitudinal momentum, $p_z = 0$, have the form

$$E_B^{(s)}(B_z) = M_B + \frac{|Q_B e B_z|}{M_B} \left(n_L + \frac{1}{2}\right) - 2\mu_B s B_z + \dots, \quad (4)$$

³ The electromagnetic gauge links in Eq. (1) also give rise to two non-trivial holonomies, which however, are only relevant for quarks propagating around the torus. Due to confinement, such long-distance effects scale as $\sim \exp(-m_\pi L)$ and are negligible in the present study of magnetic moments; see Ref. [34, 65] for further details.

⁴ Our computations are not otherwise PQ, because the valence and sea quark masses employed are degenerate.

⁵ A further ingredient is the projection of the correlation functions onto vanishing three momentum. For electrically neutral baryons, the energy eigenstates remain momentum eigenstates in non-vanishing magnetic fields. While the same is not true for charged baryons, effects from the tower of Landau levels cancel to a high degree in the ratio of spin-projected correlation functions that are used to determine magnetic moments [67].

where M_B is its mass, Q_B its charge in units of e , and n_L is the quantum number of the Landau level that it occupies. For a spin- $\frac{1}{2}$ baryon, there is a structure-dependent contribution from the magnetic moment, μ_B , that is linear in the magnetic field. The ellipses denote contributions that involve two or more powers of the magnetic field, such as that from the magnetic polarizability. The moments are determined from LQCD computations of Zeeman splittings, ΔE . These are defined to be energy differences between eigenstates of differing spin polarizations

$$\Delta E \equiv E_B^{(+\frac{1}{2})}(B) - E_B^{(-\frac{1}{2})}(B), \quad (5)$$

where the baryon label and magnetic-field dependence of ΔE are suppressed for notational ease. Using the expected magnetic-field dependence of the energy eigenvalues in Eq. (4), this reduces to

$$\Delta E = -2\mu_B B_z + \dots, \quad (6)$$

where the ellipsis represents contributions that are higher order in the magnetic field. The procedure used to determine the magnetic moments relies on the precise determination of the Zeeman splittings in Eq. (5) from ratios of spin-projected correlation functions, and subsequent extrapolation to vanishing magnetic field using the expectation in Eq. (6). A detailed description of the analysis is relegated to Appendix A.

III. BARYON MAGNETIC MOMENTS

The magnetic moments of the octet baryons are determined from LQCD calculations performed in background magnetic fields, using the procedures detailed in Appendix A. As with any LQCD calculation, the results are dimensionless quantities, made so by compensating powers of the lattice spacing. In what follows, conversions of these results into units that can be compared with experiment are discussed, and various features, including the values of anomalous magnetic moments, pion-mass dependence, lattice-spacing dependence, are discussed.

A. Units for Magnetic Moments

The magnetic moment of an octet baryon, B , can be described using units of *baryon magnetons* or *natural baryon magnetons*, which are defined by

$$[\text{BM}] = \frac{e}{2M_B}, \quad [\text{nBM}] = \frac{e}{2M_B(m_\pi)}, \quad (7)$$

respectively, where M_B is the experimentally-measured mass of the baryon, and $M_B(m_\pi)$ is the mass of the baryon computed with LQCD (which depends on the input light quark mass through the lattice-determined value of the pion mass, m_π). From a phenomenological

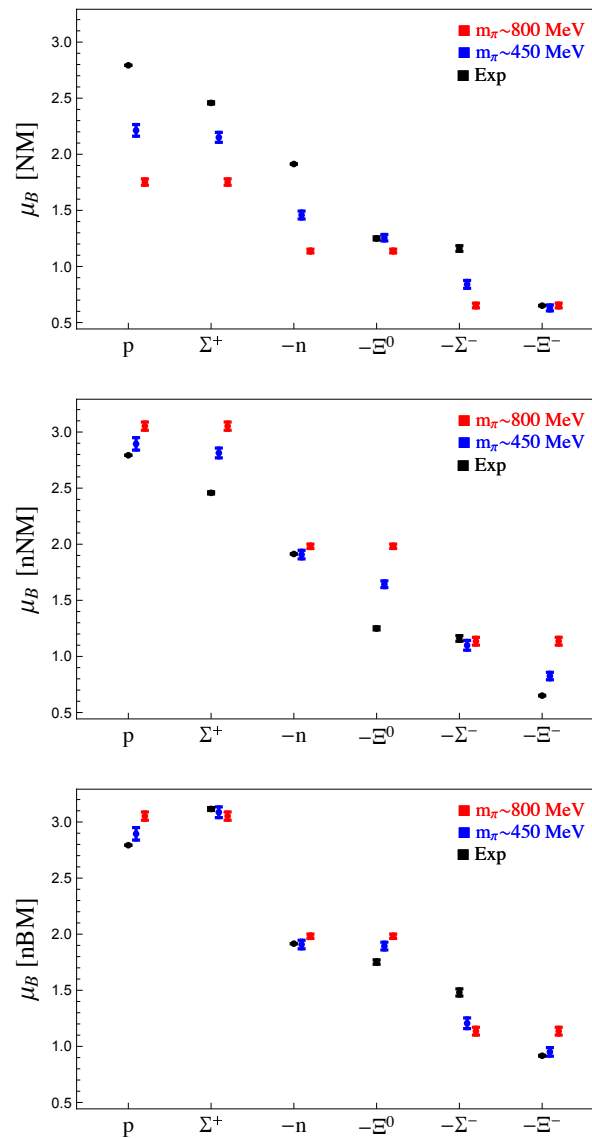


FIG. 1. Magnetic moments of the octet baryons determined from LQCD calculations at $m_\pi \sim 800$ MeV (Ensemble I) and $m_\pi \sim 450$ MeV (Ensemble III), along with their experimental values. The quark-disconnected contributions to the magnetic moments at $m_\pi \sim 450$ MeV are not included, and they vanish by $SU(3)_F$ symmetry at $m_\pi \sim 800$ MeV. Comparisons with the experimental values are made in units of [NM] in the upper panel, [nNM] in the middle panel, and [nBM] in the lower panel. The notation “ $-B$ ” indicates the negative value of the moment, i.e. $\mu_{-B} \equiv -\mu_B$, so that all displayed quantities are positive. The uncertainties of the LQCD results reflect quadrature-combined statistical and systematic uncertainties. The values of the moments in [NM] and [nNM] are given in Table VIII in Appendix A, while those in [nBM] follow from applying Eq. (9) to the results appearing in Table II.

point of view, it is conventional to use nuclear magnetons, [NM], for all baryons, for which we also define the corresponding *natural nuclear magnetons*, [nNM]. These are simply the special cases with $B = N$ of the above

TABLE II. Baryon anomalous magnetic moments, $\delta\mu_B$, in [nBM], Eq. (7). The first uncertainty is statistical, while the second is the fitting systematic including that from the choice of fit functions. Ensemble I necessarily maintains exact U -spin symmetry, leading to repeated entries. Experimental values derived from Ref. [68] are given in [BM].

B	$\delta\mu_B$ [nBM]		$\delta\mu_B$ [BM] Experiment [68]
	I	III	
p	2.052(14)(34)	1.895(22)(51)	1.7929(0)
Σ^+	2.052(14)(34)	2.087(18)(44)	2.116(13)
n	-1.982(03)(19)	-1.908(08)(37)	-1.9157(0)
Ξ^0	-1.982(03)(19)	-1.894(10)(33)	-1.752(20)
Σ^-	-0.136(14)(32)	-0.206(21)(43)	-0.480(32)
Ξ^-	-0.136(14)(32)	0.049(16)(34)	0.0834(35)

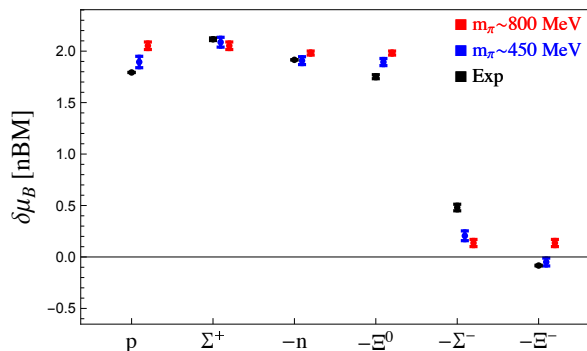


FIG. 2. The anomalous magnetic moments of the octet baryons in [nBM] compared with experiment in [BM]. The shorthand notation $\mu_{-B} \equiv -\mu_B$ is used for display purposes. The Σ^- and Ξ^- baryons magnetically behave close to point-like Dirac particles. The non point-like structure of the remaining baryons is approximately the same (up to clockwise versus counter-clockwise circulation of current).

units, namely

$$[\text{NM}] = \frac{e}{2M_N}, \quad [\text{nNM}] = \frac{e}{2M_N(m_\pi)}. \quad (8)$$

Such units proved advantageous in our studies of magnetic moments of light nuclei [33–35].

To convert magnetic moments from lattice magneton units to [NM], they are multiplied by aM_N , requiring knowledge of the lattice spacing. The results of our LQCD calculations of the octet baryon magnetic moments in [NM] are given in Table VIII in Appendix A, and are shown in Fig. 1, along with their experimental values. In these units, considerable pion-mass dependence is generally observed but, curiously, the magnetic moments of the Ξ baryons appear relatively insensitive. This situation changes somewhat when the moments are instead

converted into [nNM]. Results in these units are also shown in Fig. 1, and are obtained by multiplying the lattice magneton values by $aM_N(m_\pi)$. Note that this does not introduce scale-setting uncertainties. The situation clarifies even further when using [nBM], for which the lattice magneton values are multiplied by $aM_B(m_\pi)$. These values are also shown in Fig. 1, and can be obtained from Table II. Magnetic moments expressed in [nBM] show the mildest pion-mass dependence, moreover, they are close to the experimental values, even at large quark masses.

Another salient feature of the [nBM] units is that the Dirac contribution to the magnetic moment can be readily subtracted, leaving the anomalous magnetic moment,

$$\delta\mu_B [\text{nBM}] = \mu_B [\text{nBM}] - Q_B, \quad (9)$$

which vanishes for a point-like particle. The Dirac moment is a short-distance contribution to the magnetic moment, and in our LQCD calculations it is fixed through the implementation of the external field through link variables. This emerges from the lattice Ward-Takahashi identity, because the corresponding electromagnetic current is the conserved point-split current. Thus non-vanishing anomalous magnetic moments provide a more direct probe of bound-state structure. The values are given in Table II, and are shown graphically in Fig. 2. On the scale of fractions of [nBM], we strikingly see anomalous magnetic moments only having values $\delta\mu_B \sim \pm 2$ and $\delta\mu_B \sim 0$, for all six baryons with $I_3 \neq 0$ (the Λ and Σ^0 will be discussed later). The latter value is approximately attained for both the Σ^- and Ξ^- baryons, and suggests that their magnetic structure deviates very little from point-like particles. These striking features in Fig. 2 will be subsequently linked to the NRQM, and discussed in the context of the large- N_c limit of QCD.

B. Extrapolations

1. Pion-Mass Extrapolation

The LQCD results reveal rather mild pion-mass dependence of the baryon magnetic moments when given in [nBM]. As a result, rudimentary extrapolations of the LQCD results to the physical pion mass are attempted.⁶ Due to missing sea-quark contributions on Ensemble III, the isovector and isoscalar magnetic moments are extrapolated separately; and, as the Dirac contribution is free from pion-mass dependence in [nBM], only the anomalous parts of the isovector and isoscalar magnetic moments are extrapolated. We assume the dependence on the pion mass is quadratic, and perform extrapolations using

$$\delta\mu_B^I(m_\pi^2) = \delta\mu_B^I(0) + A_B^I m_\pi^2, \quad (10)$$

TABLE III. Rudimentary extrapolation of anomalous magnetic moments, $\delta\mu_B$, to the physical pion mass. The first uncertainties are statistical, while the second uncertainties are from systematics. The extrapolated values are obtained from assuming quadratic dependence on the pion mass, and compared with the experimentally determined values. For each moment, we extrapolate LQCD results from Ensembles I and III to the physical pion mass, as well as results from Ensembles II and III, which have quite similar lattice spacings.

$\delta\mu_B$ [nBM]	I	II	III	Extrapolated	Experiment [BM]
$p - n$	4.034(15)(40)	3.70(07)(15)	3.802(25)(67)	3.71(12)	3.71(00)
$\Sigma^+ - \Sigma^-$	2.188(21)(48)	1.91(08)(17)	2.293(28)(63)	2.34(12)	2.60(05)
$\Xi^0 - \Xi^-$	-1.846(14)(35)	-1.784(30)(74)	-1.943(18)(46)	-1.983(88)	-1.835(23)
$p + n$	0.071(14)(38)	0.02(07)(14)	-0.013(22)(59)	-0.05(11)	-0.12(00)
$\Sigma^+ + \Sigma^-$	1.917(19)(44)	1.80(07)(15)	1.881(27)(60)	1.87(12)	1.64(05)
$\Xi^0 + \Xi^-$	-2.117(15)(39)	-1.896(30)(77)	-1.845(19)(50)	-1.73(10)	-1.67(02)

for each of the baryon isospin multiplets, $B = N, \Sigma$, and Ξ . The superscript I is used to reflect that separate extrapolations are performed for the anomalous part of isovector and isoscalar moments.⁷

Using the magnetic moments determined on Ensembles I–III, quadratic extrapolations to the physical pion mass, as in Eq. (10), are performed for each anomalous isovector and isoscalar moment, with the results given in Table III. The extrapolations are performed using pairs of ensembles. Ensembles I and III represent the highest precision calculations, while Ensembles II and III have the most similar lattice spacings. Despite the simplicity of the fits, the extrapolated values agree with experiment within uncertainties, as exemplified in Fig. 3. The uncertainties on extrapolated values are obtained by re-sampling the LQCD results uniformly within $\pm 1\sigma$ and re-fitting. While there appears to be a systematic trend in the extrapolated values using LQCD results from En-

sembles II and III, namely they are larger in magnitude than those obtained from Ensembles I and III, the level of precision currently prevents a definitive conclusion from being drawn.

The success of these simple pion-mass extrapolations is perhaps suggestive of an underlying expansion scheme. Rescaling the magnetic moments to [nBM] seems to account for most of the quark-mass dependence within each U -spin multiplet. The residual U -spin breaking might then be perturbative, depending on powers of the quark-mass difference $m_d - m_s$. The pion mass-squared extrapolations account for one insertion of this U -spin breaking quark-mass operator, but, with the assumption that the pion mass-squared remains linear in the quark mass. With the fixed strange-quark mass in our calculations, however, such a U -spin expansion cannot presently be tested. It would be quite interesting to study U -spin breaking in magnetic moments using the quark-mass tuning scheme of Refs. [71, 72], in which the singlet quark mass is held fixed. For this approach, polynomial U -spin breaking could be tested due to the variable light- and strange-quark masses, and without the rather long pion-mass extrapolation required here.

2. Continuum Extrapolation

The continuum limit of the magnetic moments can be investigated from the values computed on Ensembles I and II. The small difference $\sim 5\%$ in pion mass is expected to be entirely negligible for magnetic moments expressed in [nBM]. Bearing in mind the reduced statistics on Ensemble II, the magnetic moments in units of [nBM] are compared in Table IV for Ensembles I and II. Notice

⁶ Note that with the limited data sets available a combined pion mass and continuum extrapolation is not practicable.

⁷ In the case of isovector magnetic moments, linear pion-mass dependence emerges when one considers $SU(2)$ chiral corrections to the baryon magnetic moments about the $m_\pi = 0$ limit. While the isoscalar magnetic moments receive m_π^2 corrections about the $SU(2)$ chiral limit, see, e.g., Ref. [69], the relevant symmetry group for our LQCD calculation at $m_\pi \sim 450$ MeV is $SU(4|2)$ due to the vanishing electric charges of sea quarks. Expanding (valence) isoscalar magnetic moments about the $SU(4|2)$ chiral limit, gives rise to linear pion-mass dependence [70]. The choice of a linear extrapolation is not well motivated by such considerations, because the present calculations are far from the chiral limit. Adopting a linear Ansatz, however, leads to consistent results for extrapolated values, albeit with somewhat increased uncertainties.

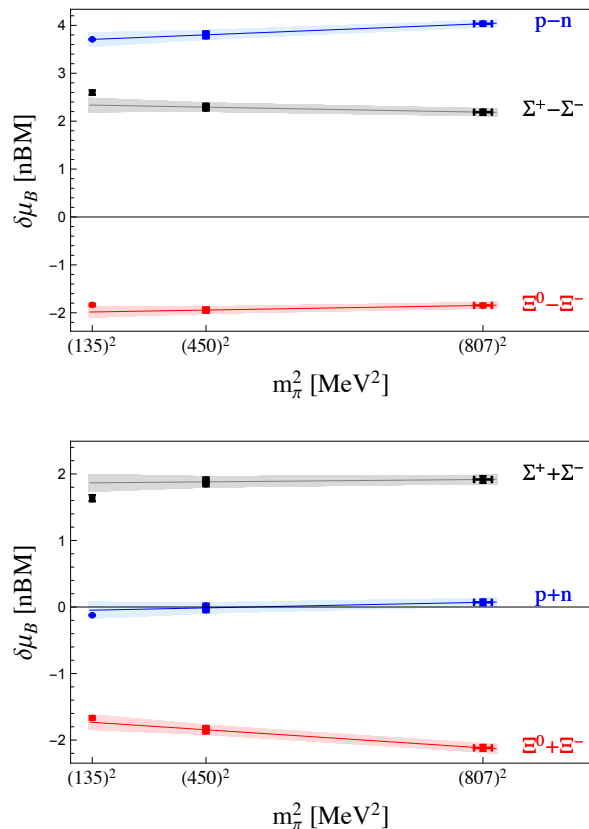


FIG. 3. Quadratic pion-mass extrapolation of the anomalous part of the isovector and isoscalar magnetic moments from Ensembles I and III in [nBM]. Isovector magnetic moments are free of quark-disconnected contributions; subtracting the Dirac part does not change this because it arises solely from valence quarks. With $SU(3)_F$ breaking, the isoscalar moments on Ensemble III require disconnected contributions that have not been determined. Removing the Dirac part, moreover, makes the resulting moments more sensitive to these missing contributions. The shorthand $\mu_{A\pm B} \equiv \mu_A \pm \mu_B$ for sums and differences of the baryon magnetic moments is used. Experimental values are given in [BM], and have not been included in any of these fits.

that the extracted magnetic moments from Ensemble II have statistical uncertainties which are 2–4 times larger than those from Ensemble I. This scaling is consistent with the differing sizes of the ensembles.

While the fermion action has only been perturbatively improved, with corrections naively scaling as $\mathcal{O}(\alpha_s^2 a)$, the value of the clover coefficient with tadpole improvement is consistent with that obtained from non-perturbative $\mathcal{O}(a)$ improvement, effectively leaving $\mathcal{O}(a^2)$ uncertainties. Because the vector current is implemented through the link fields, Eq. (1), it inherits the same level of discretization effects. Thus the magnetic moments are assumed to have quadratic dependence on the lattice spacing near the continuum limit, of the form

$$\delta\mu_B(a) = \delta\mu_B(0) + C_B a^2. \quad (11)$$

TABLE IV. Lattice-spacing dependence of baryon anomalous magnetic moments, $\delta\mu_B$, determined in [nBM], Eq. (7), at a pion mass of $m_\pi \sim 800 \text{ MeV}$. The first uncertainty quoted is statistical; the second is systematic, while the uncertainty on the extrapolated values combines the statistical and systematic uncertainties in quadrature.

	$\delta\mu_B$ [nBM]		
	I	II	Extrapolation
p, Σ^+	2.052(14)(34)	1.86(07)(13)	1.67(34)
n, Ξ^0	-1.982(03)(19)	-1.840(10)(19)	-1.705(76)
Σ^-, Ξ^-	-0.136(14)(32)	-0.056(28)(67)	-0.02(19)

Results of continuum extrapolations using Eq. (11) are given in Table IV, and shown in Fig. 4. With the Dirac contributions removed, the anomalous magnetic moments should be more sensitive to the lattice spacing, but it is found that the continuum extrapolated values for the charged baryons are consistent with those computed on the coarse ensemble.

The magnetic moment of the U -spin triplet containing the neutron and Ξ^0 exhibits the strongest lattice-spacing dependence in absolute terms. The difference between magnetic moments on the coarse ensemble and the continuum-extrapolated value is relatively large and the coarse result is more than 3σ from the extrapolated result. The anomalous magnetic moment of the U -spin doublet consisting of Σ^- and Ξ^- baryons, however, exhibits the greatest *relative* change because the values are quite small and the extrapolated result is consistent with zero. This is surprising and suggests that the deviation from point-like magnetic moments computed on Ensembles I and II could just be a lattice-spacing artifact. Better statistics and computations at an additional lattice spacing are needed to support this conclusion. It would additionally be interesting to compute the magnetic form factors of these baryons, in order to understand the distributions of charged currents that ultimately give rise to magnetic moments that are close to those of point-like particles.

IV. MAGNETIC MOMENT RELATIONS

The curious pattern of baryon anomalous magnetic moments exhibited in Fig. 2 motivates further investigation of the relations between them. An examination of the deviations from the Coleman-Glashow relations leads us to consider relations between the magnetic moments that hold in the NRQM and/or in the large- N_c limit of QCD, and deviations therefrom.

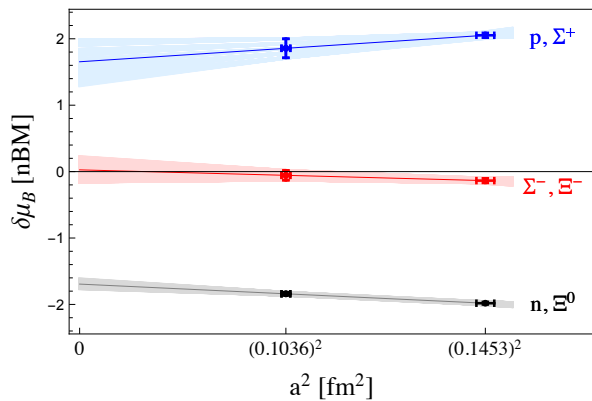


FIG. 4. Illustration of the lattice-spacing dependence of baryon anomalous magnetic moments from Table IV.

A. $SU(3)_F$ Symmetry and the Coleman-Glashow Relations

In the limit of $SU(3)_F$ symmetry, the lightest spin-half baryons form an octet, where the states are conventionally embedded as

$$B_i^j = \begin{pmatrix} \frac{1}{\sqrt{2}}\Sigma^0 + \frac{1}{\sqrt{6}}\Lambda & \Sigma^+ & p \\ \Sigma^- & -\frac{1}{\sqrt{2}}\Sigma^0 + \frac{1}{\sqrt{6}}\Lambda & n \\ \Xi^- & \Xi^0 & -\frac{2}{\sqrt{6}}\Lambda \end{pmatrix}_i^j, \quad (12)$$

which transforms as $B \rightarrow VBV^\dagger$ under a transformation parametrized by $V \in SU(3)_F$. Electromagnetic interactions break the $SU(3)_F$ symmetry due to the different quark electric charges, which appear in the matrix

$$Q_i^j = \text{diag} \left(\frac{2}{3}, -\frac{1}{3}, -\frac{1}{3} \right)_i^j. \quad (13)$$

As a result, the baryon magnetic moment operators, which contain one insertion of Q , are not $SU(3)_F$ invariant. Such symmetry breaking is most easily accounted for by promoting the charge matrix to a spurion field transforming as $Q \rightarrow VQV^\dagger$, forming invariant operators using this field, and then allowing Q to pick up the value in Eq. (13).

With $SU(3)_F$ symmetry there are only two independent magnetic moment operators in the Hamiltonian density

$$\mathcal{H} = -\frac{e \boldsymbol{\sigma} \cdot \mathbf{B}}{2M_B} \left[\mu_D \langle \bar{B} \{ Q, B \} \rangle + \mu_F \langle \bar{B} [Q, B] \rangle \right], \quad (14)$$

where the angled brackets denote the trace over $SU(3)_F$ indices, namely $\langle A \rangle \equiv A_i^i$. For the six octet baryons with $I_3 \neq 0$, there are four relations between their magnetic moments resulting from this Hamiltonian density. The remaining two baryons with $I_3 = 0$ will be discussed in Sec. V. Magnetic moment relations which emerge from Eq. (14) were first obtained by Coleman and Glashow [6],

TABLE V. The sums and differences of magnetic moments in units of [nNM] and [nBM] that vanish in the $SU(3)_F$ -symmetric limit. The first uncertainty is statistical, while the second is systematic. The abbreviation ‘‘C-P’’ indicates the sum of the six baryon magnetic moments in Eq. (17).

	μ_B [nNM]		μ_B [NM]
	I	III	Experiment
$p - \Sigma^+$	0	0.081(15)(34)	0.33(1)
$\Xi^0 - n$	0	0.264(10)(41)	0.663(14)
$\Xi^- - \Sigma^-$	0	0.274(20)(42)	0.509(26)
$p + n + \Sigma^-$	-0.065(20)(49)	-0.112(29)(72)	-0.280(25)
C-P	-0.065(20)(49)	0.116(22)(54)	0.139(26)
	μ_B [nBM]		μ_B [BM]
	I	III	Experiment
$p - \Sigma^+$	0	-0.192(15)(34)	-0.323(13)
$\Xi^0 - n$	0	0.014(11)(43)	0.164(20)
$\Xi^- - \Sigma^-$	0	0.255(23)(47)	0.564(35)
$p + n + \Sigma^-$	-0.065(20)(49)	-0.219(31)(74)	-0.603(32)
C-P	-0.065(20)(49)	0.011(24)(58)	-0.078(34)

and should describe exactly the LQCD results obtained on the $SU(3)_F$ -symmetric ensembles. From Eq. (14), there are three U -spin symmetry relations, see Eq. (3), which dictate the equalities

$$\mu_p = \mu_{\Sigma^+}, \quad \mu_n = \mu_{\Xi^0}, \quad \text{and} \quad \mu_{\Sigma^-} = \mu_{\Xi^-}. \quad (15)$$

The correlation functions from which these moments are extracted satisfy analogous relations configuration-by-configuration on Ensembles I and II. Additionally, there is the non-trivial constraint

$$\mu_p + \mu_n + \mu_{\Sigma^-} = 0, \quad (16)$$

that emerges on Ensembles I and II after averaging over gauge configurations and is a useful check of the lattice results. As there is additional $SU(3)_F$ breaking due to quark mass differences on Ensemble III, as well as in nature, we investigate the size of deviations from the Coleman-Glashow relations by computing sums and differences of magnetic moments that vanish in the $SU(3)_F$ -symmetric limit. Results are tabulated in Table V.

The Coleman-Glashow relations obviously also emerge in the $SU(3)_L \times SU(3)_R$ chiral limit in which $m_u = m_d = m_s = 0$, with corrections occurring at next-to-leading order (NLO) in the chiral expansion. Such NLO corrections can be eliminated in forming the smaller set of so-called Caldi-Pagels relations [10]. Of interest here is the sum of all six $I_3 \neq 0$ baryon magnetic moments

$$\mu_{\text{C-P}} \equiv \frac{1}{2} \left[\mu_p + \mu_n + \mu_{\Sigma^+} + \mu_{\Sigma^-} + \mu_{\Xi^0} + \mu_{\Xi^-} \right]. \quad (17)$$

This sum vanishes up to next-to-next-to-leading order (NNLO) corrections in the chiral expansion, which scale

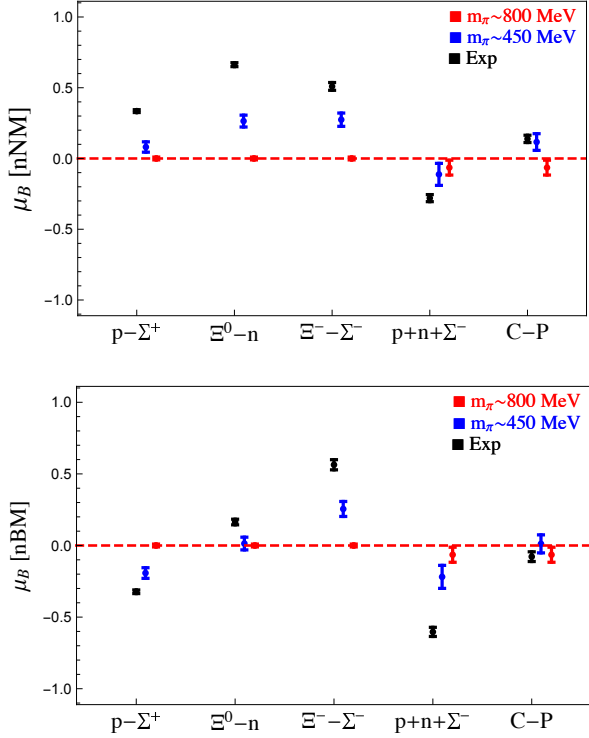


FIG. 5. The four Coleman-Glashow relations between magnetic moments, and the Caldi-Pagels relation are compared with experiment. For the $m_\pi \sim 450 \text{ MeV}$ data, the quark-disconnected contributions have been neglected. The results of the LQCD calculations are presented in both [nNM] and [nBM], while the corresponding experimental results are given in [NM] and [BM], respectively.

parametrically as $m_K^2/\Lambda_\chi^2 \sim 15\%$. The factor of $\frac{1}{2}$ has been chosen so that $\mu_{\text{C-P}}$ reduces to the relation in Eq. (16) with unit normalization in the limit of U -spin symmetry. Results for $\mu_{\text{C-P}}$ are also given in Table V. For each magnetic moment relation, the results are given in [nNM], as well as [nBM], and are shown in Fig. 5. The LQCD results at $m_\pi \sim 450 \text{ MeV}$ are found to be closer to the $SU(3)_F$ limit than to experiment, as expected. Surprisingly, using [nBM] units substantially reduces $SU(3)_F$ breaking only in the case of $\mu_{\Xi^0} - \mu_n$.

From the LQCD results on Ensemble I, the two independent magnetic moments, μ_D and μ_F , which we refer to as Coleman-Glashow moments, can be determined at $m_\pi \sim 800 \text{ MeV}$. Using the Hamiltonian density in Eq. (14), three baryon magnetic moments not related by U -spin symmetry are

$$\begin{aligned}\mu_p &= \left(\frac{1}{3}\mu_D + \mu_F\right) [\text{nBM}], \\ \mu_n &= -\frac{2}{3}\mu_D [\text{nBM}], \\ \mu_{\Sigma^-} &= \left(\frac{1}{3}\mu_D - \mu_F\right) [\text{nBM}].\end{aligned}\quad (18)$$

A correlated fit to results for these magnetic moments

leads to

$$\begin{aligned}\mu_D(m_\pi = 800 \text{ MeV}) &= 2.958(35) [\text{nNM}], \\ \mu_F(m_\pi = 800 \text{ MeV}) &= 2.095(34) [\text{nNM}],\end{aligned}\quad (19)$$

where the quoted uncertainties are quadrature-combined statistical and systematic uncertainties. These values and their correlated uncertainties are shown in Fig. 6.

The values of μ_D and μ_F can be estimated at $m_\pi \sim 450 \text{ MeV}$, after making additional assumptions. While $SU(3)_F$ symmetry is not exact, there are only small deviations from the Coleman-Glashow relations on Ensemble III. To estimate the couplings, the proton and neutron magnetic moments are best; because, for these baryons, $SU(3)_F$ breaking arises only from the quark sea. This effect from the strange sea quark is proportional to $(m_s - m_l)/N_c$, where $N_c = 3$ is the number of colors; hence, the expected size on Ensemble III is $\sim 6\%$, which reflects $\sim 50\%$ reduction in flavor-symmetry breaking on Ensemble III compared to experiment. The extraction of Coleman-Glashow moments on Ensemble III using the proton and neutron magnetic moments results in

$$\begin{aligned}\mu_D(m_\pi = 450 \text{ MeV}) &= 2.86(08)(16) [\text{nNM}], \\ \mu_F(m_\pi = 450 \text{ MeV}) &= 1.94(08)(11) [\text{nNM}],\end{aligned}\quad (20)$$

where the first uncertainty reflects the quadrature-combined statistical and systematic uncertainty, and the second estimates the effect due to the non-degenerate strange sea quark. These values are included in Fig. 6.

A similar analysis of the experimentally measured proton and neutron magnetic moments, leads to

$$\begin{aligned}\mu_D(m_\pi = 135 \text{ MeV}) &= 2.87(32) [\text{nNM}], \\ \mu_F(m_\pi = 135 \text{ MeV}) &= 1.84(20) [\text{nNM}],\end{aligned}\quad (21)$$

where the leading $SU(3)_F$ -breaking effects from the quark sea are estimated to be $\sim 11\%$. Interestingly, the values of the Coleman-Glashow moments are found to exhibit only mild quark-mass dependence. Moreover, the nearness of these coefficients to integer values is intriguing and highly suggestive of the NRQM.

χ PT can be used to estimate the $SU(3)_L \times SU(3)_R$ chiral-limit values of the Coleman-Glashow moments. Beyond LO, however, these calculations subsume quark-mass dependence into the couplings, which consequently become scale and scheme dependent. This can be remedied with future LQCD computations in which the pion-mass dependence is accounted for, however, phenomenological analyses cannot resolve this dependence. As a result, we use the determinations of μ_D and μ_F from Ref. [73], which employs a scheme in which the extracted parameters are relatively stable between the NLO and NNLO calculations, and estimates of the nucleon mass in the three-flavor chiral limit from the BMW collaboration [74]. We use values obtained from the NNLO calculation [73], which includes the decuplet degrees of freedom, and arrive at

$$\begin{aligned}\mu_D(m_\pi = 0) &= 3.8(1.1) [\text{nNM}], \\ \mu_F(m_\pi = 0) &= 2.5(0.6) [\text{nNM}],\end{aligned}\quad (22)$$

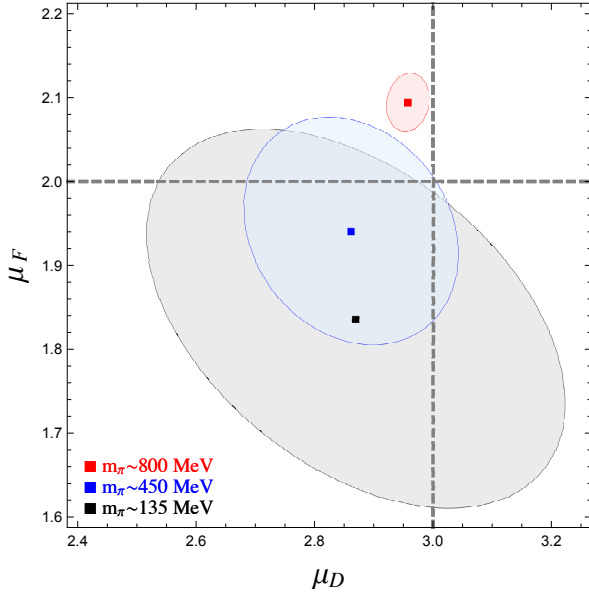


FIG. 6. Extracted values for the Coleman-Glashow moments, μ_D and μ_F , from Ensembles I and III, and experiment. The error ellipses represent the uncertainty in these extractions due to both statistical and systematic uncertainties. For Ensemble III and experiment, the latter includes an estimate $SU(3)_F$ breaking due to the quark sea. Integer values that are suggestive of the NRQM are shown with the dashed lines.

where the quoted uncertainties arise from the difference between the NNLO and NLO values, and also the uncertainty in the three-flavor chiral limit value of the nucleon mass. These chiral-limit estimates are consistent with those obtained from a similar analysis of magnetic moments treating only the kaon-mass dependence [75], as well as computations without explicit decuplet baryons [76]. Unfortunately, the relatively large uncertainties preclude definite conclusions from being drawn about the values, other than that they are consistent with the Coleman-Glashow moments extracted from the $SU(3)_F$ -symmetric ensemble. LQCD calculations of both the nucleon mass and their magnetic moments at very light pion and kaon masses would greatly reduce these uncertainties, and LQCD appears to be the only reliable tool with which to make such refinements.

B. The NRQM

The baryon magnetic moments can be compared to those in the NRQM. Assuming strong isospin symmetry, there are two constituent quark masses, M_Q for the light quarks and M_S for the strange quark, and hence there are only two independent magnetic moments. These moments can be utilized to write the NRQM predictions in terms of a constituent quark magneton unit, which we

define by

$$[\text{cQM}] = \frac{e}{2M_Q}, \quad (23)$$

and the ratio of constituent quark masses

$$\lambda = M_Q/M_S. \quad (24)$$

By virtue of their fractional electric charges, the magnetic moments of the up and down constituent quarks are written in terms of the constituent quark magneton simply as $\mu_u = \frac{2}{3} [\text{cQM}]$ and $\mu_d = -\frac{1}{3} [\text{cQM}]$, while for the strange constituent quark, $\mu_s = -\frac{1}{3}\lambda [\text{cQM}]$. With these definitions, the NRQM predictions for the nucleon magnetic moments take the form

$$\begin{aligned} \mu_p &= \frac{4}{3}\mu_u - \frac{1}{3}\mu_d = 1 [\text{cQM}], \\ \mu_n &= -\frac{1}{3}\mu_u + \frac{4}{3}\mu_d = -\frac{2}{3} [\text{cQM}]. \end{aligned} \quad (25)$$

Comparing these model predictions with the Coleman-Glashow expectation for the neutron magnetic moment, Eq. (18), one can identify

$$[\text{cQM}] = \mu_D [\text{BM}], \quad (26)$$

hence the NRQM gives rise to $\mu_D = [\text{cQM}]/[\text{BM}] = M_B/M_Q$, which is simply the ratio of the baryon mass to the constituent quark mass. Furthermore, combining the NRQM prediction for the proton magnetic moment with expectations from $SU(3)_F$ symmetry yields the relation $\mu_F = \frac{2}{3}M_B/M_Q$. While the baryon mass is generally less than the sum of its constituent quark masses due to binding, assuming that the constituent quarks in the NRQM are noninteracting leads to the integer values $\mu_D = +3$ and $\mu_F = +2$, which are indicated in Fig. 6.

The hyperon magnetic moments in the NRQM, moreover, are given by the expressions

$$\begin{aligned} \mu_{\Sigma^+} &= \frac{4}{3}\mu_u - \frac{1}{3}\mu_s = \left(\frac{8}{9} + \frac{1}{9}\lambda\right) [\text{cQM}], \\ \mu_{\Sigma^-} &= \frac{4}{3}\mu_d - \frac{1}{3}\mu_s = -\left(\frac{4}{9} - \frac{1}{9}\lambda\right) [\text{cQM}], \\ \mu_{\Xi^0} &= -\frac{1}{3}\mu_u + \frac{4}{3}\mu_s = -\left(\frac{2}{9} + \frac{4}{9}\lambda\right) [\text{cQM}], \\ \mu_{\Xi^-} &= -\frac{1}{3}\mu_d + \frac{4}{3}\mu_s = \left(\frac{1}{9} - \frac{4}{9}\lambda\right) [\text{cQM}], \end{aligned} \quad (27)$$

which depend on the strange constituent quark mass through λ . Confronting LQCD results with the NRQM predictions enables determinations of the constituent quark masses at unphysical values of the (current) quark masses. For example, the three isovector combinations of magnetic moments

$$\begin{aligned} \Delta\mu_N &\equiv \mu_p - \mu_n, \\ \Delta\mu_\Sigma &\equiv \mu_{\Sigma^+} - \mu_{\Sigma^-}, \\ \Delta\mu_\Xi &\equiv \mu_{\Xi^-} - \mu_{\Xi^0}, \end{aligned} \quad (28)$$

TABLE VI. Constituent quark masses and ratios extracted from the NRQM predictions of baryon magnetic moments, based upon the relations in Eqs. (28), (31), and (32). To obtain these model parameters, the magnetic moments determined on Ensembles I and III, as well as the experimental values are used.

[nNM] ⁻¹	M _Q /M _N		
	I	III	Experiment
$\frac{5}{3}\Delta\mu_N^{-1}$	0.3311(10)(26)	0.3471(18)(48)	0.3542(0)
$\frac{4}{3}\Delta\mu_\Sigma^{-1}$	0.3184(16)(37)	0.3409(23)(50)	0.3685(36)
$\frac{1}{3}\Delta\mu_\Xi^{-1}$	0.395(07)(17)	0.408(08)(20)	0.556(15)
[nBM] ⁻¹	M _Q /M _B		
	I	III	Experiment
$\frac{5}{3}\Delta\mu_N^{-1}$	0.3311(10)(26)	0.3471(18)(48)	0.3542(0)
$\frac{4}{3}\Delta\mu_\Sigma^{-1}$	0.3184(16)(37)	0.3107(21)(46)	0.2900(28)
$\frac{1}{3}\Delta\mu_\Xi^{-1}$	0.395(07)(17)	0.354(07)(17)	0.396(11)
	λ = M _Q /M _S		
	I	III	Experiment
λ _{NΣ}	0.776(30)(67)	0.640(42)(88)	0.147(64)
λ _{ΣΣ}	0.747(31)(69)	0.630(44)(91)	0.153(68)
λ _{ΞΣ}	0.922(24)(59)	0.75(05)(11)	0.23(11)
λ _{NΞ}	1.056(07)(17)	0.857(08)(19)	0.6777(50)
λ _{ΣΞ}	1.015(05)(12)	0.842(08)(19)	0.705(12)
λ _{ΞΞ}	1.260(30)(68)	1.009(28)(60)	1.064(37)

R _X	Ratios			
	I	III	Experiment	NRQM
R _N	1.027(05)(15)	1.012(08)(25)	0.9732(0)	1.00
R _{NΣ}	1.057(05)(15)	1.026(07)(22)	0.9456(91)	1.00
R _{NΞ}	0.854(14)(33)	0.858(17)(44)	0.627(17)	1.00
R _{ΣΞ}	0.808(17)(40)	0.837(18)(43)	0.663(25)	1.00
R _S	0.736(33)(75)	0.75(05)(11)	0.216(96)	1.00

are independent of the strange constituent quark mass, from which the constituent quark magneton unit can be extracted,

$$\frac{e}{2M_Q} = \frac{3}{5}\Delta\mu_N = \frac{3}{4}\Delta\mu_\Sigma = 3\Delta\mu_\Xi. \quad (29)$$

Values of these quantities in units of [nNM] allow for various determinations of the mass ratio M_N/M_Q , while examining them in units of [nBM] provide extractions of M_B/M_Q . The LQCD results for these quantities, along with their experimental values, are collected in Table VI, and displayed in Fig. 7. The M_Q values obtained from the isovector relations involving the nucleon and Σ are similar in both units, but show a modest systematic trend in pion mass. However, the corresponding ratios obtained from the isovector magnetic moment of the Ξ exhibit much greater pion-mass dependence. The value

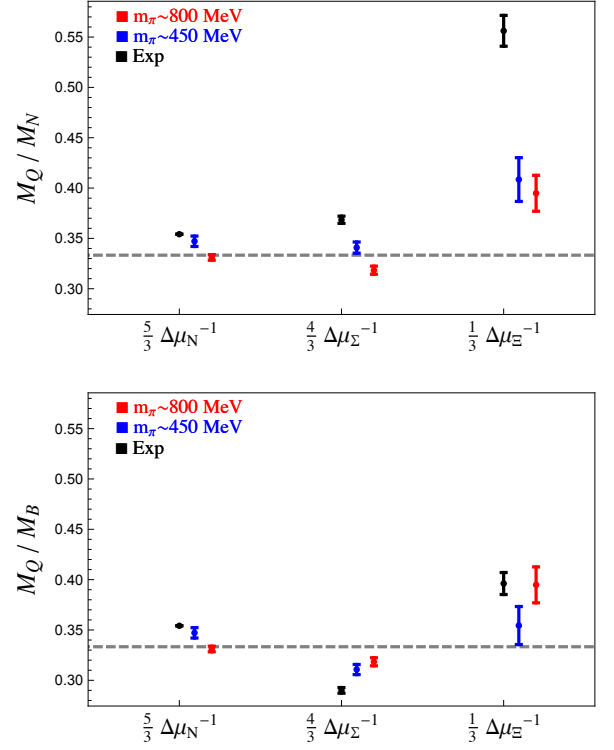


FIG. 7. Ratios of the light constituent quark mass to baryon mass determined from the isovector magnetic moment relations in Eq. (28). Magnetic moments expressed in [nNM] permit an extraction of M_Q/M_N (upper panel), while moments expressed in [nBM] permit an extraction of M_Q/M_B (lower panel). The dashed horizontal line indicates a mass ratio of $\frac{1}{3}$ that is expected in the NRQM.

$M_Q/M_N \sim 0.55$ inferred from the experimental determination of $\Delta\mu_\Xi$ suggests additional $SU(3)_F$ breaking beyond the NRQM. Consistent with observations made above, the level of $SU(3)_F$ breaking is reduced by employing [nBM] units.

Values for M_S can be isolated from linear combinations of hyperon magnetic moments. From Eq. (27), there are two such possibilities,

$$\frac{e}{2M_S} = 3(\mu_{\Sigma^+} + 2\mu_{\Sigma^-}) = -\frac{3}{4}(\mu_{\Xi^0} + 2\mu_{\Xi^-}). \quad (30)$$

Ratios of these quantities to those appearing in Eq. (29) permit determinations of the constituent quark mass ratio λ in the six ways

$$\begin{aligned} \lambda_{N\Sigma} &= 5 \frac{\mu_{\Sigma^+} + 2\mu_{\Sigma^-}}{\mu_p - \mu_n}, & \lambda_{\Sigma\Sigma} &= 4 \frac{\mu_{\Sigma^+} + 2\mu_{\Sigma^-}}{\mu_{\Sigma^+} - \mu_{\Sigma^-}}, \\ \lambda_{\Xi\Sigma} &= \frac{\mu_{\Sigma^+} + 2\mu_{\Sigma^-}}{\mu_{\Xi^-} - \mu_{\Xi^0}}, & \lambda_{N\Xi} &= -\frac{5}{4} \frac{\mu_{\Xi^0} + 2\mu_{\Xi^-}}{\mu_p - \mu_n}, \\ \lambda_{\Sigma\Xi} &= -\frac{\mu_{\Xi^0} + 2\mu_{\Xi^-}}{\mu_{\Sigma^+} - \mu_{\Sigma^-}}, & \lambda_{\Xi\Xi} &= -\frac{1}{4} \frac{\mu_{\Xi^0} + 2\mu_{\Xi^-}}{\mu_{\Xi^-} - \mu_{\Xi^0}}, \end{aligned} \quad (31)$$

where the first subscript denotes the relation in Eq. (29) that gives M_Q , and the second denotes the relation that

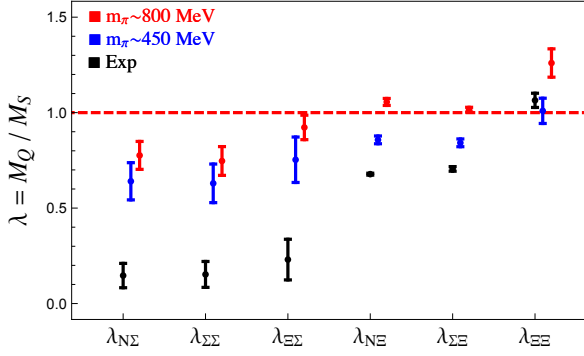


FIG. 8. Values of $\lambda = M_Q/M_S$ determined from the relations in Eq. (31). The dashed horizontal line indicates the expectation in the $SU(3)_F$ -symmetric limit.

gives M_S . The values of λ determined from these relations are collected in Table VI, and shown in Fig. 8. A generic feature of the extracted values of λ is that those obtained from Ensemble III are closer to unity than those obtained from experiment, as expected from $SU(3)_F$ symmetry. Aside from this gross feature, differing results for the six ratios are suggestive of additional $SU(3)_F$ breaking beyond the NRQM predictions; and, when considering the entire baryon octet, the constituent quark magnetic moments are not exactly identical to their Dirac moments. The ratio $M_Q/M_S \gtrsim 1$ determined exclusively from the Ξ magnetic moments is quite interesting.

Notice that $SU(3)_F$ -symmetric LQCD results in Fig. 8 can deviate from $\lambda = 1$. This indicates values of the magnetic moments that, while consistent with $SU(3)_F$ symmetry, are inconsistent with the NRQM at some level. While the quantities $\lambda_{\Xi\Sigma}$ and $\lambda_{\Xi\Xi}$ are equal to unity for any values of the Coleman-Glashow moments, the others can take a range of values. Only for the integer values $\mu_D = 3$ and $\mu_F = 2$ will all λ determinations equal unity. The small deviations of μ_D and μ_F from these integer values, as shown in Fig. 6, give rise to the deviations from unity that are noticeable in Fig. 8.

Ratios of magnetic moments can be compared to NRQM predictions; and, as they are insensitive to the overall choice of units, they provide complementary information to the previously considered relations. Normalizing them so that predicted values in the NRQM are unity, leads to the relevant combinations

$$R_N = -\frac{2}{3} \frac{\mu_p}{\mu_n}, \quad R_{N\Sigma} = -\frac{1}{2} \frac{\mu_{\Sigma^+} - \mu_{\Sigma^-}}{\mu_n},$$

$$R_{N\Xi} = -2 \frac{\mu_{\Xi^-} - \mu_{\Xi^0}}{\mu_n}, \quad R_{\Sigma\Xi} = 4 \frac{\mu_{\Xi^-} - \mu_{\Xi^0}}{\mu_{\Sigma^+} - \mu_{\Sigma^-}}. \quad (32)$$

These ratios each compare two determinations of M_Q , and note that one of the three ratios $R_{N\Sigma}$, $R_{N\Xi}$, and $R_{\Sigma\Xi}$ is redundant. A further ratio,

$$R_S = -4 \frac{\mu_{\Sigma^+} + 2\mu_{\Sigma^-}}{\mu_{\Xi^0} + 2\mu_{\Xi^-}}, \quad (33)$$

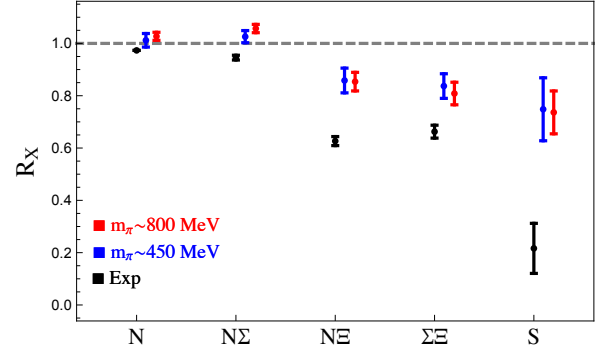


FIG. 9. The magnetic moment ratios R_X for $X = N, N\Sigma, N\Xi, \Sigma\Xi,$ and S , which are predicted to be unity in the NRQM, see Eqs. (32) and (33).

TABLE VII. Ratios of combinations of the baryon magnetic moments that are predicted to be unity in the large- N_c limit [77], as given in Eqs. (35)–(37). The uncertainties in the LQCD results correspond to the statistical and systematic, respectively. The order, \mathcal{O} , in the large- N_c expansion is shown at which deviations from unity are expected, with Δm_q denoting corrections from $SU(3)_F$ breaking. Relations marked with a “*” correspond to ratios that are also predicted to be unity in the NRQM.

X	\mathcal{R}_X			\mathcal{O}
	I	III	Exp	
$S7^*$	1.105(10)(24)	1.080(17)(41)	1.213(36)	$1/N_c$
$V10_1$	1.202(04)(10)	1.228(07)(16)	1.301(13)	$1/N_c$
$V10_2$	0.8014(28)(66)	0.818(05)(11)	0.8671(84)	$\Delta m_q/N_c$
$V10_3$	0.9016(31)(75)	0.921(05)(12)	0.9755(94)	$\Delta m_q/N_c$
$S/V1$	0.6369(16)(42)	0.710(06)(13)	0.893(17)	$\Delta m_q, \Delta m_q/N_c$
$V1^*$	0.904(08)(20)	0.928(08)(20)	0.899(16)	$1/N_c^2$

compares the two possible determinations of M_S . Results for the ratios in Eqs. (32) and (33) are given in Table VI, and shown in Fig. 9. The ratio R_N is close to unity, and is often touted as a success of the NRQM. The same applies equally well to the lesser-known ratio $R_{N\Sigma}$. When the Ξ magnetic moments enter into the determination of M_Q , however, the situation is less clear. Finally, the ratio R_S highlights the inadequacy of the NRQM in explaining the experimentally measured magnetic moments of the Ξ baryons. Notice that the LQCD results on Ensembles I and III generally seem to agree better with the NRQM than experiment. The suggestive pattern among baryon isospin multiplets, however, is a puzzling feature that remains to be understood.

C. The Large- N_c Limit of QCD

Various relations between magnetic moments of the baryon octet emerge in the limit of a large number of

colors, N_c . A comprehensive set of large- N_c relations between moments was derived in Ref. [77], and includes relations valid to different orders in the $1/N_c$ expansion, along with additional relations in a combined expansion about the $SU(3)_F$ -symmetric limit. Using the experimentally measured magnetic moments, these large- N_c relations generally exhibit the expected pattern. Moreover, this expansion seems to indicate why certain NRQM predictions work better than others.

LQCD computations of magnetic moments allow for further tests of these large- N_c relations, as has been done with the experimental values. We focus on the large- N_c relations for the $I_3 \neq 0$ octet baryons, for which there are six relations appearing in Ref. [77]. These are re-expressed in terms of a ratio that is predicted to be unity in the large- N_c limit, using a naming convention that indicates the relation from which it is derived. The simplest ratios involve the isovector nucleon and Σ magnetic moments,

$$\mathcal{R}_{V10_1} = \frac{\mu_p - \mu_n}{\mu_{\Sigma^+} - \mu_{\Sigma^-}} = 1 + \mathcal{O}(1/N_c), \quad (34)$$

$$\mathcal{R}_{V10_2} = \frac{\left(1 - \frac{1}{N_c}\right) (\mu_p - \mu_n)}{\mu_{\Sigma^+} - \mu_{\Sigma^-}} = 1 + \mathcal{O}(\Delta m_q/N_c),$$

$$\mathcal{R}_{V10_3} = \frac{\mu_p - \mu_n}{\left(1 + \frac{1}{N_c}\right) (\mu_{\Sigma^+} - \mu_{\Sigma^-})} = 1 + \mathcal{O}(\Delta m_q/N_c),$$

where $\Delta m_q = m_s - m$ denotes $SU(3)_F$ symmetry breaking due to different quark masses. In the $SU(3)_F$ limit, the second and third ratios have corrections that scale as $1/N_c^2$. Notice that the difference between these two ratios is also of $\mathcal{O}(1/N_c^2)$. Experimentally, the second two relations, $V10_2$ and $V10_3$, are satisfied better than the first, $V10_1$, and in a way which is suggestive of $1/N_c^2$ corrections versus $1/N_c$ corrections, respectively. The remarkable proximity of the ratio \mathcal{R}_{V10_3} to unity appears to be accidental, due to higher-order terms in $1/N_c$. From the LQCD results collected in Table VII, and shown in Fig. 10, their pattern does not appear consistent with large- N_c predictions. Results for \mathcal{R}_{V10_1} and \mathcal{R}_{V10_2} on Ensemble I both deviate from unity by $\sim 20\%$. There does not appear to be an improvement in N_c -scaling from these $SU(3)_F$ -symmetric results. The trend in $SU(3)_F$ breaking, moreover, is opposite that predicted, as the more flavor-symmetric results are pulled away from unity rather than toward it.

This contrary pattern is more clearly observed in another large- N_c relation. Combining all of the isoscalar moments and the nucleon isovector moment leads to

$$\begin{aligned} \mathcal{R}_{S/V1} &= \frac{\frac{1}{2}(\mu_p + \mu_n) + 3\left(\frac{1}{N_c} - \frac{2}{N_c^2}\right)(\mu_p - \mu_n)}{\mu_{\Sigma^+} + \mu_{\Sigma^-} - \frac{1}{2}(\mu_{\Xi^0} + \mu_{\Xi^-})} \quad (35) \\ &= 1 + \mathcal{O}(\Delta m_q) + \mathcal{O}(\Delta m_q/N_c), \end{aligned}$$

which is predicted to be unity in the $SU(3)_F$ limit up to $1/N_c^2$ corrections. The experimentally measured moments give a ratio consistent with this scaling. Moving

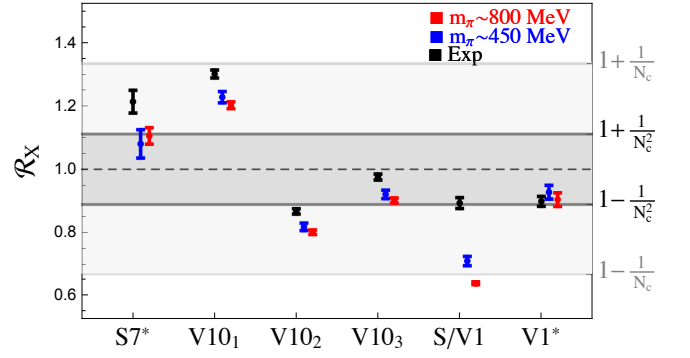


FIG. 10. Relations between magnetic moments that are predicted to be unity in the large- N_c limit [77]. They have been determined from LQCD results on Ensembles I and III, and from the experimental values. Uncertainties reflect quadrature-combined statistical and systematics. The light gray band shows a spread of $1/N_c$, while the dark gray band shows a spread of $1/N_c^2$, around unity. The “*”’s denote ratios that are also predicted to be unity in the NRQM.

toward the $SU(3)_F$ point, however, introduces significant deviations, ultimately producing a value on Ensemble I that is instead completely consistent with the NRQM, which predicts a ratio of ~ 0.62 in the limit of $SU(3)_F$. This may suggest that the good agreement at the physical point is an accident due to cancellation between higher-order contributions in $SU(3)_F$ breaking and those that are purely $1/N_c$. This is the first relation we are aware of that strongly favors the NRQM at the expense of a large- N_c relation. Notice that while our computations on Ensemble III have omitted the quark-disconnected contributions, these missing contributions only affect the $\mathcal{O}(\Delta m_q/N_c)$ corrections.

The remaining two ratios are predicted to be unity in the large- N_c limit independent of $SU(3)_F$ breaking, and are also unity in the NRQM. The first such ratio is formed from the isoscalar magnetic moments

$$\mathcal{R}_{S7} = \frac{5(\mu_p + \mu_n) - (\mu_{\Xi^0} + \mu_{\Xi^-})}{4(\mu_{\Sigma^+} + \mu_{\Sigma^-})} = 1 + \mathcal{O}(1/N_c). \quad (36)$$

The values for this relation, given in Table VII and shown in Fig. 10, appear consistent with $1/N_c$ scaling, and the LQCD results are slightly closer to unity. While the result from Ensemble III is missing the quark-disconnected contribution, the predicted scaling is unaffected. The final ratio is formed from the isovector magnetic moments,

$$\mathcal{R}_{V1} = \frac{\mu_p - \mu_n - 3(\mu_{\Xi^0} - \mu_{\Xi^-})}{2(\mu_{\Sigma^+} - \mu_{\Sigma^-})} = 1 + \mathcal{O}(1/N_c^2), \quad (37)$$

for which there are no disconnected contributions and the LQCD calculations are complete. This ratio is consistent with corrections scaling as $1/N_c^2$, and appears insensitive to the pion mass.

V. COUPLED Λ - Σ^0 SYSTEM

The two $I_3 = 0$ octet baryons, Λ and Σ^0 , mix in the presence of a magnetic field as the quark charge assignments break isospin symmetry. As a result, the energy eigenstates in a background magnetic field are linear combinations of these isospin eigenstates, and a coupled-channels analysis of the corresponding LQCD results is required.

A. $SU(3)_F$ -Symmetric Limit

In the basis defined by $\begin{pmatrix} \Sigma^0 \\ \Lambda \end{pmatrix}$, the 2×2 Hamiltonian resulting from the Coleman-Glashow effective interactions in Eq. (14) becomes

$$H_{I_3=0} = +\frac{e\mu_n}{2M_B} \boldsymbol{\sigma} \cdot \mathbf{B} \frac{1}{2} \begin{pmatrix} 1 & -\sqrt{3} \\ \sqrt{3} & -1 \end{pmatrix}, \quad (38)$$

where $\mu_n = -\frac{2}{3}\mu_D$ is the magnetic moment of the neutron in [BM]. In terms of these isospin eigenstates, the magnetic moments and dipole transition moment are given by

$$\mu_\Lambda = \frac{1}{2}\mu_n, \quad \mu_{\Sigma^0} = -\frac{1}{2}\mu_n, \quad \text{and} \quad \mu_{\Lambda\Sigma} = -\frac{\sqrt{3}}{2}\mu_n. \quad (39)$$

In non-vanishing magnetic fields, the U-spin eigenstates, λ_\pm , are linear combinations of the isospin eigenstates, and can be written in the form

$$\begin{pmatrix} \lambda_+ \\ \lambda_- \end{pmatrix} = \begin{pmatrix} \cos\theta & \sin\theta \\ -\sin\theta & \cos\theta \end{pmatrix} \begin{pmatrix} \Sigma^0 \\ \Lambda \end{pmatrix}. \quad (40)$$

Diagonalizing the Hamiltonian in Eq. (38), leads to a mixing angle and eigenstate magnetic moments of

$$\theta = 30^\circ, \quad \mu_{\lambda_\pm} = \mp\mu_n. \quad (41)$$

Notice that the λ_+ eigenstate has a positive magnetic moment as $\mu_n < 0$, and that the moments of the eigenstates are twice the flavor-diagonal moments. Consequently, weak magnetic fields only partially lift the degeneracy between the Λ and Σ^0 baryons because the opposite spin states come in nearly degenerate pairs, split by their magnetic polarizabilities that enter at $\mathcal{O}(B^2)$,

$$E_{\lambda_+}^{(s)}(\mathbf{B}) = E_{\lambda_-}^{(-s)}(\mathbf{B}) + \mathcal{O}(B^2). \quad (42)$$

The magnetic polarizabilities arise from operators involving two insertions of the electric charge matrix Q . In the limit of $SU(3)_F$ symmetry, there are four such independent operators that appear in the effective Hamiltonian density in the form,

$$\Delta\mathcal{H} = -\frac{1}{2}4\pi\mathbf{B}^2 \sum_{j=1}^4 \beta_j \mathcal{O}_j, \quad (43)$$

where the β_j are numerical coefficients, and the operators \mathcal{O}_j can be conveniently taken to be ⁸

$$\begin{aligned} \mathcal{O}_1 &= \langle \bar{B}B \rangle \langle Q^2 \rangle, \\ \mathcal{O}_2 &= \langle \bar{B} \{Q, \{Q, B\}\} \rangle, \\ \mathcal{O}_3 &= \langle \bar{B} \{Q, [Q, B]\} \rangle \equiv \langle \bar{B} [Q, \{Q, B\}] \rangle, \\ \mathcal{O}_4 &= \langle \bar{B} [Q, [Q, B]] \rangle. \end{aligned} \quad (44)$$

This basis has been chosen because the operators \mathcal{O}_3 and \mathcal{O}_4 do not contribute to the magnetic polarizabilities of electrically neutral octet baryons. The contribution from \mathcal{O}_1 is the same for all octet baryons, and therefore does not contribute to the electromagnetic mixing of Λ and Σ^0 baryons. The resulting contributions to the effective Hamiltonian in the $I_3 = 0$ sector are,

$$\Delta H_{I_3=0} = -\frac{1}{2}4\pi\mathbf{B}^2 \left[\frac{2}{3}\beta_1 \mathbb{1} + \frac{2}{9}\beta_2 \begin{pmatrix} 5 & \sqrt{3} \\ \sqrt{3} & 3 \end{pmatrix} \right]. \quad (45)$$

The magnetic polarizabilities of flavor basis states are readily identified as the linear combinations,

$$\beta_\Lambda = \frac{2}{3}\beta_1 + \frac{2}{3}\beta_2, \quad \beta_{\Sigma^0} = \frac{2}{3}\beta_1 + \frac{10}{9}\beta_2, \quad (46)$$

along with their magnetic transition polarizability

$$\beta_{\Lambda\Sigma} = \frac{2\sqrt{3}}{9}\beta_2. \quad (47)$$

Due to the structure of $\Delta H_{I_3=0}$, the eigenstates λ_\pm necessarily remain eigenstates in its presence, and have magnetic polarizabilities given by

$$\beta_{\lambda_+} = \beta_n + \frac{4}{\sqrt{3}}\beta_{\Lambda\Sigma}, \quad \text{and} \quad \beta_{\lambda_-} = \beta_n, \quad (48)$$

where these results are expressed in terms of the magnetic polarizability of the neutron, which, from Eq. (44), is $\beta_n = \frac{2}{3}\beta_1 + \frac{4}{9}\beta_2$. Therefore, the four eigenstates have energies

$$\begin{aligned} E_{\lambda_-}^{(-\frac{1}{2})}(B_z) &= M_B + \mu_n \frac{eB_z}{2M_B} - 2\pi\beta_n B_z^2, \\ E_{\lambda_+}^{(+\frac{1}{2})}(B_z) &= M_B + \mu_n \frac{eB_z}{2M_B} - 2\pi \left(\beta_n + \frac{4}{\sqrt{3}}\beta_{\Lambda\Sigma} \right) B_z^2, \\ E_{\lambda_-}^{(+\frac{1}{2})}(B_z) &= M_B - \mu_n \frac{eB_z}{2M_B} - 2\pi\beta_n B_z^2, \\ E_{\lambda_+}^{(-\frac{1}{2})}(B_z) &= M_B - \mu_n \frac{eB_z}{2M_B} - 2\pi \left(\beta_n + \frac{4}{\sqrt{3}}\beta_{\Lambda\Sigma} \right) B_z^2, \end{aligned} \quad (49)$$

up to quadratic order in the magnetic field. These have been listed in order of increasing energy, from the ground

⁸ Notice that the additional operator $\langle \bar{B}Q \rangle \langle BQ \rangle$ is redundant because of the Cayley-Hamilton identity.

state upwards, with the assumption that the magnetic field points along the positive z -axis, i.e., $B_z > 0$, and that the transition polarizability $\beta_{\Lambda\Sigma}$ is negative leading to the inequality $\beta_{\lambda_-} > \beta_{\lambda_+}$.

The above discussion must be adapted to our LQCD calculations, in which the electric charges of sea quarks vanish. As shown in Appendix B, the only modification required to Eq. (49) is the replacement of the neutron's magnetic polarizability by its quark-connected part, $\beta_n \rightarrow \beta_n^{(c)}$. The magnetic transition polarizability is unchanged because, in the mass-symmetric limit, it arises only from quark-connected contributions, $\beta_{\Lambda\Sigma} = \beta_{\Lambda\Sigma}^{(c)}$. Thus, the ordering of energy eigenstates depends on the sign of $\beta_{\Lambda\Sigma}$, which shall be seen to be negative.

B. Coupled-Channels Analysis

At the level of baryon two-point correlation functions, the coupled-channels Λ - Σ^0 system requires the matrix of correlation functions

$$\mathbb{G}^{(s)}(t, n_\Phi) = \begin{pmatrix} G_{\Sigma\Sigma}^{(s)}(t, n_\Phi) & G_{\Sigma\Lambda}^{(s)}(t, n_\Phi) \\ G_{\Lambda\Sigma}^{(s)}(t, n_\Phi) & G_{\Lambda\Lambda}^{(s)}(t, n_\Phi) \end{pmatrix}, \quad (50)$$

for each value of spin, $s = \pm \frac{1}{2}$. The matrix of correlation functions is diagonal when the magnetic field vanishes, i.e. $n_\Phi = 0$; and, when the magnetic field is non-vanishing, the principal correlators obtained from diagonalization contain information about the energy eigenstates of the coupled system. In our production, the transition correlators $G_{\Sigma\Lambda}^{(s)}(t, n_\Phi)$ and $G_{\Lambda\Sigma}^{(s)}(t, n_\Phi)$ were not computed, however, they can be obtained on Ensembles I and II by appealing to $SU(3)_F$ symmetry. In this limit, the transition correlation functions can be shown to be

$$\begin{aligned} G_{\Lambda\Sigma}^{(s)}(t, n_\Phi) &= G_{\Lambda\Sigma}^{(s)}(t, n_\Phi) \\ &= \frac{\sqrt{3}}{2} \left[G_{\Sigma\Sigma}^{(s)}(t, n_\Phi) - G_{\Lambda\Lambda}^{(s)}(t, n_\Phi) \right], \end{aligned} \quad (51)$$

as derived in Appendix B by capitalizing on the mass degeneracy of the Λ and Σ^0 baryons. This coupled-channels system can then be solved⁹ by obtaining the principal correlators, $G_{\lambda}^{(s)}(t, t_0, n_\Phi)$, which are solutions to the generalized eigenvalue problem [78],

$$\mathbb{G}^{(s)}(t, n_\Phi) |\lambda\rangle = G_{\lambda}^{(s)}(t, t_0, n_\Phi) \mathbb{G}^{(s)}(t_0, n_\Phi) |\lambda\rangle. \quad (52)$$

⁹ As the exact solution is known, i.e. the electromagnetic mixing angle is $\theta = 30^\circ$, the principal correlators are readily found to be

$$\begin{aligned} G_{\lambda_+}^{(s)}(t, n_\Phi) &= \frac{1}{2} \left[3G_{\Sigma\Sigma}^{(s)}(t, n_\Phi) - G_{\Lambda\Lambda}^{(s)}(t, n_\Phi) \right], \\ G_{\lambda_-}^{(s)}(t, n_\Phi) &= \frac{1}{2} \left[3G_{\Lambda\Lambda}^{(s)}(t, n_\Phi) - G_{\Sigma\Sigma}^{(s)}(t, n_\Phi) \right]. \end{aligned}$$

These solutions compare favorably with the numerically determined solution of the generalized eigenvalue problem, Eq. (52).

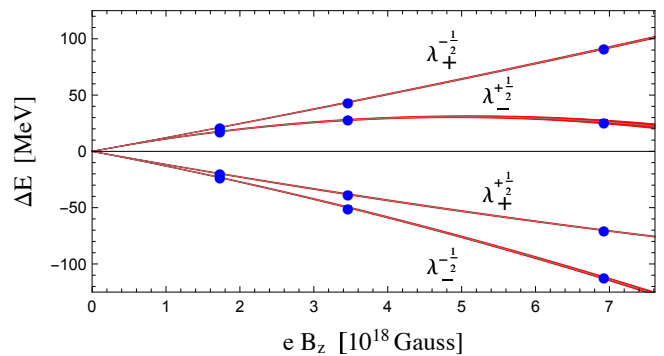


FIG. 11. Energy eigenvalues, $\Delta E = E(B_z) - E(0)$, of the Λ - Σ^0 system as a function of the magnetic field, $e B_z$, calculated with LQCD on Ensemble I. The spectrum is consistent with the analytic expectation given in Eq. (49) with $\beta_{\Lambda\Sigma} < 0$. Fits to the magnetic-field dependence of each eigenstate are shown as bands, and include linear and quadratic magnetic field terms.

A time-offset parameter t_0 has been introduced, and can be varied to stabilize extraction of the ground-state contribution to the principal correlators, which appears in the long-time limit as

$$G_{\lambda_\pm}^{(s)}(t, t_0, n_\Phi) \sim e^{-E_{\lambda_\pm}^{(s)}(B_z)(t-t_0)} + \dots \quad (53)$$

Using a bootstrap ensemble of SS correlation functions for the Λ and Σ^0 baryons, the matrix of correlations functions, Eq. (50), needed to solve the generalized eigenvalue problem posed in Eq. (52) is formed. For each spin, s , this is then used to extract the ground-state energy of the two principal correlation functions by inspecting the plateau region of their effective masses. Results for the spectrum are shown in Fig. 11. The effect of varying t_0 is numerically insignificant on the extraction of ground-state energies. Further details about these fits appear in Appendix B, along with the tabulated energies. Superposed on the numerically determined spectrum are fits to the magnetic field-strength dependence of the energies, from which the magnetic moments are determined. These are found to be consistent with $\mp \mu_n$ for λ_\pm . More precise values are obtained, however, by determining the Zeeman splittings for each principal correlator from taking ratios of the two spin projections. These results are also given in Appendix B.

The ordering of energy levels in this system follows that of Eq. (49), which anticipates a negative value for the transition polarizability. From fits to the spin-averaged principal correlators, the value of the transition magnetic polarizability is found to be

$$\beta_{\Sigma\Lambda} = -1.82(06)(12)(02) [10^{-4} \text{ fm}^3], \quad (54)$$

where the uncertainties reflect in order: statistics, systematics, and the determination of the lattice spacing. Results for the quark-connected part of the neutron polarizability extracted from the Λ - Σ^0 system are consistent with the direct calculation of $\beta_n^{(c)}$ in Ref. [34].

C. $SU(3)_F$ Breaking and the Physical Point

Without off-diagonal Λ - Σ^0 correlators, it is not possible to investigate the mixing of the $I_3 = 0$ baryons on Ensemble III. Nonetheless it is instructive to anticipate the behavior of this system with $SU(3)_F$ breaking, which can be accomplished using the experimentally measured magnetic moments. Elements of the magnetic moment matrix,

$$\mathbb{M} = \begin{pmatrix} \mu_{\Sigma^0} & \mu_{\Lambda\Sigma} \\ \mu_{\Lambda\Sigma} & \mu_{\Lambda} \end{pmatrix}, \quad (55)$$

have not been completely determined experimentally. In particular, the sign of the transition moment is not known and the magnetic moment of the Σ^0 baryon has not been measured. The former only affects the magnetic mixing angle. Given the magnitude of the transition moment, $|\mu_{\Lambda\Sigma}| = 1.61(8)$ [NM], and the proximity of nature to the $SU(3)_F$ -symmetric limit where $\mu_{\Lambda\Sigma} > 0$, it is reasonable to assume that $\mu_{\Lambda\Sigma} > 0$ holds elsewhere. The value of μ_{Σ^0} can be fixed from the assumption of isospin symmetry. In the limit of $SU(2)_F$ symmetry, the Σ baryons form an isotriplet, and by considering the two independent magnetic moment operators that act on this triplet in the isospin limit, for example Ref. [79], the magnetic moment of Σ^0 is found to be

$$\mu_{\Sigma^0} = \frac{1}{2}(\mu_{\Sigma^+} + \mu_{\Sigma^-}) + \mathcal{O}\left(\alpha = \frac{e^2}{4\pi}, m_d - m_u\right), \quad (56)$$

because a single insertion of the charge matrix, with isoscalar and isovector components, is unable to induce an isotensor magnetic moment. Using the experimentally measured magnetic moments of the Σ^\pm baryons leads to the value of μ_{Σ^0} , up to isospin-breaking corrections (standardly estimated to be $\sim 1\%$), and therefore a magnetic moment matrix of

$$\mathbb{M} = \begin{pmatrix} 0.649(14)(06) & 1.61(8) \\ 1.61(8) & -0.613(4) \end{pmatrix} \text{ [NM]}. \quad (57)$$

The uncertainties quoted are experimental, with the exception of the second uncertainty given for μ_{Σ^0} , which is an estimate of isospin breaking effects. Diagonalizing this matrix gives,

$$\begin{aligned} \theta &= 34.30(62)(15)^\circ, \\ \mu_+ &= 1.747(88)(13) \text{ [NM]}, \\ \mu_- &= -1.711(82)(06) \text{ [NM]}, \end{aligned} \quad (58)$$

which are within $\sim 15\%$ of their values in the limit of $SU(3)_F$, see Eq. (41).

Breaking of $SU(3)_F$ symmetry by the baryon masses further complicates the Λ - Σ^0 system. The λ_\pm are no longer simply the linear combinations of states that diagonalize the magnetic moment matrix, and the Hamiltonian,

$$H_{I_3=0} = \Delta_{\Lambda\Sigma} \begin{pmatrix} 1 & 0 \\ 0 & 0 \end{pmatrix} - \frac{e \boldsymbol{\sigma} \cdot \mathbf{B}}{2M_N} \mathbb{M}, \quad (59)$$

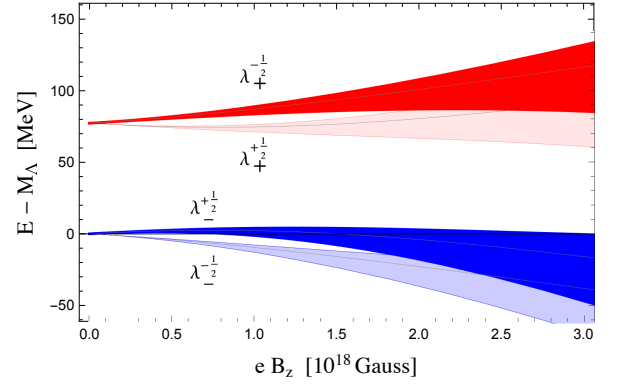


FIG. 12. Anticipated energy levels of the Λ - Σ^0 system as a function of magnetic field, eB_z at the physical quark masses. The energy relative to the mass of the Λ baryon is determined from Eq. (60) using experimental data for the magnetic moments. To limit the effect from magnetic polarizabilities and higher-order terms, the field strength is restricted to smaller values compared to those in Fig. 11. The bands arise from including a polarizability term in each energy, and varying each β between -5 and $+10$ [10^{-4} fm^3].

must be diagonalized, where the mass splitting is defined to be $\Delta_{\Lambda\Sigma} = M_{\Sigma^0} - M_{\Lambda}$. Using $\lambda_\pm^{(s)}$ to denote the eigenstates in the presence of a magnetic field, the corresponding energy eigenvalues are given by

$$\begin{aligned} E_\pm^{(s)} &= \frac{1}{2} \left[\Delta_{\Lambda\Sigma} - \frac{esB_z}{M_N} (\mu_{\Sigma^0} + \mu_{\Lambda}) \right. \\ &\quad \left. \pm \sqrt{\left(\Delta_{\Lambda\Sigma} - \frac{esB_z}{M_N} \Delta\mu \right)^2 + \left(\mu_{\Lambda\Sigma} \frac{eB_z}{M_N} \right)^2} \right], \end{aligned} \quad (60)$$

with $s = \pm \frac{1}{2}$ and $\Delta\mu = \mu_{\Sigma^0} - \mu_{\Lambda}$. Contributions from the magnetic polarizabilities are omitted because there is a lack of experimental information to constrain them.

Using the experimentally measured mass splitting and the magnetic moments from Eq. (58), the magnetic-field dependence of the energy eigenstates is shown in Fig. 12, and should be contrasted with that in the $SU(3)_F$ -symmetric case shown in Fig. 11. As Ensemble III is closer to the $SU(3)_F$ limit than nature, we expect the Λ - Σ^0 system to behave more like that found in the $SU(3)_F$ limit. Contrasting expectations at the physical quark masses with the behavior found at the $SU(3)_F$ -symmetric point, we see that extraction of moments in the Λ - Σ^0 system from Eq. (60) will be challenging, as will the polarizabilities.

VI. STRANGE MATTER IN LARGE MAGNETIC FIELDS

The above study focuses on the patterns and scaling of the baryon magnetic moments, which, along with the electric charges, dominate the response of the baryons to small applied magnetic fields. The calculations presented

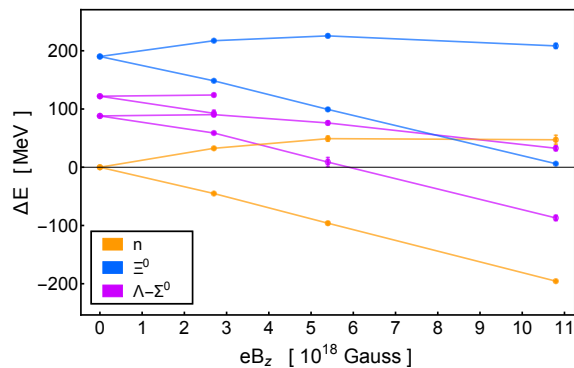


FIG. 13. Energies of the electrically neutral baryons in magnetic fields relative to the nucleon mass in zero field for $m_\pi \sim 450$ MeV. These results do not include contributions from quark-disconnected diagrams. Not all relevant energy levels could be extracted from the LQCD calculations, and is the reason for termination of two of the levels at $eB_z = 3 \times 10^{18}$ Gauss in the plot.

herein allow exploration of the behavior of baryons in very large magnetic fields, up to field strengths, $B \lesssim 10^{19}$ Gauss, comparable to fields conjectured to exist in the context of astrophysical environments, in particular, the interiors of magnetars [80]. It is interesting to consider the neutron and hyperon states to address the possibility of a large magnetic field stabilizing strange baryons in dense matter, and consequently softening the nuclear equation of state.

The composition of dense hadronic matter is determined by an interplay between the hadron masses, Pauli-blocking, conserved charges, and by the interactions between hadrons. In the presence of a magnetic field, the relative energies of the hadrons change, as do the interactions between them. Addressing the composition of dense hadronic matter in the presence of a magnetic field is a very complex task that is beyond the scope of this work. Here, one part of this question is highlighted, namely the way in which the hadron masses change in large magnetic fields. For simplicity, the focus is on the neutral baryons, as shown in Figs. 11 and 13.

In the $SU(3)_F$ -symmetric limit and in the absence of electromagnetism, there are sixteen degenerate states corresponding to the two spin states associated with each octet baryon. Including the leading QED self-energy correction increases the masses of the charged baryons by ~ 1 MeV. Therefore, at zero density and in the absence of a background magnetic field, the lowest-lying state consists of the degenerate n , Λ , Σ^0 , and Ξ^0 baryons, each with two spin degrees of freedom, while the p , Σ^\pm , and Ξ^- , are degenerate, but higher in energy by ~ 1 MeV. With the addition of a background magnetic field, the n , $\lambda_- \equiv \frac{\sqrt{3}}{2}\Lambda - \frac{1}{2}\Sigma^0$, and Ξ^0 remain degenerate for all values of the magnetic field due to U -spin symmetry, under which they form a triplet. As we shall argue, their spin-down components are the octet baryon states of lowest energy, and this is confirmed for $B \lesssim 10^{19}$ Gauss at the

quark masses used on Ensemble I, see Fig. 11. While this computation omits the quark-disconnected contributions, the valence U -spin symmetry (see Appendix B) leads to degeneracies between the spin-projected λ_- and n , Ξ^0 states, which we have also verified numerically.

While also negatively shifted, the spin-up component of the U -spin singlet state, $\lambda_+ \equiv \frac{1}{2}\Lambda + \frac{\sqrt{3}}{2}\Sigma^0$, is found to be higher in energy than the triplet. This can be attributed at $\mathcal{O}(B^2)$ to the smaller magnetic polarizability of the singlet versus the triplet states, and occurs due to the sign of transition polarizability, $\beta_{\Lambda\Sigma} < 0$, see Eq. (49). Because the transition polarizability does not receive contributions from quark-disconnected diagrams, the level ordering between singlet and triplet states is robust against partial quenching of the magnetic field. Therefore, in the absence of strong interactions between baryons, the ground state of dense hadronic matter at these quark masses would have an equal number density of the U -spin triplet states, (n , λ_- , and Ξ^0). Not enough is presently known about the interactions between baryons in dense magnetized matter to determine how this conclusion will be modified. The higher-order energy shifts, moreover, are compromised by the omission of quark-disconnected diagrams; and, a thorough investigation of their importance would be required in larger magnetic fields.

On Ensemble III, U -spin is explicitly broken by the quark masses. For this $N_f = 2 + 1$ case with $m_\pi \sim 450$ MeV, the two neutron spin states remain the states of lowest energy for $B \lesssim 4 \times 10^{18}$ Gauss. Therefore, in the absence of interactions, spontaneous generation of magnetic fields of this size is unlikely to stabilize strange baryons in dense matter, continuing to prefer neutron matter. Above this critical value, however, one of the components of the coupled Λ - Σ^0 system becomes lighter than the spin-up neutron, see Fig. 13. Consequently, the lowest-energy configuration in such large fields is likely to have non-zero strangeness. Naïvely extrapolating these results to the physical point, where the $SU(3)_F$ -breaking differences between baryons masses are larger, and considering the energetics of such systems (the energy density in large magnetic fields and the energy recovered from lowering the energy of the baryon states), suggests that it is unlikely that a spontaneously generated magnetic field could stabilize strange matter in any known astrophysical setting.

VII. SUMMARY

The magnetic moments of the lowest-lying octet of baryons are calculated with LQCD including uniform and constant background magnetic fields. This technique allows for determinations of the energies of each baryon spin state as a function of applied magnetic field, while the corresponding Zeeman splittings allow for extractions of the magnetic moments. These calculations are performed on three ensembles of gauge configurations, from

which the pion-mass and lattice-spacing dependences of the magnetic moments are explored. Several interesting observations are made based on these results.

- Baryon magnetic moments are consistent with mild pion-mass dependence ($\lesssim 10\%$ from $m_\pi \sim 800 \text{ MeV}$ down to the physical point) when expressed in units of natural baryon magnetons, [nBM] defined in Eq. (7). This feature is shown in Fig. 1.
- In such natural units, the baryon anomalous magnetic moments take essentially only three values: $\delta\mu_B \sim 0, \pm 2$, see Fig. 2. The vanishing anomalous moments imply nearly point-like magnetic structure for the Σ^- and Ξ^- hyperons.
- The values of baryon anomalous magnetic moments are consistent with the $SU(3)_F$ -symmetric limit with Coleman-Glashow moments taking the values $\mu_D \sim +3$ and $\mu_F \sim +2$ over a wide range of pion masses, see Fig. 6.
- These particular values of the Coleman-Glashow moments are consistent with the NRQM, however, careful scrutiny of NRQM predictions reveals further features, see Figs. 7–9.
- In most cases, the magnetic moments are consistent with relations derived from the large- N_c limit of QCD. At the $SU(3)_F$ -symmetric point, however, there is a notable exception that is more consistent with the NRQM than the large- N_c limit.
- A coupled-channels analysis is required to extract magnetic moments and transition moments from the Λ - Σ^0 system, because the magnetic field induces mixing between the Λ and Σ^0 . At the $SU(3)_F$ -symmetric point, such an analysis produces energy levels in the Λ - Σ^0 sector consistent with expectations based upon $SU(3)_F$ symmetry, see Fig. 11, and permits the first determination of the transition magnetic polarizability, given in Eq. (54).
- Spin-dependent energy levels of the baryons in large magnetic fields are obtained, see Fig. 13, from which we conclude that it is unlikely that such fields stabilize strange matter in astrophysical objects at realistic densities.

After the decades that have passed since the discovery that nature is in close proximity to an exact flavor symmetry among the three lightest quarks, the magnetic moments of the lowest-lying baryons continue to provide (increasingly subtle) glimpses into their structure. Enabled by the largest supercomputers, LQCD calculations have the ability to explore the structure of matter in unphysical situations, and thereby provide new insights that cannot be gained through laboratory experiments. On the basis of what we find, another generation of more

precise LQCD calculations over a broader range of light-quark masses is warranted. The scientific impact of such a series of LQCD calculations would be enhanced by improved precision in the experimental determination of the strange baryon magnetic moments and, if possible, measurement of their polarizabilities.

ACKNOWLEDGMENTS

We would like to thank Silas R. Beane, Zohreh Davoudi, Amol Deshmukh, David Kaplan, Sanjay Reddy, and Phiala Shanahan for several interesting discussions and comments. We are especially grateful to David Kaplan for first suggesting that *natural baryon magnetons* might be an interesting unit to consider during our analysis that appeared in Ref. [33]. WD, MJS, and BCT would like to thank the KITP at UC Santa Barbara for kind hospitality during the completion of this work, and partial support from the U.S. National Science Foundation under Grant No. NSF PHY11-25915. Calculations were performed using computational resources provided by the Extreme Science and Engineering Discovery Environment (XSEDE), which is supported by U.S. National Science Foundation grant number OCI-1053575, and NERSC, which is supported by U.S. Department of Energy Grant Number DE-AC02-05CH11231. The PRACE Research Infrastructure resources Curie based in France at the Très Grand Centre de Calcul and MareNostrum-III based in Spain at the Barcelona Supercomputing Center were also used. Development work required for this project was carried out on the Hyak High Performance Computing and Data Ecosystem at the University of Washington, supported, in part, by the U.S. National Science Foundation Major Research Instrumentation Award, Grant Number 0922770. Parts of the calculations used the Chroma software suite [81]. WD was supported in part by the U.S. Department of Energy Early Career Research Award DE-SC00-10495 and by Grant Number DE-SC0011090. EC was supported in part by the USQCD SciDAC project, the U.S. Department of Energy through Grant Number DE-SC00-10337, and by U.S. Department of Energy grant No. DE-FG02-00ER41132. KO was supported by the U.S. Department of Energy through Grant Number DE-FG02-04ER41302 and by the U.S. Department of Energy through Grant Number DE-AC05-06OR23177, under which JSA operates the Thomas Jefferson National Accelerator Facility. The work of AP was supported by the contract FIS2011-24154 from MEC (Spain) and FEDER. MJS was supported in part by U.S. Department of Energy grants No. DE-FG02-00ER41132 and DE-SC00-10337. BCT was supported in part by a joint The City College of New York-RIKEN/Brookhaven Research Center fellowship, a grant from the Professional Staff Congress of The CUNY, and by the U.S. National Science Foundation, under Grant No. PHY15-15738. BCT also acknowledges the INT for its hospitality and partial support during

the intermediate stages of this work, and the organizers of the program “INT-16-1: Nuclear Physics from Lattice QCD” for providing a stimulating environment.

Appendix A: Analysis—Fits to Zeeman Splittings and Extraction of Magnetic Moments

Fits to the two-point correlation functions calculated with LQCD, which lead to extractions of the baryon Zeeman splittings as a function of the background magnetic field, are described here. Subsequent fits to the field-strength dependence of these splittings, which enable the determination of baryon magnetic moments, are also described. While multiple independent analyses of the LQCD correlation functions have been performed in the present work, only one analysis is detailed, as the values extracted agree between analyses within the quoted uncertainties.

Calculating quark propagators on each QCD gauge configuration with background magnetic fields enables computation of spin-projected baryon two-point functions. The smeared and point baryon interpolating operators employed in this work are discussed in Ref. [34]. With the exception of the coupled Λ - Σ^0 system, which is detailed separately in Appendix B, the main analysis utilizes both SS and SP correlation functions in linear combinations chosen to minimize uncertainties on the extraction of energies. From each ensemble of N_{cfg} correlation functions (see Table I) associated with a given baryon channel, the average correlation functions from blocks of size N_{block} , where $N_{\text{block}} = 7, 1,$ and 6 , are calculated for Ensembles I, II, and III, respectively. These block-averaged correlation functions are labeled by $G_i^{(s)}(t, n_\Phi)$, where s denotes the projection of baryon spin along the z -axis, and i is the blocked ensemble index, $i = 1, \dots, N_{\text{cfg}}/N_{\text{block}}$. Correlators are computed for the various baryons, for each value of the magnetic flux quantum. We use the quanta $n_\Phi = 0, 3, -6$, and 12 ($n_\Phi = -6$ is treated as $n_\Phi = 6$ by reversing the spin axis). The block-averaged correlation functions are used to create bootstrap ensembles of size $N_{\text{BS}} = N_{\text{boot}}N_{\text{cfg}}/N_{\text{block}}$, where each member of the bootstrap ensemble consists of an average of $M_{\text{BS}} = N_{\text{cfg}}/N_{\text{block}}$ random samples of the blocked data. The bootstrap factor, N_{boot} , has the value 4, 3, and 4 on Ensembles I, II, and III, respectively.

To determine baryon masses, a bootstrap ensemble from block and spin-averaged correlation functions

$$G_i(t) \equiv \frac{1}{2} \left[G_i^{(+\frac{1}{2})}(t, 0) + G_i^{(-\frac{1}{2})}(t, 0) \right], \quad (\text{A1})$$

in vanishing magnetic field, $n_\Phi = 0$, is used. To aid in the analysis, the effective-mass function for each member of the bootstrap ensemble

$$\{aM_{\text{eff}}(t)\}_i \equiv -\log \frac{G_i(t+a)}{G_i(t)}, \quad (\text{A2})$$

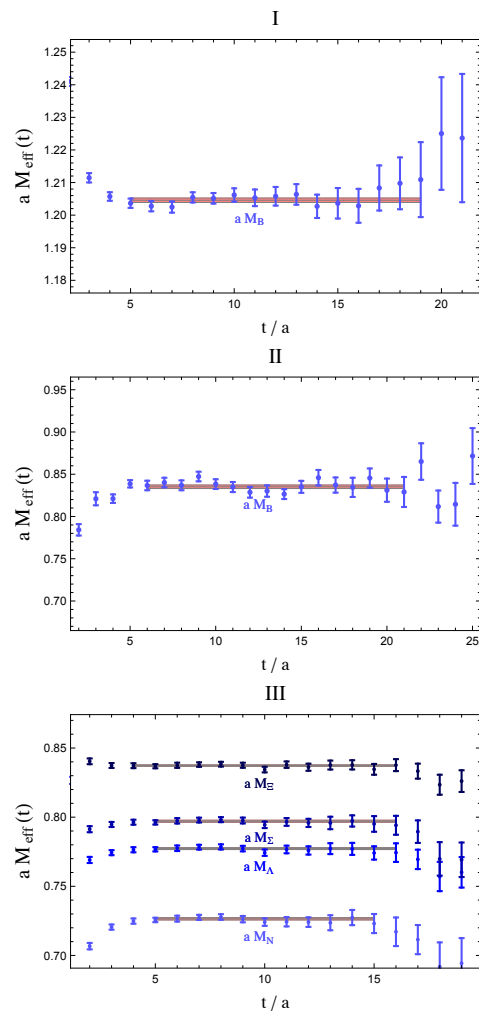


FIG. 14. Baryon effective-mass plots for Ensembles I–III and fits to the baryon masses, with bands depicting the quadrature-combined statistical and systematic uncertainties. The latter arise from both the fit and the choice of fit window.

is formed, and the effective masses are shown in Fig. 14. Fits to $G_i(t)$ enable extraction of the baryon ground-state energies through the long-time behavior of the ensemble average $\sim Z \exp(-Et)$, and fit windows are chosen to maximize the correlated χ^2 -probability, also known as the integrated χ^2 . The window is then varied over the eight adjacent fit windows obtained by adjusting the starting and ending time by one lattice unit in either direction. Values of the baryon masses extracted from the fits are collected in Table VIII.

To determine the baryon Zeeman splittings, $a\Delta E$, double ratios of block-averaged, spin-projected baryon correlation functions are constructed. These have the form

$$R_i(t) = \frac{G_i^{(+\frac{1}{2})}(t, n_\Phi)}{G_i^{(-\frac{1}{2})}(t, n_\Phi)} \bigg/ \frac{G_i^{(+\frac{1}{2})}(t, 0)}{G_i^{(-\frac{1}{2})}(t, 0)}, \quad (\text{A3})$$

where, for simplicity, the dependence on the flux quan-

tum in $R_i(t)$ is implicit. The bootstrap ensemble of double ratios suppresses statistical fluctuations. These ratios are shown in Fig. 15, and the long-time behavior of their ensemble average, $\sim Z \exp(-\Delta E t)$, enables extraction of the Zeeman splitting ΔE defined in Eq. (5). The fitting strategy employed for $R_i(t)$ is the same as that utilized for $G_i(t)$. There is one important restriction on establishing fit windows for $R_i(t)$: windows must begin only after each of the individual correlators in the double ratio, Eq. (A3), exhibits ground-state saturation. The extracted Zeeman splittings are given in Table VIII.

The magnetic moments can be extracted from the Zeeman splittings in sufficiently weak magnetic fields, Eq. (6), and consequently fits of various functions of the magnetic field to these splittings are considered. Three functional forms are fit to the bootstrap ensembles,

$$\begin{aligned} F_1(B) &= -\mu B, \\ F_2(B) &= -\mu B + f_2 B|B|, \\ F_3(B) &= -\mu B + f_3 B^3, \end{aligned} \quad (\text{A4})$$

where the second fit function is motivated by relativistic corrections to the Zeeman splittings due to Landau levels, see Ref. [67]. Accordingly $F_2(B)$ is used only to fit the Zeeman splittings of charged particles. When lattice units are used for the magnetic field, $a^2 e B_z$, the subsequent extraction of magnetic moments are in lattice magnetons, $[\text{LatM}] = \frac{1}{2} e a$. The magnetic field dependence of the extracted Zeeman splittings is shown in Fig. 16, along with two representative fits: a fit to all three splittings using $F_3(B)$, and a fit using $F_1(B)$ omitting the largest magnetic field. To quantify the uncertainty due to the choice of fit function, we also use fits to all three splittings using $F_1(B)$, and $F_2(B)$ for charged particles. The values extracted for magnetic moments appear in Table VIII. In many cases, the dominant uncertainty in determining magnetic moments arises from the systematics of the fit. This can be remedied in the future by performing computations at additional magnetic field strengths.

Appendix B: Coupled Λ - Σ^0 System Analysis

Technical details related to the coupled Λ - Σ^0 system are contained in this Appendix. First, the PQ analysis of the magnetic polarizabilities of octet baryons, necessitated by the vanishing sea-quark electric charges in our LQCD calculations, is sketched. Next, the determination of the transition correlation function from diagonal baryon correlation functions is made explicit. Finally, the analysis of the principal correlation functions obtained from solving the generalized eigenvalue problem in Eq. (52) is detailed.

1. Partially Quenched Magnetic Polarizabilities of the Octet Baryons

The vanishing of sea-quark electric charges can be addressed using a PQ framework for baryons, developed first in the context of baryon chiral perturbation theory, see Refs. [82–84]. The sea quarks u_{sea} , d_{sea} , and s_{sea} appear in the vector $\Psi_i = (u, d, s, u_{\text{sea}}, d_{\text{sea}}, s_{\text{sea}}, \tilde{u}, \tilde{d}, \tilde{s})_i$, which transforms in the fundamental representation of the $SU(6|3)$ graded group. Accordingly u , d , and s are valence quarks, while \tilde{u} , \tilde{d} , and \tilde{s} are their ghost counterparts which are not Grassman valued. Invariant operators often require the explicit appearance of grading factors of the form $(-1)^{\eta_k}$, where $\eta_k = 1$ for fermionic indices and $\eta_k = 0$ for bosonic indices. The quark electric charge matrix can be written as

$$\mathbf{Q} = \text{diag}(Q_u, Q_d, Q_s, Q_{u_{\text{sea}}}, Q_{d_{\text{sea}}}, Q_{s_{\text{sea}}}, Q_u, Q_d, Q_s), \quad (\text{B1})$$

where the ghost quarks necessarily share the electric charges of their valence counterparts, and the condition $\text{str } \mathbf{Q} \equiv Q_{u_{\text{sea}}} + Q_{d_{\text{sea}}} + Q_{s_{\text{sea}}} = 0$ ensures that no unphysical singlet operators appear. While all sea-quark charges vanish in our computation, $Q_{u_{\text{sea}}} = Q_{d_{\text{sea}}} = Q_{s_{\text{sea}}} = 0$, it is nonetheless useful to treat quantities as functions of the valence- and sea-quark electric charges.

The lowest-lying spin-half baryons in $SU(6|3)$ are embedded in a **240**-dimensional supermultiplet \mathcal{B}_{ijk} [84], and the octet baryons B_i^j formed from three valence quarks are embedded in this supermultiplet as $\mathcal{B}_{ijk}| = \frac{1}{\sqrt{6}} (\epsilon_{ijl} B_k^l + \epsilon_{ikl} B_j^l)$, where the $|$ notation represents the restriction of all indices to the valence sector. Magnetic polarizability operators are $SU(6|3)$ invariants constructed from $\bar{\mathcal{B}}$, \mathcal{B} , and two insertions of the PQ charge matrix \mathbf{Q} . The effective Hamiltonian density describing the magnetic polarizabilities of the **240**-plet baryons has the

TABLE VIII. The left panel shows baryon masses, aM_B , determined on the three ensembles. The first uncertainty shown on masses is statistical, while the second is the fit systematic, including the choice of fit window. Notice that the octet baryons are degenerate on Ensembles I and II. Additionally, in the left panel, Zeeman splittings, $a\Delta E$, computed on the three ensembles, for three values of the magnetic flux quantum, n_Φ , are shown. The first uncertainty is statistical, while the second is the systematic due to the fit, including the choice of fit window. Zeeman splittings on Ensembles I and II are paired due to U -spin symmetry. On the right appear baryon magnetic moments, μ_B , determined in lattice magnetons [LatM], [NM] and [nNM], see Eq. (8). The first uncertainty quoted on magnetic moments is statistical, while the second is the systematic due to the fit, including the choice of fit function. The third is the uncertainty due to the determination of the lattice spacing, which is only present for quantities reported in [NM]. Ensembles I and II necessarily maintain exact U -spin symmetry leading to repeated entries for magnetic moments.

		aM_B	
I		1.20456(13)(67)	
II		0.8352(05)(20)	
		aM_N	aM_Λ
III		0.72649(17)(82)	0.77729(14)(69)
		aM_Σ	aM_Ξ
III		0.79708(13)(71)	0.83732(10)(53)

		$a\Delta E$		
		$n_\Phi = 3$	$n_\Phi = 6$	$n_\Phi = 12$
I	p, Σ^+	-0.04664(18)(50)	-0.0933(04)(13)	-0.1804(12)(52)
	n, Ξ^0	0.029999(23)(77)	0.05792(07)(23)	0.10127(07)(37)
	Σ^-, Ξ^-	0.01793(26)(70)	0.0334(07)(15)	0.0695(13)(26)
		$n_\Phi = 3$	$n_\Phi = 6$	$n_\Phi = 12$
II	p, Σ^+	-0.0280(08)(21)	-0.0559(08)(23)	-0.0986(34)(88)
	n, Ξ^0	0.01794(04)(15)	0.03515(10)(31)	0.06594(17)(60)
	Σ^-, Ξ^-	0.01099(26)(99)	0.0195(05)(19)	0.0417(13)(35)
		$n_\Phi = 3$	$n_\Phi = 6$	$n_\Phi = 12$
III	p	-0.07250(23)(94)	-0.1393(08)(26)	-0.2353(22)(64)
	Σ^+	-0.07058(20)(69)	-0.1352(06)(20)	-0.2314(19)(50)
	n	0.04746(09)(35)	0.0903(03)(14)	0.1399(08)(28)
	Ξ^0	0.04099(10)(28)	0.0771(05)(14)	0.1224(05)(15)
	Σ^-	0.02836(29)(98)	0.0538(04)(16)	0.1054(18)(39)
	Ξ^-	0.02083(37)(97)	0.0418(05)(19)	0.0962(23)(73)

		μ_B [LatM]		
		I	II	III
B				
p		2.534(12)(28)	3.42(08)(15)	3.984(30)(69)
Σ^+		2.534(12)(28)	3.42(08)(15)	3.873(23)(55)
n		-1.645(03)(16)	-2.203(12)(22)	-2.626(11)(51)
Ξ^0		-1.645(03)(16)	-2.203(12)(22)	-2.262(12)(39)
Σ^-		-0.943(12)(26)	-1.264(34)(80)	-1.513(26)(54)
Ξ^-		-0.943(12)(26)	-1.264(34)(80)	-1.136(20)(41)
		μ_B [NM]		
		I	II	III
B				
p		1.752(08)(19)(19)	1.640(39)(72)(23)	2.213(17)(39)(30)
Σ^+		1.752(08)(19)(19)	1.640(39)(72)(23)	2.151(13)(31)(29)
n		-1.138(02)(11)(12)	-1.056(06)(10)(15)	-1.458(06)(28)(20)
Ξ^0		-1.138(02)(11)(12)	-1.056(06)(10)(15)	-1.256(07)(30)(12)
Σ^-		-0.652(08)(18)(07)	-0.606(16)(38)(09)	-0.840(15)(30)(12)
Ξ^-		-0.652(08)(18)(07)	-0.606(16)(38)(09)	-0.631(11)(23)(09)
		μ_B [nNM]		
		I	II	III
B				
p		3.052(14)(34)	2.86(07)(13)	2.895(22)(51)
Σ^+		3.052(14)(34)	2.86(07)(13)	2.813(17)(40)
n		-1.982(03)(19)	-1.840(10)(19)	-1.908(08)(37)
Ξ^0		-1.982(03)(19)	-1.840(10)(19)	-1.643(09)(29)
Σ^-		-1.136(14)(32)	-1.056(28)(67)	-1.099(19)(39)
Ξ^-		-1.136(14)(32)	-1.056(28)(67)	-0.825(14)(30)

form

$$\begin{aligned}
\Delta\mathcal{H}^{(PQ)} = & -\frac{1}{2}4\pi\mathbf{B}^2 \left[\beta_1^{(PQ)} \overline{\mathcal{B}}^{kji} \mathcal{B}_{ijk} \text{str}(\mathbf{Q}^2) + \beta_2^{(PQ)} \overline{\mathcal{B}}^{kji} (\mathbf{Q}\mathbf{Q})_i{}^l \mathcal{B}_{ljk} + \beta_3^{(PQ)} (-1)^{(\eta_i+\eta_j)(\eta_k+\eta_l)} \overline{\mathcal{B}}^{kji} (\mathbf{Q}\mathbf{Q})_k{}^l \mathcal{B}_{ijl} \right. \\
& \left. + \beta_4^{(PQ)} (-1)^{\eta_i(\eta_j+\eta_m)} \overline{\mathcal{B}}^{kji} \mathbf{Q}_i{}^m \mathbf{Q}_j{}^n \mathcal{B}_{lmk} + \beta_5^{(PQ)} (-1)^{\eta_j\eta_m+1} \overline{\mathcal{B}}^{kji} \mathbf{Q}_i{}^m \mathbf{Q}_j{}^n \mathcal{B}_{lmk} \right], \quad (\text{B2})
\end{aligned}$$

where we have used $\text{str}(\mathbf{Q}) = 0$, and the $\beta_j^{(PQ)}$ are numerical coefficients. Notice that the number of independent operators is one greater in the PQ theory compared to QCD, see Eq. (44). The relations between the five PQ coefficients and the four QCD coefficients in the QCD limit can easily be found from matching the two expressions, but the full result is not required here. Only the first operator in Eq. (B2) depends on the electric charges of sea quarks. Contributions to magnetic polarizabilities from this operator are identical for all baryons, and zero for the transition polarizability. Thus $\beta_{\Lambda\Sigma}$ is independent of sea-quark charges in the mass-symmetric limit, i.e. $\beta_{\Lambda\Sigma} = \beta_{\Lambda\Sigma}^{(c)}$, where the superscript (c) denotes the quark-connected part. In general, setting the sea-quark charges to zero corresponds

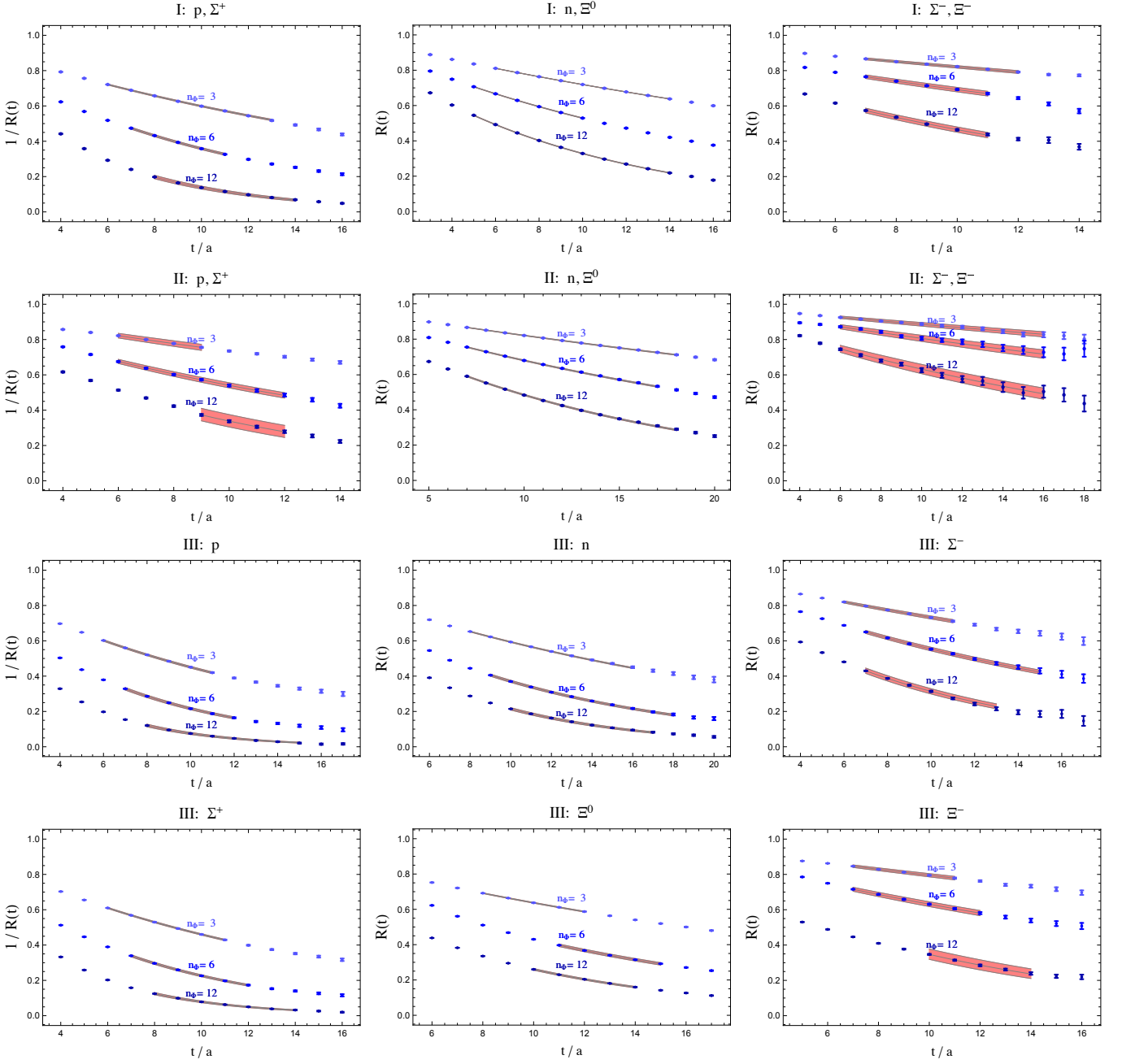


FIG. 15. Ratios of spin-projected baryon correlation functions, $R(t)$ in Eq. (A3), computed on Ensembles I–III, and associated fits. The shaded bands depict the uncertainty in the extracted energy, and include quadrature-combined statistical and systematic uncertainties, with the latter arising from the fit and choice of fit window. For positively charged baryons, the inverse ratios are shown.

to retaining the quark-connected parts of magnetic polarizabilities. For example, the connected part of the neutron magnetic polarizability is denoted by $\beta_n^{(c)}$, and satisfies $\beta_n^{(c)} = \beta_n - \frac{2}{3}\beta_1^{(PQ)}$, where β_n is the magnetic polarizability of the neutron in QCD. In the $SU(3)_F$ mass-symmetric limit, the PQ Hamiltonian for the $I_3 = 0$ baryons at $\mathcal{O}(B^2)$ can be written in the simple form,

$$\Delta H_{I_3=0}^{(PQ)} = -\frac{1}{2}4\pi B^2 \left[\beta_1^{(PQ)} \text{str } \mathbf{Q}^2 \mathbb{1} + \begin{pmatrix} \beta_n^{(c)} + \sqrt{3}\beta_{\Lambda\Sigma} & \beta_{\Lambda\Sigma} \\ \beta_{\Lambda\Sigma} & \beta_n^{(c)} + \frac{1}{\sqrt{3}}\beta_{\Lambda\Sigma} \end{pmatrix} \right]. \quad (\text{B3})$$

Upon setting the sea-quark charges to zero, the connected parts of Λ and Σ^0 magnetic polarizabilities can be identified,

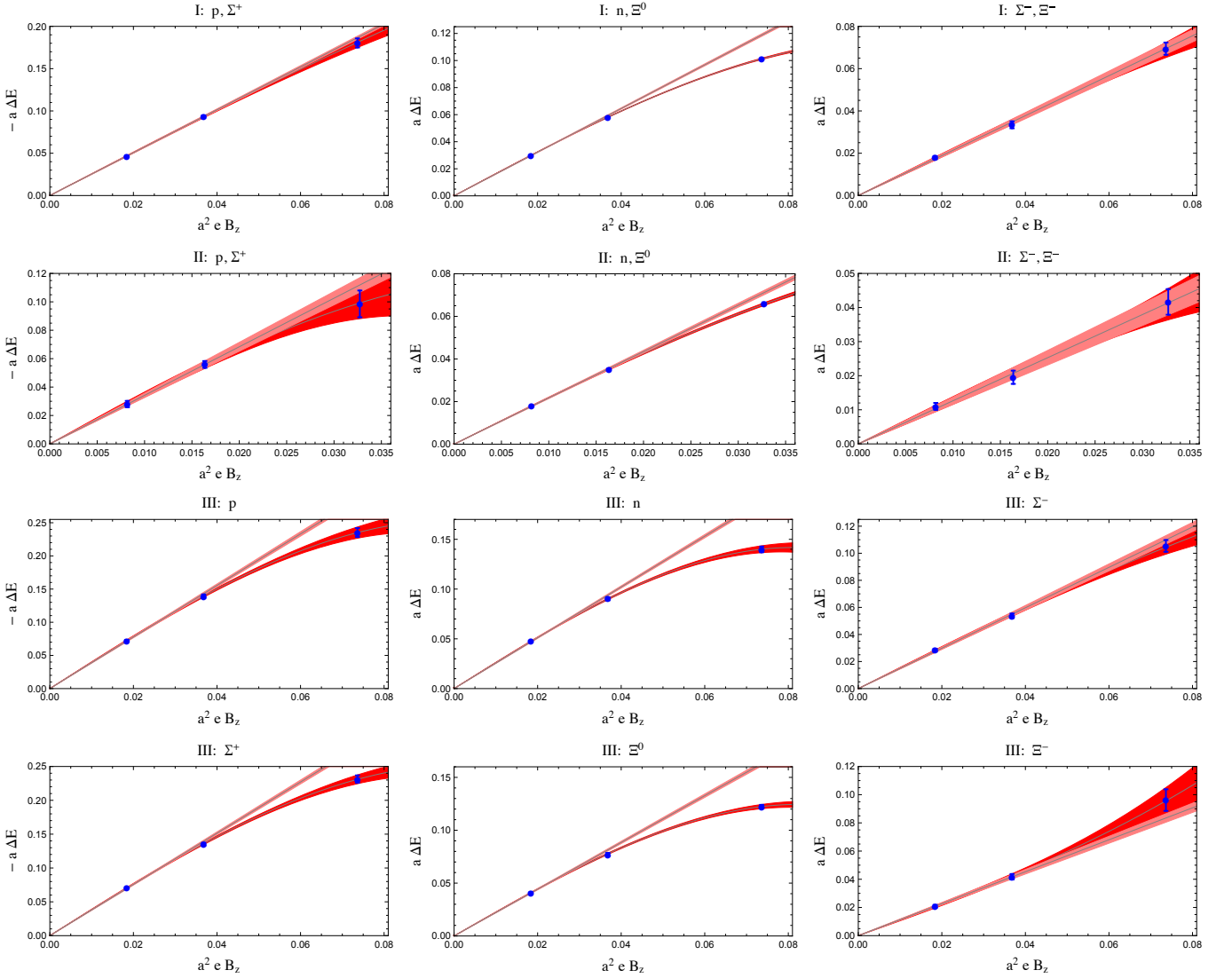


FIG. 16. The magnetic-field dependence of baryon Zeeman splittings computed on Ensembles I–III. Two representative fits are shown: the darker bands correspond to linear plus cubic fits to all three field values, F_3 in Eq. (A4), while lighter bands correspond to linear fits that exclude the value at the largest magnetic field. For the positively charged baryons (appearing in the first column), the negatives of their Zeeman splittings are shown.

$\beta_\Lambda^{(c)} = \beta_n^{(c)} + \frac{1}{\sqrt{3}}\beta_{\Lambda\Sigma}$ and $\beta_{\Sigma^0}^{(c)} = \beta_n^{(c)} + \sqrt{3}\beta_{\Lambda\Sigma}$, respectively, along with the magnetic polarizabilities of the λ_\pm eigenstates. These are given by $\beta_{\lambda_+}^{(c)} = \beta_n^{(c)} + \frac{4}{\sqrt{3}}\beta_{\Lambda\Sigma}$ and $\beta_{\lambda_-}^{(c)} = \beta_n^{(c)}$. This implies that the only modification necessary to account for vanishing sea-quark charges in Eq. (49) is the replacement $\beta_n \rightarrow \beta_n^{(c)}$.

2. Λ – Σ^0 Transition Correlation Function and U -Spin Symmetry

The transition correlation function between Λ and Σ^0 baryons can be obtained from the diagonal baryon two-point functions in the limit of exact U -spin symmetry. This result has been utilized in the analysis of Λ – Σ^0 mixing in Sec. VB, and the derivation is given here. For simplicity, the magnetic field-strength dependence is implicit below.

The neutron interpolating operator used in this work has the form $\chi_\alpha^n(x) = \varepsilon_{abc}(u^{aT}(x)C\gamma_5 d^b(x))d_\alpha^c(x)$, for which the neutron two-point function can be written in terms of the sum of two quark contractions. Using the spin-projection

matrices $\mathcal{P}^{(\pm\frac{1}{2})} = \frac{1}{2}(1 \pm \Sigma_3)$, it can be expressed as

$$G_{nn}^{(s)}(x) = \langle 0 | \mathcal{P}_{\alpha\beta}^{(s)} \chi_\beta^n(x) \chi_\alpha^{n\dagger}(0) | 0 \rangle = \langle S \langle (U, S) \rangle \rangle + \langle S(U, S) \rangle, \quad (\text{B4})$$

making use of a short-hand notation for the quark-level contractions

$$\begin{aligned} \langle 3(1, 2) \rangle &= \mathcal{P}_{\gamma'\gamma}^{(s)} [\mathcal{G}^{(3)}(x, 0)]_{\gamma\beta}^{cc'} \varepsilon_{abc} \varepsilon_{a'b'c'} [\mathcal{G}^{(1)}(x, 0) C \gamma_5]_{\alpha\beta}^{aa'} [C \gamma_5 \mathcal{G}^{(2)}(x, 0)]_{\alpha\beta}^{bb'}, \\ \langle 3 \langle (1, 2) \rangle \rangle &= \mathcal{P}_{\gamma'\gamma}^{(s)} [\mathcal{G}^{(3)}(x, 0)]_{\gamma\beta}^{cc'} \varepsilon_{abc} \varepsilon_{a'b'c'} [\mathcal{G}^{(1)}(x, 0) C \gamma_5]_{\alpha\beta}^{aa'} [C \gamma_5 \mathcal{G}^{(2)}(x, 0)]_{\alpha\beta}^{bb'}. \end{aligned} \quad (\text{B5})$$

The quantities $\mathcal{G}^{(j)}$, for $j = 1, 2$, and 3 , represent the propagators for three distinguishable quark flavors, and the angled bracket notation denotes the traces over spinor indices. One can easily demonstrate the identity $\langle 3 \langle (1, 2) \rangle \rangle = \langle 3 \langle (2, 1) \rangle \rangle$ for the second type of quark contraction. In the relevant n , Σ^0 and Λ baryon correlation functions, $1 \rightarrow U$, and $2, 3 \rightarrow S$ on account of U -spin symmetry, i.e. because $m_d = m_s$ and $Q_d = Q_s$.

From the Σ^0 interpolating operator, $\chi_\alpha^{\Sigma^0}(x) = \frac{1}{\sqrt{2}} \varepsilon_{abc} [(s^{aT}(x) C \gamma_5 d^b(x)) u_\alpha^c(x) + (s^{aT}(x) C \gamma_5 u^b(x)) d_\alpha^c(x)]$, the two-point function has the form

$$G_{\Sigma\Sigma}^{(s)}(x) = \langle 0 | \mathcal{P}_{\alpha\beta}^{(s)} \chi_\beta^{\Sigma^0}(x) \chi_\alpha^{\Sigma^0\dagger}(0) | 0 \rangle = \frac{1}{2} [\langle U \langle (S, S) \rangle \rangle + \langle U(S, S) \rangle + \langle S \langle (S, U) \rangle \rangle + \langle S(S, U) \rangle], \quad (\text{B6})$$

making explicit use of U -spin symmetry above by writing all down-quarks propagators as strange-quark propagators. Similarly, from the Λ interpolating operator, which has the form $\chi_\alpha^\Lambda(x) = \frac{1}{\sqrt{6}} \varepsilon_{abc} [2(u^{aT}(x) C \gamma_5 d^b(x)) s_\alpha^c(x) + (u^{aT}(x) C \gamma_5 s^b(x)) d_\alpha^c(x) - (d^{aT}(x) C \gamma_5 s^b(x)) u_\alpha^c(x)]$, the Λ two-point function is given by

$$G_{\Lambda\Lambda}^{(s)}(x) = \langle 0 | \mathcal{P}_{\alpha\beta}^{(s)} \chi_\beta^\Lambda(x) \chi_\alpha^{\Lambda\dagger}(0) | 0 \rangle = \frac{1}{4} [5 \langle S \langle (U, S) \rangle \rangle + 4 \langle S(U, S) \rangle + \langle U \langle (S, S) \rangle \rangle + \langle U(S, S) \rangle + \langle S(S, U) \rangle]. \quad (\text{B7})$$

Transition correlation functions between the Λ and Σ^0 baryons are defined by $G_{\Lambda\Sigma}^{(s)}(x) = \langle 0 | \mathcal{P}_{\alpha\beta}^{(s)} \chi_\beta^\Lambda(x) \chi_\alpha^{\Sigma^0\dagger}(0) | 0 \rangle$ and $G_{\Sigma\Lambda}^{(s)}(x) = \langle 0 | \mathcal{P}_{\alpha\beta}^{(s)} \chi_\beta^{\Sigma^0}(x) \chi_\alpha^{\Lambda\dagger}(0) | 0 \rangle$. These can be written in terms of the following quark contractions

$$G_{\Lambda\Sigma}^{(s)}(x) = G_{\Sigma\Lambda}^{(s)}(x) = \frac{1}{2\sqrt{3}} [\langle U \langle (S, S) \rangle \rangle + \langle U(S, S) \rangle + \langle S(S, U) \rangle - \langle S \langle (U, S) \rangle \rangle - 2 \langle S(U, S) \rangle]. \quad (\text{B8})$$

From this expression, the desired relations, $G_{\Lambda\Sigma}^{(s)}(x) = G_{\Sigma\Lambda}^{(s)}(x) = \frac{1}{\sqrt{3}} [G_{\Sigma\Sigma}^{(s)}(x) - G_{nn}^{(s)}(x)]$, follow, along with $G_{nn}^{(s)}(x) = \frac{1}{2} [3G_{\Lambda\Lambda}^{(s)}(x) - G_{\Sigma\Sigma}^{(s)}(x)]$. We have confirmed the latter relation holds configuration-by-configuration for each magnetic field in accordance with U -spin symmetry. It shows, moreover, that the neutron correlation function can be omitted from this discussion, in favor of $G_{\Lambda\Sigma}^{(s)}(x) = G_{\Sigma\Lambda}^{(s)}(x) = \frac{\sqrt{3}}{2} [G_{\Sigma\Sigma}^{(s)}(x) - G_{\Lambda\Lambda}^{(s)}(x)]$.

3. Λ - Σ^0 Correlator Analysis

On the U -spin symmetric ensembles, the energy eigenstates of the Λ - Σ^0 system are calculated from principal correlators that are solutions to the generalized eigenvalue problem in Eq. (52), requiring the same baryon operators for the source and sink. The correlation functions used in this work are constructed from multiple different source locations on each configuration, making the smeared source interpolators the same as the zero-momentum projected, smeared-sink interpolators within statistical uncertainty (on the ensemble average, this is guaranteed by momentum conservation). Therefore, only the SS correlation functions are utilized in this part of the analysis.

For each of the spin-projected, principal correlators,

$G_\lambda^{(s)}(t, t_0, n_\Phi)$, ratios of correlation functions

$$r_\lambda^{(s)}(t) = G_\lambda^{(s)}(t, t_0, n_\Phi) / G_\lambda^{(s)}(t, t_0, 0), \quad (\text{B9})$$

are formed, where the magnetic-field dependence is treated as implicit. The time offset t_0 is the same parameter employed to solve Eq. (52), and the value $t_0/a = 3$ is used. The effect of varying t_0 is found to be numerically insignificant in this particular analysis, and for this reason we drop the t_0 label from $r_\lambda^{(s)}(t)$, which should be independent of t_0 . For the normalization of the ratios, it is possible to divide the principal correlators by any linear combination of the diagonal Λ and Σ^0 correlation functions in zero magnetic field due to their mass degeneracy (including the exact linear combinations for the λ_\pm states which are known from the analytic solution). For the present study, the Σ^0 correlator is used for λ_+ ,

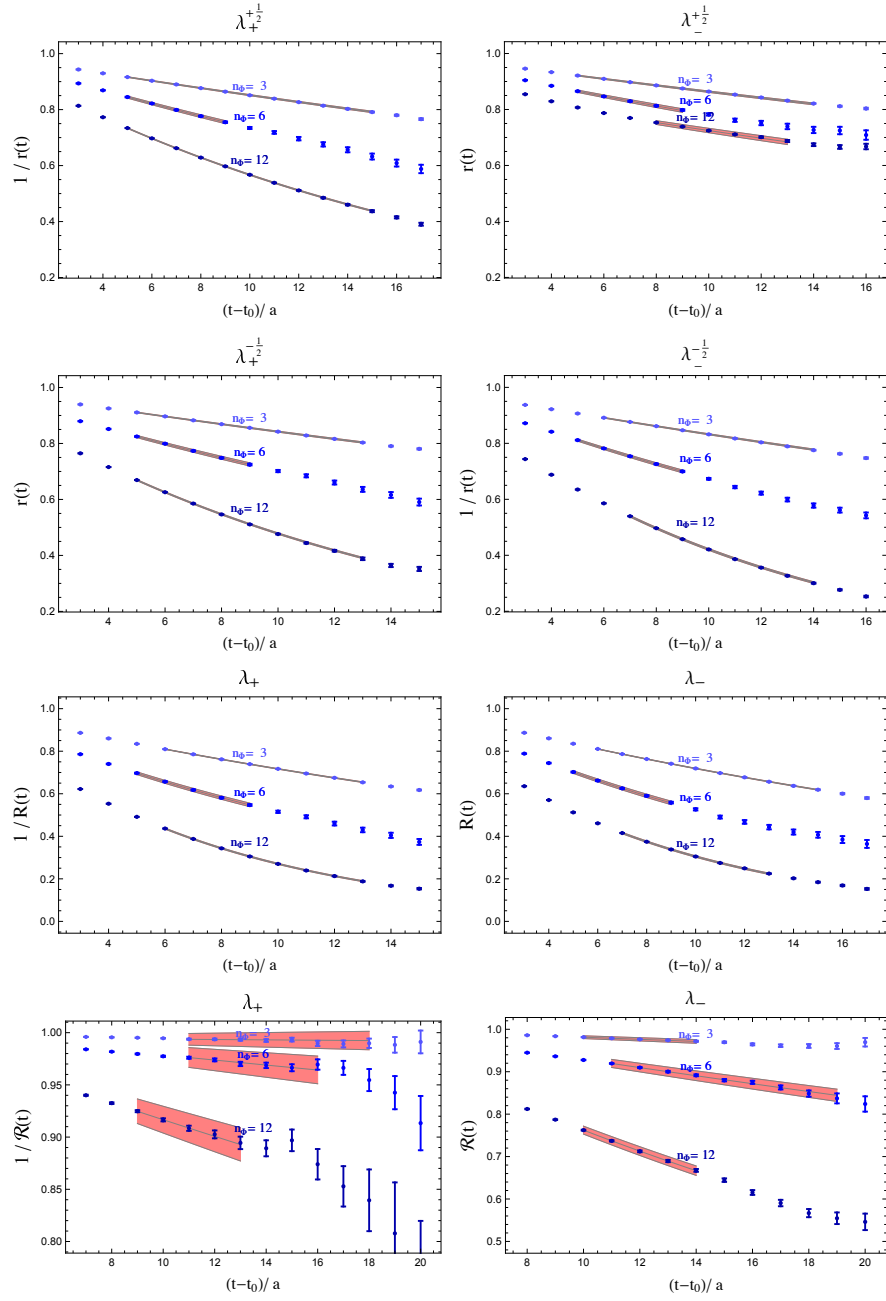


FIG. 17. Ratios formed from spin-projected, principal correlators in the Λ - Σ^0 system calculated on Ensemble I. The ratios $r(t)$ defined in Eq. (B9) are used to obtain energy differences of a given spin state, whereas further ratios, $R(t)$ defined in Eq. (B10), are used to obtain the Zeeman splittings. Ratios of spin-averaged principal correlators, $\mathcal{R}(t)$ in Eq. (B11), are used to obtain spin-averaged energy differences. For each ratio, results of exponential fits to the ratios are also shown. Shaded bands depict the uncertainty on the extracted energy, and include quadrature-combined statistical and systematic uncertainties, with the latter arising from the fit and choice of fit window. In cases where the extracted energy differences or Zeeman splittings are negative, inverse ratios are presented as indicated.

and the Λ correlator is used for λ_- . These would be the natural choices in the case of broken $SU(3)_F$. The correlation function ratios are shown in Fig. 17, and allow for the extraction of the energy differences, $E(B_z) - E(0)$. Results of exponential fits to these ratios are presented in Table IX.

To compute magnetic moments, it is efficacious to iso-

late them by taking further ratios

$$R(t) = r_\lambda^{(+\frac{1}{2})}(t) / r_\lambda^{(-\frac{1}{2})}(t), \quad (\text{B10})$$

whose long-time behavior leads to the Zeeman splittings ΔE (see also Eq. (A3)). There is one such ratio for the λ_+ eigenstates, and another for the λ_- eigen-

TABLE IX. Energy eigenvalues of the Λ - Σ^0 system from principal correlation functions calculated on Ensemble I. Ratios have been normalized in Eq. (B9) to produce the energy differences, $aE(B_z) - aE(0)$. Zeeman splittings, $a\Delta E$, computed from ratios of spin-projected principal correlators, Eq. (B10); the spin-averaged energy differences, $\overline{E}(B_z) - \overline{E}(0)$, are also obtained from Eq. (B11). The first uncertainty quoted is statistical, while the second is the systematic due to the fit and choice of fit window. Baryon magnetic moments, μ_B , are determined in [LatM]. The first uncertainty quoted on magnetic moments is statistical, while the second is the systematic due to the fit and choice of fit function. Magnetic polarizabilities are determined from fits to the magnetic-field dependence of spin-averaged energy differences, and the associated uncertainties are statistical, systematic, and additionally scale-setting for the case of standard physical units, [10^{-4}fm^3].

	$aE(B_z) - aE(0)$		
	$n_\Phi = 3$	$n_\Phi = 6$	$n_\Phi = 12$
$\lambda_+^{+\frac{1}{2}}$	-0.01461(02)(20)	-0.02801(27)(65)	-0.05162(06)(24)
$\lambda_+^{-\frac{1}{2}}$	0.01566(03)(19)	0.03218(29)(71)	0.06721(13)(41)
$\lambda_-^{+\frac{1}{2}}$	0.01294(02)(26)	0.02079(36)(70)	0.01924(40)(90)
$\lambda_-^{-\frac{1}{2}}$	-0.01710(03)(19)	-0.03706(27)(65)	-0.08266(21)(62)
	$a\Delta E$		
	$n_\Phi = 3$	$n_\Phi = 6$	$n_\Phi = 12$
λ_+	-0.03040(06)(14)	-0.0602(06)(14)	-0.11938(27)(78)
λ_-	0.03002(05)(13)	0.0578(06)(13)	0.10308(37)(88)
	$a\Delta\overline{E}$		
	$n_\Phi = 3$	$n_\Phi = 6$	$n_\Phi = 12$
λ_+	0.00017(15)(45)	0.00254(35)(72)	0.0087(05)(11)
λ_-	-0.00256(11)(28)	-0.01068(25)(82)	-0.0335(04)(10)
	μ_B [LatM]		
	$s = +\frac{1}{2}$	$s = -\frac{1}{2}$	Zeeman
λ_+	1.648(17)(80)	1.661(15)(56)	1.6532(61)(86)
λ_-	-1.71(02)(38)	-1.73(02)(15)	-1.646(06)(18)
	$\beta_B^{(c)}$ [10^{-4}fm^3]		
	$\beta_B^{(c)}$ [LatU]	$\hat{\beta}_B^{(c)}$	$\beta_B^{(c)}$ [10^{-4}fm^3]
λ_+	-1.63(12)(22)	-0.0479(36)(66)	-0.73(05)(10)(01)
λ_-	7.77(27)(57)	0.228(08)(17)	3.48(12)(26)(04)
$\Lambda\Sigma$	-4.06(13)(27)	-0.1196(39)(79)	-1.82(06)(12)(02)

states. These double ratios and exponential fits to their time dependence are shown in Fig. 17 and given in Table IX. Values of the energy differences, $E(B_z) - E(0)$, and Zeeman splittings, ΔE , allow determination of magnetic moments through fits to their magnetic-field dependence. For the spin-dependent energy differences, a linear plus quadratic fit function, namely $\tilde{F}_2^{(s)}(B) = -2\mu s B + \tilde{f}_2^{(s)} B^2$, for $s = \pm\frac{1}{2}$ is utilized. The fits are shown in Fig. 11, and extracted values of magnetic moments are given in Table IX. For Zeeman splittings, the fit functions F_1 and F_3 appearing in Eq. (A4) are used.

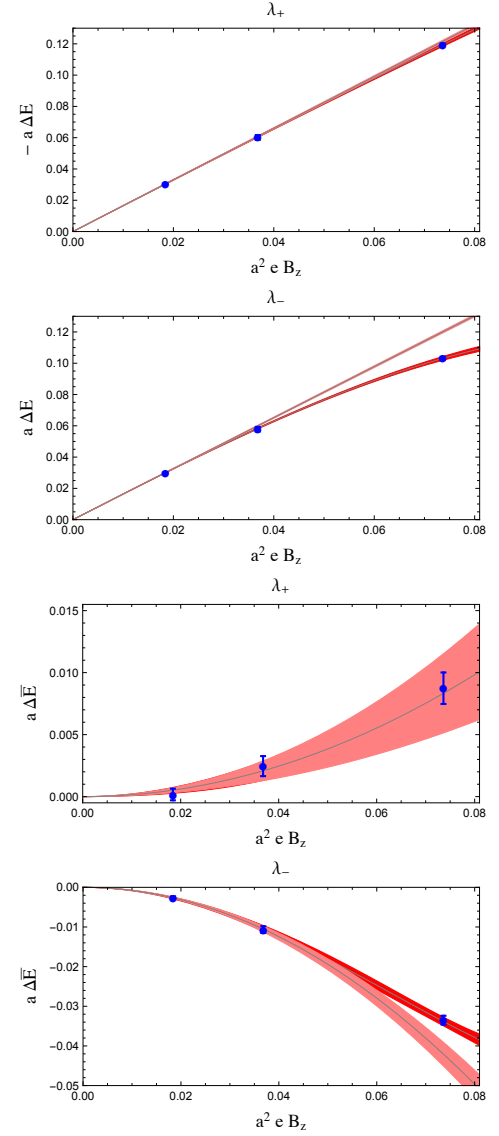


FIG. 18. Fits to the magnetic-field dependence of Zeeman splittings and spin-averaged energy differences in the Λ - Σ^0 system calculated on Ensemble I. For Zeeman splittings, two representative fits are shown: the darker band corresponds to fitting all three magnetic field values to a linear plus cubic form, F_3 in Eq. (A4), while the lighter band corresponds to a linear fit that excludes the largest magnetic field value. For the λ_+ eigenstate, the negative of the Zeeman splittings are shown. For the spin-averaged energy differences, $\Delta\overline{E}$, the two representative fits are: a fit to all three magnetic field values using quadratic plus quartic form, \mathcal{F}_4 in Eq. (B12), shown as a darker band; a quadratic fit that excludes the largest magnetic field value, shown as a lighter band.

Representative fits are shown in Fig. 18.

The final part of the analysis concerning the Λ - Σ^0 system is the determination of magnetic polarizabilities, which are responsible for lifting the residual degeneracy of the different eigenstates of opposite spin. To determine the polarizabilities, products of ratios of spin-projected

principal correlators,

$$\mathcal{R}(t) = \sqrt{r_\lambda^{(+\frac{1}{2})}(t) r_\lambda^{(-\frac{1}{2})}(t)}, \quad (\text{B11})$$

are formed, whose long-time exponential behavior is governed by the spin-averaged energy differences, $\Delta\bar{E} \equiv \bar{E}(B_z) - \bar{E}(0)$, where $\bar{E}(\mathbf{B}) = \frac{1}{2} [E^{(+\frac{1}{2})}(\mathbf{B}) + E^{(-\frac{1}{2})}(\mathbf{B})]$. There is one such ratio for each of the two eigenstates λ_\pm and each has been plotted in Fig 17, along with exponential fits. Results of fitting the $\mathcal{R}(t)$ ratios are provided in Table IX. Values of the spin-averaged energy differences are then fit as a function of the magnetic field to extract the magnetic polarizabil-

ity, β , using the two fit functions

$$\begin{aligned} \mathcal{F}_2(B) &= -\beta B^2, \\ \mathcal{F}_4(B) &= -\beta B^2 + g_4 B^4. \end{aligned} \quad (\text{B12})$$

Using values of the magnetic field in lattice units, $a^2 e B_z$, leads to fit parameters β in lattice polarizability units, $[\text{LatU}] = e^2 a^3$. Table IX also provides values for $\hat{\beta}$, which are polarizabilities in units of $e^2/M_B^2(M_T - M_B)$, where $aM_T = 1.3321(10)(19)$ is the mass of the baryon decuplet on Ensemble I [34], and values for β in the conventional polarizability units of $[10^{-4} \text{fm}^3]$ using the lattice spacing given in Table I.

-
- [1] M. Gell-Mann, “A schematic model of baryons and mesons,” *Phys. Lett.* **8**, 214–215 (1964).
- [2] G. Zweig, “An SU(3) model for strong interaction symmetry and its breaking. Version 1,” (1964).
- [3] G. Zweig, “An SU(3) model for strong interaction symmetry and its breaking. Version 2,” in *Developments in the Quark Theory of Hadrons. Vol. 1. 1964 - 1978*, edited by D.B. Lichtenberg and Simon Peter Rosen (1964) pp. 22–101.
- [4] M. Gell-Mann, “Symmetries of baryons and mesons,” *Phys. Rev.* **125**, 1067–1084 (1962).
- [5] Y. Ne’eman, “Derivation of strong interactions from a gauge invariance,” *Nucl. Phys.* **26**, 222–229 (1961).
- [6] S. R. Coleman and S. L. Glashow, “Electrodynamical properties of baryons in the unitary symmetry scheme,” *Phys. Rev. Lett.* **6**, 423 (1961).
- [7] S. Okubo, “Some consequences of unitary symmetry model,” *Phys. Lett.* **4**, 14–16 (1963).
- [8] M. A. B. Beg, B. W. Lee, and A. Pais, “SU(6) and electromagnetic interactions,” *Phys. Rev. Lett.* **13**, 514–517 (1964).
- [9] B. Sakita, “Electromagnetic properties of baryons in the supermultiplet scheme of elementary particles,” *Phys. Rev. Lett.* **13**, 643–646 (1964).
- [10] D. G. Caldi and H. Pagels, “Chiral perturbation theory and the magnetic moments of the baryon octet,” *Phys. Rev.* **D10**, 3739 (1974).
- [11] E. E. Jenkins, M. E. Luke, A. V. Manohar, and M. J. Savage, “Chiral perturbation theory analysis of the baryon magnetic moments,” *Phys. Lett.* **B302**, 482–490 (1993), [Erratum: *Phys. Lett.* **B388**, 866(1996)], arXiv:hep-ph/9212226 [hep-ph].
- [12] R. F. Dashen, E. E. Jenkins, and A. V. Manohar, “Spin flavor structure of large N_c baryons,” *Phys. Rev.* **D51**, 3697–3727 (1995), arXiv:hep-ph/9411234 [hep-ph].
- [13] G. Ahuatzin, R. Flores-Mendieta, and M. A. Hernandez-Ruiz, “Baryon magnetic moments in large- N_c chiral perturbation theory: Effects of the decuplet-octet mass difference and flavor symmetry breaking,” *Phys. Rev.* **D89**, 034012 (2014), arXiv:1011.5268 [hep-ph].
- [14] E. E. Jenkins, “Baryon magnetic moments in the $1/N_c$ expansion with flavor symmetry breaking,” *Phys. Rev.* **D85**, 065007 (2012), arXiv:1111.2055 [hep-ph].
- [15] G. ’t Hooft, “A planar diagram theory for strong interactions,” *Nucl. Phys.* **B72**, 461 (1974).
- [16] C. W. Bernard, T. Draper, K. Olynyk, and M. Rushon, “Lattice QCD calculation of some baryon magnetic moments,” *Phys.Rev.Lett.* **49**, 1076 (1982).
- [17] G. Martinelli, G. Parisi, R. Petronzio, and F. Rapuano, “The proton and neutron magnetic moments in lattice QCD,” *Phys.Lett.* **B116**, 434 (1982).
- [18] F.X. Lee, R. Kelly, L. Zhou, and W. Wilcox, “Baryon magnetic moments in the background field method,” *Phys.Lett.* **B627**, 71–76 (2005), arXiv:hep-lat/0509067 [hep-lat].
- [19] W. Detmold, B.C. Tiburzi, and A. Walker-Loud, “Extracting nucleon magnetic moments and electric polarizabilities from lattice QCD in background electric fields,” *Phys.Rev.* **D81**, 054502 (2010), arXiv:1001.1131 [hep-lat].
- [20] T. Primer, W. Kamleh, D. Leinweber, and M. Burkardt, “Magnetic properties of the nucleon in a uniform background field,” *Phys.Rev.* **D89**, 034508 (2014), arXiv:1307.1509 [hep-lat].
- [21] C. Aubin, K. Orginos, V. Pascalutsa, and M. Vanderhaeghen, “Magnetic moments of delta and omega-baryons with dynamical clover fermions,” *Phys.Rev.* **D79**, 051502 (2009), arXiv:0811.2440 [hep-lat].
- [22] E. V. Lushevskaya, O. E. Solovjeva, and O. V. Teryaev, “Lattice Stern-Gerlach experiment,” (2016), arXiv:1608.03472 [hep-lat].
- [23] H.R. Fiebig, W. Wilcox, and R.M. Woloshyn, “A study of hadron electric polarizability in quenched lattice QCD,” *Nucl.Phys.* **B324**, 47 (1989).
- [24] J. C. Christensen, W. Wilcox, F. X. Lee, and L.-M. Zhou, “Electric polarizability of neutral hadrons from lattice QCD,” *Phys.Rev.* **D72**, 034503 (2005), arXiv:hep-lat/0408024 [hep-lat].
- [25] F. X. Lee, L. Zhou, W. Wilcox, and J. C. Christensen, “Magnetic polarizability of hadrons from lattice QCD in the background field method,” *Phys.Rev.* **D73**, 034503 (2006), arXiv:hep-lat/0509065 [hep-lat].
- [26] W. Detmold, B.C. Tiburzi, and Andre Walker-Loud, “Electromagnetic and spin polarisabilities in lattice QCD,” *Phys.Rev.* **D73**, 114505 (2006), arXiv:hep-lat/0603026 [hep-lat].
- [27] W. Detmold, B. C. Tiburzi, and A. Walker-Loud, “Extracting electric polarizabilities from lattice QCD,”

- Phys.Rev. **D79**, 094505 (2009), arXiv:0904.1586 [hep-lat].
- [28] M. Lujan, A. Alexandru, W. Freeman, and F. Lee, “Electric polarizability of neutral hadrons from dynamical lattice QCD ensembles,” Phys.Rev. **D89**, 074506 (2014), arXiv:1402.3025 [hep-lat].
- [29] W. Freeman, A. Alexandru, M. Lujan, and F. X. Lee, “Sea quark contributions to the electric polarizability of hadrons,” Phys.Rev. **D90**, 054507 (2014), arXiv:1407.2687 [hep-lat].
- [30] E. V. Luschevskaya, O. A. Kochetkov, O. V. Teryaev, and O. E. Solovjeva, “ π^\pm and $\rho^{0,\pm}$ mesons in a strong magnetic field on the lattice,” JETP Lett. **101**, 674–678 (2015).
- [31] E. V. Luschevskaya, O. E. Solovjeva, and O. V. Teryaev, “Magnetic polarizability of pion,” Phys. Lett. **B761**, 393–398 (2016), arXiv:1511.09316 [hep-lat].
- [32] T. Appelquist *et al.*, “Detecting stealth dark matter directly through electromagnetic polarizability,” Phys. Rev. Lett. **115**, 171803 (2015), arXiv:1503.04205 [hep-ph].
- [33] S. R. Beane, E. Chang, S. Cohen, W. Detmold, H. W. Lin, K. Orginos, A. Parreño, M. J. Savage, and B. C. Tiburzi, “Magnetic moments of light nuclei from lattice quantum chromodynamics,” Phys. Rev. Lett. **113**, 252001 (2014), arXiv:1409.3556 [hep-lat].
- [34] E. Chang, W. Detmold, K. Orginos, A. Parreño, M. J. Savage, B. C. Tiburzi, and S. R. Beane (NPLQCD), “Magnetic structure of light nuclei from lattice QCD,” Phys. Rev. **D92**, 114502 (2015), arXiv:1506.05518 [hep-lat].
- [35] S. R. Beane, E. Chang, W. Detmold, K. Orginos, A. Parreño, M. J. Savage, and B. C. Tiburzi (NPLQCD), “Ab initio calculation of the $np \rightarrow d\gamma$ radiative capture process,” Phys. Rev. Lett. **115**, 132001 (2015), arXiv:1505.02422 [hep-lat].
- [36] M. Lüscher, “Volume dependence of the energy spectrum in massive quantum field theories. 2. Scattering states,” Commun.Math.Phys. **105**, 153–188 (1986).
- [37] M. Lüscher, “Two particle states on a torus and their relation to the scattering matrix,” Nucl.Phys. **B354**, 531–578 (1991).
- [38] W. Detmold and M. J. Savage, “Electroweak matrix elements in the two nucleon sector from lattice QCD,” Nucl.Phys. **A743**, 170–193 (2004), arXiv:hep-lat/0403005 [hep-lat].
- [39] H. B. Meyer, “Photodisintegration of a bound state on the torus,” (2012), arXiv:1202.6675 [hep-lat].
- [40] H.-W. Lin and K. Orginos, “Strange baryon electromagnetic form factors and SU(3) flavor symmetry breaking,” Phys. Rev. **D79**, 074507 (2009), arXiv:0812.4456 [hep-lat].
- [41] T. Bhattacharya, S. D. Cohen, R. Gupta, A. Joseph, H.-W. Lin, and B. Yoon, “Nucleon charges and electromagnetic form factors from 2+1+1-flavor lattice QCD,” Phys. Rev. **D89**, 094502 (2014), arXiv:1306.5435 [hep-lat].
- [42] P. E. Shanahan, A. W. Thomas, R. D. Young, J. M. Zanotti, R. Horsley, Y. Nakamura, D. Pleiter, P. E. L. Rakow, G. Schierholz, and H. Stuben (QCDSF/UKQCD, CSSM), “Magnetic form factors of the octet baryons from lattice QCD and chiral extrapolation,” Phys. Rev. **D89**, 074511 (2014), arXiv:1401.5862 [hep-lat].
- [43] Z. Davoudi and W. Detmold, “Implementation of general background electromagnetic fields on a periodic hypercubic lattice,” Phys. Rev. **D92**, 074506 (2015), arXiv:1507.01908 [hep-lat].
- [44] Z. Davoudi and W. Detmold, “Composite vector particles in external electromagnetic fields,” Phys. Rev. **D93**, 014509 (2016), arXiv:1510.02444 [hep-lat].
- [45] G. Bali and G. Endrödi, “Hadronic vacuum polarization and muon $g-2$ from magnetic susceptibilities on the lattice,” Phys. Rev. **D92**, 054506 (2015), arXiv:1506.08638 [hep-lat].
- [46] W. Detmold, “Flavor singlet physics in lattice QCD with background fields,” Phys. Rev. **D71**, 054506 (2005), arXiv:hep-lat/0410011 [hep-lat].
- [47] W. Freeman and D. Toussaint (MILC), “Intrinsic strangeness and charm of the nucleon using improved staggered fermions,” Phys. Rev. **D88**, 054503 (2013), arXiv:1204.3866 [hep-lat].
- [48] R. Horsley, R. Mollo, Y. Nakamura, H. Perlt, D. Pleiter, P. E. L. Rakow, G. Schierholz, A. Schiller, F. Winter, and J. M. Zanotti (UKQCD, QCDSF), “A lattice study of the glue in the nucleon,” Phys. Lett. **B714**, 312–316 (2012), arXiv:1205.6410 [hep-lat].
- [49] A. J. Chambers *et al.* (QCDSF/UKQCD, CSSM), “Feynman-Hellmann approach to the spin structure of hadrons,” Phys. Rev. **D90**, 014510 (2014), arXiv:1405.3019 [hep-lat].
- [50] A. J. Chambers *et al.*, “Applications of the Feynman-Hellmann theorem in hadron structure,” *Proceedings, 33rd International Symposium on Lattice Field Theory (Lattice 2015): Kobe, Japan, July 14-18, 2015*, PoS **LATTICE2015**, 125 (2016), arXiv:1511.07090 [hep-lat].
- [51] M. J. Savage, P. E. Shanahan, B. C. Tiburzi, M. L. Wagman, F. Winter, S. R. Beane, E. Chang, Z. Davoudi, W. Detmold, and K. Orginos, “Proton-proton fusion and tritium β -decay from lattice quantum chromodynamics,” (2016), arXiv:1610.04545 [hep-lat].
- [52] C. Bouchard, C.-C. Chang, T. Kurth, K. Orginos, and A. Walker-Loud, “On the Feynman-Hellmann Theorem in Quantum Field Theory and the Calculation of Matrix Elements,” (2016), arXiv:1612.06963 [hep-lat].
- [53] U. G. Meissner, Norbert Kaiser, and W. Weise, “Nucleons as Skyrme solitons with vector mesons: Electromagnetic and axial properties,” Nucl. Phys. **A466**, 685–723 (1987).
- [54] A. Walker-Loud *et al.*, “Light hadron spectroscopy using domain wall valence quarks on an Asqtad sea,” Phys. Rev. **D79**, 054502 (2009), arXiv:0806.4549 [hep-lat].
- [55] A. Walker-Loud, “Nuclear physics review,” *Proceedings, 31st International Symposium on Lattice Field Theory (Lattice 2013): Mainz, Germany, July 29-August 3, 2013*, PoS **LATTICE2013**, 013 (2014), arXiv:1401.8259 [hep-lat].
- [56] L. Lellouch, “A high-statistics lattice QCD study of nucleon sigma terms,” *Proceedings, 34th International Symposium on Lattice Field Theory (Lattice 2016)*, Southampton, England, July 24-30 (2016).
- [57] M. Lüscher and P. Weisz, “On-shell improved lattice gauge theories,” Commun.Math.Phys. **97**, 59 (1985).
- [58] G. P. Lepage and P. B. Mackenzie, “On the viability of lattice perturbation theory,” Phys. Rev. **D48**, 2250–2264 (1993), arXiv:hep-lat/9209022 [hep-lat].
- [59] B. Sheikholeslami and R. Wohlert, “Improved continuum limit lattice action for QCD with wilson fermions,” Nucl.Phys. **B259**, 572 (1985).

- [60] S.R. Beane, E. Chang, S.D. Cohen, W. Detmold, H.-W. Lin, *et al.*, “Light nuclei and hypernuclei from quantum chromodynamics in the limit of SU(3) flavor symmetry,” *Phys.Rev.* **D87**, 034506 (2013), arXiv:1206.5219 [hep-lat].
- [61] S.R. Beane *et al.* (NPLQCD Collaboration), “Nucleon-nucleon scattering parameters in the limit of SU(3) flavor symmetry,” *Phys.Rev.* **C88**, 024003 (2013), arXiv:1301.5790 [hep-lat].
- [62] W. Detmold, K. Orginos, A. Parreño, M. J. Savage, B. C. Tiburzi, S. R. Beane, and E. Chang, “Unitary limit of two-nucleon interactions in strong magnetic fields,” *Phys. Rev. Lett.* **116**, 112301 (2016), arXiv:1508.05884 [hep-lat].
- [63] K. Orginos, A. Parreño, M. J. Savage, S. R. Beane, E. Chang, and W. Detmold, “Two nucleon systems at $m_\pi \sim 450$ MeV from lattice QCD,” *Phys. Rev.* **D92**, 114512 (2015), arXiv:1508.07583 [hep-lat].
- [64] G. ’t Hooft, “A property of electric and magnetic flux in nonabelian gauge theories,” *Nucl.Phys.* **B153**, 141 (1979).
- [65] B. C. Tiburzi, “Neutron in a strong magnetic field: Finite volume effects,” *Phys.Rev.* **D89**, 074019 (2014), arXiv:1403.0878 [hep-lat].
- [66] A. Abdel-Rehim, C. Alexandrou, M. Constantinou, K. Hadjiyiannakou, K. Jansen, C. Kallidonis, G. Koutsou, and A. V. Avilés-Casco, “Disconnected quark loop contributions to nucleon observables using $N_f = 2$ twisted clover fermions at the physical value of the light quark mass,” *Proceedings, 33rd International Symposium on Lattice Field Theory (Lattice 2015): Kobe, Japan, July 14-18, 2015*, PoS **LATTICE2015**, 136 (2016), arXiv:1511.00433 [hep-lat].
- [67] J.-W. Lee and B. C. Tiburzi, “Reconciling the lattice background field method with nonrelativistic QED: Spinor case,” *Phys. Rev.* **D90**, 074036 (2014), arXiv:1407.8159 [hep-lat].
- [68] K. A. Olive *et al.* (Particle Data Group), “Review of Particle Physics,” *Chin. Phys.* **C38**, 090001 (2014).
- [69] V. Bernard, N. Kaiser, J. Kambor, and U.-G. Meissner, “Chiral structure of the nucleon,” *Nucl. Phys.* **B388**, 315–345 (1992).
- [70] S. R. Beane and M. J. Savage, “Nucleons in two flavor partially quenched chiral perturbation theory,” *Nucl.Phys.* **A709**, 319–344 (2002), arXiv:hep-lat/0203003 [hep-lat].
- [71] W. Bietenholz *et al.*, “Tuning the strange quark mass in lattice simulations,” *Phys. Lett.* **B690**, 436–441 (2010), arXiv:1003.1114 [hep-lat].
- [72] W. Bietenholz *et al.*, “Flavour blindness and patterns of flavour symmetry breaking in lattice simulations of up, down and strange quarks,” *Phys. Rev.* **D84**, 054509 (2011), arXiv:1102.5300 [hep-lat].
- [73] S. J. Puglia and M. J. Ramsey-Musolf, “Baryon octet magnetic moments in ChPT: More on the importance of the decuplet,” *Phys. Rev.* **D62**, 034010 (2000), arXiv:hep-ph/9911542 [hep-ph].
- [74] S. Dürr *et al.*, “Sigma term and strangeness content of octet baryons,” *Phys. Rev.* **D85**, 014509 (2012), [Erratum: *Phys. Rev.D*93,no.3,039905(2016)], arXiv:1109.4265 [hep-lat].
- [75] L. Durand and P. Ha, “Chiral perturbation theory analysis of the baryon magnetic moments revisited,” *Phys. Rev.* **D58**, 013010 (1998), arXiv:hep-ph/9712492 [hep-ph].
- [76] U.-G. Meissner and S. Steininger, “Baryon magnetic moments in chiral perturbation theory,” *Nucl. Phys.* **B499**, 349–367 (1997), arXiv:hep-ph/9701260 [hep-ph].
- [77] E. E. Jenkins and A. V. Manohar, “Baryon magnetic moments in the $1/N_c$ expansion,” *Phys. Lett.* **B335**, 452–459 (1994), arXiv:hep-ph/9405431 [hep-ph].
- [78] M. Lüscher and U. Wolff, “How to calculate the elastic scattering matrix in two-dimensional quantum field theories by numerical simulation,” *Nucl.Phys.* **B339**, 222–252 (1990).
- [79] F.-J. Jiang and B. C. Tiburzi, “Hyperon electromagnetic properties in two-flavor chiral perturbation theory,” *Phys. Rev.* **D81**, 034017 (2010), arXiv:0912.2077 [nucl-th].
- [80] A. K. Harding and D. Lai, “Physics of strongly magnetized neutron stars,” *Rept. Prog. Phys.* **69**, 2631 (2006), arXiv:astro-ph/0606674 [astro-ph].
- [81] R. G. Edwards and B. Joo (SciDAC Collaboration, LHPC Collaboration, UKQCD Collaboration), “The Chroma software system for lattice QCD,” *Nucl.Phys.Proc.Suppl.* **140**, 832 (2005), arXiv:hep-lat/0409003 [hep-lat].
- [82] J. N. Labrenz and S. R. Sharpe, “Quenched chiral perturbation theory for baryons,” *Phys. Rev.* **D54**, 4595–4608 (1996), arXiv:hep-lat/9605034 [hep-lat].
- [83] M. J. Savage, “The Magnetic moments of the octet baryons in quenched chiral perturbation theory,” *Nucl.Phys.* **A700**, 359–376 (2002), arXiv:nucl-th/0107038 [nucl-th].
- [84] J.-W. Chen and M. J. Savage, “Baryons in partially quenched chiral perturbation theory,” *Phys. Rev.* **D65**, 094001 (2002), arXiv:hep-lat/0111050 [hep-lat].