

# Attribute-Driven Community Search

Xin Huang, Laks V.S. Lakshmanan

University of British Columbia  
 {xin0,laks}@cs.ubc.ca

## ABSTRACT

Recently, community search over graphs has attracted significant attention and many algorithms have been developed for finding dense subgraphs from large graphs that contain given query nodes. In applications such as analysis of protein protein interaction (PPI) networks, citation graphs, and collaboration networks, nodes tend to have attributes. Unfortunately, previously developed community search algorithms ignore these attributes and result in communities with poor cohesion w.r.t. their node attributes. In this paper, we study the problem of attribute-driven community search, that is, given an undirected graph  $G$  where nodes are associated with attributes, and an input query  $Q$  consisting of nodes  $V_q$  and attributes  $W_q$ , find the communities containing  $V_q$ , in which most community members are densely inter-connected and have similar attributes.

We formulate our problem of finding attributed truss communities (ATC), as finding all connected and close  $k$ -truss subgraphs containing  $V_q$ , that are locally maximal and have the largest attribute relevance score among such subgraphs. We design a novel attribute relevance score function and establish its desirable properties. The problem is shown to be NP-hard. However, we develop an efficient greedy algorithmic framework, which finds a maximal  $k$ -truss containing  $V_q$ , and then iteratively removes the nodes with the least popular attributes and shrinks the graph so as to satisfy community constraints. We also build an elegant index to maintain the known  $k$ -truss structure and attribute information, and propose efficient query processing algorithms. Extensive experiments on large real-world networks with ground-truth communities shows the efficiency and effectiveness of our proposed methods.

## 1. INTRODUCTION

Graphs have emerged as a powerful model for representing different types of data. For instance, unstructured data (e.g., text documents), semi-structured data (e.g., XML databases) and structured data (e.g., relational databases) can all be modeled as graphs, where the vertices(nodes) are respectively documents, elements, and tuples, and the edges can respectively be hyperlinks, parent-child relationships, and primary-foreign-key relationships [28]. In these graphs, communities naturally exist as groups of nodes that are

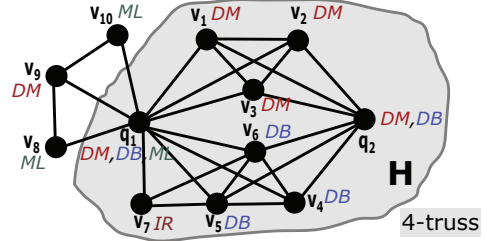


Figure 1: An example attributed graph  $G$

densely interconnected. Finding communities in large networks has found extensive applications in protein-protein interaction networks, sensor/communication networks, and collaboration networks. Consequently, community detection, i.e., finding all communities in a given network, serves as a global network-wide analysis tool, and has been extensively studied in the literature. Specifically, various definitions of communities based on different notions of dense subgraphs have been proposed and studied: quasi-clique [10], densest subgraph [36],  $k$ -core [34, 29, 11, 3], and  $k$ -truss [20, 22]. More recently, a related but different problem called community search has generated considerable interest. It is motivated by the need to make answers more meaningful and personalized to the user [30, 20]. For a given set of query nodes, community search seeks to find the communities containing the query nodes.

In the aforementioned applications, the entities modeled by the network nodes often have properties which are important for making sense of communities. E.g., authors in collaboration networks have areas of expertise; proteins have molecular functions, biological processes, and cellular components as properties. Such networks can be modeled using *attributed graphs* [38] where attributes associated with nodes capture their properties. E.g., Figure 1 shows an example of a collaboration network. The nodes  $q_i, v_j, \dots$  represent authors. Node attributes (e.g., DB, ML) represent authors' topics of expertise. In finding communities (with or without query nodes) over attributed graphs, we might want to ensure that the nodes in the discovered communities have homogeneous attributes. For instance, it has been found that communities with homogeneous attributes among nodes more accurately predict protein complexes [19]. Furthermore, we might wish to query, not just using query nodes, but also using query attributes. To illustrate, consider searching for communities containing the nodes  $\{q_1, q_2\}$ . Based on structure alone, the subgraph  $H$  shown in Figure 1 is a good candidate answer for this search, as it is densely connected. However, attributes of the authors in this community are not homogeneous: the community is a mix of authors working in different topics – DB, DM, IR, and ML. Previous community search methods, such as those based on  $k$ -core [34, 29, 11],  $k$ -truss [22], and 1.0-quasi- $k$ -clique- $\ell$ -adjacent community [10], for  $k = 4$  and  $\ell = 3$ , will all report  $H$  as the top answer and are thus unsatis-

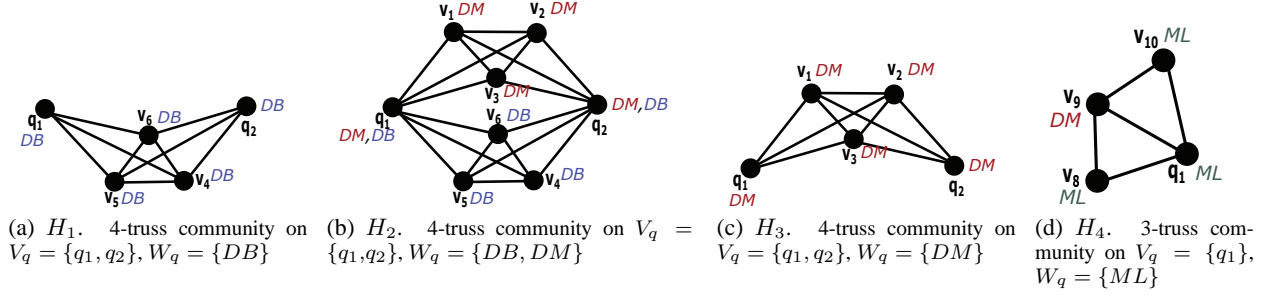


Figure 2: Attribute Communities for queries on different query nodes  $V_q$  and query attributes  $W_q$ .

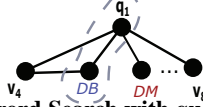


Figure 3: Keyword Search with query  $W_q = \{q_1, DB\}$

factory. The subgraph  $H_2$  obtained from  $H$  by removing node  $v_7$  with unique attribute IR, is a more homogeneous community than  $H$  and is just as densely connected (see Figure 2(b)). Intuitively, it is a better answer than  $H$ . Thus, in general, communities found by previous community search methods can be hard to interpret owing to the heterogeneity of node attributes. Furthermore, the communities reported could contain smaller dense subgraphs with more homogeneity in attributes, which are missed by these previous methods.

Consider now querying the graph of Figure 1 with query nodes  $\{q_1, q_2\}$  and attributes (i.e., keywords)  $\{DB, DM\}$ . We would expect this search to return subgraph  $H_2$  (Figure 2(b)). On the other hand, for the same query nodes, if we search with attribute  $\{DB\}$  (resp.,  $\{DM\}$ ), we expect the subgraph  $H_1$  (resp.,  $H_3$ ) to be returned as the answer (Figure 2(a)&(c)). Both  $H_1$  and  $H_3$  are dense subgraphs where all authors share a common topic (DB or DM).

Given a query consisting of nodes and attributes (keywords), one may wonder whether we can filter out nodes not having those attributes and then run a conventional community search method on the filtered graph. To see how well this may work, consider querying the graph in Figure 1 with query node  $q_1$  and query attribute ML. Filtering out nodes without attribute ML and applying community search yields the chain consisting of  $v_{10}, q_1, v_8$ , which is not densely connected. On the other hand, the subgraph induced by  $\{q_1, v_8, v_9, v_{10}\}$  is a 3-truss in Figure 2(d). Even though it includes one node without ML it is more densely connected than the chain above and is a better answer than the chain as it brings out denser collaboration structure among the authors in the community. Thus, a simple filtering based approach will not work. As some denser subgraphs may be less homogeneous in their node attributes than some sparser ones and a careful balance has to be struck between density and attribute homogeneity.

Another topic related to our problem is keyword search over graphs, which has been extensively studied [1, 18, 17, 5, 23, 12]. A natural question is whether we can model the information suitably and leverage keyword search to find the right communities. We could model authors' attributes also as nodes and directly connect them to the author nodes and query the resulting graph with the union of the author id's and the keywords. Figure 3 illustrates this for a small subgraph of Figure 1 and a query. Keyword search finds answers corresponding to trees or subgraphs with minimum communication cost that connect the input keywords/nodes, where the communication cost is based on diameter, query distance, weight of spanning tree or steiner tree. On this graph, if we search for the query node  $q_1$  and attribute DB, we will get the single edge connecting  $q_1$  and DB as the answer as this is the subgraph with minimum communication cost connecting these two nodes. Clearly,

this is unsatisfactory as a community.

In sum, attributed graphs present novel opportunities for community search by combining dense structure of subgraphs with the level of homogeneity of node attributes in the subgraph. Previous work in community search fails to produce satisfactory answers over attributed graphs, while keyword search based techniques do not find dense subgraphs. The main problem we study in this paper is finding top- $r$  communities from attributed graphs, given a community search query consisting of query nodes and query attributes. This raises the following major challenges. Firstly, how should we combine dense connectedness with the distribution of attributes over the community nodes? We need a community definition that promotes dense structure as well as attribute homogeneity. However, there can be tension between these goals: as illustrated in the example above, some denser subgraphs may be less homogeneous in their node attributes than some sparser ones. Secondly, the definition should capture the intuition that the more input attributes that are covered by a community, the better the community. Finally, we need to find the answer communities from large input graphs in an efficient manner.

To tackle these challenges, we propose an attributed truss community (ATC) model. Given a query  $Q = (V_q, W_q)$  consisting of a set of query nodes  $V_q$  and a set of query attributes  $W_q$ , a good community  $H$  must be a dense subgraph which contains all query nodes and attributes  $W_q$  must be contained in numerous nodes of the community. The more nodes with attribute  $w \in W_q$ , the more importance to  $w$  commonly accorded by the community members. Additionally, the nodes must share as many attributes as possible. Notice that these two conditions are not necessarily equivalent. Capturing these intuitions, we define an attribute score function that strikes a balance between attribute homogeneity and coverage. Moreover, as a qualifying cohesive and tight structure, we define a novel concept of  $(k, d)$ -truss for modeling a densely connected community. A  $(k, d)$ -truss is a connected  $k$ -truss containing all query nodes, where each node has a distance no more than  $d$  from every query node. This inherits many nice structural properties, such as bounded diameter,  $k$ -edge connectivity, and hierarchical structure. Thus, based on attribute score function and  $(k, d)$ -truss, we propose a novel community model as **attributed truss community (ATC)**, which is a  $(k, d)$ -truss with the maximum attribute score. In this paper, we make the following contributions.

- We motivate the problem of attributed community search, and identify the desiderata of a good attributed community (Section 2).
- We propose a novel dense and tight subgraph,  $(k, d)$ -truss, and design an attribute score function satisfying the desiderata set out above. Based on this, we propose a community model called attributed truss community (ATC), and formulate the problem of attributed community search as finding ATC (Section 4).
- We analyze the structural properties of ATC and show that it is non-monotone, non-submodular and non-supermodular,

which signal huge computational challenges. We also formally prove that the problem is NP-hard (Section 5).

- We develop a greedy algorithmic framework to find an ATC containing given query nodes w.r.t. given query attributes. It first finds a maximal  $(k, d)$ -truss, and then iteratively removes nodes with smallest attribute score contribution. For improving the efficiency and quality, we design a revised attribute marginal gain function and a bulk removal strategy for cutting down the number of iterations (Section 6).
- For further improving efficiency, we explore the local neighborhood of query nodes to search an ATC. This algorithm first generates a Steiner tree connecting all query nodes, and then expands the tree to a dense subgraph with the insertion of carefully selected nodes, that have highly correlated attributes and densely connected structure (Section 7).
- We conduct extensive experiments on 7 real datasets, and show that our attribute community model can efficiently and effectively find ground-truth communities and social circles over real-world networks, significantly outperforming previous work (Section 8).

We discuss related work in Section 3, and conclude the paper with a summary in Section 9.

## 2. PRELIMINARIES AND DESIDERATA

### 2.1 Preliminaries

We consider an undirected, unweighted simple graph  $G = (V, E)$  with  $n = |V(G)|$  vertices and  $m = |E(G)|$  edges. We denote the set of neighbors of a vertex  $v$  by  $N(v)$ , and the degree of  $v$  by  $d(v) = |N(v)|$ . We let  $d_{max} = \max_{v \in V} d(v)$  denote the maximum vertex degree in  $G$ . W.l.o.g. we assume that the graphs we consider are connected. Note that this implies that  $m \geq n - 1$ . We consider attributed graphs and denote the set of all attributes in a graph by  $\mathcal{A}$ , with  $\gamma = |\mathcal{A}|$ . Each node  $v \in V$  contains a set of zero or more attributes, denoted by  $\text{attr}(v) \subseteq \mathcal{A}$ . The multiset union of attributes of all nodes in  $G$  is denoted  $\text{attr}(V)$ . Note that  $|\text{attr}(V)| = \sum_{v \in V} |\text{attr}(v)|$ . We use  $V_w \subseteq V$  to denote the set of nodes having attribute  $w$ , i.e.,  $V_w = \{v \in V \mid w \in \text{attr}(v)\}$ .

### 2.2 Desiderata of a good community

Given a query  $Q = (V_q, W_q)$  with a set of query nodes  $V_q \subseteq V$  and a set of query attributes  $W_q$ , the attributed community search (ACS) problem is to find a subgraph  $H \subseteq G$  containing all query nodes  $V_q$ , where the vertices are densely inter-connected, cover as many query attributes  $W_q$  as possible and share numerous attributes. In addition, the communication cost of  $H$  should be low. We call the query  $Q = (V_q, W_q)$  an ACS query. Before formalizing this problem, we first identify the desiderata of a good attributed community.

**Criteria of a good attributed community:** Given a graph  $G(V, E)$  and a ACS query  $Q = (V_q, W_q)$ , an attributed community is a connected subgraph  $H = (V(H), E(H)) \subseteq G$  that satisfies:

1. (Participation)  $H$  contains all query nodes as  $V_q \subseteq V(H)$ ;
2. (Cohesiveness) A cohesiveness function  $\text{coh}(H)$  that measures the cohesive structure of  $H$  is high.
3. (Attribute Coverage and Correlation) An attribute score function  $f(H, W_q)$  that measures the coverage and correlation of query attributes in vertices of  $H$  is high.
4. (Communication Cost) A communication cost function  $\text{com}(H)$  that measures the distance of vertices in  $H$  is low.

Method	Topic	Participation Condition	Attribute Function	Cohesiveness Constraint	Communication Cost
[5]	KS	X	✓	X	✓
[12]	KS	X	✓	X	✓
[28]	KS	X	✓	X	✓
[27]	TF	X	✓	X	✓
[15]	TF	X	✓	✓	✓
[24]	TF	X	✓	X	✓
[34]	CS	✓	X	✓	✓
[10]	CS	✓	X	✓	X
[22]	CS	✓	X	✓	✓
[14]	ACS	✓	✓	✓	X
Ours	ACS	✓	✓	✓	✓

**Table 1: A comparison of representative works on keyword search (KS), team formation (TF), community search (CS) and attribute community search (ACS).**

The participation condition is straightforward. The cohesiveness condition is also straightforward since communities are supposed to be densely connected subgraphs. One can use any notion of dense subgraph previously studied, such as  $k$ -core,  $k$ -truss, etc. The third condition captures the intuition that more query attributes covered by  $H$ , the higher  $f(H, W_q)$ ; also more attributes shared by vertices of  $H$ , the higher  $f(H, W_q)$ . This motivates designing functions  $f(\cdot, \cdot)$  with this property. Finally, keeping the communication cost low helps avoid irrelevant vertices in a community. This is related to the so-called free rider effect, studied in [22, 36]. Intuitively, the closer the community nodes to query nodes, subject to all other conditions, the more relevant they are likely to be to the query. Notice that sometimes a node that does not contain query attributes may still act as a “bridge” between other nodes and help improve the density. A general remark is that other than the first condition, for conditions 2–4, we may either optimize a suitable metric or constrain that the metric be above a threshold (below a threshold for Condition 4). We formalize this intuition in Section 4 and give a precise definition of an attributed community and formally state the main problem studied in the paper.

## 3. RELATED WORK

Work related to this paper can be classified into community search, keyword search, team formation, and community detection in attributed graphs. Table 1 shows a detailed comparison of representative works on these topics.

**Community Search.** Community search on a graph aims to find densely connected communities containing query nodes, and has attracted a great deal of attention recently. Various models based on different dense subgraphs have been proposed and studied: quasi-clique [10], densest subgraph [36],  $k$ -core [34, 11, 3] and  $k$ -truss [20, 22]. All these works focus on the structure of the community while ignoring node attributes. This can result in communities with poor cohesion in the attribute sets of the community nodes. In particular, while [20, 22] use  $k$ -truss as the basis structure of communities, the  $k$ -truss communities they find are not guaranteed to have high cohesion in the attribute sets of the nodes.

**Keyword Search.** Keyword search in relational databases has been extensively studied. Most of the works focus on finding minimal connected tuple trees from a relational database [1, 18, 17, 5, 23, 12]. There are two basic approaches: DBXplorer [1] DISCOVER-I [18], and DISCOVER-II [17] use SQL to find tuple-trees. The other approach materializes a relational database as a graph, and finds trees from the graph: e.g., see BANKS-I [5] and BANKS-II [23]. Keyword search over graphs finds a substructure containing all or a subset of the input keywords. The works [28, 32] report subgraphs instead of trees as keyword search answers. However, keyword search does not consider the cohesive structure involving the query nodes and keywords. As illustrated in the introduction,

keyword search cannot return the right communities over attributed graphs.

**Team Formation.** Lappas et al. [27] introduced the problem of discovering a team of experts from a social network, that satisfies all attributed skills required for a given task with low communication cost. Kargar and An [24] study the team formation problem with a team leader who communicates with each team member to monitor and coordinate the project. Most of the team formation studies focus on a tree substructure, as opposed to densely connected subgraph required by community search. Gajewar and Sarma [15] extend the team formation problem to allow for potentially more than one member possessing each required skill, and use maximum density measure or minimum diameter as the objective. Compared with our problem, these studies do not consider both dense structure and distance constraint at the same time, and also have no constraint on query nodes.

**Community Detection in Attributed Graphs.** Community detection in attributed graphs is to find all densely connected components with homogeneous attributes [38, 7, 33]. Zhou et al. [38] model the community detection problem as graph clustering, and combine structural and attribute similarities through a unified distance measure. When high-dimensional attributed communities are hard to interpret or discover, [21, 16] consider subspace clustering on high-dimensional attributed graphs. A survey of clustering on attributed graphs can be found in [6]. Community detection in attributed graphs is to find all communities of the entire graph, which is clearly different from our goal of query-based community search. Moreover, it is practically hard and inefficient to adapt the above community detection approaches [38, 21, 33] for online attributed community search: community detection is inherently global and much of the work involved may be irrelevant to the community being searched.

Recently, Yang et al. [14] have proposed a model for community search over attributed graphs based on  $k$ -cores. The key distinction with our work is as follows. Our community model is based on  $k$ -trusses, which have well-known advantages over  $k$ -cores such as denser structure. Our search supports multiple query nodes whereas theirs is limited to a single query node. Furthermore, unlike them, we minimize the query distance of the community which has the benefit of avoiding the free rider effect. Finally, unlike them, we validate our model with experiments over datasets with ground-truth communities.

## 4. ATTRIBUTED COMMUNITY MODEL

In this section, we develop a notion of attributed community by formalizing the desiderata discussed in Section 2. We focus our discussion on conditions 2–4.

### 4.1 (k, d)-truss

In the following, we introduce a novel definition of dense and tight substructure called (k, d)-truss by paying attention to cohesiveness and communication cost.

**Cohesiveness.** While a number of definitions for dense subgraphs have been proposed over the years, we adopt the  $k$ -truss model, proposed by Cohen [9], which has gained popularity and has been found to satisfy nice properties.

A subgraph  $H \subseteq G$  is a  $k$ -core, if every vertex in  $H$  has degree at least  $k$ . A triangle in  $G$  is a cycle of length 3. We denote a triangle involving vertices  $u, v, w \in V$  as  $\Delta_{uvw}$ . The support of an edge  $e(u, v) \in E$  in  $G$ , denoted  $\text{sup}_G(e)$ , is the number of triangles containing  $e$ , i.e.,  $\text{sup}_G(e) = |\{\Delta_{uvw} : w \in V\}|$ . When the context is obvious, we drop the subscript and denote the support

as  $\text{sup}(e)$ . Based on the definition of  $k$ -truss [9, 35], we define a connected  $k$ -truss below.

**DEFINITION 1 (CONNECTED K-TRUSS).** *Given a graph  $G$  and an integer  $k$ , a connected  $k$ -truss is a connected subgraph  $H \subseteq G$ , such that  $\forall e \in E(H)$ ,  $\text{sup}_H(e) \geq (k - 2)$ .*

Intuitively, a connected  $k$ -truss is a connected subgraph in which each connection (edge)  $(u, v)$  is “endorsed” by  $k - 2$  common neighbors of  $u$  and  $v$  [9]. A connected  $k$ -truss with a large value of  $k$  signifies strong inner-connections between members of the subgraph. In a  $k$ -truss, each node has degree at least  $k - 1$ , i.e., it is a  $(k - 1)$ -core, and a connected  $k$ -truss is also  $(k - 1)$ -edge-connected, i.e., it remains connected if fewer than  $(k - 1)$  edges are removed [4].

**EXAMPLE 1.** *Consider the graph  $G$  (Figure 1). The edge  $e(v_1, v_2)$  is contained in three triangles  $\Delta_{q_1 v_1 v_2}$ ,  $\Delta_{q_2 v_1 v_2}$  and  $\Delta_{v_3 v_1 v_2}$ , thus its support is  $\text{sup}_G(e) = 3$ . Consider the subgraph  $H_3$  of  $G$  (Figure 2(c)). Every edge of  $H_3$  has support  $\geq 2$ , thus  $H_3$  is a 4-truss. Note that even though the edge  $e(v_1, v_2)$  has support 3, there exists no 5-truss in the graph  $G$  in Figure 1.*

**Communication Cost.** For two nodes  $u, v \in G$ , let  $\text{dist}_G(u, v)$  denote the length of the shortest path between  $u$  and  $v$  in  $G$ , where  $\text{dist}_G(u, v) = +\infty$  if  $u$  and  $v$  are not connected. The diameter of a graph  $G$  is the maximum length of a shortest path in  $G$ , i.e.,  $\text{diam}(G) = \max_{u, v \in G} \{\text{dist}_G(u, v)\}$ . We make use of the notion of graph query distance in the following.

**DEFINITION 2 (QUERY DISTANCE [22]).** *Given a graph  $G$  and query nodes  $V_q \subseteq V$ , the vertex query distance of vertex  $v \in V$  is the maximum length of a shortest path from  $v$  to a query node  $q \in V_q$  in  $G$ , i.e.,  $\text{dist}_G(v, V_q) = \max_{q \in V_q} \text{dist}_G(v, q)$ . Given a subgraph  $H \subseteq G$  and  $V_q \subseteq V(H)$ , the graph query distance of  $H$  is defined as  $\text{dist}_H(H, V_q) = \max_{u \in H} \text{dist}_H(u, V_q) = \max_{u \in H, q \in V_q} \text{dist}_H(u, q)$ .*

Given a subgraph  $H \subseteq G$  and  $V_q \subseteq V(H)$ , the query distance  $\text{dist}_H(H, V_q)$  measures the communication cost between the members of  $H$  and the query nodes. A good community should have a low communication cost with small  $\text{dist}_H(H, V_q)$ .

For the graph  $G$  in Figure 1(a) and query nodes  $V_q = \{q_1, q_2\}$ , the vertex query distance of  $v_7$  is  $\text{dist}_G(v_7, V_q) = \max_{q \in V_q} \{\text{dist}_G(v_7, q)\} = 2$ . Consider the subgraph  $H_1$  in Figure 2(a). Then graph query distance of  $H_1$  is  $\text{dist}_{H_1}(H_1, V_q) = \text{dist}_{H_1}(q_1, q_2) = 2$ . The diameter of  $H_1$  is  $\text{diam}(H_1) = 2$ .

**(k, d)-truss.** We adapt the notions of  $k$ -truss and query distance, and propose a new notion of (k, d)-truss capturing dense cohesiveness and low communication cost.

**DEFINITION 3 ((k, d)-truss).** *Given a graph  $H$ , query nodes  $V_q$ , and numbers  $k$  and  $d$ , we say that  $H$  is a (k, d)-truss iff  $H$  is a connected  $k$ -truss containing  $V_q$  and  $\text{dist}_H(H, V_q) \leq d$ .*

By definition, the cohesiveness of a (k, d)-truss increases with  $k$ , and its proximity to query nodes increases with decreasing  $d$ . For instance, the community  $H_1$  in Figure 2 (a) for  $V_q = \{q_1, q_2\}$  is a (k, d)-truss with  $k = 4$  and  $d = 2$ .

### 4.2 Attribute Score Function

We first identify key properties that should be obeyed by a good attribute score function for a community. Let  $f(H, W_q)$  denote the attribute score of community  $H$  w.r.t. query attributes  $W_q$ . We say

that a node  $v$  of  $H$  covers an attribute  $w \in W_q$ , if  $w \in \text{attr}(v)$ . We say that a node of  $H$  is irrelevant to the query if it does not cover any of the query attributes.

**Principle 1:** The more query attributes that are covered by some node(s) of  $H$ , the higher should be the score  $f(H, W_q)$ . The rationale is obvious.

**Principle 2:** The more nodes contain an attribute  $w \in W_q$ , the higher the contribution of  $w$  should be toward the overall score  $f(H, W_q)$ . The intuition is that attributes that are covered by more nodes of  $H$  signify homogeneity within the community w.r.t. shared query attributes.

**Principle 3:** The more nodes of  $H$  that are irrelevant to the query, the lower the score  $f(H, W_q)$ .

We next discuss a few choices for defining  $f(H, W_q)$  and analyze their pros and cons, before presenting our final choice. An obvious choice is to define  $f(H, W_q) := \sum_{w \in W_q} \text{score}(H, w)$ , where  $\text{score}(H, w)$ , the contribution of attribute  $w$  to the overall score, can be viewed as the relevance of  $H$  w.r.t.  $w$ . This embodies Principle 1 above. Inspired by Principle 2, we could define  $\text{score}(H, w) := |V(H) \cap V_w|$ , i.e., the number of nodes of  $H$  that cover  $w$ . Unfortunately, this choice suffers from some limitations by virtue of treating all query attributes alike. Some attributes may not be shared by many community nodes while others are and this distinction is ignored by the above definition of  $f(H, W_q)$ . To illustrate, consider the community  $H_1$  in Figure 2(a) and the query  $Q = (\{q_1\}, \{DB\})$ ;  $H_1$  has 5 vertices associated with the attribute  $DB$  and achieves a score of 5. The subgraph  $H$  of the graph  $G$  shown in Figure 1 also has the same score of 5. However, while the community in Figure 2(a) is clearly a good community, as all nodes carry attribute  $DB$ , the subgraph  $H$  in Figure 1 includes several irrelevant nodes without attribute  $DB$ . Notice that both  $H_1$  and  $H$  are 4-trusses so we have no way of discriminating between them, which is undesirable.

An alternative is to define  $\text{score}(H, w)$  as  $\frac{|V_w \cap V(H)|}{|V(H)|}$  as this captures the popularity of attribute  $w$ . Unfortunately, this fails to reward larger communities. For instance, consider the query  $Q = (\{q_1, v_4\}, \{DB\})$  over the graph  $G$  in Figure 1. The subgraph  $H_1$  in Figure 2(a) as well as its subgraph obtained by removing  $q_2$  is a 4-truss and both will be assigned a score of 1.

In view of these considerations, we define  $f(H, W_q)$  as a weighted sum of the score contribution of each query attribute, where the weight reflects the popularity of the attribute.

**DEFINITION 4 (ATTRIBUTE SCORE).** Given a subgraph  $H \subseteq G$  and an attribute  $w$ , the weight of an attribute  $w$  is  $\theta(H, w) = \frac{|V_w \cap V(H)|}{|V(H)|}$ , i.e., the fraction of nodes of  $H$  covering  $w$ . For a query  $Q = (V_q, W_q)$  and a community  $H$ , the attribute score of  $H$  is defined as  $f(H, W_q) = \sum_{w \in W_q} \theta(H, w) \times \text{score}(H, w)$ , where  $\text{score}(H, w) = |V_w \cap V(H)|$  is the number of nodes covering  $w$ .

The contribution of an attribute  $w$  to the overall score is  $\theta(H, w) \cdot \text{score}(H, w) = \frac{|V_w \cap V(H)|^2}{|V(H)|}$ . This depends not only on the number of vertices covering  $w$  but also on  $w$ 's popularity in the community  $H$ . This choice discourages vertices unrelated to the query attributes  $W_q$  which decrease the relevance score, without necessarily increasing the cohesion (e.g., trussness). At the same time, it permits the inclusion of essential steiner nodes which act as an important link between nodes that are related to the query, leading to a higher relevance score. E.g., consider the query  $Q = (\{q_1\}, \{ML\})$  on the graph  $G$  in Figure 1. As discussed in Section 1, the community  $H_4$  in Figure 2(d) is preferable to the chain of nodes  $v_8, q_1, v_{10}$ . Notice that it includes  $v_3$  with attribute  $DM$  (but not  $ML$ ) as a steiner node. It can be verified that  $f(H_4, W_q) = \frac{9}{4}$

which is smaller than the attribute score of the chain, which is 3. However,  $H_4$  is a 3-truss whereas the chain is a 2-truss. It is easy to see that any supergraph of  $H_4$  in Figure 1 is at most a 3-truss and has a strictly smaller attribute score.

The more query attributes a community has that are shared by more of its nodes, the higher its attribute score. For example, consider the query  $Q = (\{q_1\}, \{DB, DM\})$  on our running example graph of Figure 1. The communities  $H_1, H_2, H_3$  in Figure 2 are all potential answers for this query. We find that  $f(H_1, W_q) = 5 \cdot 1 + 2 \cdot \frac{2}{5} = 5.8$ ; by symmetry,  $f(H_3, W_q) = 5.8$ ; on the other hand,  $f(H_2, W_q) = 5 \cdot \frac{5}{8} + 5 \cdot \frac{5}{8} = 6.25$ . Intuitively, we can see that  $H_1$  and  $H_3$  are mainly focused in one area ( $DB$  or  $DM$ ) whereas  $H_2$  has 5 nodes covering  $DB$  and  $DM$  each and also has the highest attribute score.

### 4.3 Attributed Truss Community Model

Combining the structure constraint of  $(k, d)$ -truss and the attribute score function  $f(H, W_q)$ , we define an *attributed truss community* (ATC) as follows.

**DEFINITION 5. [Attribute Truss Community]** Given a graph  $G$  and a query  $Q = (V_q, W_q)$  and two numbers  $k$  and  $d$ ,  $H$  is an *attribute truss community* (ATC), if  $H$  satisfies the following conditions:

1.  $H$  is a  $(k, d)$ -truss containing  $V_q$ .
2.  $H$  has the maximum attribute score  $f(H, W_q)$  among subgraphs satisfying condition (1).

In terms of structure and communication cost, condition (1) not only requires that the community containing the query nodes  $V_q$  be densely connected, but also that each node be close to the query nodes. In terms of query attribute coverage and correlation, condition (2) ensures that as many query attributes as possible are covered by as many nodes as possible.

**EXAMPLE 2.** For the graph  $G$  in Figure 1, and query  $Q = (\{q_1, q_2\}, \{DB, DM\})$  with  $k = 4$  and  $d = 2$ ,  $H_2$  in 2(b) is the corresponding ATC, since  $H_2$  is a  $(4, 2)$ -truss with the largest score  $f(H, W_q) = 6.25$  as seen before.

The ATC-Problem studied in this paper can be formally formulated as follows.

**Problem Statement:** Given a graph  $G(V, E)$ , query  $Q = (V_q, W_q)$  and two parameters  $k$  and  $d$ , find an ATC  $H$ , such that  $H$  is a  $(k, d)$ -truss with the maximum attribute score  $f(H, W_q)$ .

We remark that in place of the  $(k, d)$ -truss with the highest attribute score, we could consider the problem of finding the  $r$   $(k, d)$ -trusses with the highest attribute score. Our technical results and algorithms easily generalize to this extension.

## 5. PROBLEM ANALYSIS

In this section, we analyze the complexity of the problem and show that it is NP-hard. We then analyze the properties of the structure and attribute score function of our problem. Our algorithms for community search exploit these properties.

### 5.1 Hardness

Our main result in this section is that the ATC-Problem is NP-hard (Theorem 2). The crux of our proof idea comes from the hardness of finding the densest subgraph with  $\geq k$  vertices [25]. Unfortunately, that problem cannot be directly reduced to our ATC-Problem. To bridge this gap, we extend the notion of graph density to account for vertex weights and define a helper problem called

WDaIK-Problem – given a graph, find the subgraph with maximum “weighed density” with at least  $k$  vertices. We then show that it is NP-hard and then reduce the WDaIK-Problem to our problem.

**Weighted Density.** Let  $G = (V, E)$  be an undirected graph. Let  $w(v)$  be a non-negative weight associated with each vertex  $v \in V$ . Given a subset  $S \subseteq V$ , the subgraph of  $G$  induced by  $S$  is  $G_S = (S, E(S))$ , where  $E(S) = \{(u, v) \in E \mid u, v \in S\}$ . For a vertex  $v$  in a subgraph  $H \subseteq G$ , its degree is  $\deg_H(v) = |\{(u, v) \mid (u, v) \in E(H)\}|$ . Next, we define:

**DEFINITION 6 (WEIGHTED DENSITY.).** Given a subset of vertices  $S \subseteq V$  of a weighted graph  $G$ , the weighted density of subgraph  $G_S$  is defined as  $\chi(G_S) = \sum_{v \in S} \frac{\deg_{G_S}(v) + w(v)}{|S|}$ .

Recall that traditional edge density of an induced subgraph  $G_S$  is  $\rho(G_S) = \frac{|E(S)|}{|S|} = \sum_{v \in S} \frac{\deg_{G_S}(v)}{2|S|}$  [25, 2]. That is,  $\rho(G_S)$  is twice the average degree of a vertex in  $G_S$ . Notice that in Definition 6, if the weight of  $v$  is  $w(v) = 0, \forall v$ , then the weighted density  $\chi(G_S) = 2\rho(G_S)$ . It is well known that finding a subgraph with the maximum edge density can be solved optimally using parametric flow or linear programming relaxation [2]. However, given a number  $k$ , finding the maximum density of a subgraph  $G_S$  containing at least  $k$  vertices is NP-hard [25].

Define the weight of a vertex  $v$  in a graph  $G$  as its degree in  $G$ , i.e.,  $w(v) = \deg_G(v)$ . Then,  $\chi(G_S) = \sum_{v \in S} \frac{\deg_{G_S}(v) + \deg_G(v)}{|S|} = 2\rho(G_S) + \sum_{v \in S} \frac{\deg_G(v)}{|S|}$ . We define a problem, the WDaIK-Problem, as follows: given a graph  $G$  with weights as defined above, and a density threshold  $\alpha$ , check whether  $G$  contains an induced subgraph  $H$  with at least  $k$  vertices such that  $\chi(H) \geq \alpha$ . We show it is NP-hard in Theorem 1. To establish this, we first show that the WDK-Problem, i.e., finding whether  $G$  has a subgraph  $H$  with exactly  $k$  vertices with weighted density at least  $\alpha$ , i.e.,  $\chi(H) \geq \alpha$ , is NP-hard.<sup>1</sup> We then extend this result to the hardness of the WDaIK-Problem.

**LEMMA 1.** WDK-Problem is NP-hard.

**PROOF.** We reduce the well-known NP-complete problem, CLIQUE, to WDK-Problem. Given a graph  $G = (V, E)$  with  $n$  vertices and a number  $k$ , construct a graph  $G' = (V \cup V', E \cup E')$  as follows. For each vertex  $v \in V$ , add  $n - \deg_G(v)$  new dummy vertices.  $G'$  contains an edge connecting each  $v \in V$  with each of its associated dummy vertices. Notice that the maximum degree of any node in  $G'$  is  $n$ . In particular, every vertex in  $V$  has degree  $n$  in  $G'$  whereas every dummy vertex in  $V'$  has degree 1. So for any  $S \subseteq V \cup V'$ ,  $\chi(G'_S) = 2\rho(G'_S) + \frac{\sum_{v \in G'_S} \deg_{G'}(v)}{|S|} \leq 2\rho(G'_S) + n$ . Set  $\alpha = n + k - 1$ . We claim that  $G$  contains a clique of size  $k$  iff  $\chi(G') \geq \alpha$ .

( $\Rightarrow$ ): Suppose  $H \subset G$  is a  $k$ -clique. Since each vertex  $v$  of  $G$  has degree  $n$  in  $G'$  and  $2\rho(H)$  is the average degree of a vertex in  $H$ , we have  $\chi(H) = 2\rho(H) + n = k - 1 + n$ .

( $\Leftarrow$ ): Suppose  $G'$  contains an induced subgraph  $G'_S$  with  $|S| = k$  and with  $\chi(G'_S) \geq n + k - 1$ . It is clear that for any  $S$  with  $S \cap V' \neq \emptyset$ ,  $\chi(G'_S) < n + k - 1$ . The reason is that vertices in  $V'$  have degree  $1 < n$  in  $G'$ . Thus, we must have  $S \subset V$ . Now, for any  $S \subseteq V \cup V'$ ,  $\chi(G'_S)$  is upper bounded by  $n + k - 1$ . Thus,  $\chi(G'_S) = n + k - 1$ , and we can infer that  $2\rho(G'_S) = k - 1$ , implying  $G'_S = G_S$  is a  $k$ -clique.  $\square$

<sup>1</sup>Notice that the hardness of finding the maximum density subgraph with  $\geq k$  vertices does not imply hardness of WDK-Problem for a specific weight function over the vertices and thus it needs to be proved.

**THEOREM 1.** WDaIK-Problem is NP-hard.

**PROOF.** We can reduce WDK-Problem to WDaIK-Problem, using the ideas similar to those used in reducing the densest  $k$  subgraph problem to the densest at least  $k$  subgraph problem [25].  $\square$

**THEOREM 2.** ATC-Problem is NP-hard.

**PROOF.** We reduce the WDaIK-Problem to ATC-Problem. Given a graph  $G = (V, E)$  with  $|V| = n$  vertices, construct an instance  $G'$  as follows.  $G'$  is a complete graph over  $n$  vertices. For simplicity, we use  $V$  to refer to the vertex set of both  $G$  and  $G'$ , without causing confusion. For each edge  $(u, v) \in E(G)$ , create a distinct attribute  $w_{uv}$  for  $G'$ . We assume  $w_{uv}$  and  $w_{vu}$  denote the same attribute. Then, with each vertex  $v \in V$  in  $G'$ , associate a set of attributes:  $\text{attr}(v) = \{w_{vu} : (v, u) \in E(G)\}$ . Notice that the cardinality of  $\text{attr}(v)$  is  $|\text{attr}(v)| = \deg_G(v)$ . Also, an attribute  $w_{vu}$  is present only in the attribute sets of  $v$  and  $u$ , i.e.,  $V_{w_{vu}} = \{v, u\}$ .

For a vertex set  $S \subset V$ , we will show that  $f(G'_S, W_q) = \chi(G_S)$ , where  $G_S = (S, E(S))$  is the induced subgraph of  $G$  by  $S$ ,  $G'_S = (S, E'(S))$  is the induced subgraph of  $G'$  by  $S$ , and  $W_q = \{w_{vu} : (v, u) \in E(G)\}$ . That is, the query attributes are the set of attributes associated with every edge of  $G$ . We have

$$\begin{aligned} f(G'_S, W_q) &= \sum_{w_{vu} \in W_q} \frac{|V_{w_{vu}} \cap S|^2}{|S|} \\ &= \sum_{w_{vu} \in W_q} \frac{(|V_{w_{vu}} \cap S|)(|V_{w_{vu}} \cap S| - 1)}{|S|} + \sum_{w_{vu} \in W_q} \frac{|V_{w_{vu}} \cap S|}{|S|} \quad (1) \end{aligned}$$

For every attribute  $w_{vu} \in W_q$ , exactly one of the following conditions holds:

- $u, v \in S$ : In this case  $(u, v) \in E(S)$ . Clearly,  $|V_{w_{vu}} \cap S| = 2$ , so  $(|V_{w_{vu}} \cap S|)(|V_{w_{vu}} \cap S| - 1) = 2$ .
- exactly one of  $u, v$  belongs to  $S$  and  $(u, v) \in E \setminus E(S)$ . In this case,  $|V_{w_{vu}} \cap S| = 1$ , so  $(|V_{w_{vu}} \cap S|)(|V_{w_{vu}} \cap S| - 1) = 0$ .
- $u, v \notin S$ . In this case, clearly  $(u, v) \notin E(S)$  and  $|V_{w_{vu}} \cap S| = 0$ , so  $(|V_{w_{vu}} \cap S|)(|V_{w_{vu}} \cap S| - 1) = 0$ .

Therefore,

$$\sum_{w_{vu} \in W_q} \frac{(|V_{w_{vu}} \cap S|)(|V_{w_{vu}} \cap S| - 1)}{|S|} = \sum_{(v, u) \in E(S)} \frac{2}{|S|} = 2 \frac{|E(S)|}{|S|} = 2\rho(G_S). \quad (2)$$

On the other hand, we have

$$\begin{aligned} \sum_{w_{vu} \in W_q} \frac{|V_{w_{vu}} \cap S|}{|S|} &= \sum_{(v, u) \in E(S)} \frac{2}{|S|} + \sum_{v \in S, (v, u) \in E \setminus E(S)} \frac{1}{|S|} \\ &= \frac{\sum_{v \in S} \sum_{(v, u) \in E(S)} 1 + \sum_{v \in S} \sum_{(v, u) \in E(G) \setminus E(S)} 1}{|S|} = \frac{\sum_{v \in S} \deg_G(v)}{|S|}. \quad (3) \end{aligned}$$

Overall,  $f(G'_S, W_q) = 2\rho(G_S) + \frac{\sum_{v \in S} \deg_G(v)}{|S|} = \chi(G_S)$ . Next, we show that an instance of WDaIK-Problem is a YES-instance iff for the corresponding instance of ATC-Problem, has a weighted density above a threshold, w.r.t. the query  $Q = (V_q, W_q)$  where  $V_q = \emptyset$  and  $W_q = \{w_{vu} : (v, u) \in E\}$  and the parameter  $d = 0$ .<sup>2</sup> The hardness follows from this.

( $\Leftarrow$ ): Suppose  $G$  is a YES-instance of WDaIK-Problem, i.e., there exists a subset  $S^* \subset V$  such that for the induced subgraph

<sup>2</sup>Since  $V_q = \emptyset$ , we can set  $d$  to any value; we choose to set it to the tightest value.



$G_{S^*}$  of  $G$ , we have  $\chi(G_{S^*}) \geq \alpha$ . Then, the subgraph  $G'_{S^*} = (S^*, E'(S^*))$  has  $f(G'_{S^*}, W_q) = \chi(G_{S^*}) \geq \alpha$ . In addition, since  $|S^*| \geq k$  and  $G'$  is an  $n$ -clique,  $G'_{S^*}$  is a  $k$ -clique, and hence a  $k$ -truss. For  $V_q = \emptyset$ , trivially  $V_q \subseteq S^*$  and  $G'_{S^*}$  satisfies the communication constraint on query distance. Thus,  $G'_{S^*}$  is a  $(k, d)$ -truss with  $f(G'_{S^*}, W_q) \geq \alpha$ , showing  $G'$  is a YES-instance of ATC-Problem.

( $\Rightarrow$ ) : Suppose there exists a  $(k, d)$ -truss  $G'_{S^*} = (S^*, E'(S^*))$ , a subgraph of  $G'$  induced by  $S^* \subset V$ , with  $f(G'_{S^*}, W_q) \geq \alpha$ . Then, we have  $G_{S^*} = (S^*, E(S^*))$  and  $\chi(G_{S^*}) = f(G'_{S^*}, W_q) \geq \alpha$ . Since  $G'_{S^*}$  is a  $k$ -truss and  $|S^*| \geq k$ , we have  $\chi(G_{S^*}) \geq \alpha$ , showing  $G$  is a YES-instance of WDalK-Problem.  $\square$

In view of the hardness, a natural question is whether efficient approximation algorithms can be designed for ATC-Problem. Thereto, we investigate the properties of the problem in the next subsections. Observe that from the proof, it is apparent that the hardness comes mainly from maximizing the attribute score of a ATC.

## 5.2 Properties of $(k, d)$ -truss

Our attribute truss community model is based on the concept of  $k$ -truss, so the communities inherit good structural properties of  $k$ -trusses, such as *k-edge-connected*, *bounded diameter* and *hierarchical structure*. In addition, since the attribute truss community is required to have a bounded query distance, it will have a small diameter, as explained below.

A  $k$ -truss community is  $(k-1)$ -edge-connected, since it remains connected whenever fewer than  $k-1$  edges are deleted from the community [9]. Moreover, a  $k$ -truss based community has *hierarchical structure* that represents the hearts of the community at different levels of granularity [20], i.e., a  $k$ -truss is always contained in some  $(k-1)$ -truss, for  $k \geq 3$ . In addition, for a connected  $k$ -truss with  $n$  vertices, the diameter is at most  $\lfloor \frac{2n-2}{k} \rfloor$  [9]. Small diameter is considered an important property of a good community [13].

Since the distance function satisfies the triangle inequality, i.e., for all nodes  $u, v, w$ ,  $\text{dist}_G(u, v) \leq \text{dist}_G(u, w) + \text{dist}_G(w, v)$ , we can express the lower and upper bounds on the community diameter in terms of the query distance as follows.

OBSERVATION 1. For a  $(k, d)$ -truss  $H$  and a set of nodes  $V_q \subseteq H$ , we have  $d \leq \text{diam}(H) \leq \min\{\frac{2|V(H)|-2}{k}, 2d\}$ .

## 5.3 Properties of attribute score function

We next investigate the properties of the attribute score function, in search of prospects for an approximation algorithm for finding ATC. From the definition of attribute score function  $f(H, W_q)$ , we can infer the following useful properties.

**Positive influence of relevant attributes.** The more relevant attributes a community  $H$  has, the higher the score  $f(H, W_q)$ . E.g., consider the community  $H_4$  and  $W_q = \{ML\}$  in Figure 2 (d). If the additional attribute “ML” is added to the vertex  $v_9$ , then it can be verified that the score  $f(H_4, \{ML\})$  will increase. We have:

OBSERVATION 2. Given a ATC  $H$  and a vertex  $v \in H$ , let a new input attribute  $w \in W_q \setminus \text{attr}(v)$  be added to  $v$ , and  $H'$  denote the resulting community. Then  $f(H', W_q) > f(H, W_q)$ .

In addition, we have the following easily verified observation.

OBSERVATION 3. Given a ATC  $H$  and query attribute sets  $W_q \subseteq W_{q'}$ , we have  $f(H, W_q) \leq f(H, W_{q'})$ .

**Negative influence of irrelevant vertices.** Adding irrelevant vertices with no query attributes to a ATC will decrease its attribute score. For example, for  $W_q = \{DB\}$ , if we insert the vertex  $v_7$  with attribute  $IR$  into the community  $H_1$  in Figure 2(b), it decreases the score of the community w.r.t. the above query attribute  $W_q = \{DB\}$ , i.e.,  $f(H_1 \cup \{v_7\}, \{DB\}) < f(H_1, \{DB\})$ . The following observation formalizes this property.

OBSERVATION 4. Given two ATC's  $H$  and  $H'$  where  $H \subset H'$ , suppose  $\forall v \in V(H') \setminus V(H)$  and  $\forall w \in W_q$ ,  $\text{attr}(v) \cap V_w = \emptyset$ . Then  $f(H', W_q) < f(H, W_q)$ .

**Non-monotone property and majority attributes.** The attribute score function is in general non-monotone w.r.t. the size of the community, even when vertices with query related attributes are added. For instance, for the community  $H_1$  in Figure 2(a), with  $W_q = \{DB, IR\}$ ,  $f(H_1, W_q) = 4 \cdot \frac{4}{4} = 4$ . Let us add vertex  $v_7$  with attribute  $IR$  into  $H_1$  and represent the resulting graph as  $H_5$ , then  $f(H_5, W_q) = 4 \cdot \frac{4}{5} + 1 \cdot \frac{1}{5} = \frac{17}{5} < f(H_1, W_q)$ . If vertex  $v_7$  has attribute  $DB$  instead of  $IR$ , then it is easy to verify that the attribute score of the resulting graph w.r.t.  $W_q$  is strictly higher than 4. Thus,  $f(\cdot, \cdot)$  is neither monotone nor anti-monotone. This behavior raises challenges for finding ATC with the maximum attribute score. Based on the above examples, we have the following observation.

OBSERVATION 5. There exist ATC's  $H$  and  $H'$  with  $V(H') = V(H) \cup \{v\}$ , and  $\text{attr}(v) \cap W_q \neq \emptyset$ , such that  $f(H', W_q) < f(H, W_q)$ , and there exist ATC's  $H$  and  $H'$  with  $V(H') = V(H) \cup \{v\}$ , and  $\text{attr}(v) \cap W_q \neq \emptyset$ , for which  $f(H', W_q) > f(H, W_q)$ .

The key difference between the two examples above is that  $DB$  is a “majority attribute” in  $H_1$ , a notion we formalize next. Formally, given a community  $H$  and query  $W_q$ , we say that a set of attributes  $X$  includes majority attributes of  $H$ , and  $\theta(H, W_q \cap X) = \sum_{w \in W_q \cap X} \theta(H, w) \geq \frac{f(H, W_q)}{2|V(H)|}$ . Recall that  $\theta(H, w)$  is the fraction of vertices of  $H$  containing the attribute  $w$ . We have:

LEMMA 2. Let  $H$  be a ATC of a graph  $G$ . Suppose there is a vertex  $v \notin V(H)$  such that the set of attributes  $W_q \cap \text{attr}(v)$  includes the majority attributes of  $H$  and that adding  $v$  to  $H$  results in a ATC  $H'$  of  $G$ . Then  $f(H', W_q) > f(H, W_q)$  holds.

PROOF. Suppose  $W_q = \{w_1, \dots, w_l\}$  and w.l.o.g., let  $W_q \cap \text{attr}(v) = \{w_1, \dots, w_r\}$ , where  $1 \leq r \leq l$ . Let  $|V(H)| = b$ , and for each attribute  $w_i \in W_q$ , let  $|V(H) \cap V_{w_i}| = b_i$ . Since  $W_q \cap \text{attr}(v)$  includes the majority attributes of  $H$ ,  $\theta(H, W_q \cap \text{attr}(v)) = \frac{\sum_{i=1}^r b_i}{b} \geq \frac{f(H, W_q)}{2b}$ , so we have  $\sum_{i=1}^r 2b_i \geq f(H, W_q)$ .

We have  $f(H, W_q) = \sum_{i=1}^l \frac{|V(H) \cap V_{w_i}|^2}{|V(H)|} = \sum_{i=1}^l \frac{b_i^2}{b}$ , and  $f(H', W_q) = \sum_{i=1}^r \frac{(b_i+1)^2}{b+1} + \sum_{i=r+1}^l \frac{b_i^2}{b+1}$ . As a result,  $f(H', W_q) - f(H, W_q) = \frac{b \cdot \sum_{i=1}^r (2b_i+1) - \sum_{i=1}^r b_i^2}{b(b+1)} \geq \frac{b \cdot f(H, W_q) + r b - b \cdot f(H, W_q)}{b(b+1)} = \frac{r}{b+1} > 0$ .  $\square$

This lemma will be helpful in designing bottom-up algorithms, by iteratively adding vertices with majority attributes to increase attribute score.

**Non-submodularity and Non-supermodularity.** A set function  $g : 2^U \rightarrow \mathbb{R}^{\geq 0}$  is said to be submodular provided for all sets  $S \subset T \subset U$  and element  $x \in U \setminus T$ ,  $g(T \cup \{x\}) - g(T) \leq g(S \cup \{x\}) - g(S)$ , i.e., the marginal gain of an element has the so-called “diminishing returns” property. The function  $g(\cdot)$  is said to be supermodular if  $-g(\cdot)$  is submodular. Optimization problems over submodular functions lend themselves to efficient approximation. We thus

study whether our attribute score function  $f(\cdot, \cdot)$  is submodular w.r.t. its first argument, viz., set of vertices.

Consider the graph  $G$  in Figure 1 and query  $W_q = \{DB, DM\}$  with  $k = 2$ . Let the induced subgraphs of  $G$  by the vertex sets  $S_1 = \{q_1, v_4\}$  and  $S_2 = \{q_1, v_4, v_5\}$  respectively be denoted  $G_1$  and  $G_2$ ;  $G_1 \subseteq G_2$ . Let  $v^*$  be a vertex not in  $G_2$ . Let us compare the marginal gains  $f(G_1 \cup \{v^*\}, W_q) - f(G_1, W_q)$  and  $f(G_2 \cup \{v^*\}, W_q) - f(G_2, W_q)$ , from adding the new vertex  $v^*$  to  $G_1$  and  $G_2$ . Suppose  $v^* = v_6$  with attribute “DB”, then we have  $f(G_2 \cup \{v_6\}, W_q) - f(G_2, W_q) = (4 + 1/4) - (3 + 1/3) = 11/12 > f(G_1 \cup \{v_6\}, W_q) - f(G_1, W_q) = (3 + 1/3) - (2 + 1/2) = 5/6$ , violating submodularity of the attribute score function  $f(\cdot, \cdot)$ . On the other hand, suppose  $v^* = q_2$  with attributes “DB” and “DM”. Then we have  $f(G_2 \cup \{q_2\}, W_q) - f(G_2, W_q) = (4 + 1) - (3 + 1/3) = 4/3 < f(G_1 \cup \{q_2\}, W_q) - f(G_1, W_q) = (3 + 4/3) - (2 + 1/2) = 11/6$ , which violates supermodularity. We just proved:

LEMMA 3. *The attribute score function  $f(H, W_q)$  is neither submodular or supermodular.*

In view of this result, we infer that the prospects for an efficient approximation algorithm are not promising.

## 6. TOP-DOWN GREEDY ALGORITHM

In this section, we develop a greedy algorithmic framework for finding a ATC. It leverages the notions of attribute score contribution and attribute marginal gain that we define. Our algorithm first finds a  $(k, d)$ -truss, and then iteratively removes vertices with smallest attribute score contribution. Then, we analyze the time and space complexity of our algorithm. We also propose a more efficient algorithm with better quality, based on attribute marginal gain and bulk deletion.

### 6.1 Basic Algorithm

We begin with attribute score contribution. Given a subgraph  $H \subset G$ , a vertex  $v \in V(H)$ , and attribute query  $W_q$ , let us examine the change to the score  $f(H, W_q)$  from dropping  $v$ .

$$\begin{aligned} & f(H - \{v\}, W_q) \\ &= \sum_{w \in W_q} \frac{|V_w \cap (V(H) - \{v\})|^2}{|V(H) - 1|} \\ &= \sum_{w \in W_q - \text{attr}(v)} \frac{|V_w \cap V(H)|^2}{|V(H)| - 1} + \sum_{w \in W_q \cap \text{attr}(v)} \frac{(|V_w \cap V(H)| - 1)^2}{|V(H)| - 1} \\ &= \sum_{w \in W_q} \frac{|V_w \cap V(H)|^2}{|V(H)| - 1} - \sum_{w \in W_q \cap \text{attr}(v)} \frac{2|V_w \cap V(H)| - 1}{|V(H)| - 1} \\ &= \frac{f(H, W_q) \cdot |V(H)|}{|V(H)| - 1} - \frac{\sum_{w \in W_q \cap \text{attr}(v)} (2|V_w \cap V(H)| - 1)}{|V(H)| - 1} \end{aligned}$$

The second term represents the drop in the attribute score of  $H$  from removing  $v$ . We would like to remove vertices with the least drop in score. This motivates the following.

DEFINITION 7 (ATTRIBUTE SCORE CONTRIBUTION). *Given a graph  $H$  and attribute query  $W_q$ , the attribute score contribution of a vertex  $v \in V(H)$  is defined as  $f_H(v, W_q) = \sum_{w \in W_q \cap \text{attr}(v)} 2|V_w \cap V(H)| - 1$ .*

**Algorithm overview.** Our first greedy algorithm, called Basic, has three steps. First, it finds the maximal  $(k, d)$ -truss of  $G$  as a candidate. Second, it iteratively removes vertices with smallest attribute score contribution from the candidate graph, and maintains the remaining graph as a  $(k, d)$ -truss, until no longer possible. Finally, it

---

### Algorithm 1 Basic ( $G, Q$ )

---

**Input:** A graph  $G = (V, E)$ , a query  $Q = (V_q, W_q)$ , numbers  $k$  and  $d$ .  
**Output:** A  $(k, d)$ -truss  $H$  with the maximum  $f(H, W_q)$ .

- 1: Find a set of vertices  $S_0$  having the query distance  $\leq d$ , i.e.,  $S_0 = \{u : \text{dist}_G(u, Q) \leq d\}$ .
  - 2: Let  $G_0$  be the induced subgraph of  $S$ , i.e.,  $G_0 = (S_0, E(S_0))$ , where  $E(S_0) = \{(v, u) : v, u \in S_0, (v, u) \in E\}$ .
  - 3: Maintain  $G_0$  as a  $(k, d)$ -truss.
  - 4: Let  $l \leftarrow 0$ ;
  - 5: **while**  $\text{connect}_{G_l}(Q) = \text{true}$  **do**
  - 6:   Compute the attribute score of  $f(G_l, W_q)$ ;
  - 7:   Compute  $f_{G_l}(u, W_q) = \sum_{w \in W_q \cap \text{attr}(u)} 2|V(H) \cap V_w| - 1$ ,  $\forall u \in G_l$ ;
  - 8:    $u^* \leftarrow \arg \min_{u \in V(G_l) - V_q} f_{G_l}(u, W_q)$ ;
  - 9:   Delete  $u^*$  and its incident edges from  $G_l$ ;
  - 10:   Maintain  $G_l$  as a  $(k, d)$ -truss.
  - 11:    $G_{l+1} \leftarrow G_l$ ;  $l \leftarrow l + 1$ ;
  - 12:  $H \leftarrow \arg \max_{G' \in \{G_0, \dots, G_{l-1}\}} f(G', W_q)$ ;
- 

returns a  $(k, d)$ -truss with the maximum attribute score among all generated candidate graphs as the answer.

The details of the algorithm follow. First, we find the maximal  $(k, d)$ -truss of  $G$  as  $G_0$ . Based on the given  $d$ , we compute a set of vertices  $S$  having query distance no greater than  $d$ , i.e.,  $S_0 = \{u : \text{dist}_G(u, Q) \leq d\}$ . Let  $G_0 \subset G$  be the subgraph of  $G$  induced by  $S_0$ . Since  $G_0$  may contain edges with support  $< (k - 2)$ , we invoke the following steps to prune  $G_0$  into a  $(k, d)$ -truss.

**$(k, d)$ -truss maintenance:** repeat until no longer possible:

- (i)  *$k$ -truss:* remove edges contained in  $< (k - 2)$  triangles;
- (ii) *query distance:* remove vertices with query distance  $> d$ , and their incident edges;

Notice that the two steps above can trigger each other: removing edges can increase query distance and removing vertices can reduce edge support. In the following, we start from the maximal  $(k, d)$ -truss  $G_l$  where  $l = 0$ , and find a  $(k, d)$ -truss with large attribute score by deleting a vertex with the smallest attribute score contribution.

**Finding a  $(k, d)$ -truss with large attribute score.**  $G_0$  is our first candidate answer. In general, given  $G_l$ , we find a vertex  $v \in V(G_l) \setminus V_q$  with the smallest attribute score contribution and remove it from  $G_l$ . Notice that  $v$  cannot be one of the query vertices. The removal may violate the  $(k, d)$ -truss constraint so we invoke the  $(k, d)$ -truss maintenance procedure above to find the next candidate answer. We repeat this procedure until  $G_l$  is not a  $(k, d)$ -truss any more. Finally, the candidate answer with the maximum attribute score generated during this process is returned as the final answer, i.e.,  $\arg \max_{G' \in \{G_0, \dots, G_{l-1}\}} f(G', W_q)$ . The detailed description is presented in Algorithm 1.

EXAMPLE 3. *We apply Algorithm 1 on the graph  $G$  in Figure 1 with query  $Q = (\{q_1\}, \{DB, DM\})$ , for  $k = 4$  and  $d = 2$ . First, the algorithm finds the  $(k, d)$ -truss  $G_0$  as the subgraph  $H$  shown in Figure 1. Next, we select vertex  $v_7$  with the minimum attribute score contribution  $f_{G_0}(v_7, W_q) = 0$  and remove it from  $G_0$ . Indeed it contains neither of the query attributes. Finally, the algorithm finds the ATC  $H_2$  with the maximum attribute score in Figure 2(b), which, for this example, is the optimal solution.*

### 6.2 Complexity Analysis

Let  $n = |V(G)|$  and  $m = |E(G)|$ , and let  $d_{max}$  be the maximum vertex degree in  $G$ . In each iteration  $i$  of Algorithm 1, we delete at least one vertex and its incident edges from  $G_i$ . Clearly,



the number of removed edges is no less than  $k - 1$ , and so the total number of iterations is  $t \leq \min\{n - k, m/(k - 1)\}$ . We have the following result on the time and space complexity of Algorithm 1. We note that we do not need to keep all candidate ATCs in the implementation, but merely maintain a removal record of the vertices/edges in each iteration.

**THEOREM 3.** *Algorithm 1 takes  $O(mp + t(|W_q|n + |V_q|m))$  time and  $O(m + |\text{attr}(V)|)$  space, where  $t \in O(\min\{n, m/k\})$ , and  $\rho$  is the arboricity of graph  $G$  with  $\rho \leq \min\{d_{max}, \sqrt{m}\}$ .*

**Proof Sketch:** The time cost of Algorithm 1 mainly comes from three key parts: query distance computation,  $k$ -truss maintenance, and attribute score computation.

For query distance computation, finding the set of vertices  $S$  within query distance  $d$  from  $V_q$  can be done by computing the shortest distances using a BFS traversal starting from each query node  $q \in V_q$ , which takes  $O(|V_q|m)$  time. Since the algorithm runs in  $t$  iterations, the total time cost of this step is  $O(t|V_q|m)$ .

Second, consider the cost of  $k$ -truss identification and maintenance. Finding and maintaining a series of  $k$ -truss graphs  $\{G_0, \dots, G_{l-1}\}$  in each iteration takes  $O(\rho \cdot m)$  time in all, where  $\rho$  is the arboricity of graph  $G_0$ . It has been shown that  $\rho \leq \min\{d_{max}, \sqrt{m}\}$  [8].

Third, consider the cost of computing attribute score contribution. In each iteration, the computation of attribute score contribution for every vertex takes time  $O(\sum_{v \in V(G)} \min\{\text{attr}(v), |W_q|\}) = O(\min\{|\text{attr}(V)|, |W_q| \cdot n\}) \subseteq O(|W_q| \cdot n)$ . Thus, the total cost of attribute score computation is  $O(t|W_q|n)$ .

Therefore, the overall time complexity of Algorithm 1 is  $O(mp + t(|W_q|n + |V_q|m))$ .

Next, we analyze the space complexity. For graphs  $\{G_0, \dots, G_l\}$ , we record the sequence of removed edges from  $G_0$ : attaching a corresponding label to graph  $G_i$  at each iteration  $i$ , takes  $O(m)$  space in all. For each vertex  $v \in G_i$ , we keep  $\text{dist}(v, Q)$ , which takes  $O(n)$  space. Hence, the space complexity is  $O(m + n + |\text{attr}(V)|)$ , which is  $O(m + |\text{attr}(V)|)$ , due to the assumption  $n \leq m$ .

### 6.3 An improved greedy algorithm

The greedy removal strategy of Basic is simple, but suffers from the following limitations on quality and efficiency. Firstly, the attribute score contribution myopically considers the removal vertex  $v$  only, and ignores its impact on triggering removal of other vertices, due to violation of  $k$ -truss or distance constraints. If these vertices have many query attributes, it can severely limit the effectiveness of the algorithm. Thus, we need to look ahead the effect of each removal vertex, and then decide which ones are better to be deleted. Secondly, Basic removes only one vertex from the graph in each step, which leads to a large number of iterations, making the algorithm inefficient.

In this section, we propose an improved greedy algorithm called BULK, which is outlined in Algorithm 2. BULK uses the notion of attribute marginal gain and a bulk removal strategy.

**Attribute Marginal Gain.** We begin with a definition.

**DEFINITION 8 (ATTRIBUTE MARGINAL GAIN).** *Given a graph  $H$ , attribute query  $W_q$ , and a vertex  $v \in V(H)$ , the attribute marginal gain is defined as  $\text{gain}_H(v, W_q) = f(H, W_q) - f(H - S_H(v), W_q)$ , where  $S_H(v) \subset V(H)$  is  $v$  together with the set of vertices that violate  $(k, d)$ -truss after the removal of  $v$  from  $H$ .*

Notice that by definition,  $v \in S_H(v)$ . For example, consider the graph  $G$  in Figure 1 and the query  $Q = (\{q_1\}, \{ML\})$ , with

---

#### Algorithm 2 BULK ( $G, Q$ )

---

**Input:** A graph  $G = (V, E)$ , a query  $Q = (V_q, W_q)$ , numbers  $k$  and  $d$ , parameter  $\varepsilon$ .

**Output:** A  $(k, d)$ -truss  $H$  with the maximum  $f(H, W_q)$ .

- 1: Find the maximal  $(k, d)$ -truss  $G_0$ .
  - 2: Let  $l \leftarrow 0$ ;
  - 3: **while**  $\text{connect}_{G_l}(Q) = \text{true}$  **do**
  - 4: Find a set of vertices  $S$  of the smallest  $\text{gain}_{G_l}(v, W_q)$  with the size of  $|S| = \frac{\varepsilon}{1+\varepsilon} |V(G_l)|$ ;
  - 5: Delete  $S$  and their incident edges from  $G_l$ ;
  - 6: Maintain the  $(k, d)$ -truss of  $G_l$ ;
  - 7:  $G_{l+1} \leftarrow G_l$ ;  $l \leftarrow l + 1$ ;
  - 8:  $H \leftarrow \arg \max_{G' \in \{G_0, \dots, G_{l-1}\}} f(G', W_q)$ ;
- 

$k = 3$  and  $d = 2$ . The vertex  $v_9$  has no attribute “ML”, and the attribute score contribution is  $f_G(v_9, W_q) = 0$  by Definition 7, indicating no attribute score contribution by vertex  $v_9$ . However, the fact is that  $v_9$  is an important bridge for connections among the vertices  $q_1$ ,  $v_8$ , and  $v_{10}$  with attribute “ML”. The deletion of  $v_9$  will thus lead to the deletion of  $v_8$  and  $v_{10}$ , due to the 3-truss constraint. Thus,  $S_G(v_9) = \{v_8, v_9, v_{10}\}$ . The marginal gain of  $v_9$  is  $\text{gain}_G(v_9, W_q) = f(G, W_q) - f(G - S_G(v_9), W_q) = \frac{3}{4} - \frac{1}{9} > 0$ . This shows that the deletion of  $v_9$  from  $G$  decreases the attribute score. It illustrates that attribute marginal gain can more accurately estimate the effectiveness of vertex deletion than score attribute contribution, by naturally incorporating look-ahead.

One concern is that  $\text{gain}_H(v, W_q)$  needs the exact computation of  $S_H(v)$ , which has to simulate the deletion of  $v$  from  $H$  by invoking  $(k, d)$ -truss maintenance, which is expensive. An important observation is that if vertex  $v$  is to be deleted, its neighbors  $u \in N(v)$  with degree  $k - 1$  will also be deleted, to maintain  $k$ -truss. Let  $P_H(v)$  be the set of  $v$ 's 1-hop neighbors with degree  $k - 1$  in  $H$ , i.e.,  $P_H(v) = \{u \in N(v) : \deg_H(u) = k - 1\}$ . We propose a local attribute marginal gain, viz.,  $\hat{\text{gain}}_H(v, W_q) = f(H, W_q) - f(H - P_H(v), W_q)$ , to approximate  $\text{gain}_H(v, W_q)$ . Continuing with the above example, in graph  $G$ , for deleting vertex  $v_9$ , note that  $\deg(v_8) = \deg(v_{10}) = 2 = k - 1$ , so we have  $P_G(v_9) = \{v_8, v_9, v_{10}\}$ , which coincides with  $S_G(v_9)$ . In general,  $\hat{\text{gain}}_H(v, W_q)$  serves as a good approximation to  $\text{gain}_H(v, W_q)$  and can be computed more efficiently.

**Bulk Deletion.** The second idea incorporated in BULK is bulk deletion. The idea is that instead of removing one vertex with the smallest attribute marginal gain, we remove a small percentage of vertices from the current candidate graph that have the smallest attribute marginal gain. More precisely, let  $G_i$  be the current candidate graph and let  $\varepsilon > 0$ . We identify the set of vertices  $S$  such that  $|S| = \frac{\varepsilon}{1+\varepsilon} |V(G_i)|$  and the vertices in  $S$  have the smallest attribute marginal gain, and remove  $S$  from  $G_i$ , instead of removing a vertex at a time. Notice that the resulting ATC  $G_{i+1}$  has size  $|V(G_{i+1})| \leq \frac{1}{1+\varepsilon} |V(G_i)|$  after the deletion of  $S$ . We can safely terminate the algorithm once the size of  $G_i$  drops below  $k$  vertices and return the best ATC obtained so far, due to the constraint of  $k$ -truss. Thus, it follows that the number of iterations  $t$  drops from  $O(\min\{n, m/k\})$  to  $O(\log_{1+\varepsilon} \frac{n}{k})$ .

## 7. INDEX-BASED SEARCH ALGORITHM

While the BULK algorithm based on the framework of Algorithm 1 has polynomial time complexity, when the graph  $G$  is large and the query  $Q$  has many attributes, finding ATCs entails several ATC queries, which can be expensive. To help efficient processing of ATC queries, we propose a novel index called attributed-truss

index (ATindex). It maintains known graph structure and attribute information.

## 7.1 Attributed Truss Index

The ATindex consists of three components: *structural trussness*, *attribute trussness*, and *inverted attribute index*.

**Structural Trussness.** Recall that trusses have a hierarchical structure, i.e., for  $k \geq 3$ , a  $k$ -truss is always contained in some  $(k - 1)$ -truss [20]. For any vertex or any edge, there exists a  $k$ -truss with the largest  $k$  containing it. We define the trussness of a subgraph, an edge, and a vertex as follows.

**DEFINITION 9 (TRUSSNESS).** *Given a subgraph  $H \subseteq G$ , the trussness of  $H$  is the minimum support of an edge in  $H$  plus 2, i.e.,  $\tau(H) = 2 + \min_{e \in E(H)} \{sup_H(e)\}$ . The trussness of an edge  $e \in E(G)$  is  $\tau_G(e) = \max_{H \subseteq G \wedge e \in E(H)} \{\tau(H)\}$ . The trussness of a vertex  $v \in V(G)$  is  $\tau_G(v) = \max_{H \subseteq G \wedge v \in V(H)} \{\tau(H)\}$ .*

Consider the graph  $G$  in Figure 1(a), and let the subgraph  $H$  be the triangle  $\Delta_{q_1 v_1 v_2}$ . Then the trussness of  $H$  is  $\tau(H) = 2 + \min_{e \in H} sup_H(e) = 3$ , since each edge is contained in one triangle in  $H$ . However, the trussness of the edge  $e(q_1, v_1)$  is 4, because there exists a 4-truss containing  $e(q_1, v_1)$  in Figure 2(b), and any subgraph  $H$  containing  $e(q_1, v_1)$  has  $\tau(H) \leq 4$ , i.e.,  $\tau_G(e(q_1, v_1)) = \max_{H \subseteq G \wedge e \in E(H)} \{\tau(H)\} = 4$ . In addition, the vertex trussness of  $q_1$  is also 4, i.e.,  $\tau_G(q_1) = 4$ .

Based on the trussness of a vertex (edge), we can infer in constant time whether there exists a  $k$ -truss containing it. We construct the structural trussness index as follows. For each vertex  $v \in V$ , we keep the vertex trussness of  $v$ , and also maintain the edge trussness of its incident edges in decreasing order of trussness. This supports efficient checking of whether vertex  $v$  or its incident edge is present in a  $k$ -truss, avoiding expensive  $k$ -truss search. Also, it can efficiently retrieve  $v$ 's incident edges with a given trussness value. In addition, we use a hashtable to maintain all the edges and their trussness. Notice that for a graph  $G$ ,  $\bar{\tau}(\emptyset)$  denotes the maximum structural trussness of  $G$ .

**Attributed Trussness.** Structural trussness index is not sufficient for ATC queries. Given a vertex  $v$  in  $G$  with structural trussness  $\tau_G(v) \geq k$ , there is no guarantee that  $v$  will be present in a  $(k, d)$ -truss with large attribute score w.r.t. query attributes. E.g., consider the graph  $G$  and vertex  $v_1$  with  $\tau_G(v_1) = 4$  in Figure 1. Here,  $v_1$  will not be present in an ATC for query attributes  $W_q = \{\text{"ML"}\}$  since it does not have attribute "ML". On the contrary,  $v_1$  is in a ATC w.r.t.  $W_q = \{\text{"DM"}\}$ . By contrast,  $v_9$  is not present in a 4-truss w.r.t. attribute "DM" even though it has that attribute. To make such searches efficient, for each attribute  $w \in \mathcal{A}$ , we consider an attribute projected graph, which only contains the vertices associated with attribute  $w$ , formally defined below.

**DEFINITION 10. (Attribute Projected graph & Attributed Trussness).** *Given a graph  $G$  and an attribute  $w \in A(V)$ , the projected graph of  $G$  on attribute  $w$  is the induced subgraph of  $G$  by  $V_w$ , i.e.,  $G_w = (V_w, E_{V_w}) \subseteq G$ . Thus, for each vertex  $v$  and edge  $e$  in  $G_w$ , the attributed trussness of  $v$  and  $e$  w.r.t.  $w$  in  $G_w$  are respectively defined as  $\tau_{G_w}(v) = \max_{H \subseteq G_w \wedge v \in V(H)} \{\tau(H)\}$  and  $\tau_{G_w}(e) = \max_{H \subseteq G_w \wedge e \in E(H)} \{\tau(H)\}$ .*

For instance, for the graph  $G$  in Figure 1, the projected graph  $G_w$  of  $G$  on  $w = \text{"DB"}$  is the graph  $H_1$  in Figure 2(a). For vertices  $v_1$  and  $v_4$ , even though both have the same structural trussness  $\tau_G(v_1) = \tau_G(v_4) = 4$ , in graph  $H_1$ , vertex  $v_4$  has attribute trussness  $\tau_{H_1}(v_4) = 4$  w.r.t.  $w = \text{"DB"}$ , whereas vertex  $v_1$  is not even

---

### Algorithm 3 ATindex Construction( $G$ )

---

**Input:** A graph  $G = (V, E)$ .

**Output:** ATindex of  $G$ .

- 1: Apply the truss decomposition algorithm[35] on  $G$ .
  - 2: **for**  $v \in G$  **do**
  - 3:   Keep the structural trussness of  $v$  and its incident edges in record.
  - 4: **for**  $w \in \mathcal{A}$  **do**
  - 5:   Project  $G$  on attribute  $w$  as  $G_w$ .
  - 6:   Apply the truss decomposition algorithm[35] on  $G_w$ .
  - 7:   Construct an inverted node list  $\text{invA}_w$ .
  - 8: **for**  $e = (u, v) \in G$  **do**
  - 9:   Build a hashtable to preserve its structural trussness value  $\tau_G(e)$  and attribute trussness value  $\tau_{G_w}(e)$ , where  $w \in A(v) \cap A(u)$ .
- 

---

### Algorithm 4 LocATC ( $G, Q$ )

---

**Input:** A graph  $G = (V, E)$ , a query  $Q = (V_q, W_q)$ .

**Output:** A  $(k, d)$ -truss  $H$  with the maximum  $f(H, W_q)$ .

- 1: Compute an attribute Steiner tree  $T$  connecting  $V_q$  using attribute truss distance as edge weight;
  - 2: Iteratively expand  $T$  into graph  $G_t$  by adding adjacent vertices  $v$ , until  $|V(G_t)| > \eta$ ;
  - 3: Compute a connected  $k$ -truss containing  $V_q$  of  $G_t$  with the largest trussness  $k = k_{max}$ ;
  - 4: Let the  $k_{max}$ -truss as the new  $G_t$ .
  - 5: Apply Algorithm 2 on  $G_t$  to identify ATC with parameters  $k = k_{max}$  and  $d = \text{dist}_{G_t}(G_t, V_q)$ .
- 

present in  $H_1$ , indicating that vertex  $v_4$  is more relevant with "DB" than  $v_1$ .

**Inverted Attribute Index.** We propose an inverted index for each attribute  $w \in \mathcal{A}$ , denoted  $\text{invA}_w$ . It maintains an inverted list of the vertices in  $V_w$ , i.e., the vertices containing attribute  $w$ , in decreasing order of the vertex structural trussness. Thus,  $\text{invA}_w$  is in the format  $\{(v_1, \tau_G(v_1)), \dots, (v_l, \tau_G(v_l))\}$ ,  $\tau_G(v_j) \geq \tau_G(v_{j+1})$ ,  $j \in [l - 1]$ . The inverted attribute index and structural trussness index can both be used to speed up Algorithms 1 and 2.

**ATindex Construction.** Algorithm 3 outlines the procedure of ATindex construction. It first constructs the index of structural trussness using the structural decomposition algorithm of [35], then constructs the index of attribute trussness and finally the inverted attribute index. Now, we analyze the time and space complexity of construction algorithm and the space requirement of ATindex. It takes  $O(m\rho)$  time and  $O(m)$  space for applying the truss decomposition algorithm on the graph  $G$  with  $m$  edges [20], where  $\rho$  is the arboricity of  $G$ , and  $\rho \leq \min\{d_{max}, \sqrt{m}\}$ . Then, for each keyword  $w \in \mathcal{A}$ , it invokes the truss decomposition algorithm on the projected graph  $G_w \subseteq G$ , which takes  $O(|E(G_w)|\rho)$  time and  $O(m)$  space. In implementation, we deal with each  $G_w$  separately, and release its memory after the completion of truss decomposition and write attribute trussness index to disk. Overall, ATindex construction takes  $O(\rho(m + \sum_{w \in \mathcal{A}} |E(G_w)|))$  time and  $O(m)$  space, and the index occupies  $O(m + \sum_{w \in \mathcal{A}} |E(G_w)|)$  space on disk.

## 7.2 Index-based Query Processing

In this section, we propose an ATindex-based query processing algorithm by means of local exploration, called LocATC.

**Algorithm overview.** Based on the ATindex, the algorithm first efficiently detects a small neighborhood subgraph around query vertices, which tends to be densely and closely connected with the query attributes. Then, we apply Algorithm 2 to shrink the candidate graph into a  $(k, d)$ -truss with large attribute score. The outline of the algorithm LocATC is presented in Algorithm 4. Note that, when no input parameters  $k$  and  $d$  are given in LocATC, we design

an auto-setting mechanism for parameters  $k$  and  $d$ , which will be explained in Section 8.

To find a small neighborhood candidate subgraph, the algorithm starts from the query vertices  $V_q$ , and finds a Steiner tree connecting the query vertices. It then expands this tree by adding attribute-related vertices to the graph. Application of standard Steiner tree leads to poor quality, which we next explain and address.

**Finding attributed Steiner tree  $T$ .** As discussed above, a Steiner tree connecting query vertices is used as a seed for expanding into a  $(k, d)$ -truss. A naive method is to find a minimal weight Steiner tree to connect all query vertices, where the weight of a tree is the number of edges. Even though the vertices in such a Steiner tree achieve close distance to each other, using this tree seed may produce a result with a small trussness and low attribute score. For example, for the query  $Q = (\{q_1, q_2\}, \{DB\})$  (see Figure 1), the tree  $T_1 = \{(q_1, v_1), (v_1, q_2)\}$  achieves a weight of 2, which is optimal. However, the edges  $(q_1, v_1)$  and  $(v_1, q_2)$  of  $T_1$  will not be present in any 2-truss with the homogeneous attribute of “DB”. Thus it suggests growing  $T_1$  into a larger graph will yield a low attribute score for  $W_q = \text{“DB”}$ . On the contrary, the Steiner tree  $T_2 = \{(q_1, v_4), (v_4, q_2)\}$  also has a total weight of 2, and both of its edges have the attribute trussness of 4 w.r.t. the attribute “DB”, indicating it could be expanded into a community with large attribute score. For discriminating between such Steiner trees, we propose a notion of attributed truss distance.

**DEFINITION 11 (ATTRIBUTE TRUSS DISTANCE).** *Given an edge  $e = (u, v)$  in  $G$  and query attributes  $W_q$ , let  $\mathcal{G} = \{G_w : w \in W_q\} \cup \{G\}$ . Then the attribute truss distance of  $e$  is defined as  $\text{dist}_{W_q}(e) = 1 + \gamma(\sum_{g \in \mathcal{G}} (\bar{\tau}(\emptyset) - \tau_g(e)))$ , where  $\bar{\tau}(\emptyset)$  is the maximum structural trussness in graph  $G$ .*

The set  $\mathcal{G}$  consists of  $G$  together with all its attribute projected graphs  $G_w$ , for  $w \in W_q$  and the difference  $(\bar{\tau}(\emptyset) - \tau_g(e))$  measures the shortfall in the attribute trussness of edge  $e$  w.r.t. the maximum trussness in  $G$ . The sum  $\sum_{g \in \mathcal{G}} (\bar{\tau}(\emptyset) - \tau_g(e))$  indicates the overall shortfall of  $e$  across  $G$  as well as all its attribute projections. Smaller the shortfall of an edge, lower its distance. Finally,  $\gamma$  controls the extent to which small value of structural and attribute trussness, i.e., a large shortfall, is penalized. Using ATIndex, for any edge  $e$  and any attribute  $w$ , we can access the structural trussness  $\tau_G(e)$  and attribute trussness  $\tau_{G_w}(e)$  in  $O(1)$  time. Since finding minimum weight Steiner tree is NP-hard, we apply the well-known algorithm of [26, 31] to obtain a 2-approximation, using attributed truss distance. The algorithm takes  $O(m|W_q| + m + n \log n) \subseteq O(m|W_q| + n \log n)$  time, where  $O(m|W_q|)$  is the time taken to compute the attributed truss distance for  $m$  edges.

**Expand attribute Steiner tree  $T$  to Graph  $G_t$ .** Based on the attribute Steiner tree  $T$  built above, we locally expand  $T$  into a graph  $G_t$  as a candidate  $(k, d)$ -truss with numerous query attributes. Lemma 2 gives a useful principle to expand the graph with insertion of a vertex at a time, while increasing the attribute score. Specifically, if  $\theta(G_t, W_q \cap \text{attr}(v)) \geq \frac{f(G_t, W_q)}{2|V(G_t)|}$ , then graph  $G_t \cup \{v\}$  has a larger attribute score than  $G_t$ . We can identify such vertices whose attribute set includes majority attributes of the current candidate graph and add them to the current graph.

Now, we discuss the expansion process, conducted in a BFS manner. We start from vertices in  $T$ , and iteratively insert adjacent vertices with the largest vertex attribute scores into  $G_t$  until the vertex size exceeds a threshold  $\eta$ , i.e.,  $|V(G_t)| \leq \eta$ , where  $\eta$  is empirically tuned. After that, for each vertex  $v \in V(G_t)$ , we add all its adjacent edges  $e$  into  $G_t$ .

**Table 2: Network statistics ( $K = 10^3$  and  $M = 10^6$ )**

Network	$ V $	$ E $	$d_{max}$	$\bar{\tau}(\emptyset)$	$ A $	$ \text{attr}(V) $
Krogan	2.6K	7.1K	140	16	3064	28151
Facebook	1.9K	8.9K	416	29	228	3944
Amazon	335K	926K	549	7	1674	1804406
DBLP	317K	1M	342	114	1584	1545490
Youtube	1.1M	3M	28,754	19	5327	2163244
LiveJournal	4M	35M	14,815	352	11104	12426432
Orkut	3.1M	117M	33,313	78	9926	10373866

**Apply BULK on  $G_t$  with auto-setting parameters.** Based on the graph  $G_t$  constructed above, we apply Algorithm 2 with given parameters  $k$  and  $d$  on  $G_t$  to find an ATC. If input parameters  $k$  and  $d$  are not supplied, we can set them automatically as follows. We first compute a  $k$ -truss with the largest  $k$  connecting all query vertices. Let  $k_{max}$  denote the maximum trussness of the subgraph found. We set the parameter  $k$  to be  $k_{max}$ . We also compute the query distance of  $G_t$  and assign it to  $d$ , i.e.,  $d := \text{dist}_{G_t}(G_t, V_q)$ . We then invoke the BULK algorithm on  $G_t$  with parameters  $k, d$  to obtain a ATC with large trussness and high attribute cohesiveness.

## 8. EXPERIMENTS

In this section, we evaluate the efficiency and effectiveness of our proposed ATC model and algorithms. All algorithms are implemented in C++, and the experiments are conducted on a Linux Server with Intel Xeon CUP X5570 (2.93 GHz) and 50GB main memory. In this section, we test all proposed algorithms on a Linux Server with Intel Xeon CUP X5570 (2.93 GHz) and 50GB main memory.

### 8.1 Experimental Setup

**Datasets.** We conduct experimental studies using 7 real-world networks. The network statistics are reported in Table 2.

The first dataset is PPI network, Krogan 2006, from the BioGRID database, where the PPI data are related to the yeast *Saccharomyces cerevisiae* [19]. Each protein has three kinds of attributes – biological processes, molecular functions, and cellular components. There are 255 known protein complexes for *Saccharomyces cerevisiae* in the MIPS/CYGD [19], which we regard as ground-truth communities.

The second dataset is Facebook ego-networks. For a given user id  $X$  in Facebook network  $G$ , the ego-network of  $X$ , denoted ego-facebook- $X$ , is the induced subgraph of  $G$  by  $X$  and its neighbors. The dataset contains 10 ego-networks indicated by its ego-user  $X$ , where  $X \in \{0, 107, 348, 414, 686, 698, 1684, 1912, 3437, 3890\}$ . For simplicity, we abbreviate ego-facebook- $X$  to fX, e.g., f698. Vertex attributes are collected from real profiles and anonymized, e.g., political, age, education, etc. Each ego-network has several overlapping ground-truth communities, called friendship circles [30]. Note that the statistics of Facebook in Table 2 are results averaged over 10 networks.

The other 5 networks, Amazon, DBLP, Youtube, LiveJournal and Orkut, contain 5000 top-quality ground-truth communities. However, since the vertices on these networks have no attributes, we generate an attribute set consisting of  $|A(V)| = 0.05 \cdot |V(G)|$  different attribute values in each network  $G$ . For each ground-truth community, we randomly select 3 attributes, and assign each of these attributes to each of random 80% vertices in the community. In addition, to model noise in the data, for each vertex in graph, we randomly assign a random integer of  $[1, 5]$  attributes to it. Except Krogan, all other datasets are available from the Stanford Network Analysis Project.<sup>3</sup>

<sup>3</sup>snap.stanford.edu

**Algorithms Compared.** To evaluate the efficiency and effectiveness of our proposed index and algorithms, we evaluate and compare the three algorithms – Basic, BULK, and LocATC. Here, Basic is the top-down greedy approach in Algorithm 1, which removes single node with the smallest node attribute contribution in each iteration. BULK is an improved greedy algorithm in Algorithm 2, which removes a set of nodes with size  $\frac{\epsilon}{1+\epsilon}|V(G_i)|$  from graph  $G_i$  in each iteration. We empirically set  $\epsilon = 0.03$ . LocATC is the bottom-up local exploration approach in Algorithm 4. For all methods, we set the parameter  $k = 4$  and  $d = 4$  by default. For LocATC, we empirically set the parameter  $\eta = 1000$  and  $\gamma = 0.2$ , where  $\eta = 1000$  is selected in order to achieve stable quality and efficiency by testing  $\eta$  in the range  $[100, 2000]$ , and  $\gamma = 0.2$  is selected to balance the cohesive structure and homogeneous attributes for communities explored.

In addition, to evaluate the effectiveness of the ATC model on attributed graphs, we implemented three state-of-the-art community search methods – ACC, MDC and LCTC. The  $k$ -core based attribute community search (ACC) [14] finds a connected  $k$ -core containing one given query node with the maximum number of common query attributes shared in this community. The minimum degree-based community search (MDC) [34] globally finds a dense subgraph containing all query nodes with the highest minimum degree under distance and size constraints. The closest truss community search (LCTC) [22] locally finds a connected  $k$ -truss with the largest  $k$  containing all query nodes, and a small diameter. Note that both MDC and LCTC only consider the graph structure and ignore the attributes. ACC considers both graph structure and attributes, but it only deals with a single query node with query attributes and uses  $k$ -core as community model.

**Queries.** For each dataset, we randomly test 100 sets of queries  $Q = (V_q, W_q)$ , where we set both the number of query nodes  $|V_q|$ , and the number of query attributes  $|W_q|$  to 2 by default.

**Evaluation Metrics.** To evaluate the quality of communities found by all algorithms, we measure the F1-score reflecting the alignment between a discovered community  $C$  and a ground-truth community  $\hat{C}$ . Given a ground-truth community  $\hat{C}$ , we randomly pick query vertices and query attributes from it and query the graph using different algorithms to obtain the discovered community  $C$ . Then, F1 is defined as  $F1(C, \hat{C}) = \frac{2 \cdot \text{prec}(C, \hat{C}) \cdot \text{recall}(C, \hat{C})}{\text{prec}(C, \hat{C}) + \text{recall}(C, \hat{C})}$  where  $\text{prec}(C, \hat{C}) = \frac{|C \cap \hat{C}|}{|C|}$  is the precision and  $\text{recall}(C, \hat{C}) = \frac{|C \cap \hat{C}|}{|\hat{C}|}$  is the recall. For efficiency experiments, we report the running time in seconds.

## 8.2 Quality Evaluation

To evaluate the effectiveness of different community models, we compare LocATC with three state-of-the-art methods – ACC, MDC and LCTC on attributed networks with ground-truth communities.

**Networks with real-world attributes.** We experiment with the Krogan network and 10 Facebook ego-networks, all having real-world attributes. For every ground-truth community, we randomly select a set of query nodes with size drawn uniformly at random from  $[1, 16]$ . We use 2 representative attributes from the community as query attributes. We choose attributes occurring most frequently in a given community and rarely occurring in other communities as representative attributes. We evaluate the accuracy of detected communities and report the averaged F1-score over all queries on each network.

Figure 4 shows the F1-score on Krogan network, and on 10 Facebook ego-networks where each is denoted by its ego user. Our method (LocATC) achieves the highest F1-score on most networks,

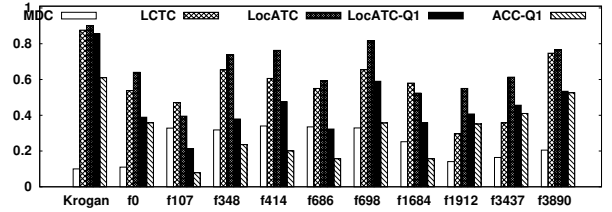


Figure 4: Quality evaluation (F1 score) on networks with real-world attributes and ground-truth communities

except for facebook ego-networks f104 and f1684. The reason is that vertices of ground-truth communities in f104 and f1684 are strongly connected in structure, but are not very homogeneous on query attributes. LCTC has the second best performance, and outperforms MDC on all networks. We can see that MDC and LCTC do not perform as well as LocATC, because those community models only consider structure metrics, and ignore attribute features. Note that for each query with multiple query vertices, the attribute community search method ACC randomly takes one query vertex as input. We make this explicit and denote it as ACC-Q1 in Figure 4. For comparison, we apply the same query on our method LocATC, and denote it as LocATC-Q1. LocATC-Q1 clearly outperforms ACC-Q1 in terms of F1-score, showing the superiority of our ATC model. In addition, LocATC achieve higher score than LocATC-Q1, indicating our method can discover more accurate communities with more query vertices.

Figure 5 shows the running time performance of all methods. In terms of supporting multiple query vertices, LocATC is the fastest solution, and runs up to two orders of magnitude faster than MDC and LCTC on small ego-networks in Facebook. For one query vertex, ACC-Q1 runs faster than LocATC-Q1, since  $k$ -cores can be computed quicker than  $k$ -trusses.

**Networks with synthetic attributes.** In this experiment, we test on 5 large networks – DBLP, Amazon, Youtube, LiveJournal, and Orkut, with ground-truth communities and synthetic attributes [37]. We randomly select 1000 communities from 5000 top-quality ground-truth communities as answers. For each community, we generate a query  $Q = (V_q, W_q)$ , where query vertices  $V_q$  are randomly selected from this community with a size randomly drawn from  $[1, 16]$ , and query attributes  $W_q$  are the 3 community attributes. Figure 6 (a) shows the F1-score. Our method LocATC achieves the best F1-score among all compared methods on all networks, and MDC is the worst. The results clearly show the effectiveness and superiority of our ATC model for attributed community search. Moreover, LocATC-Q1 outperforms ACC-Q1 on most networks.

Figure 6 (b) reports the running times of all methods on all networks. As we can see, LocATC runs much faster than MDC, and is close to LCTC. This indicates that LocATC can achieve high quality over large networks with an efficiency comparable to LCTC. Thus, compared to LCTC, the additional overhead of reasoning with attribute cohesiveness is small while the improvement in quality of communities discovered is significant. In addition, LocATC-Q1 runs much faster than LocATC, which shows the high efficiency of local exploration for one query vertex.

## 8.3 Efficiency Evaluation

We evaluate the various approaches using different queries on ego-facebook-414 (aka f414) and DBLP.

**Varying query vertex size  $|V_q|$ .** We test 5 different values of  $|V_q|$ , i.e.,  $\{1, 2, 4, 8, 16\}$  with the default query attribute size  $|W_q| = 2$ . For each value of  $|V_q|$ , we randomly generate 100 sets of queries, and report the average running time in seconds. The results for

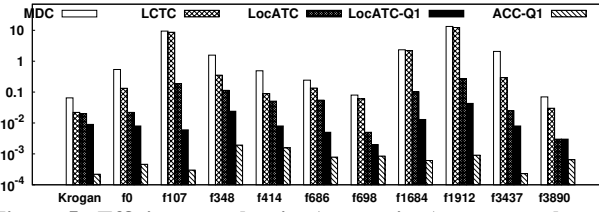


Figure 5: Efficiency evaluation(query time) on networks with real-world attributes and ground-truth communities

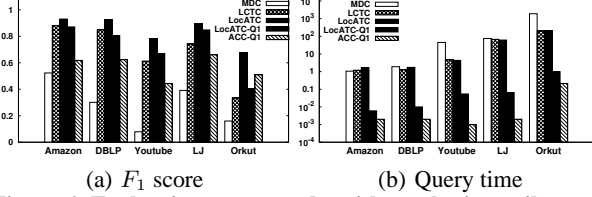


Figure 6: Evaluation on networks with synthetic attributes and ground-truth communities

f414 and DBLP are respectively shown in Figure 7 (a) and (b). LocATC achieves the best performance, and increases smoothly with the increasing query vertex size. BULK is more effective than Basic, thanks to the bulk deletion strategy. Most of the cost of BULK and Basic comes from computing the maximal  $(k, d)$ -truss  $G_0$ . All methods takes less time on f414 than on DBLP network, due to the small graph size of f414.

**Varying query attribute size  $|W_q|$ .** We test 5 different values of  $|W_q|$  from 1 to 5. For each value of  $|W_q|$ , we randomly generate 100 sets of queries, and report the average running time. We show the result for f414 and DBLP respectively in Figure 8 (a) and (b). Figure 8 shows all methods register only a modest increase in running time as  $|W_q|$  increases. Again, the local exploration method LocATC significantly outperforms other methods.

## 8.4 Index Construction

Table 3: Comparison of index size (in Megabytes) and index construction time (wall-clock time in seconds)

Network	Graph Size	Index Size		Index Time	
		K-Truss	ATindex	K-Truss	ATindex
Krogan	0.24	0.15	1.8	0.11	0.786
Amazon	24	19	75	6.7	21.7
DBLP	23	20	57	14.2	35.2
Youtube	52	59	105	75.6	113.6
LiveJournal	568	666	1091	2142	3556
Orkut	1710	2190	3451	21011	26545

Table 3 reports the size (MB) and construction time (seconds) of the structural  $k$ -truss index (K-Truss) and ATindex, along with the size of each network. The 10 Facebook ego-networks have similar results, omitted from Table 3 for brevity. The size of ATindex is comparable to the original graph size and structural  $k$ -truss index. It confirms that the ATindex scheme has  $O(m + \sum_{w \in A} |E(G_w)|)$  space complexity. Given  $|A| > 1000$  on all these networks, it shows the projected attribute graphs are very sparse. The ATindex construction time is comparable to  $k$ -truss index construction and is nearly as efficient. Index construction for the largest network experimented completes in 8 hours.

## 8.5 Case Study on PPI network

We apply LocATC algorithm on the protein-protein interaction network Krogan 2006 for community search. Given query  $Q = (V_q, W_q)$  where  $V_q = \{854277, 856100\}$  and  $W_q = \{GO : 0031939, GO : 0006378\}$ , and the parameters  $k = 3$  and  $d = 3$ , the detected ATC is shown in Figure 9(a). The graph contains 6 nodes and 12 edges, with density 0.8 and diameter 2. All vertices

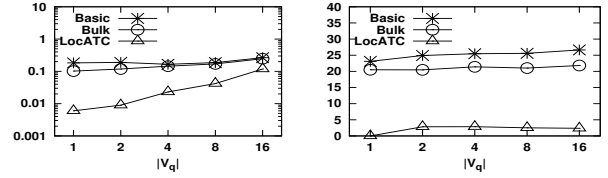


Figure 7: Varying query vertex size  $|V_q|$ : Query Time

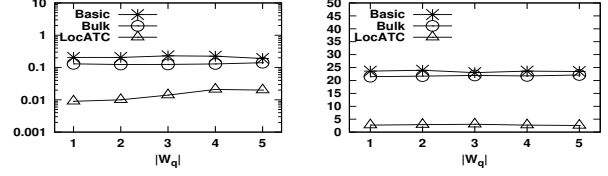


Figure 8: Varying query attribute size  $|W_q|$ : Query Time

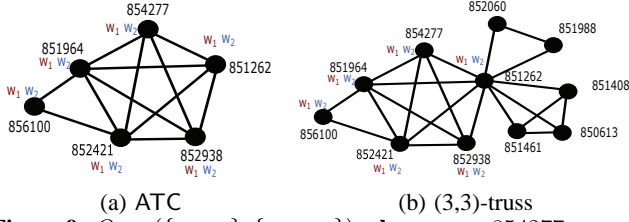
in this community have two query attributes:  $|W_q| = 2$ . This community is a  $(3, 3)$ -truss with attribute score 12. However, if we simply use the structure, we find the  $(3, 3)$ -truss shown in Figure 9(b). The attributes of this community are not homogeneous, as 5 nodes have no query attributes from  $W_q$ .

## 9. CONCLUSION

In this work, we propose an attributed truss community (ATC) model that allows to find a community containing query nodes with cohesive and tight structure, also sharing homogeneous query attributes. The problem of finding an ATC is *NP-hard*. We also show that the attribute score function is not monotone, submodular, or supermodular, indicating approximation algorithms may not be easy to find. We propose several carefully designed strategies to quickly find high-quality communities. We design an elegant and compact index, ATindex, and implement an efficient query processing algorithm, which exploits local exploration and bulk deletion. Extensive experiments reveal that ground-truth communities and social circles can be accurately found by our ATC model, and that our model and algorithms significantly outperform previous approaches. Several interesting questions remain. Some examples include attributed community search over heterogeneous graphs and edge-weighted graphs, and w.r.t. weighted query attributes.

## 10. REFERENCES

- [1] S. Agrawal, S. Chaudhuri, and G. Das. Dbxplorer: A system for keyword-based search over relational databases. In *ICDE*, pages 5–16, 2002.
- [2] B. Bahmani, R. Kumar, and S. Vassilvitskii. Densest subgraph in streaming and mapreduce. *PVLDB*, 5(5):454–465, 2012.
- [3] N. Barbieri, F. Bonchi, E. Galimberti, and F. Gullo. Efficient and effective community search. *DMKD*, 29(5):1406–1433, 2015.
- [4] V. Batagelj and M. Zaversnik. An  $O(m)$  algorithm for cores decomposition of networks. *arXiv preprint cs/0310049*, 2003.
- [5] G. Bhalotia, A. Hulgeri, C. Nakhe, S. Chakrabarti, and S. Sudarshan. Keyword searching and browsing in databases using banks. In *ICDE*, pages 431–440, 2002.
- [6] C. Bothorel, J. D. Cruz, M. Magnani, and B. Micenkova. Clustering attributed graphs: models, measures and methods. *Network Science*, 3(03):408–444, 2015.
- [7] H. Cheng, Y. Zhou, X. Huang, and J. X. Yu. Clustering large attributed information networks: an efficient incremental computing approach. *DMKD*, 25(3):450–477, 2012.
- [8] N. Chiba and T. Nishizeki. Arboricity and subgraph listing algorithms. *SIAM J. Comput.*, 14(1):210–223, 1985.
- [9] J. Cohen. Trusses: Cohesive subgraphs for social network analysis. Technical report, National Security Agency, 2008.
- [10] W. Cui, Y. Xiao, H. Wang, Y. Lu, and W. Wang. Online search of overlapping communities. In *SIGMOD*, pages 277–288, 2013.
- [11] W. Cui, Y. Xiao, H. Wang, and W. Wang. Local search of communities in large graphs. In *SIGMOD*, pages 991–1002, 2014.



**Figure 9:**  $Q = (\{q_1, q_2\}, \{w_1, w_2\})$  where  $q_1 = 854277$ ,  $q_2 = 856100$  and  $w_1 = \text{"GO : 0031939"}$ ,  $w_2 = \text{"GO : 0006378"}$

- [12] B. Ding, J. X. Yu, S. Wang, L. Qin, X. Zhang, and X. Lin. Finding top-k min-cost connected trees in databases. In *ICDE*, pages 836–845, 2007.
- [13] J. Edachery, A. Sen, and F. J. Brandenburg. Graph clustering using distance-k cliques. In *Proceedings of the 7th International Symposium on Graph Drawing*, pages 98–106, 1999.
- [14] Y. Fang, R. Cheng, S. Luo, and J. Hu. Effective community search for large attributed graphs. *PVLDB*, 9(12):1233–1244, 2016.
- [15] A. Gajewar and A. D. Sarma. Multi-skill collaborative teams based on densest subgraphs. In *SDM*, pages 165–176, 2012.
- [16] S. Günnemann, B. Boden, and T. Seidl. Db-csc: a density-based approach for subspace clustering in graphs with feature vectors. In *ECML/PKDD*, pages 565–580, 2011.
- [17] V. Hristidis, L. Gravano, and Y. Papakonstantinou. Efficient ir-style keyword search over relational databases. In *PVLDB*, pages 850–861, 2003.
- [18] V. Hristidis and Y. Papakonstantinou. Discover: Keyword search in relational databases. In *PVLDB*, pages 670–681, 2002.
- [19] A. L. Hu and K. C. Chan. Utilizing both topological and attribute information for protein complex identification in ppi networks. *TCBB*, 10(3):780–792, 2013.
- [20] X. Huang, H. Cheng, L. Qin, W. Tian, and J. X. Yu. Querying k-truss community in large and dynamic graphs. In *SIGMOD*, pages 1311–1322, 2014.
- [21] X. Huang, H. Cheng, and J. X. Yu. Dense community detection in multi-valued attributed networks. *Information Sciences*, 314:77–99, 2015.
- [22] X. Huang, L. V. Lakshmanan, J. X. Yu, and H. Cheng. Approximate closest community search in networks. *PVLDB*, 9(4):276–287, 2015.
- [23] V. Kacholia, S. Pandit, S. Chakrabarti, S. Sudarshan, R. Desai, and H. Karambelkar. Bidirectional expansion for keyword search on graph databases. In *VLDB*, pages 505–516, 2005.
- [24] M. Kargar and A. An. Discovering top-k teams of experts with/without a leader in social networks. In *CIKM*, pages 985–994, 2011.
- [25] S. Khuller and B. Saha. On finding dense subgraphs. In *ICALP*, pages 597–608, 2009.
- [26] L. Kou, G. Markowsky, and L. Berman. A fast algorithm for steiner trees. *Acta informatica*, 15(2):141–145, 1981.
- [27] T. Lappas, K. Liu, and E. Terzi. Finding a team of experts in social networks. In *KDD*, pages 467–476, 2009.
- [28] G. Li, B. C. Ooi, J. Feng, J. Wang, and L. Zhou. Ease: an effective 3-in-1 keyword search method for unstructured, semi-structured and structured data. In *SIGMOD*, pages 903–914, 2008.
- [29] R.-H. Li, L. Qin, J. X. Yu, and R. Mao. Influential community search in large networks. *PVLDB*, 8(5), 2015.
- [30] J. J. McAuley and J. Leskovec. Learning to discover social circles in ego networks. In *NIPS*, volume 272, pages 548–556, 2012.
- [31] K. Mehlhorn. A faster approximation algorithm for the steiner problem in graphs. *Information Processing Letters*, 27(3):125–128, 1988.
- [32] L. Qin, J. X. Yu, L. Chang, and Y. Tao. Querying communities in relational databases. In *ICDE*, pages 724–735, 2009.
- [33] Y. Ruan, D. Fuhry, and S. Parthasarathy. Efficient community detection in large networks using content and links. In *WWW*, pages 1089–1098, 2013.
- [34] M. Sozio and A. Gionis. The community-search problem and how to plan a successful cocktail party. In *KDD*, pages 939–948, 2010.
- [35] J. Wang and J. Cheng. Truss decomposition in massive networks. *PVLDB*, 5(9):812–823, 2012.
- [36] Y. Wu, R. Jin, J. Li, and X. Zhang. Robust local community detection: On free rider effect and its elimination. *PVLDB*, 8(7), 2015.
- [37] J. Yang and J. Leskovec. Defining and evaluating network communities based on ground-truth. In *ICDM*, pages 745–754, 2012.
- [38] Y. Zhou, H. Cheng, and J. X. Yu. Graph clustering based on structural/attribute similarities. *PVLDB*, 2(1):718–729, 2009.