

Attribute Truss Community Search

Xin Huang, Laks V.S. Lakshmanan

University of British Columbia
 {xin0,laks}@cs.ubc.ca

ABSTRACT

Recently, community search over graphs has attracted significant attention and many algorithms have been developed for finding dense subgraphs from large graphs that contain given query nodes. In applications such as analysis of protein protein interaction (PPI) networks, citation graphs, and collaboration networks, nodes tend to have attributes. Unfortunately, previously developed community search algorithms ignore these attributes and result in communities with poor cohesion w.r.t. their node attributes. In this paper, we study the problem of attribute-driven community search, that is, given an undirected graph G where nodes are associated with attributes, and an input query Q consisting of nodes V_q and attributes W_q , find the communities containing V_q , in which most community members are densely inter-connected and have similar attributes.

We formulate our problem of finding attributed truss communities (ATC), as finding all connected and close k -truss subgraphs containing V_q , that are locally maximal and have the largest attribute relevance score among such subgraphs. We design a novel attribute relevance score function and establish its desirable properties. The problem is shown to be NP-hard. However, we develop an efficient greedy algorithmic framework, which finds a maximal k -truss containing V_q , and then iteratively removes the nodes with the least popular attributes and shrinks the graph so as to satisfy community constraints. We also build an elegant index to maintain the known k -truss structure and attribute information, and propose efficient query processing algorithms. Extensive experiments on large real-world networks with ground-truth communities shows the efficiency and effectiveness of our proposed methods.

1. INTRODUCTION

Graphs have emerged as a powerful model for representing different types of data. For instance, unstructured data (e.g., text documents), semi-structured data (e.g., XML databases) and structured data (e.g., relational databases) can all be modeled as graphs, where the nodes are respectively documents, elements, and tuples, and the edges can respectively be hyperlinks, parent-child relationships, and primary-foreign-key relationships [29]. In these graphs,

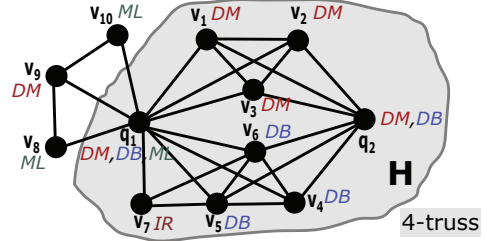


Figure 1: An example attributed graph G

communities naturally exist as groups of nodes that are densely interconnected. Finding communities in large networks has found extensive applications in protein-protein interaction networks, sensor/communication networks, and collaboration networks. Consequently, community detection, i.e., finding all communities in a given network, serves as a global network-wide analysis tool, and has been extensively studied in the literature. Specifically, various definitions of communities based on different notions of dense subgraphs have been proposed and studied: quasi-clique [10], densest subgraph [37], k -core [35, 30, 11, 3], and k -truss [20, 22]. More recently, a related but different problem called community search has generated considerable interest. It is motivated by the need to make answers more meaningful and personalized to the user [31, 20]. For a given set of query nodes, community search seeks to find the communities containing the query nodes.

In the aforementioned applications, the entities modeled by the network nodes often have properties which are important for making sense of communities. E.g., authors in collaboration networks have areas of expertise; sensors have the parameters they measure (e.g., temperature, pressure, etc.); proteins have molecular functions, biological processes, and cellular components as properties. Such networks can be modeled using *attributed graphs* [39] where attributes associated with nodes capture their properties. E.g., Figure 1 shows an example of a collaboration network. The nodes q_i, v_j, \dots represent authors. Node attributes (e.g., DB, ML) represent authors' topics of expertise. In finding communities (with or without query nodes) over attributed graphs, we might want to ensure that the nodes in the discovered communities have homogeneous attributes. For instance, it has been found that communities with homogeneous attributes among nodes more accurately predict protein complexes [19]. Furthermore, we might wish to query, not just using query nodes, but also using query attributes. To illustrate, consider searching for communities containing the nodes $\{q_1, q_2\}$. Based on structure alone, the subgraph H shown in Figure 1 is a good candidate answer for this search, as it is densely connected. However, attributes of the authors in this community are not homogeneous: the community is a mix of authors working in different topics – DB, IR, and ML. Previous community search methods, such as those based on k -core [35, 30, 11], k -truss [22], and 1.0-

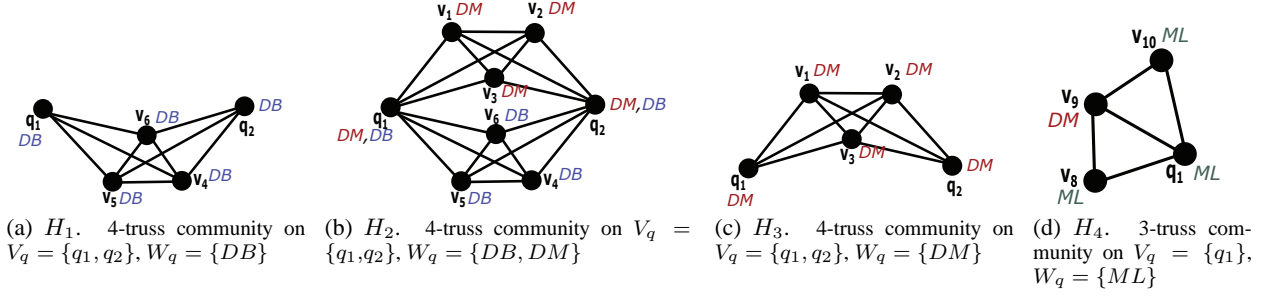


Figure 2: Attribute Communities for queries on different query nodes V_q and query attributes W_q .

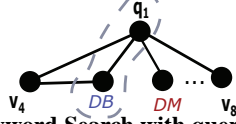


Figure 3: Keyword Search with query $W_q = \{q_1, DB\}$

quasi- k -clique- ℓ -adjacent community [10], for $k = 4$ and $\ell = 3$, will all report H as the top answer and are thus unsatisfactory. The subgraph H_2 obtained from H by removing node v_7 with unique attribute IR , is a more homogeneous community than H and is just as densely connected (see Figure 2(b)). Intuitively, it is a better answer than H . Thus, in general, communities found by previous community search methods can be hard to interpret owing to the heterogeneity of node attributes. Furthermore, the communities reported could contain smaller dense subgraphs with more homogeneity in attributes, which are missed by these previous methods.

Consider now querying the graph of Figure 1 with query nodes $\{q_1, q_2\}$ and attributes (i.e., keywords) $\{DB, DM\}$. We would expect this search to return subgraph H_2 (Figure 2(b)). On the other hand, for the same query nodes, if we search with attribute $\{DB\}$ (resp., $\{DM\}$), we expect the subgraph H_1 (resp., H_3) to be returned as the answer (Figure 2(a)&(c)). Both H_1 and H_3 are dense subgraphs where all authors share a common topic (DB or DM).

Given a query consisting of nodes and attributes (keywords), one may wonder whether we can filter out nodes not having those attributes and then run a conventional community search method on the filtered graph. To see how well this may work, consider querying the graph in Figure 1 with query node q_1 and query attribute ML . Filtering out nodes without attribute ML and applying community search yields the chain consisting of v_{10}, q_1, v_8 , which is not densely connected. On the other hand, the subgraph induced by q_1, v_8, v_9, v_{10} is a 3-truss in Figure 2(d). Even though it includes a node without ML it is more densely connected than the chain above and is a better answer than the chain as it brings out denser collaboration structure among the authors in the community. Thus, a simple filtering based approach will not work as some denser subgraphs may be less homogeneous in their node attributes than some sparser ones and a careful balance has to be struck between density and attribute homogeneity.

Another topic related to our problem is keyword search over graphs, which has been extensively studied [1, 18, 17, 5, 23, 12]. A natural question is whether we can model the information suitably and leverage keyword search to find the right communities. We could model authors' attributes also as nodes and directly connect them to the author nodes and query the resulting graph with the union of the author id's and the keywords. Figure 3 illustrates this for a small subgraph of Figure 1 and a query. Keyword search finds answers corresponding to trees or subgraphs with minimum communication cost that connect the input keywords/nodes, where the communication cost is based on diameter, query distance, weight of spanning tree or steiner tree. On this graph, if we search for the query node q_1 and attribute DB , we will get the single edge con-

necting q_1 and DB as the answer as this is the subgraph with minimum communication cost connecting these two nodes. Clearly, this is unsatisfactory as a community.

In sum, attributed graphs present novel opportunities for community search by combining dense structure of subgraphs with the level of homogeneity of node attributes in the subgraph. Previous work in community search fails to produce satisfactory answers over attributed graphs, while keyword search based techniques do not find dense subgraphs. The main problem we study in this paper is finding top- r communities from attributed graphs, given a community search query consisting of query nodes and query attributes. This raises the following major challenges. Firstly, how should we combine dense connectedness with the distribution of attributes over the community nodes? We need a community definition that promotes dense structure as well as attribute homogeneity. However, there can be tension between these goals: as illustrated in the example above, some denser subgraphs may be less homogeneous in their node attributes than some sparser ones. Secondly, the definition should capture the intuition that the more input attributes that are covered by a community, the better the community. Finally, we need to find the answer communities from large input graphs in an efficient manner.

To tackle these challenges, we propose an attributed truss community (ATC) model. Given a query $Q = (V_q, W_q)$ consisting of a set of query nodes V_q and a set of query attributes W_q , a good community H must contain all query nodes and each attribute $A \in W_q$ must be contained in numerous nodes of the community. The more nodes with attribute A , the more importance to A commonly accorded by the community members. Additionally, the nodes must share as many attributes as possible. Notice that these two conditions are not necessarily equivalent. Capturing these intuitions, we define an attribute score function that strikes a balance between attribute homogeneity and coverage. Moreover, as a qualifying cohesive and tight structure, we define a novel concept of (k, d) -truss for modeling a densely connected community. A (k, d) -truss is a connected k -truss containing all query nodes, where each node has a distance no more than d from every query node. This inherits many nice structural properties, such as bounded diameter, k -edge connectivity, and hierarchical structure. Thus, based on attribute score function and (k, d) -truss, we propose a novel community model as **attributed truss community (ATC)**, which is a (k, d) -truss with the maximum attribute score. In this paper, we make the following contributions.

- We motivate the problem of attribute-driven community search, and identify the desiderata of a good attributed community (Section 2).
- We propose a novel dense and tight subgraph, (k, d) -truss, and design an attribute score function satisfying the desiderata set out above. Based on this, we propose a community search model called attributed truss community (ATC), and

formulate the problem of attribute-driven community search as finding ATC (Section 4).

- We analyze the structural properties of ATC and show that it is non-monotone, non-submodular and non-supermodular, which signal huge computational challenges. We also formally prove that the problem is NP-hard (Section 5).
- We develop a greedy algorithmic framework to find an ATC containing given query nodes w.r.t. given query attributes. It first finds a (k, d) -truss, and then iteratively removes nodes with smallest attribute score contribution. For improving the efficiency and quality, we design a revised attribute marginal gain function and a bulk removal strategy for cutting down the number of iterations (Section 6).
- For further improving efficiency, we explore the local neighborhood of query nodes to search an ATC. This algorithm first generates a Steiner tree connecting all query nodes, and then expands the tree to a dense subgraph with the insertion of carefully selected nodes, that have highly correlated attributes and densely connected structure (Section 7).
- We conduct extensive experiments on several real datasets, and show that our attribute community model can efficiently and effectively find ground-truth communities and social circles over real-world networks (Section 8).

We discuss the related work in Section 3, and conclude the paper with a summary in Section 9.

2. PRELIMINARIES AND DESIDERATA

2.1 Preliminaries

We consider an undirected, unweighted simple graph $G = (V, E)$ with $n = |V(G)|$ vertices and $m = |E(G)|$ edges. We denote the set of neighbors of a vertex v by $N(v)$, and the degree of v by $d(v) = |N(v)|$. We let $d_{max} = \max_{v \in V} d(v)$ denote the maximum vertex degree in G . W.l.o.g. we assume that the graphs we consider are connected. Note that this implies that $m \geq n - 1$. We consider attributed graphs and denote the set of all attributes in a graph by \mathcal{A} , with $\gamma = |\mathcal{A}|$. Each node $v \in V$ contains a set of zero or more attributes, denoted by $\text{attr}(v) \subseteq \mathcal{A}$. The multiset union of attributes of all nodes in G is denoted $\text{attr}(V)$. Note that $|\text{attr}(V)| = \sum_{v \in V} |\text{attr}(v)|$. We use $V_w \subseteq V$ to denote the set of nodes having attribute w , i.e., $V_w = \{v \in V \mid w \in \text{attr}(v)\}$. Table 2 summarizes the frequently used notations in the paper.

2.2 Desiderata of a good community

Given a query $Q = (V_q, W_q)$ with a set of query nodes $V_q \subseteq V$ and a set of query attributes W_q , the attribute-driven community search (ACS) problem is to find a connected subgraph $H \subseteq G$ containing all query nodes V_q , where the vertices are densely interconnected, cover as many query attributes W_q as possible and share many similar attributes. In addition, the communication cost of H should be low. We call the query $Q = (V_q, W_q)$ an ACS query. Before formalizing this problem, we first identify the desiderata of a good attributed community.

Criteria of a good attributed community: Given a graph $G(V, E)$ and a ACS query $Q = (V_q, W_q)$, an attribute-driven community is a connected subgraph $H = (V(H), E(H)) \subseteq G$ that satisfies:

1. (Participation) H contains all query nodes Q , i.e., $Q \subseteq V(H)$;
2. (Cohesiveness) A cohesiveness function $\text{coh}(H)$ that measures the cohesive structure of H is high.

3. (Attribute Coverage and Correlation) An attribute score function $f(H, W_q)$ that measures the coverage and correlation of query attributes in vertices of H is high.
4. (Communication Cost) A communication cost function $\text{com}(H)$ that measures the distance of vertices in H from query vertices is low.

The participation condition is straightforward. The cohesiveness condition is also straightforward since communities are supposed to be densely connected subgraphs. One can use any notion of dense subgraph previously studied, such as k -core, k -truss, etc. The third condition captures the intuition that more query attributes covered by H , the higher $f(H, W_q)$; also more attributes shared by vertices of H , the higher $f(H, W_q)$. This motivates designing functions $f(\cdot, \cdot)$ with this property. Finally, keeping the communication cost low helps avoid irrelevant vertices from being included in a community. This is related to the so-called free rider effect, studied in [?]. Intuitively, the closer the community nodes to query nodes, subject to all other conditions, the more relevant they are likely to be to the query. Notice that sometimes a node that does not contain query attributes may still act as a “bridge” between other nodes and help improve the density. A general remark is other than the first condition, for conditions 2–4, we may either optimize a suitable metric or constrain that the metric be above a threshold (below a threshold for Condition 4). We formalize this intuition in Section 4 and give a precise definition of an attributed community and formally state the main problem studied in the paper.

3. RELATED WORK

Work related to this paper can be classified into community search, keyword search, team formation, and community detection in attributed graphs.

Community Search. Community search on a graph aims to find densely connected communities containing query nodes, and has attracted a great deal of attention recently. Various models based on different dense subgraphs have been proposed and studied: quasi-clique [10], densest subgraph [37], k -core [35, 30, 11, 3] and k -truss [20, 22]. All these works focus on the structure of the community while ignoring node attributes. This can result in communities with poor cohesion in the attribute sets of the community nodes. In particular, while [20, 22] use k -truss as the basis structure of communities, the k -truss communities they find are not guaranteed to have high cohesion in the attribute sets of the nodes.

Keyword Search. Keyword search in relational databases has been extensively studied. Most of the works focus on finding minimal connected tuple trees from a relational database [1, 18, 17, 5, 23, 12]. There are two basic approaches: DBXplorer [1] DISCOVER-I [18], and DISCOVER-II [17] use SQL to find tuple-trees. The other approach materializes a relational database as a graph, and finds trees from the graph: e.g., see BANKS-I [5] and BANKS-II [23]. Keyword search over graphs finds a substructure containing all or a subset of the input keywords. The works [29, 33, 25] report subgraphs instead of trees as keyword search answers. However, keyword search does not consider the cohesive structure involving the query nodes and keywords. As illustrated in the introduction, keyword search cannot return the right communities over attributed graphs.

Team Formation. Lappas et al. [28] introduced the problem of discovering a team of experts from a social network, that satisfies

Method	Topic	Participant Condition	Attribute Condition	Cohesiveness Condition	Communication Condition
[5]	Keyword Search	×	✓	×	✓
[12]	Keyword Search	×	✓	×	✓
[29]	Keyword Search	×	✓	×	✓
[28]	Team Formation	×	✓	×	✓
[15]	Team Formation	×	✓	✓	✓
[24]	Team Formation	×	✓	×	✓
[35]	Community Search	✓	×	✓	✓
[10]	Community Search	✓	×	✓	×
[22]	Community Search	✓	×	✓	✓
Ours	Attribute-driven Community Search	✓	✓	✓	✓

Table 1: A comparison of representative works respectively on attribute search, team formation, community search with ours, in terms of participant, attribute, cohesiveness and communication conditions.

all attributed skills required for a given task with low communication cost. Kargar and An [24] study the team formation problem with a team leader who communicates with each team member to monitor and coordinate the project. Most of the team formation studies focus on a tree substructure, as opposed to densely connected subgraph required by community search. Gajewar and Sarma [15] extend the team formation problem to allow for potentially more than one member possessing each required skill, and use maximum density measure or minimum diameter as the objective. Compared with our problem, these studies do not consider both dense structure and distance constraint at the same time, and also have no constraint on query nodes.

Community Detection in Attributed Graphs. Community detection in attributed graphs is to find densely connected components with homogeneous attributes [39, 38, 7, 34]. Zhou et. al[39] model the community detection problem as graph clustering, and combine structural and attribute similarities through a unified distance measure. When high-dimensional attributed communities are hard to interpret or discover, [21, 16] consider subspace clustering on high-dimensional attributed graphs. A survey of clustering on attributed graphs can be found in [6]. Community detection in attributed graphs is to find all communities of the entire graph, which is clearly different from our goal of query-based community search.

Recently, Yang et al. [14] have proposed a model for community search over attributed graphs based on k -cores. The key distinction with our work is as follows. Our community model is based on k -trusses, which have well-known advantages over k -cores such as denser structure. Our search supports multiple query nodes whereas theirs is limited to a single query node. Furthermore, unlike them, we minimize the query distance of the community which has the benefit of avoiding the free rider effect. Finally, unlike them, we validate our model with experiments over datasets with ground-truth communities.

4. ATTRIBUTED COMMUNITY MODEL

In this section, we develop a notion of attributed community by formalizing the desiderata discussed in Section 2. We focus our discussion on conditions 2–4.

4.1 (k, d) -truss

In the following, we introduce a novel definition of dense and tight substructure called (k, d) -truss by paying attention to cohesiveness and communication cost.

Cohesiveness. While a number of definitions for dense subgraphs have been proposed over the years, we adopt the k -truss model,

Table 2: Frequently Used Notations

Notation	Description
$G = (V(G), E(G))$	An undirected and connected simple graph G
$n; m$	The number of vertices/edges in G
$N(v)$	The set of neighbors of v
$\text{sup}_H(e)$	The support of edge e in H
$\tau(H)$	Trussness of graph H
$\tau(e)$	Trussness of edge e
$\tau(v)$	Trussness of vertex v
$\bar{\tau}(S)$	The maximum trussness of connected graphs containing S
$\text{diam}(H)$	The diameter of graph H
$\text{dist}_H(v, u)$	The shortest distance between v and u in H
$\text{dist}_H(R, Q)$	$\text{dist}_H(R, Q) = \max_{v \in R, u \in Q} \text{dist}_H(v, u)$

proposed by Cohen [9], which has gained popularity and has been found to satisfy nice properties.

A subgraph $H \subseteq G$ is a k -core, if every vertex in H has degree at least k . A *triangle* in G is a cycle of length 3. We denote a triangle involving vertices $u, v, w \in V$ as Δ_{uvw} . The *support* of an edge $e(u, v) \in E$ in G , denoted $\text{sup}_G(e)$, is the number of triangles containing e , i.e., $\text{sup}_G(e) = |\{\Delta_{uvw} : w \in V\}|$. When the context is obvious, we drop the subscript and denote the support as $\text{sup}(e)$. Based on the definition of k -truss [9, 36], we define a connected k -truss below.

DEFINITION 1 (CONNECTED K-TRUSS). Given a graph G and an integer k , a *connected k -truss* is a connected subgraph $H \subseteq G$, such that $\forall e \in E(H)$, $\text{sup}_H(e) \geq (k - 2)$.

Intuitively, a connected k -truss is a connected subgraph in which each connection (edge) (u, v) is “endorsed” by $k - 2$ common neighbors of u and v [9]. A connected k -truss with a large value of k signifies strong inner-connections between members of the subgraph. In a k -truss, each node has degree at least $k - 1$, i.e., it is a $(k - 1)$ -core,

EXAMPLE 1. Consider the graph G (Figure 1). The edge $e(v_1, v_2)$ is contained in three triangles $\Delta_{q_1 v_1 v_2}$, $\Delta_{q_2 v_1 v_2}$ and $\Delta_{v_3 v_1 v_2}$, thus its support is $\text{sup}_G(e) = 3$. Consider the subgraph H_3 of G (Figure 2(c)). Every edge of H_3 has support ≥ 2 , thus H_3 is a 4-truss. Note that even though the edge $e(v_1, v_2)$ has support 3, there exists no 5-truss in the graph G in Figure 1.

Communication Cost. For two nodes $u, v \in G$, let $\text{dist}_G(u, v)$ denote the length of the shortest path between u and v in G , where $\text{dist}_G(u, v) = +\infty$ if u and v are not connected. Based on the distance function, the diameter of a graph G is defined as the maximum length of a shortest path in G , i.e., $\text{diam}(G) = \max_{u, v \in G} \{\text{dist}_G(u, v)\}$. We make use of the notion of graph query distance in the following.

DEFINITION 2 (QUERY DISTANCE [22]). Given a graph G and a set of query nodes $V_q \subset V$, for each vertex $v \in G$, the vertex

query distance of v is the maximum length of a shortest path from v to a query node $q \in V_q$, i.e., $\text{dist}_G(v, V_q) = \max_{q \in V_q} \text{dist}_G(v, q)$. For a subgraph $H \subseteq G$, the graph query distance of H is defined as $\text{dist}_G(H, V_q) = \max_{u \in H} \text{dist}_G(u, V_q) = \max_{u \in H, q \in V_q} \text{dist}_G(u, q)$.

Given a subgraph $H \subseteq G$ and $V_q \subseteq V(H)$, the query distance $\text{dist}_H(H, V_q)$ measures the communication cost between the members of H and the query nodes. A good community should have a low communication cost with small $\text{dist}_H(H, V_q)$.

For the graph G in Figure 1(a) and query nodes $V_q = \{q_1, q_2\}$, the vertex query distance of v_7 is $\text{dist}_G(v_7, Q) = \max_{q \in Q} \{\text{dist}_G(v_7, q_2)\} = 2$. Consider the subgraph H_1 in Figure 2(a). Then graph query distance of H_1 is $\text{dist}_G(H_1, Q) = \text{dist}_G(q_1, q_2) = 2$. The diameter of H_1 is $\text{diam}(H_1) = 2$.

(k, d)-truss. We adapt the notions of k -truss and query distance, and propose a new notion of (k, d) -truss capturing dense cohesiveness and low communication cost.

DEFINITION 3 ((k, d)-truss). Given a graph H , query nodes V_q , and numbers k and d , we say that H is a (k, d) -truss iff H is a connected k -truss containing V_q and $\text{dist}_H(H, V_q) \leq d$.

By definition, the cohesiveness of a (k, d) -truss increases with k , and its proximity to query nodes increases with decreasing d . For instance, the community H_1 in Figure 2 (a) for $V_q = \{q_1, q_2\}$ is a (k, d) -truss with $k = 4$ and $d = 2$.

4.2 Attribute Score Function

We first identify key properties that should be obeyed by a good attribute score function for a community. Let $f(H, W_q)$ denote the attribute score of community H w.r.t. query attributes W_q . We say that a node v of H covers an attribute $w \in W_q$, if $w \in \text{attr}(v)$. We say that a node of H is irrelevant to the query if it does not cover any of the query attributes.

Principle 1: The more query attributes that are covered by some node(s) of H , the higher should be the score $f(H, W_q)$. The rationale is obvious.

Principle 2: The more nodes contain an attribute $w \in W_q$, the higher the contribution of w should be toward the overall score $f(H, W_q)$. The intuition is that attributes that are covered by more nodes of H signify homogeneity within the community w.r.t. shared query attributes.

Principle 3: The more nodes of H that are irrelevant to the query, the lower the score $f(H, W_q)$.

We next discuss a few choices for defining $f(H, W_q)$ and analyze their pros and cons, before presenting our final choice. An obvious choice is to define $f(H, W_q) := \sum_{w \in W_q} \text{score}(H, w)$, where $\text{score}(H, w)$, the contribution of attribute w to the overall score, can be viewed as the relevance of H w.r.t. w . This embodies Principle 1 above. Inspired by Principle 2, we could define $\text{score}(H, w) := |V(H) \cap V_w|$, i.e., the number of nodes of H that cover w . Unfortunately, this choice suffers from some limitations by virtue of treating all query attributes alike. Some attributes may not be shared by many community nodes while others are and this distinction is ignored by the above definition of $f(H, W_q)$. To illustrate, consider the community H_1 in Figure 2(a) and the query $Q = (\{q_1\}, \{DB\})$; H_1 has 5 vertices associated with the attribute DB and achieves a score of 5. The subgraph H of the graph G shown in Figure 1 also has the same score of 5. However, while the community in Figure 2(a) is clearly a good community, as all nodes carry attribute DB , the subgraph H in Figure 1 includes several irrelevant nodes without attribute DB . Notice that both H_1 and H are 4-trusses so we have no way of discriminating between them, which is undesirable.

An alternative is to define $\text{score}(H, w)$ as $\frac{|V_w \cap V(H)|}{|V(H)|}$ as this captures the popularity of attribute w . Unfortunately, this fails to reward larger communities. For instance, consider the query $Q = (\{q_1, v_4\}, \{DB\})$ over the graph G in Figure 1. The subgraph H_1 in Figure 2(a) as well as its subgraph obtained by removing q_2 is a 4-truss and both will be assigned a score of 1.

In view of these considerations, we define $f(H, W_q)$ as a weighted sum of the score contribution of each query attribute, where the weight reflects the popularity of the attribute.

DEFINITION 4 (ATTRIBUTE SCORE). Given a subgraph $H \subseteq G$ and an attribute w , the weight of an attribute w is $\theta(H, w) = \frac{|V_w \cap V(H)|}{|V(H)|}$, i.e., the fraction of nodes of H covering w . For a query $Q = (V_q, W_q)$ and a community H , the attribute score of H is defined as $f(H, W_q) = \sum_{w \in W_q} \theta(H, w) \cdot \text{score}(H, w)$, where $\text{score}(H, w) = |V_w \cap V(H)|$ is the number of nodes covering w .

The contribution of an attribute w to the overall score is $\theta(H, w) \cdot \text{score}(H, w) = \frac{|V_w \cap V(H)|^2}{|V(H)|}$. This depends not only on the number of vertices covering w but also on w 's popularity in the community H . This choice discourages vertices unrelated to the query attributes W_q which decrease the relevance score, without necessarily increasing the cohesion (e.g., trussness). At the same time, it permits the inclusion of essential steiner nodes which act as an important link between nodes that are related to the query, leading to a higher relevance score. E.g., consider the query $Q = (\{q_1\}, \{ML\})$ on the graph G in Figure 1. As discussed in Section 1, the community H_4 in Figure 2(d) is preferable to the chain of nodes v_8, q_1, v_{10} . Notice that it includes v_3 with attribute DM (but not ML) as a steiner node. It can be verified that $f(H_4, W_q) = \frac{9}{4}$ which is smaller than the attribute score of the chain, which is 3. However, H_4 is a 3-truss whereas the chain is a 2-truss. It is easy to see that any supergraph of H_4 in Figure 1 is at most a 3-truss and has a strictly smaller attribute score.

The more query attributes a community has that are shared by more of its nodes, the higher its attribute score. For example, consider the query $Q = (\{q_1\}, \{DB, DM\})$ on our running example graph of Figure 1. The communities H_1, H_2, H_3 in Figure 2 are all potential answers for this query. We find that $f(H_1, W_q) = 5 \cdot 1 + 2 \cdot \frac{2}{5} = 5.8$; by symmetry, $f(H_3, W_q) = 5.8$; on the other hand, $f(H_2, W_q) = 5 \cdot \frac{5}{8} + 5 \cdot \frac{5}{8} = 6.25$. Intuitively, we can see that H_1 and H_3 are mainly focused in one area (DB or DM) whereas H_2 has 5 nodes covering DB and DM each and also has the highest attribute score.

4.3 Attributed Truss Community Model

Combining the structure constraint of (k, d) -truss and the attribute score function $f(H, W_q)$, we define an *attributed truss community* (ATC) as follows.

DEFINITION 5. [Attribute Truss Community] Given a graph G and a query $Q = (V_q, W_q)$ with two numbers k and d , H is an attribute truss community (ATC), if H satisfies the following conditions:

1. H is a (k, d) -truss containing V_q .
2. H has the maximum attribute score $f(H, W_q)$ among subgraphs satisfying condition (1).

In terms of structure and communication cost, condition (1) not only requires that the community containing the query nodes V_q be densely connected, but also that each node be close to the query nodes. In terms of query attribute coverage and correlation, condition (2) ensures that as many query attributes as possible be covered by as many nodes as possible.

EXAMPLE 2. For the graph G in Figure 1, and query $Q = (\{q_1, q_2\}, \{DB, DM\})$ with $k = 4$ and $d = 2$, H_2 in 2(b) is the corresponding ATC, since H_2 is a (4, 2)-truss with the largest score $f(H, W_q) = 6.25$ as seen before.

The problem studied in this paper can be formally formulated as follows.

ATC-Problem: Given a graph $G(V, E)$, query $Q = (V_q, W_q)$ and two parameters k and d , find an ATC H , such that H is a (k, d) -truss with the maximum attribute score $f(H, W_q)$.

We remark that in place of the (k, d) -truss with the highest attribute score, we could consider the problem of finding the r (k, d) -trusses with the highest attribute score. Our technical results and algorithms easily generalize to this extension.

5. PROBLEM ANALYSIS

In this section, we analyze the complexity of the problem and show that it is NP-hard. We then analyze the properties of the structure and attribute score function of our problem. Our algorithms for community search exploit these properties.

5.1 Hardness

Our main result in this section is that the ATC-Problem is NP-hard (Theorem 2). The crux of our proof idea comes from the hardness of finding the densest subgraph with $\geq k$ vertices [26]. Unfortunately, that problem cannot be directly reduced to our ATC-Problem. To bridge this gap, we extend the notion of graph density to account for vertex weights and define a helper problem called WDalk-Problem – given a graph, find the subgraph with maximum “weighed density” with at least k vertices. We then show that it is NP-hard and then reduce the WDalk-Problem to our problem.

Weighted Density. Let $G = (V, E)$ be an undirected graph. Let $w(v)$ be a non-negative weight associated with each vertex $v \in V$. Given a subset $S \subseteq V$, the subgraph of G induced by S is $G_S = (S, E(S))$, where $E(S) = \{(u, v) \in E \mid u, v \in S\}$. For a vertex v in a subgraph $H \subseteq G$, its degree is $\deg_H(v) = |\{(u, v) \mid (u, v) \in E(H)\}|$. Next, we define:

DEFINITION 6 (WEIGHTED DENSITY.). Given a subset of vertices $S \subseteq V$ of a weighted graph G , the weighted density of subgraph G_S is defined as $\chi(G_S) = \sum_{v \in S} \frac{\deg_{G_S}(v) + w(v)}{|S|}$.

Recall that traditional edge density of an induced subgraph G_S is $\rho(G_S) = \frac{|E(S)|}{|S|} = \sum_{v \in S} \frac{\deg_{G_S}(v)}{2|S|}$ [26, 2]. That is, $\rho(G_S)$ is twice the average degree of a vertex in G_S . Notice that in Definition 6, if the weight of v is $w(v) = 0, \forall v$, then the weighted density $\chi(G_S) = 2\rho(G_S)$. It is well known that finding a subgraph with the maximum edge density can be solved optimally using parametric flow or linear programming relaxation [2]. However, given a number k , finding the maximum density of a subgraph G_S containing at least k vertices is NP-hard [26].

Define the weight of a vertex v in a graph G as its degree in G , i.e., $w(v) = \deg_G(v)$. Then, $\chi(G_S) = \sum_{v \in S} \frac{\deg_{G_S}(v) + \deg_G(v)}{|S|} = 2\rho(G_S) + \sum_{v \in S} \frac{\deg_G(v)}{|S|}$. We define a problem, the WDalk-Problem, as follows: given a graph G with weights as defined above, and a density threshold α , check whether G contains an induced subgraph H with at least k vertices such that $\chi(H) \geq \alpha$. We show it is NP-hard in Theorem 1. To establish this, we first show that the WDK-Problem, i.e., finding whether G has a subgraph H with exactly k vertices with weighted density at least α ,

i.e., $\chi(H) \geq \alpha$, is NP-hard.¹ We then extend this result to the hardness of the WDalk-Problem.

LEMMA 1. WDK-Problem is NP-hard.

PROOF. We reduce the well-known NP-complete problem, CLIQUE, to WDK-Problem. Given a graph $G = (V, E)$ with n vertices and a number k , construct a graph $G' = (V \cup V', E \cup E')$ as follows. For each vertex $v \in V$, add $n - \deg_G(v)$ new dummy vertices. G' contains an edge connecting each $v \in V$ with each of its associated dummy vertices. Notice that the maximum degree of any node in G' is n . In particular, every vertex in V has degree n in G' whereas every dummy vertex in V' has degree 1. So for any $S \subseteq V \cup V'$, $\chi(G'_S) = 2\rho(G'_S) + \frac{\sum_{v \in G'_S} \deg_{G'}(v)}{|S|} \leq 2\rho(G'_S) + n$. Set $\alpha = n + k - 1$. We claim that G contains a clique of size k iff $\chi(G') \geq \alpha$.

(\Rightarrow): Suppose $H \subset G$ is a k -clique. Since each vertex v of G has degree n in G' and $2\rho(H)$ is the average degree of a vertex in H , we have $\chi(H) = 2\rho(H) + n = k - 1 + n$.

(\Leftarrow): Suppose G' contains an induced subgraph G'_S with $|S| = k$ and with $\chi(G'_S) \geq n + k - 1$. It is clear that for any S with $S \cap V' \neq \emptyset$, $\chi(G'_S) < n + k - 1$. The reason is that vertices in V' have degree 1 $< n$ in G' . Thus, we must have $S \subset V$. Now, for any $S \subseteq V \cup V'$, $\chi(G'_S)$ is upper bounded by $n + k - 1$. Thus, $\chi(G'_S) = n + k - 1$, and we can infer that $2\rho(G'_S) = k - 1$, implying $G'_S = G_S$ is a k -clique. \square

THEOREM 1. WDalk-Problem is NP-hard.

PROOF. We can reduce WDK-Problem to WDalk-Problem, using the ideas similar to those used in reducing the densest k subgraph problem to the densest at least k subgraph problem [26]. \square

THEOREM 2. ATC-Problem is NP-hard.

PROOF. We reduce the WDalk-Problem to ATC-Problem. Given a graph $G = (V, E)$ with $|V| = n$ vertices, construct an instance G' as follows. G' is a complete graph over n vertices. For simplicity, we use V to refer to the vertex set of both G and G' , without causing confusion. For each edge $(u, v) \in E(G)$, create a distinct attribute w_{uv} . We assume w_{uv} and w_{vu} denote the same attribute. Then, with each vertex $v \in V$, associate a set of attributes: $\text{attr}(v) = \{w_{vu} : (v, u) \in E(G)\}$. Notice that the cardinality of $\text{attr}(v)$ is $|\text{attr}(v)| = \deg_G(v)$. Also, an attribute w_{vu} is present only in the attribute sets of v and u , i.e., $V_{w_{vu}} = \{v, u\}$.

For a vertex set $S \subset V$, we will show that $f(G'_S, W_q) = \chi(G_S)$, where $G_S = (S, E(S))$ is the induced subgraph of G by S , $G'_S = (S, E'(S))$ is the induced subgraph of G' by S , and $W_q = \{w_{vu} : (v, u) \in E(G)\}$. That is, the query attributes are the set of attributes associated with every edge of G . We have

$$\begin{aligned} f(G'_S, W_q) &= \sum_{w_{vu} \in W_q} \frac{|V_{w_{vu}} \cap S|^2}{|S|} \\ &= \sum_{w_{vu} \in W_q} \frac{(|V_{w_{vu}} \cap S|)(|V_{w_{vu}} \cap S| - 1)}{|S|} + \sum_{w_{vu} \in W_q} \frac{|V_{w_{vu}} \cap S|}{|S|} \quad (1) \end{aligned}$$

For every attribute $w_{vu} \in W_q$, exactly one of the following conditions holds:

- $u, v \in S$: In this case $(u, v) \in E(S)$. Clearly, $|V_{w_{vu}} \cap S| = 2$, so $(|V_{w_{vu}} \cap S|)(|V_{w_{vu}} \cap S| - 1) = 2$.

¹Notice that the hardness of finding the maximum density subgraph with $\geq k$ vertices does *not* imply hardness of WDK-Problem for a specific weight function over the vertices and thus it needs to be proved.

- exactly one of u, v belongs to S and $(u, v) \in E \setminus E(S)$. In this case, $|V_{wvu} \cap S| = 1$, so $(|V_{wvu} \cap S|)(|V_{wvu} \cap S| - 1) = 0$.
- $u, v \notin S$. In this case, clearly $(u, v) \notin E(S)$ and $|V_{wvu} \cap S| = 0$, so $(|V_{wvu} \cap S|)(|V_{wvu} \cap S| - 1) = 0$.

Therefore,

$$\sum_{wvu \in W_q} \frac{(|V_{wvu} \cap S|)(|V_{wvu} \cap S| - 1)}{|S|} = \sum_{(v,u) \in E(S)} \frac{2}{|S|} = 2 \frac{|E(S)|}{|S|} = 2\rho(G_S). \quad (2)$$

On the other hand, we have

$$\begin{aligned} \sum_{wvu \in W_q} \frac{|V_{wvu} \cap S|}{|S|} &= \sum_{(v,u) \in E(S)} \frac{2}{|S|} + \sum_{v \in S, (v,u) \in E \setminus E(S)} \frac{1}{|S|} \\ &= \frac{\sum_{v \in S} \sum_{(v,u) \in E(S)} 1 + \sum_{v \in S} \sum_{(v,u) \in E(G) \setminus E(S)} 1}{|S|} = \frac{\sum_{v \in S} \deg_G(v)}{|S|}. \end{aligned} \quad (3)$$

Overall, $f(G'_S, W_q) = 2\rho(G_S) + \frac{\sum_{v \in S} \deg_G(v)}{|S|} = \chi(G_S)$. Next, we show that an instance of WDalk-Problem is a YES-instance iff for the corresponding instance of ATC-Problem, has a weighted density above a threshold, w.r.t. the query $Q = (V_q, W_q)$ where $V_q = \emptyset$ and $W_q = \{wvu : (v, u) \in E\}$ and the parameter $d = 0.2$. The hardness follows from this.

(\Leftarrow) : Suppose G is a YES-instance of WDalk-Problem, i.e., there exists a subset $S^* \subset V$ such that for the induced subgraph G_{S^*} of G , we have $\chi(G_{S^*}) \geq \alpha$. Then, the subgraph $G'_{S^*} = (S^*, E'(S^*))$ has $f(G'_{S^*}, W_q) = \chi(G_{S^*}) \geq \alpha$. In addition, since $|S^*| \geq k$ and G' is an n -clique, G'_{S^*} is a k -clique, and hence a k -truss. For $V_q = \emptyset$, trivially $V_q \subseteq S^*$ and G'_{S^*} satisfies the communication constraint on query distance. Thus, G'_{S^*} is a (k, d) -truss with $f(G'_{S^*}, W_q) \geq \alpha$, showing G' is a YES-instance of ATC-Problem.

(\Rightarrow) : Suppose there exists a (k, d) -truss $G'_{S^*} = (S^*, E'(S^*))$, a subgraph of G' induced by $S^* \subset V$, with $f(G'_{S^*}, W_q) \geq \alpha$. Then, we have $G_{S^*} = (S^*, E(S^*))$ and $\chi(G_{S^*}) = f(G'_{S^*}, W_q) \geq \alpha$. Since G'_{S^*} is a k -truss and $|S^*| \geq k$, we have $\chi(G_{S^*}) \geq \alpha$, showing G is a YES-instance of WDalk-Problem. \square

In view of the hardness, a natural question is whether efficient approximation algorithms can be designed for ATC-Problem. Thereto, we investigate the properties of the problem in the next subsections. Observe that from the proof, it is apparent that the hardness comes mainly from maximizing the attribute score of a ATC.

5.2 Properties of (k, d) -truss

Our attribute truss community model is based on the concept of k -truss, so the communities inherit good structural properties of k -trusses, such as k -edge-connected, bounded diameter and hierarchical structure. In addition, since the attribute truss community is required to have a bounded query distance, it will have a small diameter, as explained below.

A k -truss community is $(k-1)$ -edge-connected, since it remains connected whenever fewer than $k-1$ edges are deleted from the community [9]. Moreover, a k -truss based community has hierarchical structure that represents the cores of the community at different levels of granularity [20], i.e., a k -truss is always contained in some $(k-1)$ -truss, for $k \geq 3$. In addition, for a connected k -truss with n vertices, the diameter is at most $\lfloor \frac{2n-2}{k} \rfloor$ [9]. Small

²Since $V_q = \emptyset$, we can set d to any value; we choose to set it to the tightest value.

diameter is considered an important property of a good community [13].

Since the distance function satisfies the triangle inequality, i.e., for all nodes u, v, w , $\text{dist}_G(u, v) \leq \text{dist}_G(u, w) + \text{dist}_G(w, v)$, we can express the lower and upper bounds on the community diameter in terms of the query distance as follows.

OBSERVATION 1. For a (k, d) -truss H and a set of nodes $V_q \subseteq H$, we have $d \leq \text{diam}(H) \leq \min\{\frac{2|V(H)|-2}{k}, 2d\}$.

5.3 Properties of attribute score function

From the definition of attribute score function $f(H, W_q)$, we can infer the following useful properties.

Positive influence of relevant attributes. The more relevant attributes a community H has, the higher the score $f(H, W_q)$. E.g., consider the community H_4 and $W_q = \{ML\}$ in Figure 2 (d). If the additional attribute “ML” is added to the vertex v_9 , then the score $f(H_4, \{ML\})$ will increase. We have:

OBSERVATION 2. Given a ATC H and a vertex $v \in H$, let a new input attribute $w \in W_q \setminus \text{attr}(v)$ be added to v , and H' denote the resulting community. Then $f(H', W_q) > f(H, W_q)$.

In addition, we have the following easily verified observation.

OBSERVATION 3. Given a ATC H and query attribute sets $W_q \subseteq W_{q'}$, we have $f(H, W_q) \leq f(H, W_{q'})$.

Negative influence of irrelevant vertices. Adding irrelevant vertices with no query attributes to a ATC will decrease its attribute score. The following Observation 4 formalizes this property.

OBSERVATION 4. Given two ATC's H and H' where $H \subset H'$, suppose $\forall v \in V(H') \setminus V(H)$ and $\forall w \in W_q$, $\text{attr}(v) \cap V_w = \emptyset$. Then $f(H', W_q) < f(H, W_q)$.

Non-monotone property and majority attributes. The attribute score function is in general non-monotone w.r.t. the size of the community, even when vertices with query related attributes are added. For instance, for the community H_1 in Figure 2(a), with $W_q = \{DB, IR\}$, $f(H_1, W_q) = 4 \cdot \frac{1}{4} = 4$. Let us add vertex v_7 with attribute IR into H_1 and represent the resulting graph as H_5 , then $f(H_5, W_q) = 4 \cdot \frac{4}{5} + 1 \cdot \frac{1}{5} = \frac{17}{5} < f(H_1, W_q)$. If vertex v_7 has attribute DB instead of IR , then it is easy to verify that the attribute score of the resulting graph w.r.t. W_q is strictly higher than 4. Thus, $f(\cdot, \cdot)$ is neither monotone nor anti-monotone. This behavior raises challenges for finding ATC with the maximum attribute score. Based on the above examples, we have the following observation.

OBSERVATION 5. There exist ATC's H and H' with $V(H') = V(H) \cup \{v\}$, and $\text{attr}(v) \cap W_q \neq \emptyset$, such that $f(H', W_q) < f(H, W_q)$, and there exist ATC's H and H' with $V(H') = V(H) \cup \{v\}$, and $\text{attr}(v) \cap W_q \neq \emptyset$, for which $f(H', W_q) > f(H, W_q)$.

The key difference between the two examples above is that DB is a “majority attribute” in H_1 , a notion we formalize next. Formally, given a community H and query W_q , we say that a set of attributes X includes majority attributes of H , if $\theta(H, W_q \cap X) = \sum_{w \in W_q \cap X} \theta(H, w) \geq \frac{f(H, W_q)}{2|V(H)|}$. Recall that $\theta(H, w)$ is the fraction of vertices of H containing the attribute w . We have:

LEMMA 2. Let H be a ATC of a graph G . Suppose there is a vertex $v \notin V(H)$ such that the set of attributes $W_q \cap \text{attr}(v)$ includes the majority attributes of H and that adding v to H results in a ATC H' of G . Then $f(H', W_q) > f(H, W_q)$ holds.

PROOF. Suppose $W_q = \{w_1, \dots, w_l\}$ and w.l.o.g., let $W_q \cap \text{attr}(v) = \{w_1, \dots, w_r\}$, where $1 \leq r \leq l$. Let $|V(H)| = b$, and for each attribute $w_i \in W_q$, let $|V(H) \cap V_{w_i}| = b_i$. Since $W_q \cap \text{attr}(v)$ includes the majority attributes of H , $\theta(H, W_q \cap \text{attr}(v)) = \frac{\sum_{i=1}^r b_i}{b} \geq \frac{f(H, W_q)}{2b}$, so we have $\sum_{i=1}^r 2b_i \geq f(H, W_q)$.

We have $f(H, W_q) = \sum_{i=1}^l \frac{|V(H) \cap V_{w_i}|^2}{|V(H)|} = \sum_{i=1}^l \frac{b_i^2}{b}$, and $f(H', W_q) = \sum_{i=1}^r \frac{(b_i+1)^2}{b+1} + \sum_{i=r+1}^l \frac{b_i^2}{b+1}$. As a result, $f(H', W_q) - f(H, W_q) = \frac{b \sum_{i=1}^r (2b_i+1) - \sum_{i=1}^l b_i^2}{b(b+1)} \geq \frac{b \cdot f(H, W_q) + rb - b \cdot f(H, W_q)}{b(b+1)} = \frac{r}{b+1} > 0$. \square

This lemma will be helpful in designing bottom-up algorithms, by iteratively adding vertices with majority attributes to increase attribute score.

Non-submodularity and Non-supermodularity. A set function $g : 2^U \rightarrow \mathbb{R}^{\geq 0}$ is said to be submodular provided for all sets $S \subset T \subset U$ and element $x \in U \setminus T$, $g(T \cup \{x\}) - g(T) \leq g(S \cup \{x\}) - g(S)$, i.e., the marginal gain of an element has the so-called “diminishing returns” property. The function $g(\cdot)$ is said to be supermodular if $-g(\cdot)$ is submodular. Optimization problems over submodular functions lend themselves to efficient approximation. We thus study whether our attribute score function $f(\cdot, \cdot)$ is submodular w.r.t. its first argument, viz., set of vertices.

Consider the graph G in Figure 1 and query $W_q = \{DB, DM\}$ with $k = 2$. Let the induced subgraphs of G by the vertex sets $S_1 = \{q_1, v_4\}$ and $S_2 = \{q_1, v_4, v_5\}$ respectively be denoted G_1 and G_2 ; $G_1 \subseteq G_2$. Let v^* be a vertex not in G_2 . Let us compare the marginal gains $f(G_1 \cup \{v^*\}, W_q) - f(G_1, W_q)$ and $f(G_2 \cup \{v^*\}, W_q) - f(G_2, W_q)$, from adding the next vertex v^* to G_1 and G_2 . Suppose $v^* = v_6$ with attribute “DB”, then we have $f(G_2 \cup \{v_6\}, W_q) - f(G_2, W_q) = (4 + 1/4) - (3 + 1/3) = 11/12 > f(G_1 \cup \{v_6\}, W_q) - f(G_1, W_q) = (3 + 1/3) - (2 + 1/2) = 5/6$, violating submodularity of the attribute score function $f(\cdot, \cdot)$. On the other hand, suppose $v^* = q_2$ with attributes “DB” and “DM”. Then we have $f(G_2 \cup \{q_2\}, W_q) - f(G_2, W_q) = (4 + 1) - (3 + 1/3) = 4/3 < f(G_1 \cup \{q_2\}, W_q) - f(G_1, W_q) = (3 + 4/3) - (2 + 1/2) = 11/6$, which violates supermodularity. Given that the attribute score function is neither submodular nor supermodular, we infer that the prospects for an efficient approximation algorithm are not promising.

6. TOP-DOWN GREEDY ALGORITHM

In this section, we develop a greedy algorithmic framework for finding a ATC. It leverages the notions of attribute score contribution and attribute marginal gain that we define. Our algorithm first finds a (k, d) -truss, and then iteratively removes vertices with smallest attribute score contribution. Then, we analyze the time and space complexity of our algorithm. We also propose a more efficient algorithm with better quality, based on attribute marginal gain and bulk deletion.

6.1 Basic Algorithm

We begin with attribute score contribution. Given a subgraph $H \subset G$, a vertex $v \in V(H)$, and attribute query W_q , let us examine the change to the score $f(H, W_q)$ from dropping v .

$$\begin{aligned} & f(H - \{v\}, W_q) \\ &= \sum_{w \in W_q} \frac{|V_w \cap (V(H) - \{v\})|^2}{|V(H) - 1|} \\ &= \sum_{w \in W_q - \text{attr}(v)} \frac{|V_w \cap V(H)|^2}{|V(H)| - 1} + \sum_{w \in W_q \cap \text{attr}(v)} \frac{(|V_w \cap V(H)| - 1)^2}{|V(H)| - 1} \\ &= \sum_{w \in W_q} \frac{|V_w \cap V(H)|^2}{|V(H)| - 1} - \sum_{w \in W_q \cap \text{attr}(v)} \frac{2|V_w \cap V(H)| - 1}{|V(H)| - 1} \\ &= \frac{f(H, W_q) \cdot |V(H)|}{|V(H)| - 1} - \frac{\sum_{w \in W_q \cap \text{attr}(v)} (2|V_w \cap V(H)| - 1)}{|V(H)| - 1} \end{aligned}$$

The second term represents the drop in the attribute score of H from removing v . We would like to remove vertices with the least drop in score. This motivates the following.

DEFINITION 7 (ATTRIBUTE SCORE CONTRIBUTION). Given a graph H and attribute query W_q , the attribute score contribution of a vertex $v \in V(H)$ is defined as $f_H(v, W_q) = \sum_{w \in W_q \cap \text{attr}(v)} 2|V_w \cap V(H)| - 1$.

Algorithm overview. Our first greedy algorithm, called Basic, has three steps. First, it finds the maximal (k, d) -truss of G as a candidate. Second, it iteratively removes vertices with smallest attribute score contribution from the candidate graph, and maintains the remaining graph as a (k, d) -truss, until no longer possible. Finally, it returns a (k, d) -truss with the maximum attribute score among all candidate graphs as the answer.

The details of the algorithm follow. First, we find the maximal (k, d) -truss of G as G_0 . Based on the given d , we compute a set of vertices S having query distance no greater than d , i.e., $S_0 = \{u : \text{dist}_G(u, Q) \leq d\}$. Let $G_0 \subset G$ be the subgraph of G induced by S_0 . Since G_0 may contain edges with support $< (k - 2)$, we invoke the following steps to prune G_0 into a (k, d) -truss.

(k, d) -truss maintenance: repeat until no longer possible:

- (i) *k-truss*: remove edges contained in $< (k - 2)$ triangles;
- (ii) *query distance*: remove vertices with query distance $> d$, and their incident edges;

Notice that the two steps above can trigger each other: removing edges can increase query distance and removing vertices can reduce edge support. In the following, we start from the maximal (k, d) -truss G_l where $l = 0$, and find a (k, d) -truss with large attribute score by deleting a vertex with the smallest attribute score contribution.

Finding a (k, d) -truss with large attribute score. G_0 is our first candidate answer. In general, given G_l , we find a vertex $v \in V(G_l) \setminus V_q$ with the smallest attribute score contribution and remove it from G_l . Notice that v cannot be one of the query vertices. The removal may violate the (k, d) -truss constraint so we invoke the (k, d) -truss maintenance procedure above to find the next candidate answer. We repeat this procedure until G_l is not a (k, d) -truss any more. Finally, the candidate answer with the maximum attribute score generated during this process is returned as the final answer, i.e., $\arg \max_{G' \in \{G_0, \dots, G_{l-1}\}} f(G', W_q)$. The detailed description is presented in Algorithm 1.

EXAMPLE 3. We apply Algorithm 1 on the graph G in Figure 1 with query $Q = (\{q_1\}, \{DB, DM\})$, for $k = 4$ and $d = 2$. First, the algorithm finds the (k, d) -truss G_0 as the subgraph H shown in Figure 1. Next, we select vertex v_7 with the minimum attribute score contribution $f_{G_0}(v_7, W_q) = 0$ and remove it from

Algorithm 1 Basic (G, Q)

Input: A graph $G = (V, E)$, a query $Q = (V_q, W_q)$, numbers k and d .
Output: A (k, d) -truss H with the maximum $f(H, W_q)$.

- 1: Find a set of vertices S_0 having the query distance $\leq d$, i.e., $S_0 = \{u : \text{dist}_G(u, Q) \leq d\}$.
 - 2: Let G_0 be the induced subgraph of S , i.e., $G_0 = (S_0, E(S_0))$, where $E(S_0) = \{(v, u) : v, u \in S_0, (v, u) \in E\}$.
 - 3: Maintain G_0 as a (k, d) -truss.
 - 4: Let $l \leftarrow 0$;
 - 5: **while** $\text{connect}_{G_l}(Q) = \text{true}$ **do**
 - 6: Compute the attribute score of $f(G_l, W_q)$;
 - 7: Compute $f_{G_l}(u, W_q) = \sum_{w \in W_q \cap \text{attr}(u)} 2|V(H) \cap V_w| - 1$,
 $\forall u \in G_l$;
 - 8: $u^* \leftarrow \arg \min_{u \in V(G_l) - V_q} f_{G_l}(u, W_q)$;
 - 9: Delete u^* and its incident edges from G_l ;
 - 10: Maintain G_l as a (k, d) -truss.
 - 11: $G_{l+1} \leftarrow G_l$; $l \leftarrow l + 1$;
 - 12: $H \leftarrow \arg \max_{G' \in \{G_0, \dots, G_{l-1}\}} f(G', W_q)$;
-

G_0 . Indeed it contains neither of the query attributes. Finally, the algorithm finds the ATC H_2 with the maximum attribute score in Figure 2(b), which is also the optimal solution.

6.2 Complexity Analysis

Let $n = |V(G)|$ and $m = |E(G)|$, and let d_{\max} be the maximum vertex degree in G . In each iteration i of Algorithm 1, we delete at least one vertex and its incident edges from G_i . Clearly, the number of removed edges is no less than $k - 1$, and so the total number of iterations is $t \leq \min\{n - k, m/(k - 1)\}$. We have the following result on the time and space complexity of Algorithm 1. We note that we do not need to keep all candidate ATCs in the implementation, but merely maintain a removal record of the vertices/edges in each iteration.

THEOREM 3. *Algorithm 1 takes $O(m\rho + t(|W_q|n + |V_q|m))$ time and $O(m + |\text{attr}(V)|)$ space, where $t \in O(\min\{n, m/k\})$, and ρ is the arboricity of graph G with $\rho \leq \min\{d_{\max}, \sqrt{m}\}$.*

Proof Sketch: The time cost of Algorithm 1 mainly comes from three key parts: query distance computation, k -truss maintenance, and attribute score computation.

For query distance computation, finding the set of vertices S within query distance d from V_q can be done by computing the shortest distances using a BFS traversal starting from each query node $q \in V_q$, which takes $O(|V_q|m)$ time. Since the algorithm runs in t iterations, the total time cost of this step is $O(t|V_q|m)$.

Second, consider the cost of k -truss identification and maintenance. Finding and maintaining a series of k -truss graphs $\{G_0, \dots, G_{l-1}\}$ in each iteration takes $O(\rho \cdot m)$ time in all, where ρ is the arboricity of graph G_0 . It has been shown that $\rho \leq \min\{d_{\max}, \sqrt{m}\}$ [8].

Third, consider the cost of computing attribute score contribution. In each iteration, the computation of attribute score contribution for every vertex takes time $O(\sum_{v \in V(G)} \min\{\text{attr}(v), |W_q|\}) = O(\min\{|\text{attr}(V)|, |W_q| \cdot n\}) \subseteq O(|W_q| \cdot n)$. Thus, the total cost of attribute score computation is $O(t|W_q|n)$.

Therefore, the overall time complexity of Algorithm 1 is $O(m\rho + t(|W_q|n + |V_q|m))$.

Next, we analyze the space complexity. For graphs $\{G_0, \dots, G_l\}$, we record the sequence of removed edges from G_0 : attaching a corresponding label to graph G_i at each iteration i , takes $O(m)$ space in all. For each vertex $v \in G_i$, we keep $\text{dist}(v, Q)$, which takes $O(n)$ space. Hence, the space complexity is $O(m + n +$

$|\text{attr}(V)|)$, which is $O(m + |\text{attr}(V)|)$, due to the assumption $n \leq m$. \square

6.3 An improved greedy algorithm

The greedy removal strategy of Basic is simple, but suffers from the following limitations on quality and efficiency. Firstly, the attribute score contribution myopically considers the removal vertex v only, and ignores its impact on triggering removal of other vertices, due to violation of k -truss or distance constraints. If these vertices have many query attributes, it can severely limit the effectiveness of the algorithm. Thus, we need to look ahead the effect of each removal vertex, and then decide which ones are better to be deleted. Secondly, Basic removes only one vertex from the graph in each step, which leads to a large number of iterations, making the algorithm inefficient.

In this section, we propose an improved greedy algorithm called BULK, which is outlined in Algorithm 2. BULK uses the notion of attribute marginal gain and a bulk removal strategy.

Attribute Marginal Gain. We begin with a definition.

DEFINITION 8 (ATTRIBUTE MARGINAL GAIN). *Given a graph H and attribute query W_q , a vertex $v \in V(H)$, the attribute marginal gain is defined as $\text{gain}_H(v, W_q) = f(H, W_q) - f(H - S_H(v), W_q)$, where $S_H(v) \subset V(H)$ is v together with the set of vertices that violate (k, d) -truss after the removal of v from H .*

Notice that, for convenience, we assume $v \in S_H(v)$. For example, consider the graph G in Figure 1 and the query $Q = (\{q_1\}, \{ML\})$, with $k = 3$ and $d = 2$. The vertex v_9 has no attribute “ML”, and the attribute score contribution is $f_G(v_9, W_q) = 0$ by Definition 7, indicating no attribute score contribution by vertex v_9 . However, the fact is that v_9 is an important bridge for connections among the vertices q_1, v_8 , and v_{10} with attribute “ML”. The deletion of v_9 will thus lead to the deletion of v_8 and v_{10} , due to the 3-truss constraint. Thus, $S_G(v_9) = \{v_8, v_9, v_{10}\}$. The marginal gain of v_9 is $\text{gain}_G(v_9, W_q) = f(G, W_q) - f(G - S_G(v_9), W_q) = \frac{3}{4} - \frac{1}{9} > 0$. This shows that the deletion of v_9 from G decreases the attribute score. It illustrates that attribute marginal gain can more accurately estimate the effectiveness of vertex deletion than score attribute contribution, by naturally incorporating look-ahead.

One concern is that $\text{gain}_H(v, W_q)$ needs the exact computation of $S_H(v)$, which has to simulate the deletion of v from H by invoking (k, d) -truss maintenance, which is expensive. An important observation is that if vertex v is to be deleted, its neighbors $u \in N(v)$ with degree $k - 1$ will also be deleted, to maintain k -truss. Let $P_H(v)$ be the set of v 's 1-hop neighbors with degree $k - 1$ in H , i.e., $P_H(v) = \{u \in N(v) : \deg_H(u) = k - 1\}$. We propose a local attribute marginal gain, viz., $\hat{\text{gain}}_H(v, W_q) = f(H, W_q) - f(H - P_H(v), W_q)$, to approximate $\text{gain}_H(v, W_q)$. Continuing with the above example, in graph G , for deleting vertex v_9 , note that $\deg(v_8) = \deg(v_{10}) = 2 = k - 1$, so we have $P_G(v_9) = \{v_8, v_9, v_{10}\}$, which coincides with $S_G(v_9)$. In general, $\hat{\text{gain}}_H(v, W_q)$ serves as a good approximation to $\text{gain}_H(v, W_q)$ which can be computed more efficiently.

Bulk Deletion. The second idea incorporated in BULK is bulk deletion. The idea is that instead of removing one vertex with the smallest attribute marginal gain, we remove a small percentage of vertices from the current candidate graph that have the smallest attribute marginal gain. More precisely, let G_i be the current candidate graph and let $\epsilon > 0$. We identify the set of vertices S such that $|S| = \frac{\epsilon}{1+\epsilon}|V(G_i)|$ and the vertices in S have the smallest attribute marginal gain, and remove S from G_i , instead of removing a vertex at a time. Notice that the resulting ATC G_{i+1} has size

Algorithm 2 BULK (G, Q)

Input: A graph $G = (V, E)$, a query $Q = (V_q, W_q)$, numbers k and d , parameter ε .

Output: A (k, d) -truss H with the maximum $f(H, W_q)$.

- 1: Find the maximal (k, d) -truss G_0 .
 - 2: Let $l \leftarrow 0$;
 - 3: **while** $\text{connect}_{G_l}(Q) = \text{true}$ **do**
 - 4: Find a set of vertices S of the smallest $\hat{\text{gain}}_{G_l}(v, W_q)$ with the size of $|S| = \frac{\varepsilon}{1+\varepsilon} |V(G_l)|$;
 - 5: Delete S and their incident edges from G_l ;
 - 6: Maintain the (k, d) -truss of G_l ;
 - 7: $G_{l+1} \leftarrow G_l$; $l \leftarrow l + 1$;
 - 8: $H \leftarrow \arg \max_{G' \in \{G_0, \dots, G_{l-1}\}} f(G', W_q)$;
-

$|V(G_{i+1})| \leq \frac{1}{1+\varepsilon} |V(G_i)|$ after the deletion of S . We can safely terminate the algorithm once the size of G_i drops below k vertices and return the best ATC obtained so far, due to the constraint of k -truss. Thus, it follows that the number of iterations t drops from $O(\min\{n, m/k\})$ to $O(\log_{1+\varepsilon} \frac{n}{k})$.

7. INDEX-BASED SEARCH ALGORITHM

While the BULK algorithm based on the framework of Algorithm 1 has polynomial time complexity, when the graph G is large and the query Q has many attributes, finding ATCs entails several ATC queries, which can be expensive. To help efficient processing of ATC queries, we propose a novel index called attributed-truss index (ATindex). It maintains known graph structure and attribute information.

7.1 Attributed Truss Index

The ATindex consists of three components: *structural trussness*, *attribute trussness*, and *inverted attribute index*.

Structural Trussness. Recall that trusses have a hierarchical structure, i.e., for $k \geq 3$, a k -truss is always contained in some $(k-1)$ -truss [20]. For any vertex or any edge, there exists a k -truss with the largest k containing it. We define the trussness of a subgraph, an edge, and a vertex as follows.

DEFINITION 9 (TRUSSNESS). *Given a subgraph $H \subseteq G$, the trussness of H is the minimum support of an edge in H plus 2, i.e., $\tau(H) = 2 + \min_{e \in E(H)} \{\text{sup}_H(e)\}$. The trussness of an edge $e \in E(G)$ is $\tau_G(e) = \max_{H \subseteq G \wedge e \in E(H)} \{\tau(H)\}$. The trussness of a vertex $v \in V(G)$ is $\tau_G(v) = \max_{H \subseteq G \wedge v \in V(H)} \{\tau(H)\}$.*

Consider the graph G in Figure 1(a), and let the subgraph H be the triangle $\Delta_{q_1 v_1 v_2}$. Then the trussness of H is $\tau(H) = 2 + \min_{e \in H} \text{sup}_H(e) = 3$, since each edge is contained in one triangle in H . However, the trussness of the edge $e(q_1, v_1)$ is 4, because there exists a 4-truss containing $e(q_1, v_1)$ in Figure 2(b), and any subgraph H containing $e(q_1, v_1)$ has $\tau(H) \leq 4$, i.e., $\tau_G(e(q_1, v_1)) = \max_{H \subseteq G \wedge e \in E(H)} \{\tau(H)\} = 4$. In addition, the vertex trussness of q_1 is also 4, i.e., $\tau_G(q_1) = 4$.

Based on the trussness of a vertex (edge), we can infer in constant time whether there exists a k -truss containing it. We construct the structural trussness index as follows. For each vertex $v \in V$, we keep the vertex trussness of v , and also maintain the edge trussness of its incident edges in decreasing order of trussness. This supports efficient checking of whether vertex v or its incident edge is present in a k -truss, avoiding extensive k -truss search. Also, it can efficiently retrieve v 's incident edges with a given trussness value. In addition, we use a hashtable to maintain all the edges and their

trussness. Recall that for a graph G , $\bar{\tau}(\emptyset)$ denotes the maximum structural trussness of G .

Attributed Trussness. Structural trussness index is not sufficient for ATC queries. Given a vertex v in G with structural trussness $\tau_G(v) \geq k$, there is no guarantee that v will be present in a (k, d) -truss with large attribute score w.r.t. query attributes. E.g., consider the graph G and vertex v_1 with $\tau_G(v_1) = 4$ in Figure 1. Here, v_1 will not be present in an ATC for query attributes $W_q = \{\text{"ML"}\}$ since it does not have attribute "ML". On the contrary, v_1 is in an ATC w.r.t. $W_q = \{\text{"DM"}\}$. By contrast, v_9 is *not* present in a 4-truss w.r.t. attribute "DM" even though it has that attribute. To make such searches efficient, for each attribute $w \in \mathcal{A}$, we consider an attribute projected graph, which only contains the vertices associated with attribute w , formally defined below.

DEFINITION 10. (Attribute Projected graph & Attributed Trussness). *Given a graph G and an attribute $w \in A(V)$, the projected graph of G on attribute w is the induced subgraph of G by V_w , i.e., $G_w = (V_w, E_{V_w}) \subseteq G$. Thus, for each vertex v and edge e in G_w , the attributed trussness of v and e w.r.t. w in G_w are respectively defined as $\tau_{G_w}(v) = \max_{H \subseteq G_w \wedge v \in V(H)} \{\tau(H)\}$ and $\tau_{G_w}(e) = \max_{H \subseteq G_w \wedge e \in E(H)} \{\tau(H)\}$.*

For instance, for the graph G in Figure 1, the projected graph G_w of G on $w = \text{"DM"}$ is the graph H_3 in Figure 2(a). For vertices v_1 and v_4 , even though both have the same structural trussness $\tau_G(v_1) = \tau_G(v_4) = 4$, in graph H_3 , vertex v_1 has attribute trussness $\tau_{H_3}(v_1) = 4$ w.r.t. $w = \text{"DM"}$, whereas vertex v_4 is not even present in H_3 , indicating that vertex v_1 is more relevant with "DM" than v_4 . As another example, it is easy to verify that the attribute trussness of v_9 w.r.t. attribute "DM" is 2.

Inverted Attribute Index. We propose an inverted index for each attribute $w \in \mathcal{A}$, denoted invA_w . It maintains an inverted list of the vertices in V_w , i.e., the vertices containing attribute w , in decreasing order of the vertex structural trussness. Thus, invA_w is in the format $\{(v_1, \tau_G(v_1)), \dots, (v_l, \tau_G(v_l))\}$, $\tau_G(v_j) \geq \tau_G(v_{j+1})$, $j \in [l-1]$. The inverted attribute index and structural trussness index can both be used to speed up Algorithms 1 and 2.

ATindex Construction. Algorithm 3 outlines the procedure of ATindex construction. It first constructs the index of structural trussness using the structural decomposition algorithm of [36], then constructs the index of attribute trussness and finally the inverted attribute index. Now, we analyze the time and space complexity of construction algorithm and the space requirement of ATindex. It takes $O(m\rho)$ time and $O(m)$ space for applying the truss decomposition algorithm on the graph G with m edges [20], where ρ is the arboricity of G , and $\rho \leq \min\{d_{\max}, \sqrt{m}\}$. Then, for each keyword $w \in \mathcal{A}$, it invokes the truss decomposition algorithm on the projected graph $G_w \subseteq G$, which takes $O(|E(G_w)|\rho)$ time and $O(m)$ space. In implementation, we deal with each G_w separately, and release its memory after the completion of truss decomposition and write attribute trussnesses index to disk. Overall, ATindex construction takes $O(\rho(m + \sum_{w \in \mathcal{A}} |E(G_w)|))$ time and $O(m)$ space, and the index occupies $O(m + \sum_{w \in \mathcal{A}} |E(G_w)|)$ space on disk.

7.2 Index-based Query Processing

In this section, we propose an ATindex-based query processing algorithm by means of local exploration, called LATC.

Algorithm overview. Based on the ATindex, the algorithm first efficiently detects a small neighborhood subgraph around query vertices, which tends to be densely and closely connected with the

Algorithm 3 ATindex Construction(G)

Input: A graph $G = (V, E)$.**Output:** ATindex of G .

- 1: Apply the truss decomposition algorithm[36] on G .
 - 2: **for** $v \in G$ **do**
 - 3: Keep the structural trussness of v and its incident edges in record.
 - 4: **for** $w \in A$ **do**
 - 5: Project G on attribute w as G_w .
 - 6: Apply the truss decomposition algorithm[36] on G_w .
 - 7: Construct an inverted node list $\text{inv}A_w$.
 - 8: **for** $e = (u, v) \in G$ **do**
 - 9: Build a hashtable to preserve its structural trussness value $\tau_G(e)$ and attribute trussness value $\tau_{G_w}(e)$, where $w \in A(v) \cap A(u)$.
-

Algorithm 4 LATC (G, Q)

Input: A graph $G = (V, E)$, a query $Q = (V_q, W_q)$.**Output:** A (k, d) -truss H with the maximum $f(H, W_q)$.

- 1: Compute an attribute Steiner tree T connecting V_q using attributed truss distance as edge weight;
 - 2: Iteratively expand T into graph G_t by adding adjacent vertices v , until $|V(G_t)| > \eta$;
 - 3: Compute a connected k -truss containing V_q of G_t with the largest trussness $k = k_{max}$;
 - 4: Let the k_{max} -truss as the new G_t .
 - 5: Apply Algorithm 2 on G_t to identify ATC with parameters $k = k_{max}$ and $d = \text{dist}_{G_t}(G_t, V_q)$.
-

query attributes. Then, we apply Algorithm 2 to shrink the candidate graph into a (k, d) -truss with large attribute score. The outline of the algorithm LATC is presented in Algorithm 4. Note that, when no input parameters k and d are given in LATC, we design an auto-setting mechanism for parameters k and d , which will be explained in Section 8.

To find a small neighborhood candidate subgraph, the algorithm starts from the query vertices V_q , and finds a Steiner tree connecting the query vertices. It then expands this tree by adding attribute-related vertices to the graph. Application of standard Steiner tree leads to poor quality, which we next explain and address.

Finding attributed Steiner tree T . As discussed above, a Steiner tree connecting query vertices is used as a seed for expanding into a (k, d) -truss. A naive method is to find a minimal weight Steiner tree to connect all query vertices, where the weight of a tree is the number of edges. Even when the vertices in such a Steiner tree achieve close distance to each other, using this tree seed may produce a result with a small trussness and low attribute score. For example, for the query $Q = (\{q_1, q_2\}, \{DB\})$ (see Figure 1), the tree $T_1 = \{(q_1, v_1), (v_1, q_2)\}$ achieves a weight of 2, which is optimal. However, the edges (q_1, v_1) and (v_1, q_2) of T_1 will not be present in any 2-truss with the homogenous attribute of “DB”. Thus it suggests growing T_1 into a larger graph will yield a low attribute score for $W_q = \{DB\}$. On the contrary, the Steiner tree $T_2 = \{(q_1, v_4), (v_4, q_2)\}$ also has a total weight of 2, and both of its edges have the attribute trussness of 4 w.r.t. the attribute “DB”, indicating it could be expanded into a community with large attribute score. For discriminating between such Steiner trees, we propose a notion of attributed truss distance.

DEFINITION 11 (ATTRIBUTE TRUSS DISTANCE). *Given an edge $e = (u, v)$ in G and query attributes W_q , let $\mathcal{G} = \{G_w : w \in W_q\} \cup \{G\}$. Then the attribute truss distance of e is defined as $\text{dist}_{W_q}(e) = 1 + \gamma(\sum_{g \in \mathcal{G}} (\bar{\tau}(\emptyset) - \tau_g(e)))$, where $\bar{\tau}(\emptyset)$ is the maximum structural trussness in graph G .*

The set \mathcal{G} consists of G together all its attribute projected graphs G_w , for $w \in W_q$ and the difference $(\bar{\tau}(\emptyset) - \tau_g(e))$ measures the shortfall in the attribute trussness of edge e w.r.t. the maximum trussness in G . The sum $\sum_{g \in \mathcal{G}} (\bar{\tau}(\emptyset) - \tau_g(e))$ indicates the overall shortfall of e across G as well as all its attribute projections. Smaller the shortfall of an edge, lower its distance. Finally, γ controls the extent to which small value of structural and attribute trussness, i.e., a large shortfall, is penalized. Using ATindex, for any edge e and any attribute w , we can access the structural trussness $\tau_G(e)$ and attribute trussness $\tau_{G_w}(e)$ in $O(1)$ time. Since finding minimum weight Steiner tree is NP-hard, we apply the well-known algorithm of [27, 32] to obtain a 2-approximation, using attributed truss distance. The algorithm takes $O(m|W_q| + m + n \log n) \subseteq O(m|W_q| + n \log n)$ time, where $O(m|W_q|)$ is the time to compute the attributed truss distance for m edges.

Expand attribute Steiner tree T to Graph G_t . Based on the attribute Steiner tree T built above, we locally expand T into a graph G_t as a candidate (k, d) -truss with numerous query attributes. Lemma 2 gives a useful principle to expand the graph with insertion of a vertex at a time, while increasing the attribute score. Specifically, if $\theta(G_t, W_q \cap \text{attr}(v)) \geq \frac{f(G_t, W_q)}{2|V(G_t)|}$, then graph $G_t \cup \{v\}$ has a larger attribute score than G_t . We can identify such vertices whose attribute set includes majority attributes of the current candidate graph and add them to the current graph.

Now, we discuss the expansion process, conducted in a BFS manner. We start from vertices in T , and iteratively insert adjacent vertices with the largest vertex attribute scores into G_t until the vertex size exceeds a threshold η , i.e., $|V(G_t)| \leq \eta$, where η is empirically tuned. After that, for each vertex $v \in V(G_t)$, we add all its adjacent edges e into G_t .

Apply BULK on G_t with auto-setting parameters. Based on the graph G_t constructed above, we apply the Algorithm 2 with given parameters k and d on G_t to find an ATC. If input parameters k and d are not supplied, we can set them automatically as follows. We first compute a k -truss with the largest k connecting all query vertices. Let k_{max} denote the maximum trussness of the subgraph found. We set the parameter k to be k_{max} . We also compute the query distance of G_t and assign it to d , i.e., $d := \text{dist}_{G_t}(G_t, V_q)$. We then invoke the BULK algorithm on G_t with parameters k, d to obtain an ATC with large trussness and high attribute cohesiveness.

8. EXPERIMENTS

9. CONCLUSION

In this work, we propose an Attributed Truss Community (ATC) model that allows to find a community containing query nodes with cohesive and tight structure, in which most vertices also have homogenous attributes in accordance with given query attributes. The problem of finding ATCs is NP-hard. We propose several carefully designed strategies to quickly find high-quality communities. We design an elegant and compact index, ATC-index, and implement the corresponding query processing algorithm, which uses a local search strategy and bulk deletion. Extensive experiments reveal that ground-truth communities and social circles can be accurately detected by attributed truss community model, which uses a combination of both network structure and attribute information. The experiments on 7 real-world networks show that our method significantly outperforms the state of the art.

10. REFERENCES

- [1] S. Agrawal, S. Chaudhuri, and G. Das. Dbxplorer: A system for keyword-based search over relational databases. In *ICDE*, pages 5–16, 2002.

- [2] B. Bahmani, R. Kumar, and S. Vassilvitskii. Densest subgraph in streaming and mapreduce. *PVLDB*, 5(5):454–465, 2012.
- [3] N. Barbieri, F. Bonchi, E. Galimberti, and F. Gullo. Efficient and effective community search. *DMKD*, 29(5):1406–1433, 2015.
- [4] V. Batagelj and M. Zaversnik. An $o(m)$ algorithm for cores decomposition of networks. *arXiv preprint cs/0310049*, 2003.
- [5] G. Bhalotia, A. Hulgeri, C. Nakhe, S. Chakrabarti, and S. Sudarshan. Keyword searching and browsing in databases using banks. In *ICDE*, pages 431–440, 2002.
- [6] C. Bothorel, J. D. Cruz, M. Magnani, and B. Micenkova. Clustering attributed graphs: models, measures and methods. *Network Science*, 3(03):408–444, 2015.
- [7] H. Cheng, Y. Zhou, X. Huang, and J. X. Yu. Clustering large attributed information networks: an efficient incremental computing approach. *DMKD*, 25(3):450–477, 2012.
- [8] N. Chiba and T. Nishizeki. Arboricity and subgraph listing algorithms. *SIAM J. Comput.*, 14(1):210–223, 1985.
- [9] J. Cohen. Trusses: Cohesive subgraphs for social network analysis. Technical report, National Security Agency, 2008.
- [10] W. Cui, Y. Xiao, H. Wang, Y. Lu, and W. Wang. Online search of overlapping communities. In *SIGMOD*, pages 277–288, 2013.
- [11] W. Cui, Y. Xiao, H. Wang, and W. Wang. Local search of communities in large graphs. In *SIGMOD*, pages 991–1002, 2014.
- [12] B. Ding, J. X. Yu, S. Wang, L. Qin, X. Zhang, and X. Lin. Finding top-k min-cost connected trees in databases. In *ICDE*, pages 836–845, 2007.
- [13] J. Edachery, A. Sen, and F. J. Brandenburg. Graph clustering using distance-k cliques. In *Proceedings of the 7th International Symposium on Graph Drawing*, pages 98–106, 1999.
- [14] Y. Fang, R. Cheng, S. Luo, and J. Hu. Effective community search for large attributed graphs. *PVLDB*, 9(12):1233–1244, 2016.
- [15] A. Gajewar and A. D. Sarma. Multi-skill collaborative teams based on densest subgraphs. In *SDM*, pages 165–176, 2012.
- [16] S. Günnemann, B. Boden, and T. Seidl. Db-csc: a density-based approach for subspace clustering in graphs with feature vectors. In *ECML/PKDD*, pages 565–580, 2011.
- [17] V. Hristidis, L. Gravano, and Y. Papakonstantinou. Efficient ir-style keyword search over relational databases. In *PVLDB*, pages 850–861, 2003.
- [18] V. Hristidis and Y. Papakonstantinou. Discover: Keyword search in relational databases. In *PVLDB*, pages 670–681, 2002.
- [19] A. L. Hu and K. C. Chan. Utilizing both topological and attribute information for protein complex identification in ppi networks. *TCBB*, 10(3):780–792, 2013.
- [20] X. Huang, H. Cheng, L. Qin, W. Tian, and J. X. Yu. Querying k-truss community in large and dynamic graphs. In *SIGMOD*, pages 1311–1322, 2014.
- [21] X. Huang, H. Cheng, and J. X. Yu. Dense community detection in multi-valued attributed networks. *Information Sciences*, 314:77–99, 2015.
- [22] X. Huang, L. V. Lakshmanan, J. X. Yu, and H. Cheng. Approximate closest community search in networks. *PVLDB*, 9(4):276–287, 2015.
- [23] V. Kacholia, S. Pandit, S. Chakrabarti, S. Sudarshan, R. Desai, and H. Karambelkar. Bidirectional expansion for keyword search on graph databases. In *Vldb*, pages 505–516, 2005.
- [24] M. Kargar and A. An. Discovering top-k teams of experts with/without a leader in social networks. In *CIKM*, pages 985–994, 2011.
- [25] M. Kargar and A. An. Keyword search in graphs: Finding r-cliques. *PVLDB*, 4(10):681–692, 2011.
- [26] S. Khuller and B. Saha. On finding dense subgraphs. In *ICALP*, pages 597–608, 2009.
- [27] L. Kou, G. Markowsky, and L. Berman. A fast algorithm for steiner trees. *Acta informatica*, 15(2):141–145, 1981.
- [28] T. Lappas, K. Liu, and E. Terzi. Finding a team of experts in social networks. In *KDD*, pages 467–476, 2009.
- [29] G. Li, B. C. Ooi, J. Feng, J. Wang, and L. Zhou. Ease: an effective 3-in-1 keyword search method for unstructured, semi-structured and structured data. In *SIGMOD*, pages 903–914, 2008.
- [30] R.-H. Li, L. Qin, J. X. Yu, and R. Mao. Influential community search in large networks. *PVLDB*, 8(5), 2015.
- [31] J. J. McAuley and J. Leskovec. Learning to discover social circles in ego networks. In *NIPS*, volume 272, pages 548–556, 2012.
- [32] K. Mehlhorn. A faster approximation algorithm for the steiner problem in graphs. *Information Processing Letters*, 27(3):125–128, 1988.
- [33] L. Qin, J. X. Yu, L. Chang, and Y. Tao. Querying communities in relational databases. In *ICDE*, pages 724–735, 2009.
- [34] Y. Ruan, D. Fuhry, and S. Parthasarathy. Efficient community detection in large networks using content and links. In *WWW*, pages 1089–1098, 2013.
- [35] M. Sozio and A. Gionis. The community-search problem and how to plan a successful cocktail party. In *KDD*, pages 939–948, 2010.
- [36] J. Wang and J. Cheng. Truss decomposition in massive networks. *PVLDB*, 5(9):812–823, 2012.
- [37] Y. Wu, R. Jin, J. Li, and X. Zhang. Robust local community detection: On free rider effect and its elimination. *PVLDB*, 8(7), 2015.
- [38] J. Yang and J. Leskovec. Overlapping community detection at scale: a nonnegative matrix factorization approach. In *WSDM*, pages 587–596, 2013.
- [39] Y. Zhou, H. Cheng, and J. X. Yu. Graph clustering based on structural/attribute similarities. *PVLDB*, 2(1):718–729, 2009.