

Towards efficient orbital-dependent density functionals for weak and strong correlation

Igor Ying Zhang,¹ Patrick Rinke,^{1,2} John P. Perdew,³ and Matthias Scheffler^{1,4}

¹*Fritz-Haber-Institut der Max-Planck-Gesellschaft, Faradayweg 4-6, 14195 Berlin, Germany**

²*Department of Applied Physics, Aalto University, P.O. Box 11100, Aalto FI-00076, Finland*

³*Department of Physics, Temple University, Philadelphia, Pennsylvania 19122, USA*

⁴*Department of Chemistry and Biochemistry and Materials Department,
University of California-Santa Barbara, Santa Barbara, CA 93106-5050, USA*

(Dated: September 29, 2018)

We present a new paradigm for the design of exchange-correlation functionals in density-functional theory. Electron pairs are correlated explicitly by means of the recently developed second order Bethe-Goldstone equation (BGE2) approach. Here we propose a screened BGE2 (sBGE2) variant that efficiently regulates the coupling of a given electron pair. sBGE2 correctly dissociates H_2 and H_2^+ , a problem that has been regarded as a great challenge in density-functional theory for a long time. The sBGE2 functional is then taken as a building block for an orbital-dependent functional, termed ZRPS, which is a natural extension of the PBE0 hybrid functional. While worsening the good performance of sBGE2 in H_2 and H_2^+ , ZRPS yields a remarkable and consistent improvement over other density functionals across various chemical environments from weak to strong correlation.

The popularity of density-functional theory in physics, chemistry and materials science stems from the favorable balance between accuracy and computational efficiency offered by semi-local or hybrid approximations to the exchange-correlation (xc) functional. However, certain well-documented failures such as the unsatisfactory prediction of atomization energies, the significant underestimation of weak interactions and reaction barriers and the inability to correctly describe strongly interacting scenarios with pronounced multi-reference character, such as bond dissociation [1–7], limit the predictive power of these functionals in certain cases.

Density functionals that depend on the unoccupied as well as the occupied Kohn-Sham orbitals stand on the fifth and currently highest rung of the ladder [8] of density functional approximations. The rapid growth of computational capacity has been boosting the development of practical level-5 functionals over the past ten years. One example is Görling-Levy perturbation theory at 2nd order that corresponds to the exact xc -functional for systems with a linear adiabatic-connection path [4, 9]. However, in reality the adiabatic-connection path is not linear and Görling-Levy perturbation theory fails for systems with small energy gaps, where (near)-degeneracy correlation (also known as static correlation) is dominant, as exemplified by molecular dissociation [5–7]. The random-phase approximation (RPA) is another example of a level-5 functional. RPA sums up a sequence of “ring diagrams” to infinite order [10] and is remarkably accurate for reaction-barrier heights and weak interactions, but it significantly underestimates atomization energies. It also produces the correct H_2 dissociation limit [11], but fails for H_2^+ dissociation due to appreciable self-correlation errors [12, 13]. Recently, much effort

has been devoted to improve the RPA from the perspective of either many-body perturbation theory [6, 7, 14–18] or time-dependent density-functional theory [5, 19, 20]. These RPA and beyond-RPA methods (e.g. rPT2 [15]) are typically performed non-self-consistently on top of PBE [21] or PBE0 [22] calculations. With the exception of the exact-exchange-kernel-RPA method of Heßelmann and Görling [5], they do not solve the H_2/H_2^+ dissociation conundrum or work for bond dissociation in general. There is therefore a need to develop efficient xc -functionals that are broadly applicable, but also perform well in challenging situations such as bond dissociation.

Our strategy is as follows: First, we develop a level-5 (L5 or sBGE2) functional for the opposite-spin pair correlation energy of any system. L5 is a simple Bethe-Goldstone-like generalization of second-order perturbation theory in the electron-electron interaction. It is accurate for the binding energy curves of both H_2 and H_2^+ , even in the dissociation limit for H_2 in which a degeneracy develops between the ground and first excited states of the unperturbed system. We refer interested readers to Ref 23 for the underlying rationale and details of this approximation. Then, following an adiabatic-connection approach used to construct the PBE global hybrid functional PBE0 on level 4 [22], we make and test a nonempirical level-5 global hybrid functional (ZRPS) that mixes PBE semilocal exchange, exact exchange, PBE semilocal correlation, and L5 correlation. ZRPS loses some of the good performance of L5 or sBGE2 for one- and two-electron ground states, which could however be recovered in some future *local* hybrid.

Recently, we proposed a non-empirical level-5 correlation functional that corresponds to the second-order

* zhang@fhi-berlin.mpg.de

Bethe-Goldstone equation (BGE2) [23]

$$E_c^{\text{BGE2}} = \sum_{a<b}^{\text{occ}} e_{ab}, \text{ with } e_{ab} = - \sum_{r<s}^{\text{unocc}} \frac{|\langle \phi_a \phi_b | | \phi_r \phi_s \rangle|^2}{\Delta \epsilon_{ab}^{rs} - e_{ab}}. \quad (1)$$

Here atomic units are used, $\{\phi_i\}$ are Kohn-Sham orbitals, and the subscripts (a, b) and (r, s) denote occupied and unoccupied orbitals, respectively. $\langle ij|kl \rangle = \langle ij|kl \rangle - \langle ij|lk \rangle$ represents an *antisymmetrized* two-electron Coulomb integral. $\Delta \epsilon_{ab}^{rs} = \epsilon_r + \epsilon_s - \epsilon_a - \epsilon_b$ is the energy difference between these two pairs of orbitals. The electron-pair correlation e_{ab} is defined in terms of itself, and must be found self-consistently. The e_{ab} -coupling effect is the essential difference of the BGE2 approximation from standard PT2. The full BGE2 xc -functional comprises exact exchange and BGE2 correlation $E_{xc}^{\text{BGE2}} = E_x^{\text{EX}} + E_c^{\text{BGE2}}$. As shown in Fig. 1, BGE2 provides a satisfactory description of both H_2 and H_2^+ dissociation. This success of BGE2 can be ascribed to the fact that the functional is one-electron self-interaction-free due to the second-order exchange term, which is essential for H_2^+ dissociation. Conversely, the e_{ab} -coupling effect properly describes two-electron (near)-degeneracy correlation, which is important for H_2 dissociation. In our previous work [23] we demonstrated that BGE2 can describe static-correlation by means of a level-shift expansion of the e_{ab} -coupling effect and by showing that BGE2 gives an exact description of the H_2 dissociation limit in a minimal basis.

However, careful inspection of Fig. 1 reveals a slightly repulsive “bump” in the H_2 dissociation curve, indicating that BGE2 does not fully capture the two-electron correlations in the cross-over region from the equilibrium bond distance to the dissociation regime. Moreover, we note that BGE2 is an electron-pair approximation and thus, by construction, does not include correlations involving more than two electrons, which would be needed to make the method usefully accurate for larger systems. In the following we will therefore focus on the question: Can the two-electron correlation be improved and multi-electron correlation be included into our xc -functional without having to resort to more complex ingredients?

Let us first focus on the two-electron correlation. To derive a simple approximation, we return to Eq. 1. The sum-over-states expression of BGE2 indicates that the electron-pair correlation terms e_{ab} that appear in the denominator are key for a correct H_2 dissociation limit when $\Delta \epsilon_{ab}^{rs} \rightarrow 0$ [23]. However, when $\Delta \epsilon_{ab}^{rs}$ becomes large, as is the case near the equilibrium bond length, the e_{ab} -coupling mechanism in BGE2 is automatically damped off. Then BGE2 reduces to the second-order perturbation energy (PT2), which is adequate for weakly correlated systems with large gaps. The incorrect “bump” in the BGE2 H_2 dissociation curve is therefore understood to arise from an e_{ab} -coupling that is damped off

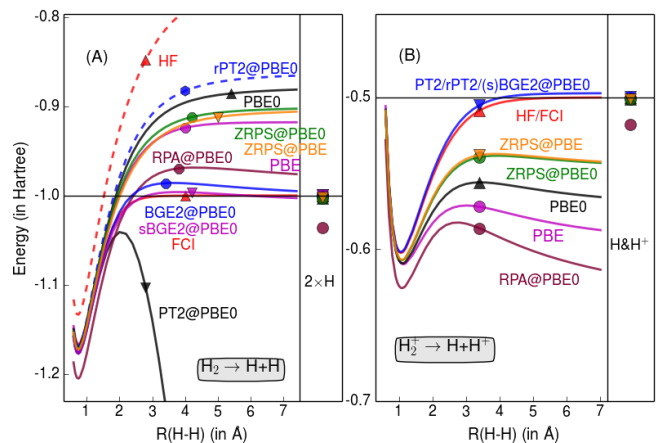


FIG. 1. H_2 (A) and H_2^+ (B) dissociation curves without breaking spin symmetry. Aug-cc-pVQZ basis sets [24] have been used for all calculations. The total energies of isolated spin-polarized atoms are shown in smaller panels to the right.

too slowly. In this Letter, we introduce a screening factor $s_{ab}^{rs} = \text{erfc}(\Delta \epsilon_{ab}^{rs})$ to tune the damping of the e_{ab} -coupling term in BGE2, resulting in a screened BGE2 (sBGE2) approximation,

$$E_c^{\text{sBGE2}} = \sum_{a<b}^{\text{occ}} \tilde{e}_{ab}, \text{ with } \tilde{e}_{ab} = - \sum_{r<s}^{\text{unocc}} \frac{|\langle \phi_a \phi_b | | \phi_r \phi_s \rangle|^2}{\Delta \epsilon_{ab}^{rs} - s_{ab}^{rs} \tilde{e}_{ab}}. \quad (2)$$

sBGE2 ($E_x^{\text{EX}} + E_c^{\text{sBGE2}}$) retains all the advantages of BGE2 [23] such as size consistency, being one-electron self-interaction-free, and giving the exact H_2 dissociation limit in the minimal basis. Furthermore, sBGE2 improves on BGE2 in the intermediate bonding regime, as is evident from Fig. 1. The maximum deviation from the exact H_2^+ and H_2 dissociation curves is only 0.1 eV. sBGE2 keeps the simple sum-over-states formula and thus has the same computational scaling as PT2 (formally with the fifth power of the system size), which is one order magnitude higher than the standard functionals (e.g., PBE0) in this work.

Next we turn to systems with more than two electrons. While sBGE2 gives a unique perspective to understand the challenges in one- and two-electron cases, it does not give an improvement over PT2 for systems with large energy gaps and with more than two electrons. This becomes evident in our collection of benchmarks for various chemical environments shown in Tab. I, which comprises atomization energies of 55 small molecules (G2-1) [25], 76 reaction barriers (BH76) [26], 34 isomerization energies (ISO34) [27] and 22 weak interactions (S22) [28, 29].

The performance of sBGE2 is almost identical to PT2, which is unsatisfactory for real applications. Our assessment confirms that the RPA method works very

TABLE I. Mean absolute error (MAE) in meV for various test sets of quantum chemistry. The max absolute error (Max) is given in parentheses. A complete-basis-set extrapolation from NAO-VCC-4Z and 5Z is carried out for all methods [30]. The level-5 methods with the starting point (SP) are frozen-core and denoted as method@SP. The three methods with lowest error for each test set are marked in bold.

	PBE-TS	PBE0-TS	RPA @PBE	RPA @PBE0	rPT2 @PBE	rPT2 @PBE0	PT2 @PBE0	sBGE2 @PBE0	ZRPS @PBE	ZRPS @PBE0
G2-1	326 (1158)	124 (404)	405 (1171)	388 (980)	159 (936)	315 (770)	1570 (4623)	1555 (4602)	129 (452)	73 (195)
BH76	407 (1332)	178 (614)	88 (292)	54 (156)	101 (382)	106 (422)	483 (2038)	480 (2029)	119 (502)	92 (363)
ISO34	73 (212)	74 (236)	44 (162)	44 (137)	51 (186)	52 (236)	116 (451)	113 (451)	43 (178)	47 (197)
S22	14 (43)	15 (58)	33 (79)	27 (82)	21 (69)	28 (91)	137 (537)	145 (553)	16 (51)	10 (32)
Overall	276 (1158)	124 (614)	167 (1171)	147 (980)	100 (936)	148 (770)	695 (4623)	690 (4602)	96 (452)	69 (363)

well for reaction energies, barriers and weak interactions, especially when applied on top of a PBE0 reference (RPA@PBE0). The underestimation of the atomization energy is a well-documented problem of RPA (MAE=388 meV for G2-1). Going beyond RPA, the renormalized PT2 method (rPT2) adds an infinite summation of the the second-order exchange diagrams of PT2 and renormalized single-excitation diagrams to RPA [14]. Compared with RPA@PBE results, the rPT2@PBE method significantly reduces the atomization error by 246 meV, albeit at a notable increase of computational cost.

To derive an accurate but efficient orbital-dependent functional, we model the integrand $V_{xc}(\lambda)$ of the adiabatic connection or coupling-constant integration [10] at fixed electron density:

$$E_{xc} = \int_0^1 d\lambda V_{xc}(\lambda). \quad (3)$$

Here the Coulomb interaction between electrons, $\lambda \hat{V}_{ee}$, is scaled by a coupling constant λ . Ψ_λ is the wavefunction for electrons with this interaction in an effective λ -dependent external scalar potential that holds their density $n(\mathbf{r})$ at its physical $\lambda = 1$ limit. Then $V_{xc}(\lambda) = \langle \Psi_\lambda | \hat{V}_{ee} | \Psi_\lambda \rangle - \frac{1}{2} \int d^3\mathbf{r} d^3\mathbf{r}' n(\mathbf{r}) n(\mathbf{r}') / |\mathbf{r} - \mathbf{r}'|$. Our level-5 model is

$$V_{xc}^{\text{ZRPS}}(\lambda) = V_{xc}^{\text{GGA}}(\lambda) + (E_x^{\text{EX}} - E_x^{\text{GGA}})(1 - \lambda) + (E_c^{\text{L5}} - E_c^{\text{GGA}})(\lambda - \lambda^3). \quad (4)$$

Like the level-4 model of Perdew *et al.* [22], leading to the PBE0 hybrid, we start with the PBE GGA expression for $V_{xc}(\lambda)$. We then add to it the simplest parameter-free cubic polynomial in λ that corrects $V_{xc}(\lambda)$ to E_x^{EX} at $\lambda = 0$, where it is most in error, while leaving it unchanged at $\lambda = 1$, where it is least in error. As the coupling constant λ varies from 0 to 1, the xc -hole becomes more localized and better described by GGA, and V_{xc}^{ZRPS} of Eq. 4 tends to V_{xc}^{GGA} . The L5 correlation energy properly contributes to linear order in λ . There

is an interesting near-consistency in the “static correlation” contribution [31] to the linear term in the Taylor expansion of $V_{xc}(\lambda)$: $3[E_x^{\text{GGA}} - E_x^{\text{EX}}]\lambda$ in PBE0, and $\{[E_x^{\text{GGA}} - E_x^{\text{EX}}] + [E_c^{\text{L5}} - E_c^{\text{GGA}}]\}\lambda \approx 2[E_x^{\text{GGA}} - E_x^{\text{EX}}]\lambda$ in ZRPS of Eq. 4. The last step follows from $E_c^{\text{L5}} - E_c^{\text{GGA}} \approx \int_0^1 d\lambda \{[E_x^{\text{GGA}} - E_x^{\text{EX}}] + [E_c^{\text{L5}} - E_c^{\text{GGA}}]\}\lambda$.

After integrating V_{xc} over λ from 0 to 1, this choice for V_{xc} yields a corresponding level-5 xc approximation,

$$E_{xc}^{\text{ZRPS}} = E_{xc}^{\text{GGA}} + \frac{1}{2}(E_x^{\text{EX}} - E_x^{\text{GGA}}) + \frac{1}{4}(E_c^{\text{L5}} - E_c^{\text{GGA}}). \quad (5)$$

This is of the form of the one-parameter double-hybrid approximation proposed by Sharkas, Toulouse and Savin [32] (with $\lambda = \frac{1}{2}$). It is customary to evaluate the total ground-state energy of the system using either the $\lambda = 0$ wavefunction (single Slater determinant) with a density-functional correction (Kohn-Sham approach) or the $\lambda = 1$ true wavefunction (quantum chemistry approach) with no correction, but those authors use the wavefunction at any small λ for which the L5 second-order perturbation theory might be accurate for the energy, and a corresponding density functional correction.

In this Letter, we select the sBGE2 correlation for opposite spins as the level-5 correlation, $E_c^{\text{L5}} = E_{c,os}^{\text{sBGE2}} = \sum_{a<b}^{unocc} e_{ab}$ with $(\alpha_a \neq \alpha_b)$, where (α_a, α_b) denotes the spin states of electrons a and b . In typical atoms and molecules, the parallel-spin correlation energy is much smaller than the opposite-spin part, and in our Eq. 5, it is further scaled down by a factor of 4. We restrict the sBGE2 contribution to opposite spins (os-sBGE2) for three reasons: a) many-body perturbation theory in finite order provides an unbalanced description of electron pairs with the same and with different spin [33], as demonstrated in the development of the spin-component scaled MP2 [33] and scaled opposite-spin MP2 methods [34], b) the good performance of sBGE2 in H_2 dissociation reflects that sBGE2 captures the electron-pair

correlation, but for opposite-spin pairs only; and c) the computational scaling of $E_{c,os}^{\text{sBGE2}}$ can be reduced to fourth or even lower power of the size by using the Laplace quadrature approximation combined with the localization of electron correlation [35]. As a natural extension of PBE0, we chose $E_x^{\text{GGA}} = E_x^{\text{PBE}}$, and $E_c^{\text{GGA}} = E_c^{\text{PBE}} + E_{vdw}^{\text{TS}}$ where TS stands for the non-empirical Tkatchenko-Scheffler dispersion correction [36]. We refer to this level-5 functional as ZRPS.

All calculations in this work, with the exception of coupled-cluster singles, doubles and perturbative triples (CCSD(T)), have been carried out with the FHI-aims code [37–39]. The full-configuration interaction (FCI) results were obtained with FHI-aims and the quantum Monte Carlo framework of Booth *et al.* [40]. All PT2, RPA, rPT2, (s)BGE2, and ZRPS calculations are based on PBE0 Kohn-Sham orbitals, but CCSD and CCSD(T) on Hartree-Fock orbitals unless otherwise noted. For CCSD(T), we used GAMESS [41].

The ZRPS xc functional is determined by the adiabatic-connection model (see Eq. 4). Our approach therefore does not require empirical data for parameter fitting. As Tab. I demonstrates, ZRPS is remarkably accurate across a diverse range of chemical properties. ZRPS@PBE0 exhibits the best performance. ZRPS@PBE is slightly worse, but still delivers an overall MAE of less than 100 meV, and is among the top three methods. A similar, mild starting-point dependence is observed for all other test cases in this Letter.

For one- and two-electron systems, ZRPS deteriorates the performance of sBGE2 (see Fig. 1), as it now receives a portion of PBE exchange and correlation. However, unlike PT2, RPA, and rPT2, ZRPS provides a consistent improvement over PBE0 for both H_2 and H_2^+ .

As quintessential examples of systems with pronounced many-body multi-reference character, the dissociation of N_2 and C_2 is shown for different methods in Fig. 2. Note that the C_2 and N_2 dissociation curves are very challenging not only for density-functional methods but also for wave-function theories. PT2 and sBGE2 are so far off that they are not shown in the panels. Even CCSD(T), the “gold standard” in quantum chemistry, diverges for the stretched molecules. Discarding the perturbative triples, CCSD performs better for N_2 , but gives rise to an incorrect repulsive “bump” at intermediate bond distances. For C_2 , CCSD significantly underestimates the whole dissociation curve, leading to the wrong dissociation limit. Around $R=1.6$ Å the curve exhibits a kink due to the inadequate description of the interaction between the $X^1\Sigma_g^+$ and $B^1\Delta_g$ states [43]. ZRPS@PBE0 convincingly surpasses CCSD and CCSD(T) in particular for N_2 . The mix of sBGE2 electron-pair correlation and semi-local correlation provides a balanced description in ZRPS at all bond distances.

Our last example is the 1,3-dipolar cycloaddition of ozone to ethyne and ethene (see Tab. II), which is one

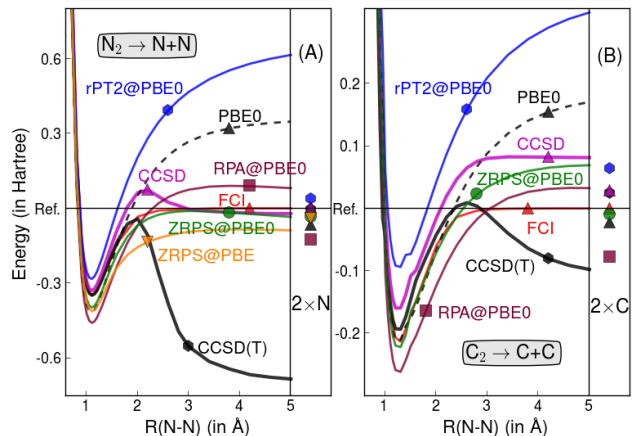




FIG. 2. N_2 (A) and C_2 (B) dissociations without breaking spin symmetry. Although spin-polarized calculations can provide a qualitatively correct dissociation behavior, enforcing spin symmetry is crucial to achieve a smooth dissociation curve with no Coulson-Fisher singularity [5, 42]. The energy zero for all methods is the total energy of two isolated spin-polarized atoms at the FCI level. All calculations were performed with cc-pV3Z basis sets [24]. For C_2 , we omit the ZRPS@PBE curve, because PBE calculations for the correct occupation do not converge anymore when the bond becomes stretched. The total energies of two isolated spin-polarized atoms, referenced to FCI, are shown in smaller panels.

of the prototypical cases of multi-reference singlet-state chemistry [44]. The evident degradation either from PBE to PBE0 or from RPA to rPT2 supports the argument in density-functional theory that a globally localized xc hole is essential for the description of multi-reference correlations. ZRPS is very accurate for the two ozone reactions, which indicates that 50% exact exchange and 25% non-local opposite-spin sBGE2 correlation in ZRPS achieves the delicate localization of the xc hole required for this multi-reference problem.

Many level-5 functionals [3, 4] that are based on PT2 diverge for the uniform electron gas and extended metals [45], because the band gaps close and zero-energy excitations appear. The screened e_{ab} -coupling of the sBGE2 correlation solves this divergence, which is demonstrated by the good performance of ZRPS for similarly challenging cases, such as the closing energy gaps in the dissociation limit of molecular dimers. Given that the (s)BGE2 correlation is size-extensive [23], the applicability of ZRPS to extended systems is guaranteed. The implementation and further numeric benchmarks of ZRPS for solids are ongoing in our group. Note however that, unlike PBE0, ZRPS is not exact for the uniform electron gas. While ZRPS is probably better than PBE0 for molecules and insulating solids, PBE0 could be better than ZRPS for metallic solids.

In summary, based on a recently developed Bethe-Goldstone second-order approximation, we propose a

TABLE II. Errors (in meV) of various methods for O₃-involved reactions, defined as RE^{Cal}-RE^{Ref}. RE^{Ref} is the theoretical reference reaction energy (RE) taken from Ref. 44 (2.345 eV and 2.100 eV for O₃+C₂H₂ (A) and O₃+C₂H₄ (B) respectively).

	PBE	PBE0	RPA @PBE0	rPT2 @PBE0	ZRPS @PBE0
(A) 	65	-432	-190	-738	41
(B) 	259	-311	-206	-768	12

screened sBGE2 variant. sBGE2 is by construction free of one-electron self-correlation errors and very accurate for the dissociation of both H₂ and H₂⁺. Taking the sBGE2 correlation as a building block, we propose a level-5 functional, ZRPS, which is a natural extension of the PBE0 hybrid functional. The improvement of ZRPS over current density-functional methods is remarkable and consistent across various chemical bonding situations as well as single- and multiple-bond dissociation. Although we demonstrate that the starting-point dependence of ZRPS is mild, the development of a self-consistent ZRPS *xc* potential in the Kohn-Sham framework would be important, in particular for charge-transfer systems [46]. Moreover, ZRPS does not provide sufficient accuracy for all multi-reference problems in density-functional theory. Further improvements could be achieved by more sophisticated adiabatic-connection models that satisfy more exact constraints.

Acknowledgments: IYZ thanks Professor Xin Xu for helpful discussion. Work at Aalto was supported by the Academy of Finland through its Centres of Excellence Programme (2012-2014 and 2015-2017) under project numbers 251748 and 284621. The work of JPP was supported in part by the National Science Foundation under Grant No. DMR-1305135, and in part by the Alexander von Humboldt Foundation.

-
- [1] P. Mori-Sánchez, A. J. Cohen, and W. Yang, Phys. Rev. Lett. **102**, 066403 (2009).
 [2] J. P. Perdew and J. Tao, J. Molecular Struct.: THEOCHEM **943**, 19 (2010).
 [3] S. Grimme, J. Chem. Phys. **124**, 034108 (2006).
 [4] Y. Zhang, X. Xu, and W. A. Goddard III, Proc. Natl. Acad. Sci. USA **106**, 4963 (2009).
 [5] A. Heßelmann and A. Görling, Phys. Rev. Lett. **106**, 093001 (2011).
 [6] H. van Aggelen, Y. Yang, and W. Yang, Phys. Rev. A **88**, 030501 (2013).
 [7] F. Caruso, D. R. Rohr, M. Hellgren, X. Ren, P. Rinke, A. Rubio, and M. Scheffler, Phys. Rev. Lett. **110**, 146403

- (2013).
 [8] M. Seidl, J. P. Perdew, and S. Kurth, Phys. Rev. Lett. **84**, 5070 (2000).
 [9] A. Görling and M. Levy, Phys. Rev. A **50**, 196 (1994).
 [10] D. C. Langreth and J. P. Perdew, Phys. Rev. B **15**, 2884 (1977).
 [11] F. Furche, Phys. Rev. B **64**, 195120 (2001).
 [12] P. Mori-Sánchez, A. J. Cohen, and W. Yang, Phys. Rev. A **85**, 042507 (2012).
 [13] M. Hellgren, F. Caruso, D. R. Rohr, X. Ren, A. Rubio, M. Scheffler, and P. Rinke, Phys. Rev. B **91**, 165110 (2015).
 [14] X. Ren, A. Tkatchenko, P. Rinke, and M. Scheffler, Phys. Rev. Lett. **106**, 153003 (2011).
 [15] X. Ren, P. Rinke, G. E. Scuseria, and M. Scheffler, Phys. Rev. B **88**, 035120 (2013).
 [16] J. Paier, B. G. Janesko, T. M. Henderson, G. E. Scuseria, A. Grüneis, and G. Kresse, J. Chem. Phys. **132**, 094103 (2010).
 [17] G. E. Scuseria, T. M. Henderson, and I. W. Bulik, J. Chem. Phys. **139**, 104113 (2013).
 [18] J. E. Bates and F. Furche, J. Chem. Phys. **139**, 171103 (2013).
 [19] T. Olsen and K. S. Thygesen, Phys. Rev. B **88**, 115131 (2013).
 [20] T. Olsen and K. S. Thygesen, J. Chem. Phys. **140**, 164116 (2014).
 [21] J. P. Perdew, K. Burke, and M. Ernzerhof, Phys. Rev. Lett. **77**, 3865 (1996).
 [22] J. P. Perdew, M. Ernzerhof, and K. Burke, J. Chem. Phys. **105**, 9982 (1996).
 [23] I. Y. Zhang, P. Rinke, and M. Scheffler, New J. Phys. **18**, 073026 (2016).
 [24] T. H. Dunning, J. Chem. Phys. **90**, 1007 (1989).
 [25] L. A. Curtiss, K. Raghavachari, P. C. Redfern, and J. A. Pople, J. Chem. Phys. **106**, 1063 (1997).
 [26] Y. Zhao and D. G. Truhlar, J. Chem. Phys. **125**, 194101 (2006).
 [27] L. Goerigk and S. Grimme, Phys. Chem. Chem. Phys. **13**, 6670 (2011).
 [28] P. Jurečka, J. Šponer, J. Černý, and P. Hobza, Phys. Chem. Chem. Phys. **8**, 1985 (2006).
 [29] T. Takatani, E. G. Hohenstein, M. Malagoli, M. S. Marshall, and C. D. Sherrill, J. Chem. Phys. **132**, 144104 (2010).
 [30] I. Y. Zhang, X. Ren, P. Rinke, V. Blum, and M. Scheffler, New J. Phys. **15**, 123033 (2013).
 [31] A. J. Cohen and N. C. Handy, Mol. Phys. **99**, 607 (2001).
 [32] K. Sharkas, J. Toulouse, and A. Savin, J. Chem. Phys. **134**, 064113 (2011).
 [33] M. Gerenkamp and S. Grimme, Chem. Phys. Lett. **392**, 229 (2004).
 [34] Y. S. Jung, R. C. Lochan, A. D. Dutoi, and M. Head-Gordon, J. Chem. Phys. **121**, 9793 (2004).
 [35] I. Y. Zhang, X. Xu, Y. Jung, and W. A. Goddard III, Proc. Natl. Acad. Sci. USA **108**, 19896 (2011).
 [36] A. Tkatchenko and M. Scheffler, Phys. Rev. Lett. **102**, 073005 (2009).
 [37] V. Blum, R. Gehrke, F. Hanke, P. Havu, V. Havu, X. Ren, K. Reuter, and M. Scheffler, Comput. Phys. Comm. **180**, 2175 (2009).
 [38] X. Ren, P. Rinke, V. Blum, J. Wieferink, A. Tkatchenko, A. Sanfilippo, K. Reuter, and M. Scheffler, New J. Phys. **14**, 053020 (2012).

- [39] A. C. Ihrig, J. Wieferink, I. Y. Zhang, M. Ropo, X. Ren, P. Rinke, M. Scheffler, and V. Blum, *New J. Phys.* **17**, 093020 (2015).
- [40] G. H. Booth, A. J. W. Thom, and A. Alavi, *J. Chem. Phys.* **131**, 054106 (2009).
- [41] M. Schmidt, K. Baldrige, J. Boatz, S. Elbert, M. Gordon, J. Jensen, S. Koseki, N. Matsunaga, K. Nguyen, S. Su, T. Windus, M. Dupuis, and J. Montgomery, *J. Comput. Chem.* **14**, 1347 (1993).
- [42] C. Coulson and I. Fischer, *Philos. Mag.* **40**, 386 (1949).
- [43] A. J. C. Varandas, *J. Chem. Phys.* **129**, 234103 (2008).
- [44] Y. Zhao, O. Tishchenko, J. R. Gour, W. Li, J. J. Lutz, P. Piecuch, and D. G. Truhlar, *J. Phys. Chem. A*, 5786 (2009).
- [45] J. J. Shepherd and A. Grüneis, *Phys. Rev. Lett.* **110**, 226401 (2013).
- [46] F. Caruso, V. Atalla, X. Ren, A. Rubio, M. Scheffler, and P. Rinke, *Phys. Rev. B* **90**, 085141 (2014).