

Sloshing of a two-layer fluid in a vertical cylinder of constant depth

Nikolay Kuznetsov and Oleg Motygin

Laboratory for Mathematical Modelling of Wave Phenomena,
Institute for Problems in Mechanical Engineering, Russian Academy of Sciences,
V.O., Bol'shoy pr. 61, St Petersburg 199178, Russian Federation
E-mail: nikolay.g.kuznetsov@gmail.com, mov@ipme.ru

Abstract

Sloshing eigenvalues and eigenfunctions are studied for vertical cylinders of constant, finite depth occupied by a two-layer fluid. Two families of eigenfrequencies are obtained in the form expressing them explicitly via the eigenvalues of the Neumann Laplacian in the two-dimensional domain — cylinder's cross-section. Eigenfrequencies belonging to one of the families behave similar to those that describe sloshing in a homogeneous fluid, whereas the other family includes a large number of sufficiently small frequencies provided the ratio of densities is close to unity. Various properties of eigenfrequencies are investigated for cylinders of arbitrary cross-section; they include the dependence on the interface depth and the ratio of densities, the asymptotics of the eigenvalue counting function. The behaviour of eigenvalues and the corresponding eigenmodes is illustrated by numerical examples for circular cylinders without and with a radial baffle.

1 Introduction

Sloshing of various fluids (in particular, consisting of multiple layers of different density) in containers with rigid walls is a topic of great interest to engineers, physicists and mathematicians. It has received extensive study; see, for example, the monographs [3] and [5] (the second one has more than 100 pages of references). A historical review going back to the 18th century can be found in [4], whereas the comprehensive book [6] presents an advanced mathematical approach to the problem based on spectral theory of operators in a Hilbert space.

During the past decade, sloshing of multiple, immiscible fluids has received a substantial attention; see, e.g., [9, 8] and numerous references cited in the latter article. The importance of these studies for engineering is clearly outlined in [8, Sect. I], where various results obtained so far (mostly numerical, but also experimental) are described as well. However, there are still many open questions in this area of research and our aim is to fill in this gap at least partially.

In the present theoretical study (but with numerous numerical examples), we consider sloshing of two-layer fluids in containers belonging to a particular class, namely, cylinders of finite, constant depth that have vertical walls, but arbitrary cross-section; see Fig. 1. Despite this class of containers is rather specific, nevertheless, it allows us to discover some new effects peculiar to the process in general. In particular, it is shown that sloshing eigenfrequencies are distributed more densely in the case of a two-layer fluid than for a homogeneous one. The

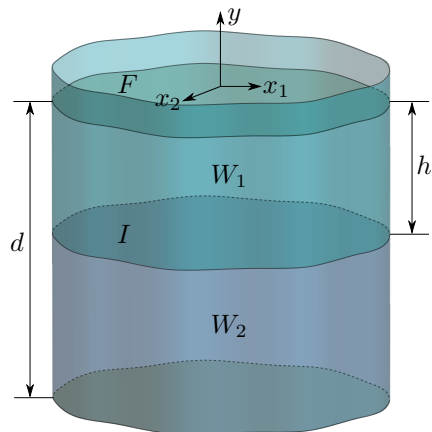


Figure 1: A sketch of cylinder's geometry and notation; in particular, F and I denote the free surface of the upper (lighter) fluid and the interface, respectively; the latter separates immiscible fluids of different densities.

reason for this is that there exists two sequences of eigenfrequencies for such a fluid; those in one of them behave similar to sloshing frequencies in the case of a homogeneous fluid, whereas the other family includes a large number of sufficiently small frequencies provided the ratio of densities is close to unity. The eigenfunctions corresponding to these frequencies have rather specific behaviour, namely, their velocity potentials have substantial jumps at the interface, where they also change sign.

The plan of the paper is as follows. In Subsection 1.1, the general sloshing problem is stated for a two-layer fluid (description of geometry and the governing equations are presented), whereas the corresponding variational principle is considered in Subsection 1.2. The case of a vertical cylinder with horizontal bottom is investigated in detail in Section 2 which consists of three subsections. Subsection 2.1 deals with reduction based on separation of variables of the general problem in the case of a vertical cylinder having constant, finite depth; in particular, a formula for eigenvalues is obtained along with a description of eigenfunctions. Various properties of eigenvalues are investigated in Subsection 2.2; they are illustrated numerically for a circular cylinder. Properties of sloshing eigenfunctions in a circular cylinder are considered in Subsection 2.3. The effect of a radial baffle on sloshing of a two-layer fluid in a circular cylinder is discussed in Section 3. The most important conclusions are presented in Section 4.

1.1 General statement of the problem

Let two immiscible, inviscid, incompressible, heavy fluids occupy an open container, whose walls and bottom are rigid surfaces. Choosing rectangular Cartesian coordinates (x_1, x_2, y) so that their origin belongs to the mean free surface of the upper fluid and the y -axis is directed upwards, the whole fluid domain W lies in the lower half-space

$$\{-\infty < x_1, x_2 < +\infty, y < 0\}.$$

The boundary ∂W is assumed to be piece-wise smooth and such that every two adjacent smooth pieces of ∂W are not tangent along their common edge. We also suppose that each horizontal cross-section of W is a bounded two-dimensional domain; that is, a connected,

open set in the corresponding plane. (The latter assumption is made for the sake of simplicity because it excludes the possibility of two or more interfaces between fluids at different levels.) The free surface F bounding above the upper fluid of density $\rho_1 > 0$ is the non-empty interior of $\partial W \cap \{y = 0\}$. Let $h > 0$ be less than $\max\{|y| : (x_1, x_2, y) \in \partial W\}$, then the interface $I = W \cap \{y = -h\}$ separates the upper fluid from the lower one of density $\rho_2 > \rho_1$. We denote by W_1 and W_2 the domains $W \cap \{y > -h\}$ and $W \cap \{y < -h\}$ occupied by the upper and lower fluids, respectively. The surface tension is neglected and we suppose the fluid motion to be irrotational and of small amplitude. This allows us to linearize the boundary condition on F and the coupling condition on I . With a time-harmonic factor, say $\cos \omega t$, removed, the velocity potentials $u^{(1)}(x_1, x_2, y)$ and $u^{(2)}(x_1, x_2, y)$ (they may be taken to be real functions) describing the flow in W_1 and W_2 , respectively, must satisfy the following coupled boundary value problem:

$$u_{x_1 x_1}^{(j)} + u_{x_2 x_2}^{(j)} + u_{yy}^{(j)} = 0 \quad \text{in } W_j, \quad j = 1, 2, \quad (1)$$

$$u_y^{(1)} = \nu u^{(1)} \quad \text{on } F, \quad (2)$$

$$\rho(u_y^{(2)} - \nu u^{(2)}) = u_y^{(1)} - \nu u^{(1)} \quad \text{on } I, \quad (3)$$

$$u_y^{(2)} = u_y^{(1)} \quad \text{on } I, \quad (4)$$

$$\partial u^{(j)} / \partial n = 0 \quad \text{on } B_j \quad j = 1, 2. \quad (5)$$

Here $\rho = \rho_2 / \rho_1 > 1$ is the non-dimensional parameter characterizing the stratification, whereas the spectral parameter ν is equal to ω^2 / g , where ω is the radian frequency of the water oscillations and g is the acceleration due to gravity; $B_j = \partial W_j \setminus (\bar{F} \cup \bar{I})$ is the rigid boundary of W_j . Combining (3) and (4), one obtains another form of the spectral coupling condition (3):

$$(\rho - 1)u_y^{(2)} = \nu(\rho u^{(2)} - u^{(1)}) \quad \text{on } I. \quad (6)$$

It is convenient to complement relations (1)–(5) by the orthogonality conditions

$$\int_F u^{(1)} dx = 0 \quad \text{and} \quad \int_I (\rho u^{(2)} - u^{(1)}) dx = 0, \quad dx = dx_1 dx_2, \quad (7)$$

thus excluding the zero eigenvalue of (1)–(5).

If $\rho = 1$, then conditions (3) and (4) mean that $u^{(1)}$ and $u^{(2)}$ are harmonic continuations of each other across the interface I . In this case, problem (1)–(5) complemented by the first orthogonality condition (7) (the second one is trivial) moves to the problem that describes sloshing of a homogeneous fluid in W . It is well-known since the 1950s that the latter problem has a discrete spectrum; that is, there exists a sequence $\{\nu_n^W\}_1^\infty$ of positive eigenvalues of finite multiplicity (the superscript W is used here and below to distinguish the sloshing eigenvalues when a homogeneous fluid occupies the whole domain W , from those corresponding to a two-layer fluid which will be denoted simply by ν_n). In this sequence, the eigenvalues are written in increasing order and repeated according to their multiplicity; moreover, $\nu_n^W \rightarrow \infty$ as $n \rightarrow \infty$. The sequence of the corresponding eigenfunctions $\{u_n\}_1^\infty$ belongs to the Sobolev space $H^1(W)$ and forms a complete system in an appropriate Hilbert space. These results can be found in many sources, for example, in the book [6]. Moreover, the problem describing sloshing of a multi-layer fluid is also considered in [6, § 3.6.4] as an application of the general approach developed in this book. It is established that its spectrum is discrete; in particular, the spectrum of (1)–(5) complemented by (7) is discrete.

1.2 Variational principle

It is well known that the problem describing sloshing of a homogeneous fluid in a bounded domain W can be presented as a variational problem and the corresponding Rayleigh quotient is as follows:

$$R_W(u) = \frac{\int_W |\nabla u|^2 \, dx dy}{\int_F u^2 \, dx}. \quad (8)$$

For obtaining the fundamental eigenvalue ν_1^W , one has to minimize $R_W(u)$ over the subspace of the Sobolev space $H^1(W)$ consisting of functions that satisfy the first orthogonality condition (7). A standard procedure yields the whole sequence of eigenvalues.

In the case of a two-layer fluid, the Rayleigh quotient for the sloshing problem has the following form:

$$R(u^{(1)}, u^{(2)}) = \frac{\int_{W_1} |\nabla u^{(1)}|^2 \, dx dy + \rho \int_{W_2} |\nabla u^{(2)}|^2 \, dx dy}{\int_F [u^{(1)}]^2 \, dx + (\rho - 1)^{-1} \int_I [\rho u^{(2)} - u^{(1)}]^2 \, dx}. \quad (9)$$

To determine the fundamental sloshing eigenvalue ν_1 , one has to minimize $R(u^{(1)}, u^{(2)})$ over the subspace of $H^1(W_1) \oplus H^1(W_2)$, where both orthogonality conditions (7) hold. Again, the usual procedure allows us to find ν_n for all $n > 1$.

Now we are in a position to prove the following assertion in which the assumption that W is bounded is essential.

Proposition 1. *Let ν_1^W and ν_1 be the fundamental eigenvalues of the sloshing problem in the bounded domain W for homogeneous and two-layer fluids respectively. Then the inequality $\nu_1 < \nu_1^W$ holds.*

Proof. If u_1 is an eigenfunction corresponding to ν_1^W , then (8) takes the form:

$$\nu_1^W = \frac{\int_W |\nabla u_1|^2 \, dx dy}{\int_F u_1^2 \, dx}.$$

Let $u^{(1)}$ and $u^{(2)}$ be the restrictions of ρu_1 and u_1 to W_1 and W_2 , respectively. Then the pair $(u^{(1)}, u^{(2)})$ is an admissible element for the Rayleigh quotient (9). Substituting it into (9), we obtain that

$$R(\rho u_1, u_1) = \frac{\int_{W_1} |\nabla u_1|^2 \, dx dy + \rho^{-1} \int_{W_2} |\nabla u_1|^2 \, dx dy}{\int_F u_1^2 \, dx}.$$

Comparing this equality with the previous one and taking into account that $\rho > 1$, one finds that $R(\rho u_1, u_1) < \nu_1^W$. Since ν_1 is the minimum of (9), we conclude that $\nu_1 < \nu_1^W$. \square

2 Vertical cylinder with horizontal bottom

2.1 Reduction of problem (1)–(5)

Let $W = \{x = (x_1, x_2) \in D, y \in (-d, 0)\}$, where D is a bounded two-dimensional domain (the horizontal cross-section of the vertical cylinder W) with piecewise smooth boundary, and the positive $d < \infty$ is the constant depth of W . Thus, the cylinder's bottom $\{x \in D, y = -d\}$ is horizontal, whereas the free surface and the interface are

$$F = \{x \in D, y = 0\} \quad \text{and} \quad I = \{x \in D, y = -h\},$$

respectively, where $0 < h < d$.

For a homogeneous fluid occupying such a container, the sloshing problem is equivalent to the free membrane problem. Indeed, putting

$$u(x, y) = v(x) \cosh k(y + d),$$

one reduces problem (1)–(5) with $\rho = 1$, complemented by the first orthogonality condition (7) to the following spectral problem:

$$\nabla_x^2 v + k^2 v = 0 \text{ in } D, \quad \partial v / \partial n_x = 0 \text{ on } \partial D, \quad \int_D v \, dx = 0. \quad (10)$$

Here $\nabla_x = (\partial/\partial x_1, \partial/\partial x_2)$ and n_x is a unit normal to ∂D in \mathbb{R}^2 . It is clear that ν^W is an eigenvalue of the sloshing problem if and only if k^2 is an eigenvalue of (10) and

$$\nu^W = k \tanh kd. \quad (11)$$

It is well-known that problem (10) has a sequence of positive eigenvalues $\{k_n^2\}_1^\infty$ written in increasing order and repeated according to their finite multiplicity, and such that $k_n^2 \rightarrow \infty$ as $n \rightarrow \infty$. The corresponding eigenfunctions form a complete system in $H^1(D)$.

Letting $d \rightarrow \infty$ in formula (11), one obtains $\nu^W = k$ for the infinitely deep cylinder $W = D \times (-\infty, 0)$. Indeed,

$$u(x, y) = v(x) e^{ky} \quad (12)$$

is the sloshing eigenfunction in this cylinder if and only if k^2 is an eigenvalue of problem (10) and v is the corresponding eigenfunction. Furthermore, the same is true when this cylinder is occupied by a two-layer fluid; this immediately follows by verifying conditions (1)–(5) and (7) for the function defined by formula (12).

Let us turn to considering a reduction procedure similar to the described above in the case when W has a finite depth and is occupied by a two-layer fluid. We put

$$u^{(1)}(x, y) = v(x) A [k \cosh(ky) + \nu \sinh(ky)], \quad (13)$$

$$u^{(2)}(x, y) = v(x) B \cosh k(y + d), \quad (14)$$

where A and B are constants that do not vanish simultaneously, and so these functions satisfy conditions (2) and (5), respectively. In this way, we reduce problem (1)–(5) and (7), to (10), but instead of the explicit formula (11) it is complemented by the quadratic equation

$$Q(\nu, k) = 0, \quad (15)$$

where

$$Q(\nu, k) = \nu^2 [\sinh(kh) \sinh(k(d-h)) + \rho \cosh(kh) \cosh(k(d-h))] - \nu \rho k \sinh(kd) + k^2(\rho - 1) \sinh(kh) \sinh(k(d-h)), \quad k > 0, \quad (16)$$

Indeed, the roots of (15) define sloshing eigenvalues provided k^2 is an eigenvalue of (10), because $Q(\nu, k)$ is proportional to the determinant of the following linear algebraic system for A and B :

$$\begin{aligned} A(k^2 - \nu^2) \sinh(kh) + B\rho[k \sinh(k(d-h)) - \nu \cosh(k(d-h))] &= 0, \\ A[k \sinh(kh) - \nu \cosh(kh)] + B \sinh(k(d-h)) &= 0. \end{aligned}$$

This homogeneous system arises when one substitutes expressions (13) and (14) into the coupling conditions (3) and (4), and so it defines eigensolutions of the sloshing problem if there exists its non-trivial solution. Therefore, the determinant must vanish, thus implying that ν is a solution of equation (15).

Hence ν is an eigenvalue of the two-layer sloshing problem in the cylinder W if and only if ν satisfies (15), where k^2 is an eigenvalue of (10) in the cylinder's cross-section D .

Furthermore, equation (15) is equivalent to the following one

$$\nu^2(\rho + t_1 t_2) - \nu \rho k(t_1 + t_2) + k^2(\rho - 1)t_1 t_2 = 0, \quad (17)$$

whose coefficients are symmetric functions of

$$t_1 = \tanh(kh), \quad t_2 = \tanh(k(d-h)).$$

Indeed, the left-hand side of (17) is equal to $Q(\nu, k)/[\cosh(kh) \cosh(k(d-h))]$, because

$$\sinh(kd) = \cosh(kh) \sinh(k(d-h)) + \cosh(k(d-h)) \sinh(kh).$$

It is clear that (17) is a significant simplification of (15).

Let us show that both roots of (17), say

$$\nu^{(\pm)} = \frac{k(b \pm \sqrt{\mathcal{D}})}{2(\rho + t_1 t_2)} \quad (18)$$

are positive (for the sake of brevity, their dependence on k , d , h and ρ is omitted). Here $b = \rho(t_1 + t_2) > 0$, and since $\rho > 1$,

$$\mathcal{D} = b^2 - 4(\rho - 1)t_1 t_2(\rho + t_1 t_2) < b^2, \quad (19)$$

On the other hand, we have

$$\mathcal{D} = \rho^2(t_1 - t_2)^2 + 4[\rho t_1 t_2(1 - t_1 t_2) + t_1^2 t_2^2] > 0.$$

These inequalities prove that (18) is positive. Now we are in a position to formulate the following.

Proposition 2. *Let W be a vertical cylinder of the constant depth d and the uniform cross-section D . If W is occupied by a two-layer fluid with the density ratio $\rho > 1$ and the interface at the depth h , then formula (18) defines two sequences of sloshing eigenvalues $\{\nu_n^{(+)}\}_1^\infty$ and $\{\nu_n^{(-)}\}_1^\infty$, where $k = k_n > 0$ and k_n^2 is an eigenvalue of problem (10). Also, the inequality $\nu_n^{(-)} < \nu_n^{(+)}$ holds for every $n = 1, 2, \dots$.*

Moreover, $u_n^{(1)}$ and $u_n^{(2)}$ — the sloshing modes in W_1 and W_2 , respectively, that correspond to $\nu_n^{(\pm)}$ — are defined by formulae (13) and (14), respectively, in which A_n is an arbitrary non-zero real constant and

$$B_n = A_n \frac{\nu_n^{(\pm)} \cosh(k_n h) - k_n \sinh(k_n h)}{\sinh(k_n(d-h))},$$

whereas $v = v_n$ is any eigenfunction of problem (10) corresponding to k_n^2 .

2.2 Properties of eigenvalues

The fact that the coefficients of equation (17) are symmetric functions of t_1 and t_2 has the following important consequence.

Proposition 3. *Let a vertical cylinder W of the constant depth d and the uniform cross-section D be occupied by a two-layer fluid with the density ratio $\rho > 1$, then the sequences $\{\nu_n^{(+)}\}_1^\infty$ and $\{\nu_n^{(-)}\}_1^\infty$ serve also as the set of sloshing eigenvalues in the case when the depths of the subdomains W_1 and W_2 , respectively, are equal to $d - h$ and h , respectively.*

In other words, if $\rho > 1$ and $d > 0$ are fixed, whereas $h \in (0, d)$, then the graph of $\nu_n^{(\pm)}(h)$ is symmetric about the line $h = d/2$. Also, formula (18) implies that

$$\lim_{h \rightarrow +0} \nu_n^{(-)}(h) = 0, \quad \lim_{h \rightarrow +0} \nu_n^{(+)}(h) = k_n \tanh(k_n d)$$

and

$$\nu_n^{(\pm)}(d/2) = k_n \frac{\tanh(k_n d/2)}{\rho + \tanh^2(k_n d/2)} \left[\rho \pm \sqrt{\rho[1 - \tanh^2(k_n d/2)] + \tanh^2(k_n d/2)} \right],$$

where k_n^2 is the n th eigenvalue of problem (10).

Let us analyse the behaviour of $\nu^{(-)}$ and $\nu^{(+)}$, which are clearly continuous functions of ρ . A straightforward calculation yields that

$$\frac{\partial \nu^{(-)}}{\partial \rho} = \frac{k t_1 t_2 \left[\sqrt{\mathcal{D}}(t_1 + t_2) + 2 t_1 t_2 (1 + t_1 t_2) + \rho (2 - t_1^2 - t_2^2) \right]}{2 \sqrt{\mathcal{D}}(\rho + t_1 t_2)^2} > 0,$$

because $t_1, t_2 < 1$. Hence, $\nu^{(-)}$ monotonically increases as ρ goes from unity to infinity. Since formula (19) implies that

$$\sqrt{\mathcal{D}} \sim b \text{ as } \rho \rightarrow 1 + 0 \text{ and } \sqrt{\mathcal{D}} \sim \rho |t_1 - t_2| \text{ as } \rho \rightarrow \infty, \quad (20)$$

(18) with the lower sign yields that

$$\lim_{\rho \rightarrow 1+0} \nu^{(-)} = 0 \quad \text{and} \quad \lim_{\rho \rightarrow \infty} \nu^{(-)} = \frac{k}{2}(t_1 + t_2 - |t_1 - t_2|),$$

respectively. It is clear that $t_1 + t_2 - |t_1 - t_2| = 2 \min\{t_1, t_2\}$, and so

$$\lim_{\rho \rightarrow \infty} \nu^{(-)} = k \min\{t_1, t_2\} < k \tanh kd = \nu^W.$$

In the same way, we obtain

$$\frac{\partial \nu^{(+)}}{\partial \rho} = \frac{k t_1 t_2 \left[\sqrt{\mathcal{D}}(t_1 + t_2) - 2 t_1 t_2 (1 + t_1 t_2) - \rho (2 - t_1^2 - t_2^2) \right]}{2 \sqrt{\mathcal{D}}(\rho + t_1 t_2)^2}.$$

Let us show that the expression in the square brackets is negative. Indeed, we have

$$\mathcal{D}(t_1 + t_2)^2 - [2 t_1 t_2 (1 + t_1 t_2) + \rho (2 - t_1^2 - t_2^2)]^2 = -4(1 - t_1^2)(1 - t_2^2)(\rho + t_1 t_2)^2 < 0,$$

which implies that

$$\frac{\partial \nu^{(+)}}{\partial \rho} < 0.$$

Hence, $\nu^{(+)}$ monotonically decreases as ρ goes from unity to infinity. Using (20) in (18) with the upper sign, we see that

$$\lim_{\rho \rightarrow 1+0} \nu^{(+)} = k \frac{t_1 + t_2}{1 + t_1 t_2} = k \tanh(kd) \quad \text{and} \quad \lim_{\rho \rightarrow \infty} \nu^{(+)} = \frac{k}{2}(t_1 + t_2 + |t_1 - t_2|).$$

Since $t_1 + t_2 + |t_1 - t_2| = 2 \max\{t_1, t_2\}$, we have that

$$\lim_{\rho \rightarrow \infty} \nu^{(+)} = k \max\{t_1, t_2\} < k \tanh kd = \nu^W.$$

Let us summarize the obtained above as follows.

Proposition 4. *For every $n = 1, 2, \dots$, the sloshing eigenvalue $\nu_n^{(+)}$ [$\nu_n^{(-)}$] regarded as a function of $\rho \in (1, \infty)$ monotonically decreases [increases, respectively]. Its range is the nonempty interval*

$$(k_n \max\{\tanh(k_n h), \tanh(k_n(d-h))\}, k_n \tanh(k_n d)) \\ [0, k_n \min\{\tanh(k_n h), \tanh(k_n(d-h))\}], \text{ respectively}].$$

Both intervals shrink away as h tends to zero.

Combining this proposition and formula (11), we arrive at the following.

Corollary 1. *For every $n = 1, 2, \dots$, the inequalities $\nu_n^{(-)} < \nu_n^{(+)} < \nu_n^W$ are valid for sloshing eigenvalues in a two-layer fluid.*

Letting $n \rightarrow \infty$ in formula (18), it is straightforward to obtain the following.

Lemma 1. *For every $\rho > 1$ the sequences of sloshing eigenvalues have the following asymptotic behaviour:*

$$\nu_n^{(+)} \sim k_n, \quad \nu_n^{(-)} \sim \frac{\rho - 1}{\rho + 1} k_n \quad \text{as } n \rightarrow \infty.$$

Here k_n^2 is an eigenvalue of problem (10), whereas the remainder terms are exponentially small.

Notice that the asymptotic behaviour of $\nu_n^{(+)}$ as $n \rightarrow \infty$ coincides with that of ν_n^W ; this immediately follows from formula (11). Since $\nu_n^{(-)}$ has a different behaviour as $n \rightarrow \infty$, the distribution function $\mathcal{N}(\nu)$ (it is equal to the number of sloshing eigenvalues of both kinds that are less than $\nu > 0$) better characterizes the asymptotics of the whole spectrum in the case when a two-layer fluid with the density ratio $\rho > 1$ occupies the cylinder W . The so-called Weyl's law, describing the distribution of eigenvalues of problem (10), is used for evaluating $\mathcal{N}(\nu)$.

Let $\mathcal{N}_D(\lambda)$ denote the distribution function for problem (10); that is, the number of eigenvalues of this problem that are less than λ . Then Weyl's law (see [2, p. 442]) says that

$$\mathcal{N}_D(\lambda) \sim \lambda |D| / (4\pi) \quad \text{as } \lambda \rightarrow \infty,$$

where $|D|$ stands for the area of the domain D . Combining Weyl's law and Lemma 1, we are in a position to obtain $\mathcal{N}(\nu)$ as $\nu \rightarrow \infty$, but prior to that it is worth mentioning that *when a homogeneous fluid occupies W , the behaviour of the distribution function for ν_n^W is as follows:*

$$\mathcal{N}_W(\nu) \sim \nu^2 |D| / (4\pi) \quad \text{as } \nu \rightarrow \infty.$$

This is a consequence of Weyl's law and formula (11), which expresses sloshing eigenvalues via those of problem (10).

By Lemma 1, the number of eigenvalues $\nu_n^{(+)}$ that are less than ν is asymptotically equal to

$$\nu^2|D|/(4\pi) \quad \text{as } \nu \rightarrow \infty,$$

which coincides with the behaviour of $\mathcal{N}_W(\nu)$. On the other hand, Lemma 1 yields that the analogous number for $\nu_n^{(-)}$ is asymptotically equal to

$$\frac{\nu^2|D|}{4\pi} \left[\frac{\rho+1}{\rho-1} \right]^2 \quad \text{as } \nu \rightarrow \infty.$$

Summing up these asymptotics, we arrive at the following.

Proposition 5. *Let W be a vertical cylinder of the constant depth having the uniform cross-section D . If W is occupied by a two-layer fluid with the density ratio $\rho > 1$, then the distribution function of sloshing eigenvalues has the following behaviour*

$$\mathcal{N}(\nu) \sim \frac{\nu^2|D|(\rho^2+1)}{2\pi(\rho-1)^2} \quad \text{as } \nu \rightarrow \infty,$$

independent of the values d and h .

It is clear that $\mathcal{N}(\nu) \rightarrow \nu^2|D|/(2\pi)$ as $\rho \rightarrow \infty$. Hence, $\mathcal{N}(\nu)$ is, roughly speaking, two times greater than $\mathcal{N}_W(\nu)$ when ν and ρ are sufficiently large; that is, sloshing eigenvalues are distributed more densely for a two-layer fluid with large ρ than for a homogeneous one. Since $\mathcal{N}(\nu) \rightarrow \infty$ as $\rho \rightarrow 1+0$, it is reasonable to expect that sloshing eigenvalues are distributed even more densely for a two-layer fluid when $\rho-1$ is close to zero.

For the circular cylinder, whose cross-section is the unit disk, $d=1$ and $h=1/10$ (or $h=9/10$, what is the same according to Proposition 3), this is illustrated in Fig. 2. In this figure, the subscripts of the sequence $\{\bar{k}_m\}_1^\infty$, that include all positive zeros of J'_μ (here J_μ is a Bessel function whose order μ is any nonnegative integer) arranged in ascending order, are used for numbering. Thus, the first eleven elements of this sequence are as follows:

$$\begin{aligned} \bar{k}_1 &= j'_{1,1} \approx 1.841183\dots, & \bar{k}_2 &= j'_{2,1} \approx 3.054236\dots, & \bar{k}_3 &= j'_{0,1} \approx 3.831705\dots, \\ \bar{k}_4 &= j'_{3,1} \approx 4.201188\dots, & \bar{k}_5 &= j'_{4,1} \approx 5.317553\dots, & \bar{k}_6 &= j'_{1,2} \approx 5.331442\dots, \\ \bar{k}_7 &= j'_{5,1} \approx 6.415616\dots, & \bar{k}_8 &= j'_{2,2} \approx 6.706133\dots, & \bar{k}_9 &= j'_{0,2} \approx 7.015586\dots, \\ \bar{k}_{10} &= j'_{6,1} \approx 7.501266\dots, & \bar{k}_{11} &= j'_{3,2} \approx 8.015236\dots, \end{aligned} \quad (21)$$

whereas $\bar{k}_{143} = j'_{0,10} \approx 32.189679\dots$, $\bar{k}_{144} = j'_{14,5} \approx 32.236969\dots$. Here $j'_{\mu,s}$ stands for the s th positive zero of J'_μ (for $\mu=0$ this numbering differs from that used in [1], where $j'_{0,s}$ is the s th nonnegative zero). Notice that $\{\bar{k}_m\}_1^\infty$, unlike $\{k_n\}_1^\infty$, does not take into account multiplicity of eigenvalues of problem (10), and this distinguishes these sequences.

In Fig. 2, the graphs $\nu_m^{(+)}(\rho)$ and $\nu_m^{(-)}(\rho)$ (see formula (18) with $k = \bar{k}_m$) are plotted for $m=1, 2, 3, 4$ and $m=1, 2, \dots, 11, 144$, respectively; the vertical lines at $\rho=1.3$ and $\rho=13.5$ correspond to the gasoline/water and water/mercury superpositions, respectively.

We see that each $\nu_m^{(+)}(\rho)$ rapidly asymptotes to the value $\bar{k}_m \tanh(\frac{9}{10}\bar{k}_m)$ as $\rho \rightarrow \infty$, and the first ten values $\nu_m^{(-)}$ are interlaced with the first four $\nu_m^{(+)}$ for water superposed over mercury. On the other hand, the number of values $\nu_m^{(-)}$ interlacing with the first four $\nu_m^{(+)}$ is 144 for gasoline/water and the sequence of the interlacing values is as follows:

$$\{\nu_1^{(-)}, \dots, \nu_{31}^{(-)}, \nu_1^{(+)}, \nu_{32}^{(-)}, \dots, \nu_{78}^{(-)}, \nu_2^{(+)}, \nu_{79}^{(-)}, \dots, \nu_{119}^{(-)}, \nu_3^{(+)}, \nu_{120}^{(-)}, \dots, \nu_{144}^{(-)}, \nu_4^{(+)}, \nu_{145}^{(-)}, \dots\}.$$

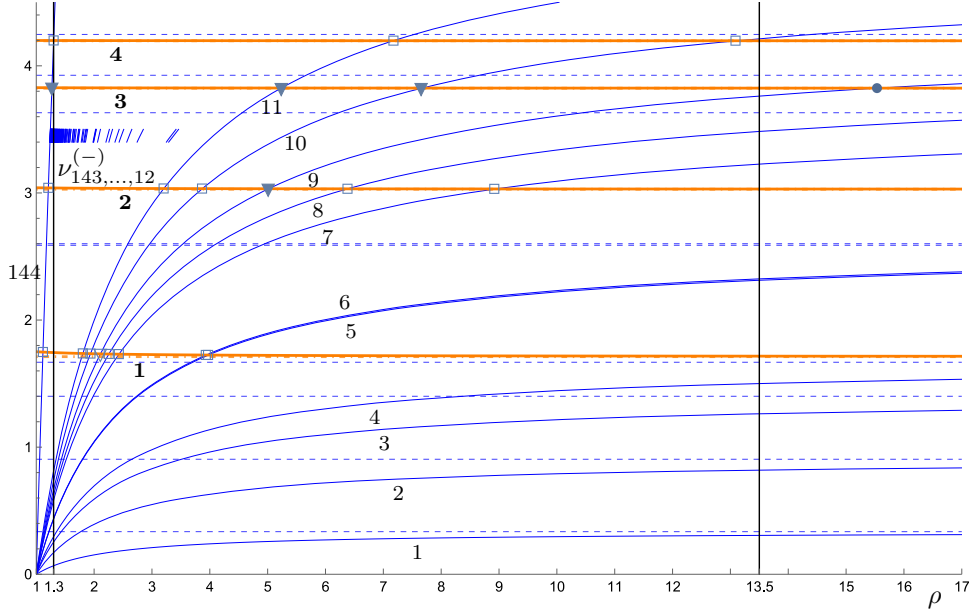


Figure 2: For the circular cylinder with $D = \{|x| < 1\}$, $d = 1$ and $h = 1/10$, the graphs $\nu_{1,\dots,4}^{(+)}(\rho)$ (numbered in bold) and $\nu_{1,\dots,11,144}^{(-)}(\rho)$ are plotted for $\rho \in [0, 17]$, whereas the positions of $\nu_{12,\dots,143}^{(-)}(\rho)$ are just located between $\nu_2^{(+)}$ and $\nu_3^{(+)}$. The corresponding asymptotes are shown by dashed lines. Points of intersection of graphs are marked according to the multiplicity of the corresponding eigenvalue which is two (bullet), three (triangle) or four (square).

Here

$$\begin{aligned}
\nu_1^{(-)} &\approx 0.067182\dots, & \nu_{31}^{(-)} &\approx 1.718432\dots, & \nu_1^{(+)} &\approx 1.744132\dots, & \nu_{32}^{(-)} &\approx 1.786995\dots, \\
\nu_{78}^{(-)} &\approx 3.002318\dots, & \nu_2^{(+)} &\approx 3.039090\dots, & \nu_{79}^{(-)} &\approx 3.069011\dots, \\
\nu_{119}^{(-)} &\approx 3.798636\dots, & \nu_3^{(+)} &\approx 3.827601\dots, & \nu_{120}^{(-)} &\approx 3.829050\dots, \\
\nu_{144}^{(-)} &\approx 4.197291\dots, & \nu_4^{(+)} &\approx 4.199020\dots, & \nu_{145}^{(-)} &\approx 4.207027\dots
\end{aligned}$$

Furthermore, when the interface is located at $h = 1/2$, computations show that the number of values $\nu_m^{(-)}$ that are interlaced with the first four $\nu_m^{(+)}$ is slightly less for both marked values of ρ ; see Fig. 3. In particular, only four $\nu_m^{(-)}$ are interlaced with the first four $\nu_m^{(+)}$ for $\rho = 13.5$. On the other hand, the number of values $\nu_m^{(-)}$ interlacing with the first four $\nu_m^{(+)}$ is 143 for gasoline/water and the sequence of the interlacing values is as follows:

$$\{\nu_1^{(-)}, \dots, \nu_{27}^{(-)}, \nu_1^{(+)}, \nu_{28}^{(-)}, \dots, \nu_{78}^{(-)}, \nu_2^{(+)}, \nu_{79}^{(-)}, \dots, \nu_{119}^{(-)}, \nu_3^{(+)}, \nu_{120}^{(-)}, \dots, \nu_{143}^{(-)}, \nu_4^{(+)}, \nu_{144}^{(-)}, \dots\}.$$

It almost coincides with that given above. Here

$$\begin{aligned}
\nu_1^{(-)} &\approx 0.169347\dots, & \nu_{27}^{(-)} &\approx 1.717867\dots, & \nu_1^{(+)} &\approx 1.733024\dots, & \nu_{28}^{(-)} &\approx 1.737866\dots, \\
\nu_{78}^{(-)} &\approx 3.034963\dots, & \nu_2^{(+)} &\approx 3.037086\dots, & \nu_{79}^{(-)} &\approx 3.099223\dots, \\
\nu_{119}^{(-)} &\approx 3.811116\dots, & \nu_3^{(+)} &\approx 3.827088\dots, & \nu_{120}^{(-)} &\approx 3.841065\dots, \\
\nu_{143}^{(-)} &\approx 4.198653\dots, & \nu_4^{(+)} &\approx 4.198760\dots, & \nu_{144}^{(-)} &\approx 4.204822\dots
\end{aligned}$$

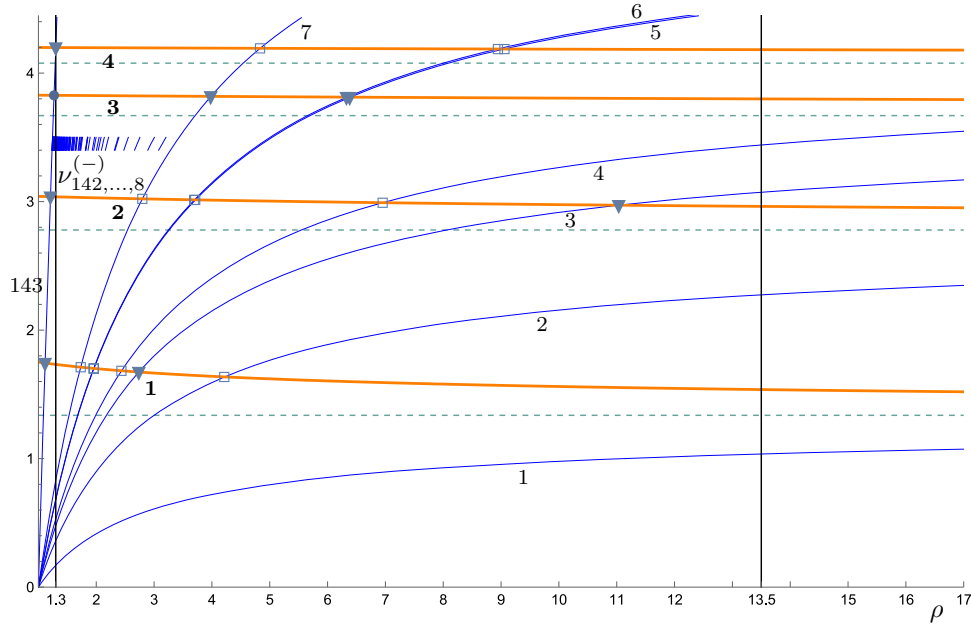


Figure 3: For the circular cylinder with $D = \{|x| < 1\}$, $d = 1$ and $h = 1/2$, the graphs $\nu_{1,\dots,4}^{(+)}(\rho)$ (numbered in bold) and $\nu_{1,\dots,7,143}^{(-)}(\rho)$ are plotted for $\rho \in [0, 17]$, whereas the positions of $\nu_{8,\dots,142}^{(-)}(\rho)$ are just located between $\nu_2^{(+)}$ and $\nu_3^{(+)}$. The corresponding asymptotes are shown by dashed lines. Points of intersection of graphs are marked according to the multiplicity of the corresponding eigenvalue which is two (bullet), three (triangle) or four (square).

An interesting feature of the case $h = 1/2$ is that both $\nu_m^{(+)}(\rho)$ and $\nu_m^{(-)}(\rho)$ asymptote to the same value $\bar{k}_m \tanh(\frac{1}{2}\bar{k}_m)$ from above and from below, respectively, as $\rho \rightarrow \infty$, but they approach to this value rather slowly which distinguish this case from that, where $h = 1/10$.

Let us turn to another characterisation of eigenvalues, namely, their multiplicity. Recall that if a vertical cylinder of finite depth is occupied by a homogeneous fluid, then the multiplicity of every sloshing eigenvalue coincides with that of the corresponding eigenvalue of problem (10). In the case of a circular cylinder, every eigenvalue is either simple or has multiplicity two.

When a two-layer fluid is sloshing in a circular cylinder, all eigenvalues are also either simple or have multiplicity two on every curve belonging either to $\{\nu_m^{(+)}(\rho)\}_1^\infty$ or to $\{\nu_m^{(-)}(\rho)\}_1^\infty$, except for points of intersection of these curves; see Figs. 2 and 3, where these points are marked according to the multiplicity of the corresponding eigenvalue which is two (bullet), three (triangle) or four (square). Most of these points have multiplicity four, whereas multiplicity two is rather rare. There are no points of intersection on $\nu_1^{(-)}(\rho), \dots, \nu_4^{(-)}(\rho)$ for all $\rho > 0$ when $h = 1/10$, but only $\nu_1^{(-)}(\rho)$ has this property when $h = 1/2$.

Finally, an important property of the two-layer sloshing concerns the lowest eigenvalue; namely, it is much smaller than that in the case of homogeneous fluid. Indeed, in the example presented in Fig. 2, the lowest eigenvalue is $\nu_1 = \nu_1^{(-)} \approx 0.067182\dots$ for $\rho = 1.3$, which is less than 4% of the value $1.750797\dots$ — the lowest eigenvalue when a homogeneous fluid is sloshing in the same cylinder. Moreover, the lowest eigenvalue is less than $\bar{k}_1 \tanh(\bar{k}_1/10) \approx 0.335216\dots$ for all $\rho > 0$, and $\nu_1(\rho) = \nu_1^{(-)}(\rho)$ approaches this value from below as $\rho \rightarrow \infty$;

see the bottom of Fig. 2. In the example presented in Fig. 3, the lowest eigenvalue is $\nu_1 = \nu_1^{(-)} \approx 0.169347\dots$ for $\rho = 1.3$; this is about 10% of the lowest eigenvalue in the case of a homogeneous fluid. Again, the lowest eigenvalue is less than $\bar{k}_1 \tanh(\bar{k}_1/2) \approx 1.337025\dots$ for all $\rho > 0$; see the bottom of Fig. 3.

2.3 Properties of sloshing eigenfunctions in a circular cylinder

To describe their behaviour, it is convenient to write formulas (13) and (14) in the form:

$$u_{m,\pm}^{(j)}(x, y) = \bar{k}_m v_m(x) U_{m,\pm}^{(j)}(y). \quad (22)$$

Here $j = 1, 2$ is the number of layer, \bar{k}_m is the m th element of sequence (21), $v_m(x)$ is an eigenfunction of problem (10) corresponding to \bar{k}_m^2 , and the dependence on y is normalized so that $U_{m,\pm}^{(1)}(0) = 1$, and expressed as follows:

$$U_{m,\pm}^{(1)}(y) = \cosh(\bar{k}_m y) + \frac{\nu_m^{(\pm)}}{\bar{k}_m} \sinh(\bar{k}_m y), \quad (23)$$

$$U_{m,\pm}^{(2)}(y) = \cosh(\bar{k}_m(y+d)) \frac{\nu_m^{(\pm)} \cosh(\bar{k}_m h) - \bar{k}_m \sinh(\bar{k}_m h)}{\bar{k}_m \sinh(\bar{k}_m(d-h))}. \quad (24)$$

Lemma 1 implies that $U_{m,\pm}^{(2)}(-d) \rightarrow 0$ as $m \rightarrow \infty$.

Thus, for every sloshing eigenfunction all its traces in horizontal cross-sections of the cylinder have the same graph $v_m(x)$ (see Figs. 7–9 below), but multiplied by the amplitude factor $U_{m,\pm}^{(j)}(y)$ depending on the depth in a different way in each of two layers; see formulas (23) and (24). Let us describe several characteristic properties of these amplitude factors; see also examples of their graphs in Figs. 4–6. These examples are chosen so that eigenvalues belonging to different sequences coincide; see intersections of different lines in Fig. 2:

the case $\nu_1^{(+)} = \nu_{11}^{(-)} \approx 1.736930\dots$ is presented in Fig. 4;

the case $\nu_2^{(+)} = \nu_8^{(-)} \approx 3.032217\dots$ is presented in Fig. 5;

the case $\nu_3^{(+)} = \nu_{144}^{(-)} \approx 3.827646\dots$ is presented in Fig. 6.

- All amplitude factors have a jump at $y = -h$, whose size is as follows:

$$U_{m,\pm}^{(1)}(-h) - U_{m,\pm}^{(2)}(-h) = \frac{\bar{k}_m \sinh(\bar{k}_m d) - \nu_m^{(\pm)} \cosh(\bar{k}_m d)}{\bar{k}_m \sinh(\bar{k}_m(d-h))} > 0 \quad \text{for all } m = 1, 2, \dots$$

Lemma 1 implies that $U_{m,+}^{(1)}(-h) - U_{m,+}^{(2)}(-h) \rightarrow 0$, whereas $U_{m,-}^{(1)}(-h) - U_{m,-}^{(2)}(-h) \rightarrow \infty$ as $m \rightarrow \infty$.

- It follows by differentiation that both $U_{m,+}^{(1)}$ and $U_{m,+}^{(2)}$ decrease monotonically with depth, remaining positive in view of Proposition 4, but attaining rather small values at the bottom; in particular:

$$U_{1,+}^{(2)}(-d) \approx 0.306440\dots \text{ in Fig. 4;}$$

$$U_{2,+}^{(2)}(-d) \approx 0.093735\dots \text{ in Fig. 5;}$$

$$U_{3,+}^{(2)}(-d) \approx 0.043316\dots \text{ in Fig. 6.}$$

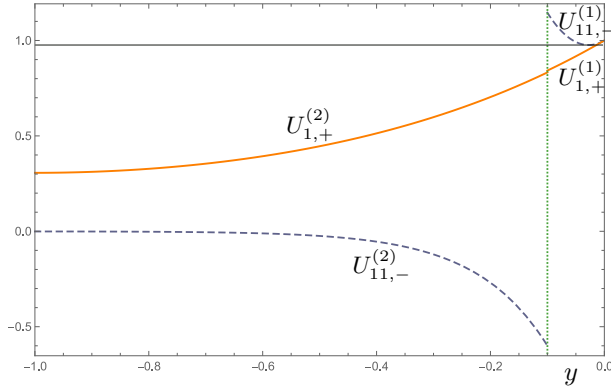


Figure 4: If $h = 1/10$ in the cylinder with $D = \{|x| < 1\}$ and $d = 1$, then for $\rho \approx 1.804998\dots$ we have $\nu_1^{(+)}(\rho) = \nu_{11}^{(-)}(\rho) \approx 1.736930\dots$. For the corresponding eigenfunctions (22), the amplitude factors $U_{1,+}^{(1,2)}(y)$ (solid lines) and $U_{11,-}^{(1,2)}(y)$ (dashed lines) are plotted.

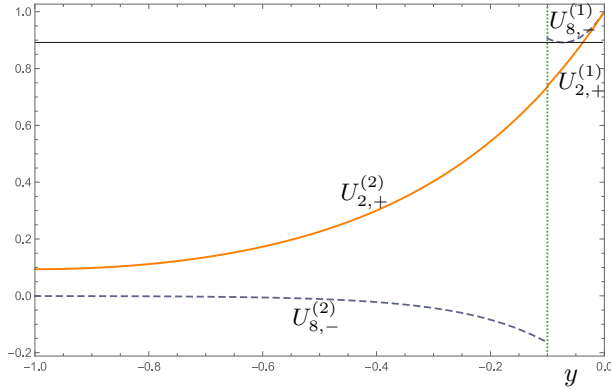


Figure 5: If $h = 1/10$ in the cylinder with $D = \{|x| < 1\}$ and $d = 1$, then for $\rho \approx 6.380638\dots$ we have $\nu_2^{(+)}(\rho) = \nu_8^{(-)}(\rho) \approx 3.032217\dots$. For the corresponding eigenfunctions (22), the amplitude factors $U_{2,+}^{(1,2)}(y)$ (solid lines) and $U_{8,-}^{(1,2)}(y)$ (dashed lines) are plotted.

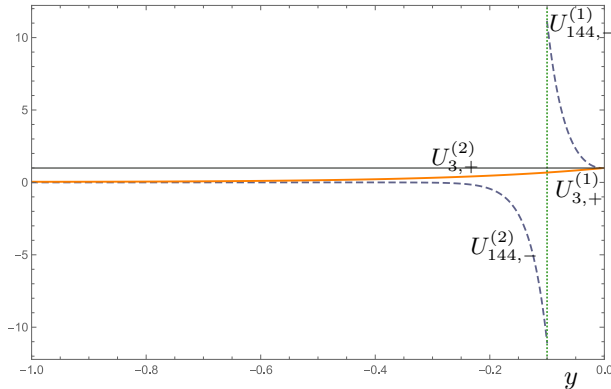


Figure 6: If $h = 1/10$ in the cylinder with $D = \{|x| < 1\}$ and $d = 1$, then for $\rho \approx 1.270007\dots$ we have $\nu_3^{(+)}(\rho) = \nu_{144}^{(-)}(\rho) \approx 3.827646\dots$. For the corresponding eigenfunctions (22), the amplitude factors $U_{3,+}^{(1,2)}(y)$ (solid lines) and $U_{144,-}^{(1,2)}(y)$ (dashed lines) are plotted.

Moreover, the corresponding jumps at $y = -h$ are also small; in particular:

$$\begin{aligned} U_{1,+}^{(1)}(-h) - U_{1,+}^{(2)}(-h) &\approx 0.009632\dots \text{ in Fig. 4;} \\ U_{2,+}^{(1)}(-h) - U_{2,+}^{(2)}(-h) &\approx 0.003785\dots \text{ in Fig. 5;} \\ U_{3,+}^{(1)}(-h) - U_{3,+}^{(2)}(-h) &\approx 0.000177\dots \text{ in Fig. 6.} \end{aligned}$$

• The function $U_{m,-}^{(2)}$ increases monotonically with depth remaining negative in view of Proposition 4, and approaching very close to zero at the bottom; in particular:

$$\begin{aligned} U_{11,-}^{(2)}(-d) &\approx -0.000883\dots \text{ in Fig. 4;} \\ U_{8,-}^{(2)}(-d) &\approx -0.000786\dots \text{ in Fig. 5;} \\ U_{144,-}^{(2)}(-d) &\approx -(5.545769\dots) \cdot 10^{-12} \text{ in Fig. 6,} \end{aligned}$$

which agrees with what was said after formula (24).

• The function $U_{m,-}^{(1)}$ is positive, but nonmonotonic on $(-h, 0)$. Indeed, (23) implies that $[U_{m,-}^{(1)}]'(y)$ vanishes only at

$$y = y_m^* = (2\bar{k}_m)^{-1} \log\left[\frac{(\bar{k}_m - \nu_m^{(-)})}{(\bar{k}_m + \nu_m^{(-)})}\right].$$

Moreover, since $\bar{k}_m > \nu_m^{(-)}$ (see Proposition 4), we have

$$[U_{m,-}^{(1)}]''(y_*) = \bar{k}_m \sqrt{\bar{k}_m^2 - [\nu_m^{(-)}]^2} > 0,$$

and so $U_{m,-}^{(1)}(y)$ attains its minimum at $y = y_m^*$. These points and the corresponding values of minima (they lie on thin horizontal lines in Figs. 4–6) are as follows in our examples:

$$\begin{aligned} y_{11}^* &\approx -0.027472\dots, & U_{11,-}^{(1)}(y_{11}^*) &\approx 0.976237\dots \text{ in Fig. 4;} \\ y_8^* &\approx -0.072680\dots, & U_{8,-}^{(1)}(y_8^*) &\approx 0.891938\dots \text{ in Fig. 5;} \\ y_{144}^* &\approx -0.003700\dots, & U_{144,-}^{(1)}(y_{144}^*) &\approx 0.992926\dots \text{ in Fig. 6.} \end{aligned}$$

• Unlike $U_{m,+}^{(1)}(-h) - U_{m,+}^{(2)}(-h)$, which is small for every $m = 1, 2, \dots$, the analogous jump with “–” instead of “+” has a significant value as follows from our examples:

$$\begin{aligned} U_{11,-}^{(1)}(-h) - U_{11,-}^{(2)}(-h) &\approx 1.745916\dots \text{ in Fig. 4;} \\ U_{8,-}^{(1)}(-h) - U_{8,-}^{(2)}(-h) &\approx 1.071275\dots \text{ in Fig. 5;} \\ U_{144,-}^{(1)}(-h) - U_{144,-}^{(2)}(-h) &\approx 22.138106\dots \text{ in Fig. 6.} \end{aligned}$$

Now, we illustrate the dependence of sloshing eigenfunctions (22) on x ; namely, the graphs of their traces on the cylinder’s horizontal cross-section D are shown in Figs. 7–9. When the multiplicity of $\nu_m^{(\pm)}$ is two (this happens when $\bar{k}_m = j'_{p,s}$ and $p \neq 0$), the eigenmode $v_m(x) = J_p(j'_{p,s}|x|)(x_1/|x|)$ is plotted.

It is worth emphasizing the contrast between the left and right graphs in Fig. 9, because these eigenmodes correspond to the same eigenvalue $\approx 3.827646\dots$, but appearing in different sequences. The contrast becomes clear when one takes into account the large difference in numbers of this eigenvalue in each of these sequences. On the other hand, if the difference in numbering is not so large, then there is no such a contrast in eigenmodes corresponding to the same eigenvalue; see Figs. 7 and 8.

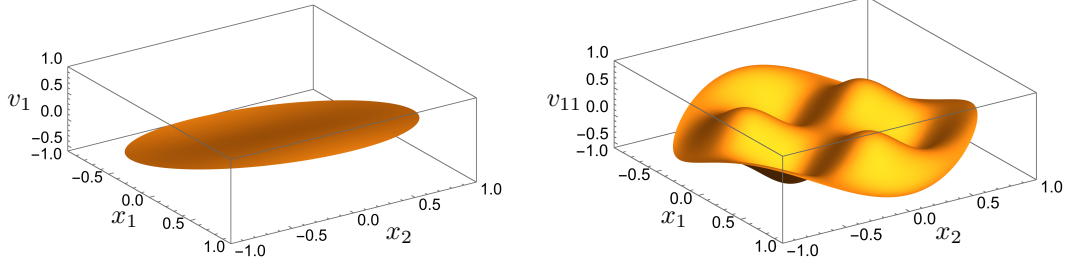


Figure 7: If $h = 1/10$ in the cylinder with $D = \{|x| < 1\}$ and $d = 1$, then for $\rho \approx 1.804998\dots$ we have $\nu_1^{(+)}(\rho) = \nu_{11}^{(-)}(\rho) \approx 1.736930\dots$. The graphs of traces on D are plotted for the corresponding eigenfunctions (22): $v_1(x)$ (left) and $v_{11}(x)$ (right).

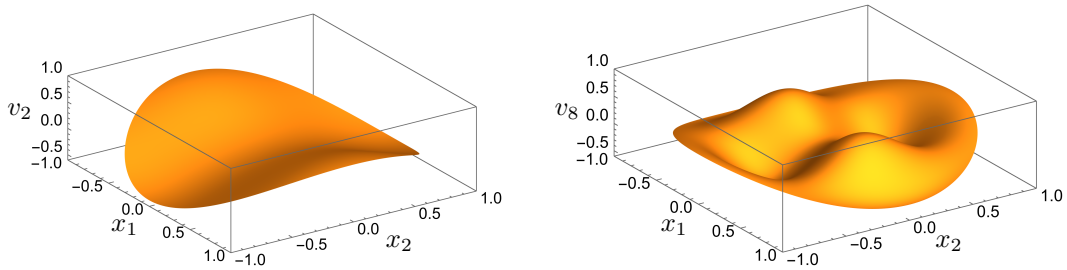


Figure 8: If $h = 1/10$ in the cylinder with $D = \{|x| < 1\}$ and $d = 1$, then for $\rho \approx 6.380638\dots$ we have $\nu_2^{(+)}(\rho) = \nu_8^{(-)}(\rho) \approx 3.032217\dots$. The graphs of traces on D are plotted for the corresponding eigenfunctions (22): $v_2(x)$ (left) and $v_8(x)$ (right).

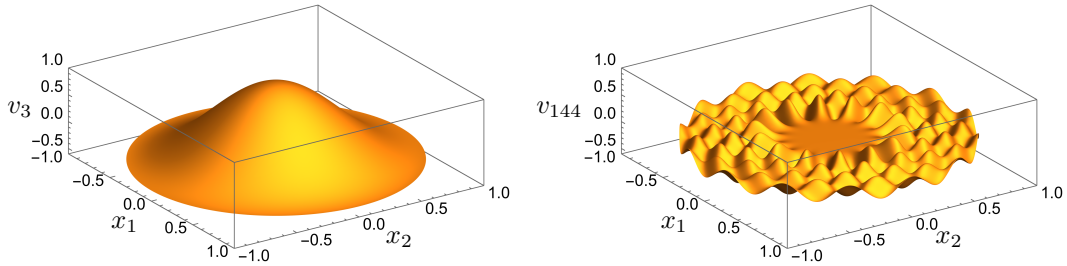


Figure 9: If $h = 1/10$ in the cylinder with $D = \{|x| < 1\}$ and $d = 1$, then for $\rho \approx 1.270007\dots$ we have $\nu_3^{(+)}(\rho) = \nu_{144}^{(-)}(\rho) \approx 3.827646\dots$. The graphs of traces on D are plotted for the corresponding eigenfunctions (22): $v_3(x)$ (left) and $v_{144}(x)$ (right).

3 The effect of a radial baffle in a circular cylinder

In the recent paper [7], the behaviour of sloshing eigenvalues was studied in the case when a vertical circular cylinder of finite depth is occupied by a homogeneous fluid. The effect of breaking the axial symmetry due to a radial baffle was analysed; the baffle was assumed to extend throughout the fluid depth. It was demonstrated that all eigenvalues are simple in the presence of baffle, whereas the lowest eigenvalue and many others have multiplicity two in its absence. These results follow from properties of spectra of two problems; one of

them is problem (10) in a disk, whereas the other one is a similar problem in a disk with a radial cut from the centre to the boundary. Any other parameter (cylinder's depth, etc.) is unimportant for these results.

It is demonstrated above (see Figs. 2 and 3) that sloshing eigenvalues have multiplicity depending on ρ when a two-layer fluid occupies a circular cylinder without a radial baffle. The same occurs in the case when a radial baffle is present; see Fig. 10, where the case of cylinder, whose cross-section is $D = \{|x| < 1\} \setminus \{x_1 \geq 0, x_2 = 0\}$ (the unit disk with a radial cut), $d = 1$ and $h = 1/10$ is illustrated; namely, the graphs of simple eigenvalues $\nu_m^{(+)}(\rho)$ (bold lines) and $\nu_m^{(-)}(\rho)$ (see formula (18) with $k = k_m$) are plotted for $m = 1, 2, \dots, 7$ and $m = 1, 2, \dots, 21, 281$, respectively; the vertical lines at $\rho = 1.3$ and $\rho = 13.5$ correspond to the gasoline/water and water/mercury superpositions, respectively. Hence the multiplicity is two at every point of intersection.

Here the initial eigenvalues of problem (10) are defined by

$$\begin{aligned} k_1 &= j'_{1/2,1} \approx 1.165561\dots, & k_2 &= j'_{1,1} \approx 1.841183\dots, & k_3 &= j'_{3/2,1} \approx 2.460535\dots, \\ k_4 &= j'_{2,1} \approx 3.054236\dots, & k_5 &= j'_{5/2,1} \approx 3.632797\dots, & k_6 &= j'_{0,1} \approx 3.831705\dots, \\ k_7 &= j'_{3,1} \approx 4.201188\dots, & k_8 &= j'_{1/2,2} \approx 4.604216\dots, & k_9 &= j'_{7/2,1} \approx 4.762196\dots, \\ k_{10} &= j'_{4,1} \approx 5.317553\dots, & k_{11} &= j'_{1,2} \approx 5.331442\dots, & k_{12} &= j'_{9/2,1} \approx 5.868419\dots, \\ k_{13} &= j'_{3/2,2} \approx 6.029292\dots, & k_{14} &= j'_{5,1} \approx 6.415616\dots, & k_{15} &= j'_{2,2} \approx 6.706133\dots, \\ k_{16} &= j'_{11/2,1} \approx 6.959745\dots, & k_{17} &= j'_{0,2} \approx 7.015586\dots, & k_{18} &= j'_{5/2,2} \approx 7.367008\dots, \\ k_{19} &= j'_{6,1} \approx 7.501266\dots, & k_{20} &= j'_{1/2,3} \approx 7.789883\dots, & k_{21} &= j'_{3,2} \approx 8.015236\dots, \end{aligned}$$

whereas, $k_{280} = j'_{0,10} \approx 32.189679\dots$, $k_{281} = j'_{14,5} \approx 32.236969\dots$; recall that $j'_{\mu,s}$ is the s th positive zero of J'_μ (for $\mu = 0$ this numbering differs from that used in [1], where $j'_{0,s}$ is the s th nonnegative zero).

We see that below the level 4 there are twice as many solid lines in Fig. 10 as in Fig. 2, whereas the number of eigenvalues $\nu_m^{(-)}(1.3)$ below this level is also almost two times larger in Fig. 10 comparing with Fig. 2; the sequence in Fig. 10 for $\rho = 1.3$ is as follows:

$$\left\{ \nu_1^{(-)}, \dots, \nu_{25}^{(-)}, \nu_1^{(+)}, \nu_{26}^{(-)}, \dots, \nu_{60}^{(-)}, \nu_2^{(+)}, \nu_{61}^{(-)}, \dots, \nu_{102}^{(-)}, \nu_3^{(+)}, \nu_{103}^{(-)}, \dots, \nu_{153}^{(-)}, \nu_4^{(+)}, \right. \\ \left. \nu_{154}^{(-)}, \dots, \nu_{213}^{(-)}, \nu_5^{(+)}, \nu_{214}^{(-)}, \dots, \nu_{235}^{(-)}, \nu_6^{(+)}, \nu_{236}^{(-)}, \dots, \nu_{281}^{(-)}, \nu_7^{(+)}, \nu_{282}^{(-)}, \dots \right\},$$

where

$$\begin{aligned} \nu_1^{(-)} &\approx 0.027974\dots, & \nu_{25}^{(-)} &\approx 0.907722\dots, & \nu_1^{(+)} &\approx 0.949859\dots, & \nu_{26}^{(-)} &\approx 0.976046\dots, \\ \nu_{60}^{(-)} &\approx 1.718432\dots, & \nu_2^{(+)} &\approx 1.744132\dots, & \nu_{61}^{(-)} &\approx 1.760512\dots, & \nu_{102}^{(-)} &\approx 2.416412\dots, \\ \nu_3^{(+)} &\approx 2.421447\dots, & \nu_{103}^{(-)} &\approx 2.430348\dots, & \nu_{153}^{(-)} &\approx 3.021836\dots, & \nu_4^{(+)} &\approx 3.039090\dots, \\ \nu_{154}^{(-)} &\approx 3.039249\dots, & \nu_{213}^{(-)} &\approx 3.623983\dots, & \nu_5^{(+)} &\approx 3.627035\dots, & \nu_{214}^{(-)} &\approx 3.627614\dots, \\ \nu_{235}^{(-)} &\approx 3.818197\dots, & \nu_6^{(+)} &\approx 3.827601\dots, & \nu_{236}^{(-)} &\approx 3.829050\dots, & \nu_{281}^{(-)} &\approx 4.197291\dots, \\ \nu_7^{(+)} &\approx 4.199020\dots, & \nu_{282}^{(-)} &\approx 4.207027\dots & & & & \end{aligned}$$

Notice that when a homogeneous fluid occupies the same container just the eigenvalue ν_8 has the value close to $\nu_{282}^{(-)}$.

For this geometry, there is no asymptotic formula for the counting function of eigenvalues similar to obtained in Proposition 5. Indeed, Weyl's law is not valid for cut disks because of singularities that eigenfunctions have at the cut's tip.

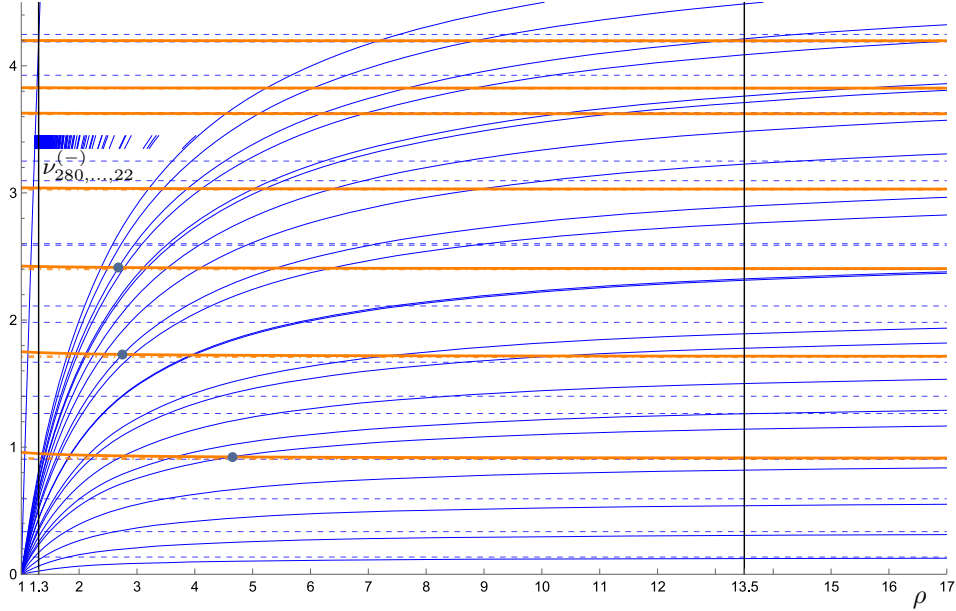


Figure 10: For the cylinder with $d = 1$, $h = 1/10$ and $D = \{|x| < 1\} \setminus \{x_1 \geq 0, x_2 = 0\}$ (the unit disk with the radial cut along the x_1 -axis) the graphs $\nu_{1,\dots,7}^{(+)}(\rho)$ (bold lines) and $\nu_{1,\dots,21,281}^{(-)}(\rho)$ are plotted for $\rho \in [0, 17]$, whereas the positions of $\nu_{22,\dots,280}^{(-)}(\rho)$ are just located between $\nu_4^{(+)}$ and $\nu_5^{(+)}$. The corresponding asymptotes are shown by dashed lines. Bullets mark eigenvalues for which properties of the corresponding eigenfunctions are investigated.

Furthermore, it is remarkable that the value of $\nu_1^{(-)}(1.3)$ in the presence of baffle is more than 2.4 times smaller than that in its absence. It is worth reminding (see [7]), that in a homogeneous fluid with a baffle, the value of ν_1 is about 1.6 times smaller than that in the absence. This demonstrates that the effect of a baffle manifests itself more strongly in a two-layer fluid.

3.1 Properties of sloshing eigenfunctions

The same formulae (22)–(24) (see Subsection 2.3, where the case of a circular cylinder is considered), but with \bar{k}_m changed to k_m , describe the behaviour of sloshing eigenfunctions in a baffled circular cylinder. Moreover, the same graphs depict some eigenfunctions which correspond to the same eigenvalue as in Subsection 2.3, but having different numbers here. For example, the eigenfunctions

$$u_{1,+}^{(j)}(x, y) = \bar{k}_1 v_1(x) U_{1,+}^{(j)}(y) \quad \text{and} \quad u_{11,-}^{(j)}(x, y) = \bar{k}_{11} v_{11}(x) U_{11,-}^{(j)}(y), \quad j = 1, 2,$$

(see Figs. 4 and 7, where $U_{1,+}^{(j)}$, $U_{11,-}^{(j)}$ and v_1 , v_{11} , respectively, are plotted) correspond to $\nu_1^{(+)}(1.804998\dots) = \nu_{11}^{(-)}(1.804998\dots) \approx 1.736930\dots$ in the case of the circular cylinder with $D = \{|x| < 1\}$, $h = 1/10$ and $d = 1$. However, if $D = \{|x| < 1\} \setminus \{x_1 \geq 0, x_2 = 0\}$, whereas h and d are the same, then these eigenfunctions correspond to $\nu_2^{(+)} = \nu_{21}^{(-)} \approx 1.736930\dots$

Let us consider further examples of the behaviour of the amplitude factor $U_{m,\pm}^{(j)}(y)$; see

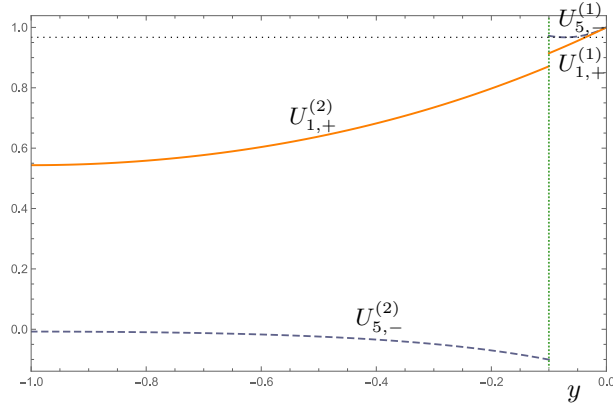


Figure 11: If $h = 1/10$ in the cylinder with $D = \{|x| < 1\} \setminus \{x_1 \geq 0, x_2 = 0\}$ and $d = 1$, then for $\rho \approx 4.651901\dots$ we have $\nu_1^{(+)}(\rho) = \nu_5^{(-)}(\rho) \approx 0.923307\dots$. The amplitude factors $U_{1,+}^{(1,2)}(y)$ (solid lines) and $U_{5,-}^{(1,2)}(y)$ (dashed lines) of eigenfunctions (22) are plotted.

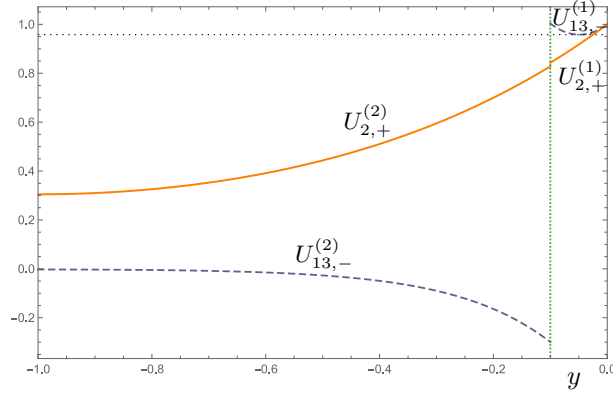


Figure 12: If $h = 1/10$ in the cylinder with $D = \{|x| < 1\} \setminus \{x_1 \geq 0, x_2 = 0\}$ and $d = 1$, then for $\rho \approx 2.750213\dots$ we have $\nu_2^{(+)}(\rho) = \nu_{13}^{(-)}(\rho) \approx 1.729565\dots$. The amplitude factors $U_{2,+}^{(1,2)}(y)$ (solid lines) and $U_{13,-}^{(1,2)}(y)$ (dashed lines) of eigenfunctions (22) are plotted.

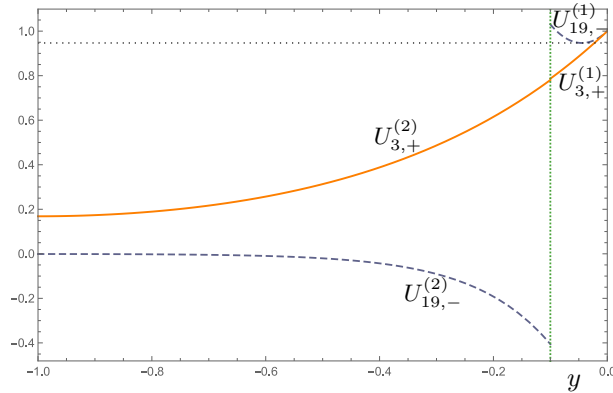


Figure 13: If $h = 1/10$ in the cylinder with $D = \{|x| < 1\} \setminus \{x_1 \geq 0, x_2 = 0\}$ and $d = 1$, then for $\rho \approx 2.678476\dots$ we have $\nu_3^{(+)}(\rho) = \nu_{19}^{(-)}(\rho) \approx 2.413589\dots$. The amplitude factors $U_{3,+}^{(1,2)}(y)$ (solid lines) and $U_{19,-}^{(1,2)}(y)$ (dashed lines) of eigenfunctions (22) are plotted.

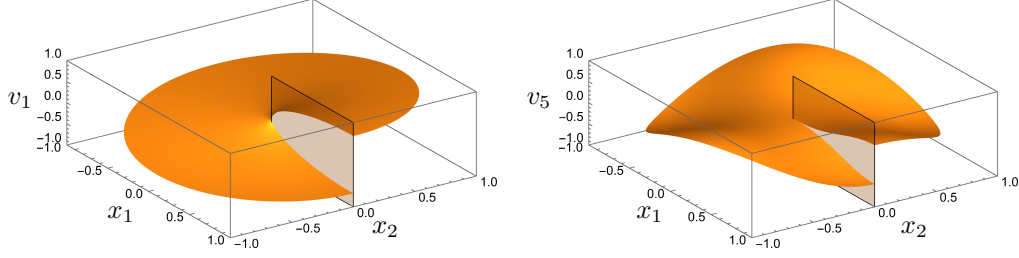


Figure 14: If $h = 1/10$ in the cylinder with $D = \{|x| < 1\} \setminus \{x_1 \geq 0, x_2 = 0\}$ and $d = 1$, then for $\rho \approx 4.651901\dots$ we have $\nu_1^{(+)}(\rho) = \nu_5^{(-)}(\rho) \approx 0.923307\dots$. The graphs of traces on D are plotted for the corresponding eigenfunctions (22): $v_1(x)$ (left) and $v_5(x)$ (right).

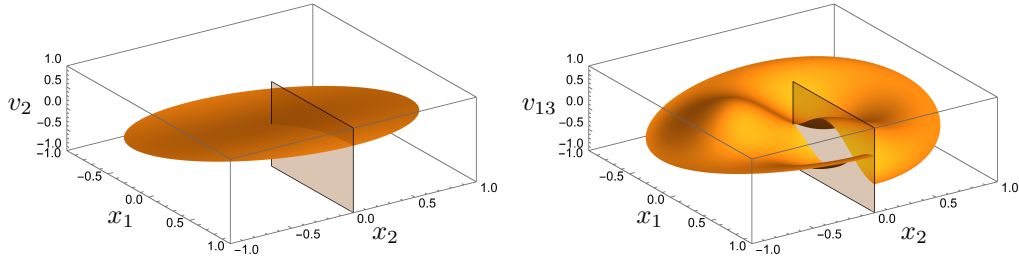


Figure 15: If $h = 1/10$ in the cylinder with $D = \{|x| < 1\} \setminus \{x_1 \geq 0, x_2 = 0\}$ and $d = 1$, then for $\rho \approx 2.750213\dots$ we have $\nu_2^{(+)}(\rho) = \nu_{13}^{(-)}(\rho) \approx 1.729565\dots$. The graphs of traces on D are plotted for the corresponding eigenfunctions (22): $v_2(x)$ (left) and $v_{13}(x)$ (right).

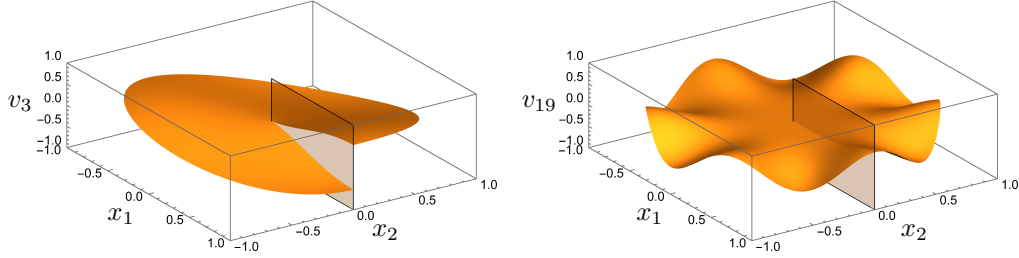


Figure 16: If $h = 1/10$ in the cylinder with $D = \{|x| < 1\} \setminus \{x_1 \geq 0, x_2 = 0\}$ and $d = 1$, then for $\rho \approx 2.678476\dots$ we have $\nu_3^{(+)}(\rho) = \nu_{19}^{(-)}(\rho) \approx 2.413589\dots$. The graphs of traces on D are plotted for the corresponding eigenfunctions (22): $v_3(x)$ (left) and $v_{19}(x)$ (right).

the marked intersections of different lines in Fig. 10:

the case $\nu_1^{(+)} = \nu_5^{(-)} \approx 0.923307\dots$ is presented in Fig. 11;

the case $\nu_2^{(+)} = \nu_{13}^{(-)} \approx 1.729565\dots$ is presented in Fig. 12;

the case $\nu_3^{(+)} = \nu_{19}^{(-)} \approx 2.413589\dots$ is presented in Fig. 13.

The most significant distinction of these figures from Figs. 4–6 is the visible jump in Fig. 11:

$$U_{1,+}^{(1)}(-h) - U_{1,+}^{(2)}(-h) \approx 0.043123\dots,$$

whereas the corresponding jumps in Figs. 4–6 are tiny.

On the other hand, there are essential distinctions in the behaviour of eigenfunctions' traces in horizontal cross-sections of the cylinder with a baffle and without it; compare Figs. 14–16 and 7–9, respectively. Namely, even smooth surfaces (they correspond, for example, to $k_2 = j'_{1,1}$, $k_{19} = j'_{6,1}$ plotted in Figs. 15/16 (left/right), respectively, and to other values $k_m = j'_{p,s}$ with integer p) are cut along the baffle. If p is half-integer in $k_m = j'_{p,s}$, then the corresponding v_m has a jump across the baffle; see Figs. 14, 15 (right) and 16 (left).

4 Conclusions

We have considered the sloshing problem for a two-layer fluid occupying an open container of finite depth. The most important results of the present work are summarized here. First, variational principle is formulated along with its corollary concerning inequality between the fundamental sloshing eigenvalues for homogeneous and two-layer fluids occupying the same bounded domain.

The further part of the paper deals with theoretical and numerical analysis of eigenvalues for containers with vertical walls and horizontal bottoms having arbitrary cross-section. The main results for this setting are as follows:

(1) Two families of eigenvalues $\{\nu_n^{(+)}\}_1^\infty$ and $\{\nu_n^{(-)}\}_1^\infty$ are obtained in explicit form in terms of those the Neumann Laplacian in a horizontal cross-section of the container. The eigenvalues $\nu_n^{(+)}$ behave similar to those that describe sloshing in a homogeneous fluid, whereas the other family $\{\nu_n^{(-)}\}_1^\infty$ includes sufficiently small values provided the ratio of densities is close to unity.

(2) Various properties of these sequences of eigenvalues are established; in particular, the dependence on the interface depth h and the ratio of densities ρ as well as their high frequency asymptotics. Monotonicity of $\nu_n^{(-)}(\rho)$ and $\nu_n^{(+)}(\rho)$ is proved. Moreover, an interesting property is observed: if the ratio of densities and the depth d are fixed, then the graph of $\nu_n^{(\pm)}(h)$ is symmetric about the line $h = d/2$. Finally, the asymptotic behaviour of the eigenvalue counting function is found.

(3) The behaviour of eigenvalues and the corresponding eigenfunctions is illustrated numerically for circular cylinders. The graphs of $\nu_m^{(+)}(\rho)$ and $\nu_m^{(-)}(\rho)$ are presented for initial values of m . The multiplicity of eigenvalues is discussed. Namely, every eigenvalue is either simple or has multiplicity two in the case of a homogeneous fluid in a circular cylinder. In the case of a two-layer fluid, the same is true on every curve belonging either to $\{\nu_m^{(+)}(\rho)\}_1^\infty$ or to $\{\nu_m^{(-)}(\rho)\}_1^\infty$, except for the points, where curves of these two families intersect each other. Therefore, unlike the case of a homogeneous fluid, there are eigenvalues of multiplicity three and four. Sloshing eigenfunctions are investigated for values of ρ , these multiplicities occur. Another important property of the two-layer sloshing concerns the lowest eigenvalue, which is much smaller than that in the case of a homogeneous fluid.

(4) The effect of a radial baffle (it extends throughout the two-layer fluid depth) on sloshing in a circular container is also demonstrated. Results of computations are compared with those for the same depth of the interface in the cylinder without baffle. It is noteworthy that the effect of the reduction in the value of the fundamental eigenvalue due to the presence of a baffle manifests itself more strongly in a two-layer fluid than in a homogeneous fluid.

References

- [1] Abramowitz, M. and Stegun, I. A. *Handbook of Mathematical Functions*. US National Bureau of Standards, Washington DC (1964)
- [2] Courant, R. and Hilbert, D. *Methods of Mathematical Physics*. Vol. **1**. Interscience, New York (1953)
- [3] Faltinsen, O. M. and Timokha, A. N., *Sloshing*. Cambridge University Press, New York (2009)
- [4] Fox, D. W. and Kuttler, J. R., “Sloshing frequencies,” *ZAMP* **34**, 668–696 (1983)
- [5] Ibrahim, R. A. *Liquid Sloshing Dynamics*. Cambridge University Press, New York (2005)
- [6] Kopachevsky, N. D. and Krein, S. G., *Operator Approach to Linear Problems of Hydrodynamics*. Birkhäuser, Basel–Boston–Berlin (2001)
- [7] Kuznetsov, N. G. and Motygin, O. V., “Sloshing in vertical cylinders with circular walls: The effect of radial baffles,” *Phys. Fluids* **33**, 102106 (2021)
- [8] Mi-An Xue, Zhanxue Cao, Xiaoli Yuan, Jinhai Zheng and Pengzhi Lin, “A two-dimensional semi-analytic solution on two-layered liquid sloshing in a rectangular tank with a horizontal elastic baffle,” *Phys. Fluids* **35**, 062116 (2023)
- [9] Molin, B., Remy, F., Audiffren, C., Marcer, R., Ledoux, A., Helland, S., and Mottaghi, M., “Experimental and numerical study of liquid sloshing in a rectangular tank with three fluids,” in *The 22nd International Offshore and Polar Engineering Conference*, Greece, 2012.