

# Layered Synthesis of Latent Gaussian Trees

Ali Moharrer, Shuangqing Wei, George T. Amariuca, and Jing Deng

**Abstract**—A new successive encoding scheme is proposed to effectively generate a random vector with prescribed joint density that induces a latent Gaussian tree structure. We prove the accuracy of such encoding scheme in terms of vanishing total variation distance between the synthesized and desired statistics. The encoding algorithm relies on the learned structure of tree to use minimal number of common random variables to synthesize the desired density, with compact modeling complexity. We characterize the achievable rate region for the rate tuples of multi-layer latent Gaussian tree, through which the number of bits needed to simulate such Gaussian joint density are determined. The random sources used in our algorithm are the latent variables at the top layer of tree along with Bernoulli sign inputs, which capture the correlation signs between the variables. In latent Gaussian trees the pairwise correlation signs between the variables are intrinsically unrecoverable. Such information is vital since it completely determines the direction in which two variables are associated. Given the derived achievable rate region for synthesis of latent Gaussian trees, we also quantify the amount of information loss due to unrecoverable sign information. It is shown that maximizing the achievable rate-region is equivalent to finding the worst case density for Bernoulli sign inputs where maximum amount of sign information is lost.

**Index Terms**—Latent Gaussian Trees, Synthesis of Random Vectors, Correlation Signs, Successive Encoding

## I. INTRODUCTION

Consider the problem of synthesis of a real Gaussian vector with a prescribed joint density function. This can be achieved by generating an appropriate number of random input bits to a stochastic channel whose output vector has its empirical statistics meeting the desired one measured by a given metric. The primary concern in synthesis problems is about efficiency in terms of the amount of random bits required at the input, as well as the modeling complexity of the given stochastic system (i.e. channel) through which the Gaussian vector is synthesized.

In his seminal paper [1], Wyner, characterized the minimum amount of common randomness needed to approximate the joint density between a pair of random variables  $X$  and  $Y$  to be  $C(X, Y) = \min_{X-W-Y} I(X, Y; W)$ , where  $C(X, Y)$  is widely known as *Wyner's common information*. Such quantity defines the necessary number of common random bits to

generate correlated outputs  $X$  and  $Y$ . Han and Verdu, in [2] along the same problem, define the notion of *resolvability* of a given channel, which is defined as the minimal required randomness to generate output statistics in terms of a vanishing total variation distance between the synthesized and prescribed joint densities. Resolvability of a channel is found to be a very intuitive description of common randomness in our settings, since it can be related to channel quality in terms of its noise power, and the noisier the channel the less number of common random bits needed to simulate the output [2]. Along the same line, Cuff in [3] completely characterized the achievable rate regions needed to synthesize a memoryless channel, where he also used the total variation distance metric to show the quality of the proposed scheme. Similar to the above works, we also used the input code-rate to define the complexity of our encoding systems, since minimizing such rates results in reducing the number of common random bits needed to generate the output statistics. In [4]–[6], the authors aim to define the common information of  $n$  dependent random variables, to further address the same question in this setting. They resort to the same scenario as Wyner [1] did, i.e., considering one random variable to define such common randomness. Also, in [7] the authors completely characterize the common information between two jointly Gaussian vectors, as a function of some singular values that are related to both joint and marginal covariance matrices of two Gaussian random vectors. However, they still divide the random vector into two groups, which makes it similar to Wyner's scenario. Recent works in [8], [9] introduced the notion of *exact common information* for the exact and distributed simulation of continuous random variables. However, similar to previous studies they only consider a special star structure for synthesis purposes, and do not study more general cases.

Unlike the two-variable cases, in more general cases, it is more intuitive to consider several random inputs, to capture the common randomness of  $n$  dependent random variables. Furthermore, the inputs may also have some dependency structure that needs to be further characterized. In such general settings, another natural aspect of complexity, i.e., modeling complexity of an encoding scheme comes to the picture. We argue that modeling complexity is directly related to sparsity of dependency structure between both input and output random variables. We aim to address the synthesis problem for a case where the prescribed output statistics induces a latent Gaussian tree structure, and show that how the *sign information* can be introduced, which is required to further characterize the achievable rate regions.

Let  $\mathbf{X} = \{X_1, X_2, \dots, X_n\}$  be the  $n$  observed variables, while the set of variables  $\mathbf{Y} = \{Y_1, Y_2, \dots, Y_k\}$  are hidden

<sup>1</sup>A. Moharrer, and S. Wei are with the school of Electrical Engineering and Computer Science, Louisiana State University, Baton Rouge, LA 70803, USA (Email: amohar2@lsu.edu, swei@lsu.edu).

G. T. Amariuca is with the department of Electrical and Computer Engineering, Iowa State University, Ames, IA, USA (Email: gamari@iastate.edu).

J. Deng is with the department of Computer Science, University of North Carolina at Greensboro, Greensboro, NC, USA (Email: jing.deng@uncg.edu).

Part of the results will be presented in 54th Annual Allerton Conference on Communication, Control, and Computing, Sept. 2016.

This material is based upon work supported in part by the National Science Foundation under Grant No. 1320351.

to us. The goal of any inference algorithm is to recover the hidden parameters related to those  $k$  hidden nodes ( $k$  may be unknown). Consider a special subset of graphical models, known as latent *Gaussian trees*, in which the underlying structure is a tree and the joint density of the variables is captured by a Gaussian density. The Gaussian graphical models are widely studied in the literature because of a direct correspondence between conditional independence relations occurring in the model with zeros in the inverse of covariance matrix, known as the *concentration matrix*.

There are several works such as [10], [11] that have proposed efficient algorithms to infer the latent Gaussian tree parameters. In fact, Choi et al., proposed a new *recursive grouping* (RG) algorithm along with its improved version, i.e., *Chow-Liu RG* (CLRG) algorithm to recover a latent Gaussian tree that is both *structural* and *risk* consistent [10], hence it recovers the *correct* value for the latent parameters. They introduced a *tree metric* as the negative *log* of the absolute value of pairwise correlations to perform the algorithm. Also, Shiers et al., in [12], characterized the correlation space of latent Gaussian trees and showed the necessary and sufficient conditions under which the correlation space represents a particular latent Gaussian tree. Note that the RG algorithm can be directly related to correlation space of latent Gaussian trees in a sense that it recursively checks certain constraints on correlations to converge to a latent tree with true parameters.

These methods have been shown successful in estimating latent parameters in terms of both modeling complexity and consistency. However, regardless of which inference algorithm is used, complete inference of the correct correlation signs (sign of edge-weights) from the observed data is impossible in latent Gaussian trees, since there is an intrinsic singularity issue with such models. It turns out that the sign singularity in latent Gaussian trees is due to the fact that these models in general are *non-identifiable*, whereas, a regular (non-singular) model is defined to be both *identifiable* and having a *positive definite metric* [13, p. 10]. We discuss such singularity issue in the following examples.

### A. Motivating Case Studies

*Example 1:* Consider a Gaussian tree shown in Figure 1. It consists of three observed variables  $X_1$ ,  $X_2$ , and  $X_3$  that are connected to each other through a single hidden node  $Y^{(1)}$ . Define  $\rho_{x_i y} = E[X_i Y]$  as the true correlation values between the input and each of the three output. Define  $B^{(1)} \in \{-1, 1\}$  as a binary variable that as we will see reflects the sign information of pairwise correlations. For the star structure shown in Figure 1, one may assume that  $B^{(1)} = 1$  to show the case with  $\rho'_{x_i y} = \rho_{x_i y}$ , while  $B^{(1)} = -1$  captures  $\rho''_{x_i y} = -\rho_{x_i y}$ , where  $\rho'_{x_i y}$  and  $\rho''_{x_i y}$ ,  $i \in \{1, 2, 3\}$ , are the recovered correlation values using certain inference algorithm such as RG [10]. It is easy to see that both recovered correlation values induce the same covariance matrix  $\Sigma_{\mathbf{x}}$ , showing the sign singularity issue in such a latent Gaussian tree. In particular, for each pairwise correlation  $\rho_{x_i x_j}$ , we have  $\rho_{x_i x_j} = \rho_{x_i y} \rho_{x_j y} = (B^{(1)})^2 \rho_{x_i y} \rho_{x_j y}$ , where the second equality is due to the fact

that regardless of the sign value, the term  $(B^{(1)})^2$  is equal to 1. Now, depending on whether we replace  $B^{(1)}$  with  $\{1, -1\}$ , we obtain  $\rho_{x_i x_j} = \rho'_{x_i y} \rho'_{x_j y} = \rho''_{x_i y} \rho''_{x_j y}$ .

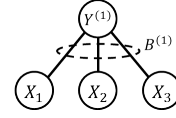


Fig. 1: A simple Gaussian tree with a hidden node  $Y^{(1)}$

We find that quantifying such information loss can further help us characterize the achievable rate region of rate tuples for latent sign and latent variable inputs. In fact, by modeling the latent Gaussian tree as a multi-layer communication channel, we propose a new successive encoding scheme to generate latent Gaussian tree, using the latent and sign variables at each layer as the inputs to the channel. Such encoding approach is *simple* in a sense that by relying on a latent Gaussian tree structure, it uses smaller number of parameters to generate the output vector. We will further discuss such efficiency using the following example.

*Example 2:* Again, consider a Gaussian tree shown in Figure 1. We may think of this Gaussian tree as a communication channel, where information flows from a Gaussian source  $Y^{(1)} \sim N(0, 1)$  through three communication channels  $p_{X_i|Y^{(1)}}(x_i|y^{(1)})$  with independent additive Gaussian noise variables  $Z_i \sim N(0, \sigma_{z_i}^2)$ ,  $i \in \{1, 2, 3\}$  to generate (dependent) outputs with  $\mathbf{X} \sim N(0, \Sigma_{\mathbf{x}})$ . We introduce  $B^{(1)} \in \{-1, 1\}$  as a binary Bernoulli random variable as another input to the channel, which reflects the sign information of pairwise correlations. Our goal is to characterize the achievable rate region and through an encoding scheme to synthesize Gaussian outputs with density  $q_{\mathbf{X}}(\mathbf{x})$  using only Gaussian inputs and through a channel with additive Gaussian noise, where the synthesized joint density  $q_{\mathbf{X}}(\mathbf{x})$  is indistinguishable from the true output density  $p_{\mathbf{X}}(\mathbf{x})$  as measured by *total variation metric* [3]. In particular, we characterize the common information [1] as  $C(\mathbf{X}) = \inf_{\tilde{\mathbf{Y}}} I(\mathbf{X}; \tilde{\mathbf{Y}})$ , where  $I(\mathbf{X}; \tilde{\mathbf{Y}})$  is the mutual information between the output  $\mathbf{X}$  and the input vector  $\tilde{\mathbf{Y}} = \{\mathbf{Y}, \mathbf{B}\}$ . This corresponds to finding the minimum achievable rate to synthesize the Gaussian output.

*Remark 1:* In characterizing the common information needed under latent Gaussian tree assumption, we show that the mutual information between the observable (i.e. output of a given Gaussian channel) and latent variables including both latent Gaussian and correlation sign variables, is only a function of output joint density. Hence, given output it cannot be further optimized. However, we show that to obtain the maximum rate region to synthesize the output, one may minimize the mutual information between observables and latent Gaussian variables only, which in turn will be equivalent to maximizing the conditional mutual information between the sign input and output given latent inputs, hence, showing the maximum amount of lost sign information. For example, consider the tree shown in Figure 1. We may minimize  $I(\mathbf{X}; Y^{(1)})$ , which in turn will be equivalent to maximizing

$I(\mathbf{X}; B^{(1)}|Y^{(1)})$ . In such settings, we show that the input  $\mathbf{B}$  and the output  $\mathbf{X}$  are independent, by which we provide another reason on why previous learning approaches [10], [12] are incapable of inferring the sign information.

*Remark 2:* Suppose for a moment, instead of using the tree structure, we simply used three independent normalized Gaussian inputs and by passing them through a filter, i.e., linear combination of inputs, we produce the desired output vector. While such setting seems appealing, note that more common information (in terms of common random bits) are needed to produce the desired statistics. This is due to the high quality of the channel (see *channel resolvability* [2]), i.e., the linear filter, which is noise-free that makes the common information maximized (since the input-output mutual information will be maximized). In contrast, our framework exploits the tree structure to further reduce rates needed for simulation. Moreover, to characterize the channel shown in Figure 1, one may need to introduce only three parameters  $\rho_{x_{iy}}$ , one for each edge, while the aforementioned *naive* approach needs nine parameters (basically each input is connected to all the outputs) to capture the dependency structure of output variables. This modeling efficiency will become more evident in more general and larger Gaussian trees, since in that case the naive approach faces with  $\mathcal{O}(n^2)$  parameters while our approach only needs  $\mathcal{O}(n+k)$  parameters (in the order of edge-set cardinality of the tree), where  $n$  and  $k$  are the number of outputs, and latent inputs, respectively. Such efficiency is captured by sparsity structure of transition matrix  $A_B$  between the input and output, which will be completely characterized in the subsequent section.

## B. Contributions

Our main contributions can be summarized as follows:

- We propose a proper multi-layer communication channel scheme to model any observable vector with covariance matrix  $\Sigma_{\mathbf{X}}$  that induces a latent Gaussian tree structure. We show that each layer accounts for a multiple input and multiple output (MIMO) channel with independent Gaussian noise elements to ensure conditional independence among outputs given input variables. We show that to capture the sign information loss, at each layer, we need to introduce proper sign input, and latent input vectors, which together can generate a desired output at the next layer.
- In our proposed modeling, we show the independence between the sign inputs and the outputs at each layer, and capture the amount of sign information loss which is measured by a properly defined conditional mutual information. We characterize the worst case scenario, i.e., the maximum amount of sign information loss, and prove that it happens for uniform parameters of Bernoulli sign inputs.
- We propose a novel successive encoding scheme, by which we synthesize any Gaussian vector that lies in a subspace of latent Gaussian trees. The proposed scheme is modeling-wise efficient, since by relying on the inferred latent tree structure it reduces the number of parameters needed at each step for output synthesis. We also characterize the

achievable rate regions for all the channels at each layer. Such rates characterize the necessary common information needed to synthesize the outputs at each layer.

- We prove that under the latent Gaussian tree assumption, the mutual information  $I(\mathbf{X}; \mathbf{Y}, \mathbf{B})$  is only a function of output's covariance matrix  $\Sigma_{\mathbf{X}}$ . We provide a general formula for such mutual information in a case of *leaf* outputs. We show that the quantity  $I(\mathbf{X}; \mathbf{Y})$  however, can be further minimized, and that its minimum coincides with the case with maximum amount of information loss. We provide our generalized mutual information metrics for multi-layer setting, and show that the proposed mutual information values can completely characterize the achievable rate region at each layer.

- Ultimately, through several case studies and by proposing a novel technique to properly *trace back* all the generated outputs at each and every layer, we provide a method to synthesize the whole latent tree distribution using only the top layer input variables, which act as the original source of common randomness needed to generate the whole latent Gaussian tree structure.

- In our previous work [14], we only characterized the achievable rate regions for output synthesis of the latent Gaussian trees with leaf observables, and with each hidden node only connected to the upper layer inputs. However, in this paper not only we provide a constructive proof for those subclass of Gaussian trees, but also we completely characterize the encoding scheme to synthesize any other latent Gaussian tree structure. Also, by relying on our proposed encoding schemes we aim to synthesize the entire structure of latent Gaussian trees.

## C. Paper Organization

The rest of the paper is organized as follows. Section II gives the problem formulation and models the sign singularity in latent Gaussian trees. In section III we first show a direct relation between the number of latent inputs and the needed sign input variables. Then, for any general Gaussian tree we prove that the common information  $C(\mathbf{X})$  is only a function of output statistics. In section IV we address the problem of layered synthesis of Gaussian trees through three different case studies, which cover all possible situations that may happen in such structures. General bounds on achievable rate tuples is characterized for all scenarios. We conclude the paper in Section V.

## II. PROBLEM FORMULATION

### A. The signal model of a single-layer latent Gaussian tree

Here, we suppose a latent graphical model, with  $\mathbf{Y} = [Y_1, Y_2, \dots, Y_k]'$  as the set of hidden variables,  $\mathbf{B} = \{B_1, \dots, B_m\}$ , with each  $B_i \in \{-1, 1\}$  being a binary Bernoulli random variable with parameter  $\pi_i = p(B_i = 1)$  to introduce sign variables, and  $\mathbf{X} = [X_1, X_2, \dots, X_n]'$  as the set of observed variables. We also assume that the underlying network structure is a *minimal* latent Gaussian tree [10], therefore, making the joint probability (under each sign

realization)  $p_{\mathbf{X}\mathbf{Y}|\mathbf{B}}$  be a Gaussian joint density  $N(\mu, \Sigma_{\mathbf{xy}|\mathbf{b}})$ , where the covariance matrix  $\Sigma_{\mathbf{xy}|\mathbf{b}}$  induces tree structure  $G_T(V, E, W)$ , where  $V$  is the set of nodes consisting of both vectors  $\mathbf{X}$  and  $\mathbf{Y}$ ;  $E$  is the set of edges; and  $W$  is the set of edge-weights determining the pairwise covariances between any adjacent nodes. In a minimal Gaussian tree we assume all the hidden variables have at least three neighbors [10], which results in ignoring all those singular cases where there can be arbitrarily redundant hidden variables added to the model without changing the observed joint density  $p_{\mathbf{X}}(\mathbf{x})$ . We consider normalized variances for all variables  $X_i \in \mathbf{X}$ ,  $i \in \{1, 2, \dots, n\}$  and  $Y_j \in \mathbf{Y}$ ,  $j \in \{1, 2, \dots, k\}$ . Such constraints do not affect the channel structure, and hence the independence relations captured by  $\Sigma_{\mathbf{xy}|\mathbf{b}}$ . Without loss of generality, we also assume  $\mu = \mathbf{0}$ , this constraint does not change the amount of information carried by the observed vector.

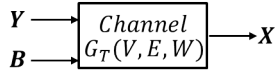


Fig. 2: A communication system with both sign and latent variables vectors as an input

We propose to adopt a MIMO communication system to characterize the relationship between input and output vectors, as shown in Figure 2. Assume  $\mathbf{Y}$  and  $\mathbf{B}$  as the input vectors,  $\mathbf{X}$  as the output vector, and the noisy channel to be characterized by the conditional probability distribution  $P_{\mathbf{X}|\mathbf{Y},\mathbf{B}}(\mathbf{x}|\mathbf{y}, \mathbf{b})$ , the signal model for such a channel can be written as follows,

$$\mathbf{X} = \mathbf{A}_{\mathbf{B}}\mathbf{Y} + \mathbf{Z} \quad (1)$$

where  $\mathbf{A}_{\mathbf{B}}$  is  $n \times k$  channel gain matrix that also carries the sign information vector  $\mathbf{B}$ , and  $\mathbf{Z} = [Z_1, \dots, Z_n]' \sim N(0, \Sigma_{\mathbf{z}})$  is the additive noise vector, with a diagonal covariance matrix  $\Sigma_{\mathbf{z}}$ , where the diagonal entries  $\sigma_{z_i}^2$  are the variances of  $Z_i$ . As we will see shortly, such modeling captures the independence between the output vector  $\mathbf{X}$  and the sign input  $\mathbf{B}$ , which as discussed is inherent to latent Gaussian trees. This is not the case, for the latent inputs, i.e., we will show that the mutual information between  $\mathbf{Y}$  and  $\mathbf{B}$  is non-zero, showing the dependence between these vectors. Also, note that we have not yet characterized the notion of multi-layer latent Gaussian tree and how it reforms to a multi-layer signal model; the model in (1) implicitly characterizes a single-layer Gaussian tree.

### B. The signal model of a multi-layer latent Gaussian tree

In order to propose the successive encoding scheme, we need to characterize the definition of *layers* in a latent Gaussian tree. We define the latent vector  $\mathbf{Y}^{(l)}$ , to be at layer  $l$ , if the shortest path between each latent input  $Y_i^{(l)} \in \mathbf{Y}^{(l)}$  and the observed layer (consisting the output vector  $\mathbf{X}$ ) is through  $l$  edges. In other words, beginning from a given latent Gaussian tree, we assume the output to be at layer  $l = 0$ , then we find its immediate latent inputs and define  $\mathbf{Y}^{(1)}$ , to cover all of

them. We iterate such procedure till we covered all the latent nodes up to layer  $L$ , i.e., the top layer. In such setting, the sign input vector  $\mathbf{B}^{(l)}$  with Bernoulli sign random variables  $B_i^{(l)} \in \mathbf{B}^{(l)}$  is assigned to the latent inputs  $\mathbf{Y}^{(l)}$ .

We adopt a communication channel to feature the relationship between each pair of successive layers, as follows,

$$\mathbf{Y}^{(l)} = \mathbf{A}_{\mathbf{B}}^{(l+1)}\mathbf{Y}^{(l+1)} + \mathbf{Z}^{(l+1)}, \quad l \in [0, L-1] \quad (2)$$

where  $\mathbf{A}_{\mathbf{B}}^{(l+1)}$  is the  $|\mathbf{Y}^{(l)}| \times |\mathbf{Y}^{(l+1)}|$  transition matrix that also carries the sign information vector  $\mathbf{B}^{(l+1)}$ , and  $\mathbf{Z}^{(l+1)} \sim N(0, \Sigma_{\mathbf{z}^{(l+1)}})$  is the additive Gaussian noise vector with independent elements, each corresponding to a different communication link from the input layer  $l+1$  to the output layer  $l$ . Hence, the outputs  $\mathbf{Y}^{(l)}$  at each layer  $l$ , are generated using the inputs  $\mathbf{Y}^{(l+1)}$  and  $\mathbf{B}^{(l+1)}$  at the upper layer. The case  $l = 0$ , is essentially for the outputs in  $\mathbf{X}$ , which will be produced using their top layer inputs. As we will see next, such modeling will be the basis for our successive encoding scheme. In fact, by starting from the top layer inputs  $L$ , at each step we generate the outputs at the lower layer, this will be done till we reach the observed layer to synthesize the Gaussian vector  $\mathbf{X}$ . Finally, note that in order to take all possible latent tree structures, we need to revise the ordering of layers in certain situations, which will be taken care of in their corresponding subsections. In fact, to propose a proper encoding scheme in such specific situations, we need to mix up certain groups of Gaussian outputs with another layers, which results in simulating outputs at different tree depths. For now, the basic definition for layers will be satisfactory.

## III. MUTUAL INFORMATION OF LAYERED SYNTHESIS CHANNELS WITH CORRELATION SIGN SINGULARITY

### A. Properties of sign information vector $\mathbf{B}$

As an example, consider the channel shown in Figure 1. Given enough samples from each of the outputs  $X_1, X_2$ , and  $X_3$ , one can estimate the pairwise correlations  $\rho_{x_i x_j}$ ,  $i, j \in \{1, 2, 3\}$  and use existing learning algorithms such as RG [10] to solve the corresponding signal model in (1) and to recover the values corresponding to correlations  $\rho_{y x_i}$ ,  $i \in \{1, 2, 3\}$ . Hence, we can completely characterize the entries in the matrix  $\mathbf{A}_{\mathbf{B}}$  (up to sign), and the variances regarding additive Gaussian noise variables  $Z_1, Z_2$ , and  $Z_3$ . However, one can only partially infer the sign, by observing the sign values corresponding to each  $\rho_{x_i x_j}$ ,  $i, j \in \{1, 2, 3\}$ . In particular, such an approach leads us into two equivalent cases with sign inputs  $b^{(1)}$  or  $-b^{(1)}$ , with the latter obtained by flipping the signs of all correlations  $\rho_{y x_i}$ ,  $i \in \{1, 2, 3\}$ . From [12], we know for the channel shown in Figure 1, we should have  $\rho_{x_1 x_2} \rho_{x_1 x_3} \rho_{x_2 x_3} > 0$ . Hence, there are totally two cases for  $\rho_{x_i x_j}$ ,  $i \neq j$ ,  $i, j \in \{1, 2, 3\}$  based on such constraint; either all of them are positive, or two of them are negative and the third one is positive. As a result, one can classify the sign singularity for the broadcast channel shown in Figure 1 into four groups, each consisting of two instances: either  $b^{(1)}$  or  $-b^{(1)}$ . For example, suppose we are given enough

samples to infer the latent structure shown in Figure 1, in which all the pairwise correlations  $\rho_{x_1x_2}$ ,  $\rho_{x_1x_3}$ , and  $\rho_{x_2x_3}$  are derived as positive values. However, we cannot further decide on whether all pairwise correlations  $\rho_{y_i x_j}$ ,  $i \in \{1, 2, 3\}$  are positive, or all of them are negative, i.e., the ambiguity to choose between  $b^{(1)}$  or  $-b^{(1)}$ . Figure 3 shows each group consisting of two Gaussian trees, in which the inferred correlation signs for  $\rho_{y_i x_j}$ ,  $i \in \{1, 2, 3\}$  are based on the signs of  $\rho_{x_i x_j}$ ,  $i, j \in \{1, 2, 3\}$ .

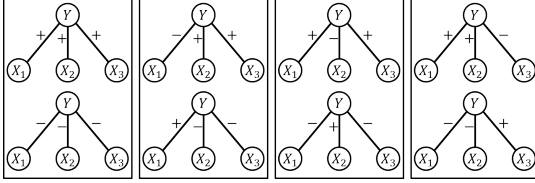


Fig. 3: Sign singularity in the star Gaussian tree at each group

Thus one may see that given only the observable vector  $\mathbf{X}$ , there is not enough information to distinguish  $\mathbf{b}$  from  $-\mathbf{b}$ , hence the correlations sign information is partially lost. In Theorem 1, whose proof can be found in Appendix A, we characterize the size and dependency relations of sign vectors for any general minimal latent Gaussian tree.

*Theorem 1:* (1) *The correlation values  $\rho_{y_i x_j}$  in regard to the outputs  $X_i$  that are connected to a single input, say  $Y$ , share an equivalent sign class, i.e., they either all belong to  $B = b$  or  $B = -b$ .*

(2) *Given the cardinality of input vector  $\mathbf{Y} = \{Y_1, Y_2, \dots, Y_k\}$  is  $k$ , then there are totally  $2^k$  minimal Gaussian trees with isomorphic structures, but with different correlation signs that induce the same joint density of the outputs, i.e., equal  $p_{\mathbf{X}}(\mathbf{x})$ .*

For example, in a Gaussian tree shown in Figure 1, there is only one hidden node  $Y^{(1)}$ , and we already know by previous discussions that there are two latent Gaussian trees with different sign values for  $B^{(1)}$ , which induce the same output joint density  $p_{\mathbf{X}}(\mathbf{x})$ . In more general cases the problem of assigning correlation sign variables is more subtle, where we clarify the approach using two examples, next.

In a Gaussian tree shown in Figure 4(a) there are two hidden nodes  $Y_1$  and  $Y_2$ . By Theorem 1, we know that there are 4 Gaussian trees with sign ambiguity. Also, from the first part in Theorem 1 we may introduce  $B_1^{(1)}$  to capture the correlation signs  $\rho_{x_1 y_1}$  and  $\rho_{x_2 y_1}$ , and  $B_2^{(1)}$  for the correlation signs  $\rho_{x_3 y_2}$  and  $\rho_{x_4 y_2}$ . We introduce  $B_{12}$  as the sign of  $\rho_{y_1 y_2}$ . Note that the link between the variables  $Y_1$  and  $Y_2$  are in both groups with common correlation sign, so we anticipate that  $B_{12}$  should be dependent on both  $B_1^{(1)}$  and  $B_2^{(1)}$ . Since we need to maintain the correlation signs regarding  $\rho_{x_i x_j}$ ,  $i \in \{1, 2\}$ ,  $j \in \{3, 4\}$ , hence the product  $B_1^{(1)} B_2^{(1)} B_{12}$  should maintain its sign. Thus, we have  $B_{12} = B_1^{(1)} B_2^{(1)}$ , so  $B_{12}$  is completely determined given  $B_1^{(1)}$  and  $B_2^{(1)}$ . Next, consider the Gaussian tree shown in Figure 4(b), in which there are six hidden inputs. Similar to the previous case, we can show that  $B_1^{(1)} B_2^{(1)} = B_1^{(2)} B_2^{(2)}$ ,

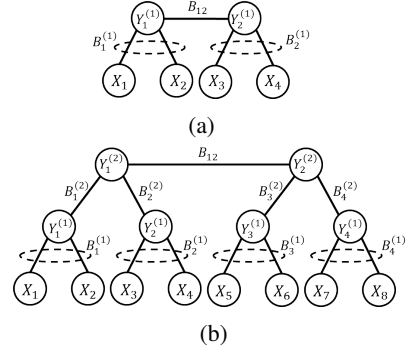


Fig. 4: Two possible cases to demonstrate the dependency relations of sign variables: (a) with two hidden inputs, and (b) with 4 hidden inputs at two layers

$B_3^{(1)} B_4^{(1)} = B_3^{(2)} B_4^{(2)}$ , and  $B_{12} = B_1^{(1)} B_1^{(2)} B_4^{(2)} B_4^{(1)}$ . Since there are nine sign values and three equality constraints, we have six free binary variables to represent all equivalent Gaussian trees under the constraint of sign ambiguity issues.

### B. Mutual Information Rate between Observables and Latent Variables

In [1], a *common information* of variables in  $\mathbf{X}$  is defined to be the minimum rate among all possible sources, through which we can generate the outputs  $\mathbf{X}$  with joint density  $q_{\mathbf{X}}(\mathbf{x})$  that is asymptotically close (measured by normalized KL-distance) to the true joint density  $p_{\mathbf{X}}(\mathbf{x})$ . Let us define  $\tilde{\mathbf{Y}} = \{\mathbf{Y}, \mathbf{B}\}$ , then the formalized problem has the following form:

$$\begin{aligned}
 C(\mathbf{X}) &= \inf_{p_{\tilde{\mathbf{Y}}}(\tilde{\mathbf{y}})} I(\mathbf{X}; \tilde{\mathbf{Y}}), \text{ s.t.,} \\
 &p_{\mathbf{X}, \tilde{\mathbf{Y}}}(\mathbf{x}, \tilde{\mathbf{y}}) \text{ induces a minimal Gaussian tree} \\
 &X_i \perp X_j | \tilde{\mathbf{Y}} \\
 &\sum_{\tilde{\mathbf{y}} \in \tilde{\mathcal{Y}}} p(\mathbf{x}, \tilde{\mathbf{y}}) = p_{\mathbf{X}}(\mathbf{x})
 \end{aligned} \tag{3}$$

Note that such optimization problem is defined for those output vectors  $\mathbf{X}$ , whose covariance matrix  $\Sigma_{\mathbf{X}}$  is in the subspace of positive definite matrices that induce a latent Gaussian tree. As discussed earlier, such subspace can be completely characterized by a systems certain inequalities (or equalities in certain cases) between pairwise covariance elements in  $\Sigma_{\mathbf{X}}$  [12]. Hence, all of the mutual information values should be evaluated under a given Gaussian tree  $G_T(V, E, W)$ . However, for simplicity we drop this notation in their expressions. Also, the *minimality* assumption on the Gaussian tree structure, indicates that in our case  $|\mathbf{X}| \geq 3$ , i.e., the number of observed variables should be at least three. In this setting, by Theorem 2, whose proof can be found in Appendix B, we show that regardless of the underlying Gaussian tree structure, there is no room to minimize  $I(\mathbf{X}; \tilde{\mathbf{Y}})$ .

*Theorem 2:* *Given  $p_{\mathbf{X}}(x) \sim N(0, \Sigma_{\mathbf{x}})$  and the settings in (3), the mutual information  $I(\mathbf{X}; \tilde{\mathbf{Y}})$  is only a function of  $\Sigma_{\mathbf{x}}$  and if the observable nodes are only leaf nodes, the mutual*

information is given by,

$$I(\mathbf{X}; \tilde{\mathbf{Y}}) = \frac{1}{2} \log \frac{|\Sigma_{\mathbf{x}}|}{\prod_{i=1}^n \left(1 - \frac{\rho_{x_i x_{j_i}} \rho_{x_i x_{k_i}}}{\rho_{x_{j_i} x_{k_i}}}\right)} \quad (4)$$

where for each  $X_i$ , we choose two other nodes  $X_{j_i}$ ,  $X_{k_i}$ , where all three of them are connected to each other through  $Y_{X_i}$  (i.e., one of their common ancestors), which is one of the hidden variables adjacent to  $X_i$ .

Intuitively, given  $\Sigma_x$  and any three outputs that have a common latent variable as their input, the correlation values between each output and the input is fixed, since varying one correlation results in varying the other correlations in the same direction, hence making the pairwise correlation between the other outputs change, which is impossible.

*Remark 3:* Theorem 2 indicates a special behavior of the mutual information under latent Gaussian tree assumption. In particular, given  $X_i$  and its latent parent  $Y_{X_i}$  we may end up with several options for  $X_{j_i}$  and  $X_{k_i}$ . However, it can be shown that in a subspace of correlations corresponding to latent Gaussian trees [12], all those distinct options result in a same value for the term  $\rho_{x_i x_{j_i}} \rho_{x_i x_{k_i}} / \rho_{x_{j_i} x_{k_i}}$ . In fact, we show that such terms are all equal to  $\rho_{x_i y_{pa_i}}^2 \in (0, 1)$ , for  $X_i \in \mathbf{X}$  and  $Y_{X_i} \in \mathbf{Y}^{(1)}$ . In other words, they characterize the correlation between each of the outputs  $X_i$  with its corresponding parent  $Y_{X_i}$  at the first layer.

*Remark 4:* One can show that due to conditional independence of the observable layer with all higher layers' inputs, given the first hidden layer inputs, we have  $I(\mathbf{X}; \mathbf{Y}, \mathbf{B}) = I(\mathbf{X}; \mathbf{Y}^{(1)}, \mathbf{B}^{(1)})$ , which further justifies our results in Theorem 2 one why in order to compute the overall mutual information between the observed and hidden variables, we only need the correlation values of them form  $\rho_{x_i y_{pa_i}}^2$  that are between the observables and their immediate parents. As we will see shortly, this argument can be easily generalized to a multi-layer case, in which to compute the mutual information between the outputs of each layer and the higher layer variables, we only need those inputs that are the parents of output variables, i.e., the variables in a single layer above the outputs.

In [6] the authors determined Wyner's common information for the case of latent star tree, with equal edge-weights (pairwise correlations). In Lemma 1, whose proof can be found in Appendix C we generalize their results to the case with arbitrary pairwise correlations.

*Lemma 1:* If  $\Sigma_{\mathbf{x}}$  induces a latent star structure with a latent node  $Y$ , then the mutual information is given by,

$$I(\mathbf{X}; \tilde{\mathbf{Y}}) = 1/2 \log \left[ 1 + \sum_{i=1}^n \frac{\rho_{x_i y}^2}{1 - \rho_{x_i y}^2} \right] \quad (5)$$

*Remark 5:* By (1), one may see that changing the sign vector  $\mathbf{B}$  does not influence the output vector  $\mathbf{X}$ , hence we can show that  $I(\mathbf{X}; \mathbf{B}) = 0$ . For example, consider the star model in Figure 1. Since the input elements  $Y_i \in \mathbf{Y}$  have zero means, so the conditional density becomes as  $p_{\mathbf{X}|\mathbf{B}}(\mathbf{x}|\mathbf{b}) \sim N(\mathbf{0}, \Sigma_{\mathbf{x}|\mathbf{b}})$ . By varying  $B_i \in \mathbf{B}$  we are just

flipping the conditional density around the origin, which does not change the corresponding conditional entropy  $h(\mathbf{X}|\mathbf{B})$ , hence making  $\mathbf{X}$  and  $\mathbf{B}$  independent. From the equality  $I(\mathbf{X}; \tilde{\mathbf{Y}}) = I(\mathbf{X}; \mathbf{B}) + I(\mathbf{X}; \mathbf{Y}|\mathbf{B})$  and above arguments, we know  $I(\mathbf{X}; \tilde{\mathbf{Y}}) = I(\mathbf{X}; \mathbf{Y}|\mathbf{B})$ , which explains why previous learning algorithms have neglected the sign ambiguity carried by the sign vector  $\mathbf{B}$  by assuming that the sign information is given and aiming to infer the model.

One may easily deduce the following,

$$I(\mathbf{X}; \tilde{\mathbf{Y}}) = I(\mathbf{X}; \mathbf{Y}, \mathbf{B}) = I(\mathbf{X}; \mathbf{Y}) + I(\mathbf{X}; \mathbf{B}|\mathbf{Y}) \quad (6)$$

The results in Theorem 2 combined with (6), suggests that by minimizing  $I(\mathbf{X}; \mathbf{Y})$ , one may eventually maximize  $I(\mathbf{X}; \mathbf{B}|\mathbf{Y})$ , i.e., quantifying the maximum amount of information loss on the sign input  $\mathbf{B}$ . As we will see shortly such minimum value completely determines the achievable rate region to simulate the output statistics. In Theorem 3, whose proof can be found in Appendix D we show that in order to minimize the mutual information  $I(\mathbf{X}; \mathbf{Y})$  the sign inputs should be uniformly distributed.

*Theorem 3:* Given the Gaussian vector  $\mathbf{X}$  with  $\Sigma_{\mathbf{x}}$  inducing a latent Gaussian tree, with latent parameters  $\mathbf{Y}$  and sign vector  $\mathbf{B}$  the optimal solution for  $\pi^* = \arg \max_{\pi \in [0, 1]^k} I(\mathbf{X}; \mathbf{Y})$  happens for uniform sign vector.

In other words, for all Bernoulli variables  $B_i \in \mathbf{B}$  for the optimal solution we should have  $\pi_i = 1/2$ . Proving this result, relies upon showing the convexity of mutual information  $I(\mathbf{X}; \mathbf{Y})$  with respect to certain injective functions of  $\pi_i$ . Then, we show that the minimum happens for the case where all such functions are equal, and by converting these values back to  $\pi$ -space we have the results.

Again, considering the successive encoding perspective, we are interested in generating the output vector  $\mathbf{Y}^{(l)}$ , using its upper layer inputs  $\mathbf{Y}^{(l+1)}$  and  $\mathbf{B}^{(l+1)}$  with minimum amount of necessary common randomness. However, note that as shown in previous examples, in general  $\mathbf{Y}^{(l)}$  follows a mixture Gaussian model, since its covariance matrix is dependent to the sign vector  $\mathbf{B}^{(l)}$ . Hence, in order to follow the same principles as in (3) the adopted common information is  $\inf_{p_{\mathbf{Y}^{(l+1)}}} I(\tilde{\mathbf{Y}}^{(l+1)}; \mathbf{Y}^{(l)}|\mathbf{B}^{(l)})$ , where conditioning on each realization of  $\mathbf{B}^{(l)}$  results in a Gaussian density for the output vector  $\mathbf{Y}^{(l)}$ . This is further discussed in detail, when we explain our successive encoding method in the next subsection. One may wonder whether the conditional independence and minimality constraints in (3) also hold in this case. We need to be cautious in assigning such constraints to a multi-layer scenario. In particular, considering each pair of input-output layers  $l+1$  and  $l$ , respectively, and by summing out all other layers, it is easy to see that one may end up with a non-tree structures (e.g. a clique), since by summing out all the nodes at the layers above, we essentially introduce new edges between the nodes at  $l+1$ -th layer. Each newly added intra-layer edge previously corresponded to one or more variable(s) are layers  $l+2$  and above which connected certain inputs at layer  $l+1$ . However, since by the results of Theorem 2 we know that the overall mutual information  $I(\mathbf{X}; \tilde{\mathbf{Y}})$  is only

a function of observed covariance matrix  $\Sigma_{\mathbf{x}}$ , so given such matrix, it is fixed, so we may conclude that although at some layers we may introduce non-tree structures at the input, but all the pairwise correlations in a new structure, given  $\Sigma_{\mathbf{x}}$  are fixed, since they are deduced from a latent tree and can be easily computed using the explained procedure in Remark 3. We have the following corollary,

*Corollary 1: Given  $p_{\mathbf{X}}(x) \sim N(0, \Sigma_{\mathbf{x}})$  and assuming  $p_{\mathbf{X}\tilde{\mathbf{Y}}}$  induces a minimal latent Gaussian tree, the input-output mutual information at layers  $l+1$  and  $l$ , i.e.,  $I(\tilde{\mathbf{Y}}^{(l+1)}; \mathbf{Y}^{(l)} | \mathbf{B}^{(l)})$  for  $l \in [0, L-1]$  is already determined by  $\Sigma_{\mathbf{x}}$ .*

Moreover, we need to deal with resulting violations of conditional independence at the output, since due to the presence of *internal nodes* at some layer below  $l$ -th layer, we may end up with possible non-tree structures (e.g. cliques) for the outputs at layer  $l$ . This situation is more serious since it violates the conditional independence of the outputs in  $\mathbf{Y}^{(l)}$ , given the inputs at  $\tilde{\mathbf{Y}}^{(l+1)}$ . Such problem is addressed in subsection IV-B, where to deal with such issue, we essentially need to introduce a new *pseudo-node* to the structure.

*Remark 6:* The way we defined each input-output relation in (2), we can use similar arguments as before to show the independence of each output vector  $\mathbf{Y}^{(l)} | \mathbf{B}^{(l)}$  with the sign input vector  $\mathbf{B}^{(l+1)}$ , since regardless of the sign input values the conditional output vectors remain jointly Gaussian.

#### IV. ACHIEVABLE RATE REGIONS FOR SYNTHESIS OF LATENT GAUSSIAN TREE WITH SUCCESSIVE ENCODING

In this section we provide mathematical formulations to address the following fundamental problem: using channel inputs  $\mathbf{Y}$  and  $\mathbf{B}$ , what are the rate conditions under which we can synthesize the Gaussian channel output  $\mathbf{X}$ , with a given  $p_{\mathbf{X}}(\mathbf{x})$ . We propose a successive encoding scheme on multiple layers that together induce a latent Gaussian tree, as well as the corresponding bounds on achievable rate tuples. The encoding scheme is efficient because it utilizes the latent Gaussian tree structure to simulate the output. In particular, without resorting to such learned structure we need to characterize  $\mathcal{O}(kn)$  parameters (one for each edge between a latent and output node and assuming there is no edge between outputs), while by considering the sparsity reflected in a tree we only need to consider  $\mathcal{O}(k+n-1)$  parameters (the edges of a tree).

Suppose we transmit input messages through  $N$  channel uses, in which  $t \in \{1, 2, \dots, N\}$  denotes the time index. We define  $\tilde{Y}_t^{(l)}[i]$  to be the  $t$ -th symbol of the  $i$ -th codeword, with  $i \in \{1, 2, \dots, M_{Y^{(l)}}\}$  where  $M_{Y^{(l)}} = 2^{NR_{Y^{(l)}}}$  is the codebook cardinality, transmitted from the existing  $k_l$  sources at layer  $l$ . We assume there are  $k_l$  sources  $Y_j^{(l)}$  present at the  $l$ -th layer, and the channel has  $L$  layers. We can similarly define  $\tilde{B}_t^{(l)}[k]$  to be the  $t$ -th symbol of the  $k$ -th codeword, with  $k \in \{1, 2, \dots, M_{B^{(l)}}\}$  where  $M_{B^{(l)}} = 2^{NR_{B^{(l)}}}$  is the codebook cardinality, transmitted from the existing  $k_l$  sources at layer  $l$ . For *sufficiently large* rates  $R_{\mathbf{Y}} = [R_{Y^{(1)}}, R_{Y^{(2)}}, \dots, R_{Y^{(L)}}]$  and  $R_{\mathbf{B}} = [R_{B^{(1)}}, R_{B^{(2)}}, \dots, R_{B^{(L)}}]$  and as  $N$  grows the output density of synthesized channel converges to  $p_{\mathbf{X}^N}(\mathbf{x}^N)$ , i.e.,  $N$  i.i.d realization of the given output density  $p_{\mathbf{X}}(\mathbf{x})$ . In

other words, the average total variation between the two joint densities vanishes as  $N$  grows [3],

$$\lim_{N \rightarrow \infty} E \|q(\mathbf{x}_1, \dots, \mathbf{x}_N) - \prod_{t=1}^N p_{\mathbf{X}_t}(\mathbf{x}_t)\|_{TV} \rightarrow 0 \quad (7)$$

where  $q(\mathbf{x}_1, \dots, \mathbf{x}_N)$  is the synthesized channel output, and  $E \|\cdot\|_{TV}$ , represents the average total variation. In this situation, we say that the rates  $(R_{\mathbf{Y}}, R_{\mathbf{B}})$  are *achievable* [3].

In what follows we provide the achievable rate regions to synthesize the output statistics  $p_{\mathbf{X}}(\mathbf{x})$ , and show the achievability proof for three distinct cases that together cover all possible varieties that may happen in latent Gaussian tree structures. For simplicity of notation, we drop the symbol index and use  $Y_t^{(l)}$  and  $B_t^{(l)}$  instead of  $\tilde{Y}_t^{(l)}[i]$  and  $\tilde{B}_t^{(l)}[k]$ , respectively, since they can be understood from the context.

##### A. A Basic Case Study

In this case, we assume that the nodes at each layer are only connected to the nodes at upper/lower layers. In other words, there is no edge between the nodes at the same layer, and they are connected to each other through one or several nodes at the upper layers. Moreover, by deleting all the nodes at the lower layer, all the nodes at current layer should become leaves. To better clarify our approach, it is best to begin the synthesis discussion by several illustrative examples

*Example 3:* Consider a latent star topology with Gaussian source  $Y^{(1)}$  and sign input  $B^{(1)}$ , with corresponding output vector  $\mathbf{X} = [X_1, X_2, \dots, X_n]$ . This can be modeled as

$$\begin{bmatrix} X_{1,t} \\ X_{2,t} \\ \vdots \\ X_{n,t} \end{bmatrix} = \begin{bmatrix} \alpha_1 \\ \alpha_2 \\ \vdots \\ \alpha_n \end{bmatrix} B_t^{(1)} Y_t^{(1)} + \begin{bmatrix} Z_{1,t} \\ Z_{2,t} \\ \vdots \\ Z_{n,t} \end{bmatrix}, \quad t \in \{1, 2, \dots, N\} \quad (8)$$

A special case for such broadcast channel is shown in Figure 1, where the channel has only three outputs  $X_1, X_2$ , and  $X_3$ . In the following Corollary we provide the achievable rate region for the broadcast channel. As we will show later, this is a special case in Theorem 4, which is due to soft covering lemma and the results in [3].

*Corollary 2: For the latent star topology characterized by (8), the following rates are achievable,*

$$\begin{aligned} R_{Y^{(1)}} + R_{B^{(1)}} &\geq I(\mathbf{X}; Y^{(1)}, B^{(1)}) \\ R_{Y^{(1)}} &\geq I(\mathbf{X}; Y^{(1)}) \end{aligned} \quad (9)$$

Note that the sum of the rates  $R_{Y^{(1)}} + R_{B^{(1)}}$  is lower bounded by  $I(\mathbf{X}; Y^{(1)}, B^{(1)})$ , which by Theorem 2 is fixed. However, the minimum rate for  $R_{Y^{(1)}}$  is achieved by  $\min_{Y^{(1)}} I(\mathbf{X}; Y^{(1)})$ . Also due to Theorem 3 we know that the optimal solution occurs when  $B^{(1)}$  is uniformly distributed, i.e.,  $\pi_1 = 1/2$ . Figure 5 shows the general shape of the achievable rate region in this case.

The synthesis scheme first begins by choosing codewords to send, which is done by randomly picking codeword indices  $y \in [1, 2^{NR_Y}]$  and  $b \in [1, 2^{NR_B}]$ . Then the chosen codeword  $\tilde{y}^N(y, b)$  is sent through  $n$  communication channels  $P_{X_i | \tilde{Y}}$

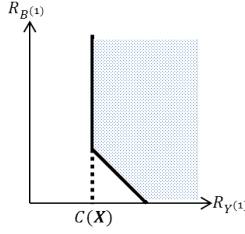


Fig. 5: Achievable region for  $R_{Y^{(1)}}$  and  $R_{B^{(1)}}$

for  $i \in [1, n]$ , and through  $N$  channel uses to generate the outputs  $X_i^N$ . We will later see that the simulated statistics approaches the desired statistics  $p_{\mathbf{X}}$  in terms vanishing total variation distance. Figure 6 shows the encoding scheme for this case.

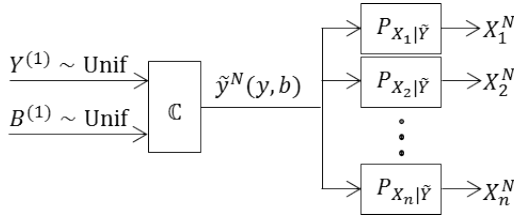


Fig. 6: The encoding scheme to simulate the output statistics that induce a latent Gaussian tree

We may compute the synthesized output as follows,

$$q(\mathbf{x}_1, \dots, \mathbf{x}_N) = \frac{1}{M_{\mathbf{B}}} \frac{1}{M_{\mathbf{Y}}} \sum_{i=1}^{M_{\mathbf{Y}}} \sum_{k=1}^{M_{\mathbf{B}}} \prod_{t=1}^N p_{\mathbf{X}|\mathbf{Y}, \mathbf{B}}(\mathbf{x}_t | \mathbf{y}_t[i] \mathbf{b}_t[k]) \quad (10)$$

where  $M_{\mathbf{B}} = 2^{NR_{\mathbf{B}}}$  and  $M_{\mathbf{Y}} = 2^{NR_{\mathbf{Y}}}$  are the total number of input messages for sources  $\mathbf{B}$  and  $\mathbf{Y}$ , respectively. Also, the distribution  $p_{\mathbf{X}|\mathbf{Y}, \mathbf{B}}(\mathbf{x}_t | \mathbf{y}_t[i] \mathbf{b}_t[k])$  represents each channel use  $t$  for corresponding input messages, and can be computed via signal model in (1).

*Example 4:* Consider the channel shown in Figure 4(a). In this case, we are given two hidden inputs  $Y_1^{(1)}$  and  $Y_2^{(1)}$ , and by previous arguments we know  $\mathbf{B}^{(1)} = \{B_1^{(1)}, B_2^{(1)}, B_{12}\}$  with  $B_{12} = B_1^{(1)} B_2^{(1)}$ , completely determined by  $B_1^{(1)}$  and  $B_2^{(1)}$ , which may act independently. We may write,

$$\begin{bmatrix} X_{k,t} \\ X_{l,t} \end{bmatrix} = \begin{bmatrix} \alpha_{j,k} \\ \alpha_{j,l} \end{bmatrix} B_{j,t}^{(1)} Y_{j,t}^{(1)} + \begin{bmatrix} Z_{k,t} \\ Z_{l,t} \end{bmatrix}, \quad t \in \{1, 2, \dots, N\} \quad (11)$$

where for  $j \in \{1, 2\}$ ,  $(k, l) \in \{(1, 2), (3, 4)\}$ , which shows each group of outputs corresponding to each of the inputs. Here, two inputs  $Y_1^{(1)}$  and  $Y_2^{(1)}$  are dependent and their pairwise correlation can be computed via  $E[Y_1^{(1)} Y_2^{(1)} | \mathbf{B}^{(1)}] = \gamma_{12} B_{12} = \gamma_{12} B_1^{(1)} B_2^{(1)}$ , in which  $\gamma_{12}$  determines the degree of correlation and is learned by certain inference algorithms, e.g., RG or CLRG [10]. Note that the dependency relation of symbols  $Y_{1,t}^{(1)}$  and  $Y_{2,t}^{(1)}$  follows a Gaussian mixture model,

since their covariance is a function of binary inputs  $B_{1,t}^{(1)}$  and  $B_{2,t}^{(1)}$ . But, note that in a given codebook consisting of  $M_{\mathbf{Y}^{(1)}} \times M_{\mathbf{B}^{(1)}}$  codewords, for each realization of  $\mathbf{b}_{3,t}^{(1)} = \mathbf{b}_{1,t}^{(1)} \mathbf{b}_{2,t}^{(1)}$  the joint density of  $\mathbf{Y}_t^{(1)}$  is Gaussian. Hence, one may divide the codebook  $\mathbb{C}$  into two parts  $\mathbb{S}_i$ ,  $i \in \{1, 2\}$ , in which each part follows a specific Gaussian density with covariance values  $E[Y_{k,t}^{(1)} Y_{l,t}^{(1)} | \mathbf{b}^{(1)}] = \gamma_{kl} b_{1,t}^{(1)} b_{2,t}^{(1)}$ . Note that such sub-block encoding guarantees the independence between the synthesized output vector and the sign input vector  $\mathbf{B}$ . The achievable region can be obtained from (9), and by replacing  $Y^{(1)}$  with  $\{Y_1^{(1)}, Y_2^{(1)}\}$  and  $B^{(1)}$  with  $\{B_1^{(1)}, B_2^{(1)}\}$ . Similarly, by Theorem 3 we may conclude that the optimal solution  $(\pi_1^*, \pi_2^*)$  to  $\arg \max_{\pi_1, \pi_2} I(\mathbf{X}; \mathbf{B} | \mathbf{Y})$  is at  $(1/2, 1/2)$ .

Next, we address more general cases, where we are having a multi-layered latent Gaussian tree, with no edge between the variables at the same layer. In other words, the variables at each layer are conditionally independent of each other given the variables at their upper layer. Moreover, by deleting all the nodes at the lower layer, all the nodes at current layer should become leaves. This, in turn forms a *hyper-chain* structure for latent Gaussian tree, where the *hyper-nodes* consist of every variable at the same layer, and *hyper-edges* are the collection of links connecting each the nodes at each adjacent layer. Figure 7 shows the general encoding scheme to be used to synthesize the output vector. At each layer  $i$ , we define  $\tilde{\mathbf{Y}}^{(i)} = \{\mathbf{Y}^{(i)}, \mathbf{B}^{(i)}\}$  to be the combination of input vectors. This situation is a little more subtle than the previous single-layered cases, since we need to be more cautious on specifying the rate regions as well as the encoding scheme.

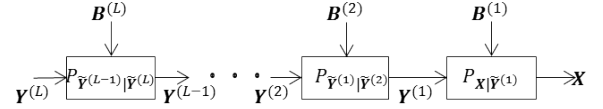


Fig. 7: Multi-layered output synthesis

*Example 5:* To clarify, consider the case shown in Figure 4(b), in which the Gaussian tree has two layers of inputs. Similar as previous cases we may write the encoding scheme, through which we can write the pairwise covariance between inputs at the first layer as  $E[Y_{k,t}^{(1)} Y_{l,t}^{(1)} | \mathbf{B}^{(1)}] = \gamma_{kl} B_{k,t}^{(1)} B_{l,t}^{(1)}$ , in which  $k \neq l \in \{1, 2, 3, 4\}$ . By the previous example, we know that the input vector  $\mathbf{Y}_t^{(1)}$  becomes Gaussian for each realization of  $\mathbf{B}_t^{(1)} = \{\mathbf{b}_{1,t}^{(1)}, \mathbf{b}_{2,t}^{(1)}, \mathbf{b}_{3,t}^{(1)}, \mathbf{b}_{4,t}^{(1)}\}$ . Hence, one may divide the codebook  $\mathbb{C}$  into  $2^4 = 16$  parts  $\mathbb{S}_i$ ,  $i \in \{1, 2, \dots, 16\}$ , in which each part follows a specific Gaussian density with covariance values  $E[Y_{k,t}^{(1)} Y_{l,t}^{(1)} | \mathbf{b}^{(1)}] = \gamma_{kl} b_{k,t}^{(1)} b_{l,t}^{(1)}$ ,  $k \neq l \in \{1, 2, 3, 4\}$ . Now, for each subset, at the second layer we are dealing with the case shown in Figure 4(a), which has been resolved. Thus, the lower bound on the possible rates in the second layer are,

$$\begin{aligned} R_{\mathbf{Y}^{(2)} | \mathbf{B}^{(1)}} &\geq I(\mathbf{Y}^{(1)}; \mathbf{Y}^{(2)} | \mathbf{B}^{(1)}) \\ R_{\mathbf{Y}^{(2)} | \mathbf{B}^{(1)}} + R_{\mathbf{B}^{(2)} | \mathbf{B}^{(1)}} &\geq I(\mathbf{Y}^{(1)}; \mathbf{Y}^{(2)}, \mathbf{B}^{(2)} | \mathbf{B}^{(1)}) \quad (12) \end{aligned}$$



This is due to the fact that we compute subsets of codebook for each realization of  $\mathbf{B}^{(1)}$ . Let us elaborate the encoding scheme in this case, which will serve as a foundation for our successive encoding scheme proposed in the next example.

For a moment, only consider the latent inputs at each layer without being concerned about the sign issues. We begin with the top layer, where using the input  $\mathbf{Y}^{(2)}$  we will synthesize the outputs  $\mathbf{Y}^{(1)}$ . The necessary number of codewords needed is  $M_{\mathbf{Y}^{(2)}} = 2^{NR_{\mathbf{Y}^{(2)}|\mathbf{B}^{(1)}}}$ , where the rate in the exponent is lower bounded and characterized using (12). Now, similar to previous *single-layer* cases, by randomly picking a codeword and sending it through an appropriate channels and through  $N$  channel uses, we obtain a sample output vector  $(\mathbf{Y}^{(1)})^N$ . At the next step, through which using  $\mathbf{Y}^{(1)}$  inputs the outputs  $\mathbf{X}$  are generated, we know we need to generate enough codewords, i.e.,  $M_{\mathbf{Y}^{(1)}}$  that can be characterized by Corollary 2, to synthesize the output vector. However, this is done indirectly using  $\mathbf{Y}^{(2)}$ , namely, the top layer inputs, since the middle layer inputs  $\mathbf{Y}^{(1)}$  are generated using the top layer inputs. Hence, to achieve the needed rate (necessary codebook size) at this iteration, we randomly draw a codeword from the top layer codebook, send it through  $N$  channel uses to obtain a codeword at middle layer. Note that this time, we iterate this procedure  $M_{\mathbf{Y}^{(1)}}$  times, since we need to achieve the necessary codebook size for the inputs  $\mathbf{Y}^{(2)}$  to synthesize the output  $\mathbf{X}$ . Then, due to soft covering lemma, this codebook size is sufficient to generate the desired output statistics for  $\mathbf{X}$ , with vanishing TV distance. Although under certain circumstances, i.e.,  $M_{\mathbf{Y}^{(2)}} > M_{\mathbf{Y}^{(1)}}$ , we may then pick several redundant codewords from the top layer bin, however, due to channel randomness (due to presence of the Gaussian noise), it is unlikely to get exactly the same codewords for the middle layer inputs. Figure 8, shows the described successive encoding procedure.

Now, instead, assume that we took a *simpler* alternative encoding approach: Once we randomly draw a codeword from the top layer bin, and by sending it through the channel to obtain a codeword for a middle layer input, we use this codeword as an input by immediately sending it through the second layer of channels to get the output samples  $\mathbf{X}^N$ . However, such approach is problematic in certain conditions. For example, if  $M_{\mathbf{Y}^{(1)}} > M_{\mathbf{Y}^{(2)}}$ , then using such approach results in violating the soft covering conditions for generating the middle layer outputs using the top layer inputs, since the necessary codebook size of  $M_{\mathbf{Y}^{(1)}}$  will never be achieved. This way, one cannot claim that the middle output statistics is covered, hence, such alternative scheme does not achieve a vanishing total variation distance.

In general, the output at the  $l$ -th layer  $\mathbf{Y}^{(l)}$  is synthesized by  $\mathbf{Y}^{(l+1)}$  and  $\mathbf{B}^{(l+1)}$ , which are at layer  $l+1$ . This is done through iterating the successive encoding scheme described above. In particular, looking from the bottom layer (output layer), the vector  $\mathbf{X}$  is synthesized using the upper layer inputs  $\mathbf{Y}^{(1)}$ . However, such inputs themselves are generated using their upper layer variables  $\mathbf{Y}^{(2)}$ . This procedure is continued till we reach the top layer nodes. In particular, looking at

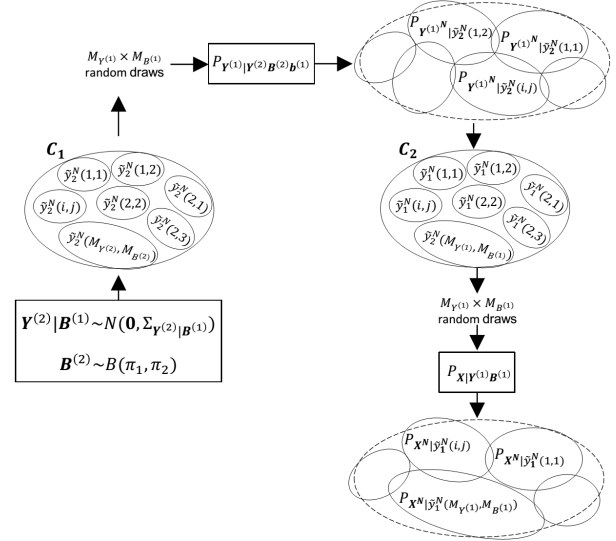


Fig. 8: The proposed encoding scheme used for a Gaussian tree shown in 4(b). The codebook size  $|C_1|$  at the top layer with shown corresponding distribution is determined by the input-output mutual information in the channel  $p_{\mathbf{Y}^{(1)}|\mathbf{Y}^{(2)}\mathbf{B}^{(2)},\mathbf{b}^{(1)}}$ . We use the top layer inputs, to first randomly draw the codewords, and by passing them through  $p_{\mathbf{Y}^{(1)}|\mathbf{Y}^{(2)}\mathbf{B}^{(2)}}$  for a given  $\mathbf{B}^{(1)} = \mathbf{b}^{(1)}$ , we produce the codebook  $C_2$  for the middle layer inputs, which its necessary size to cover the output vector's joint density is characterized by the input-output mutual information in the channel  $p_{\mathbf{X}|\mathbf{Y}^{(1)}\mathbf{B}^{(1)}}$ .

each layer outputs, we need to consider its top two layers to achieve necessary codebook sizes and appropriate codewords in our successive encoding scheme. Therefore, we only need Gaussian sources at the top layer  $L$  and Bernoulli sources  $B^{(l)}$  for each layer  $l$  to gradually synthesize the output that is close enough to the true observable output, measured by total variation. In Theorem 4, whose proof can be found in Appendix E we obtain the achievable rate region for multi-layered latent Gaussian tree, while taking care of sign information as well, i.e., at each layer dividing a codebook into appropriate sub-blocks capturing each realization of sign inputs.

*Theorem 4: For a latent Gaussian tree having  $L$  layers, and forming a hyper-chain structure, the achievable rate region is characterized by the following inequalities for each layer  $l$ ,*

$$\begin{aligned} R_{\mathbf{B}^{(l+1)}} + R_{\mathbf{Y}^{(l+1)}} &\geq I[\mathbf{Y}^{(l+1)}, \mathbf{B}^{(l+1)}; \mathbf{Y}^{(l)} | \mathbf{B}^{(l)}] \\ R_{\mathbf{Y}^{(l+1)}} &\geq I[\mathbf{Y}^{(l+1)}; \mathbf{Y}^{(l)} | \mathbf{B}^{(l)}], \quad l \in [0, L-1] \end{aligned} \quad (13)$$

where  $l=0$  shows the observable layer, in which there is no conditioning needed, since the output vector  $\mathbf{X}$  is already assumed to be Gaussian. Notice that using Theorem 2, we can partially characterize the first lower bound on the sum of rates, since this is a fixed quantity, given the observables covariance matrix; however, characterizing the minimum lower bound on each of the rates  $R_{\mathbf{Y}^{(l+1)}}$  due to presence of mixture Gaussian inputs  $\mathbf{Y}^{(l+1)}$  is a hard problem to solve. We refer the reader

to [15] for further results on mixture Gaussian variables.

*Remark 7:* Note that as we described previously, we synthesize each  $Y^{(l)}$  for a given  $B^{(l)} = b$ . Hence, to obtain the overall statistics we have  $q_{Y^{(l)}} = \sum_b q_{Y^{(l)}|B^{(l)}} p(B^{(l)} = b)$ , where the summation is over all possible sign combinations for layer  $Y^{(l)}$ , i.e.,  $2^{|Y^{(l)}|}$ . Certainly, this number becomes exponentially large if  $n$  is large. However, note that as  $N \rightarrow \infty$  each synthesized output (for each given  $B^{(l)} = b$ ) become arbitrarily close to zero, while the number of sub-blocks of codebooks is always a finite number. Hence, overall  $q_{Y^{(l)}}$  becomes arbitrarily close to the desired statistics.

### B. The case with observables adjacent with more than one latent variable

Here, we consider more general cases, which may allow nodes at each layer to have more than one neighbor from upper layer. This way, by deleting the nodes at the lower layer, we may end up with several internal (non-leaf) nodes at the current layer. We need to propose a revised achievability proof to characterize the achievable rate region. To clarify our approach, consider the following Example.

*Example 6:* Consider the case shown in Figure 9. This is a double layer latent Gaussian tree, with  $X_6$  as an internal node. As it can be seen, after the first step by summing out  $X_6$ , we created a clique at the next layer. This is not a latent Gaussian tree structure anymore. In fact, this can be seen as a *junction tree* structure. The problem with such structure is that, given the nodes at upper layer, i.e.,  $Y_1^{(2)}$ , the nodes at the lower layer, i.e.,  $Y_i^{(1)}$ ,  $i \in [2, 4]$  are not conditionally independent anymore. This, violates some of the constraints in the achievability results in Theorem 4.

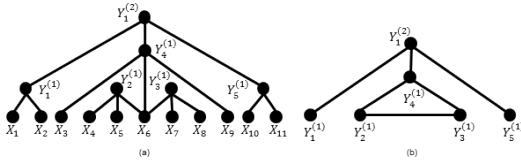


Fig. 9: (a) The original two layered Gaussian tree (b) Obtained graph after the first iteration

To address such problem, we introduce another *latent pseudo-node*,  $Y_2^{(2)}$  and connect it to all the nodes forming the clique, as it is shown in Figure 10

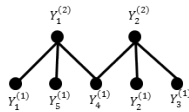


Fig. 10: The intermediate step needed to address the internal node issue: By adding a pseudo node  $Y_2^{(2)}$  we break the clique and turn it into a tree structure again

Note that we certainly can represent the formed clique via a latent Gaussian tree (star tree), since from the first iteration we already know that the hidden nodes at the first layer are

connected to each other through  $X_6$ . So, now after adding the *pseudo-node*  $Y_2^{(2)}$ , we know that the following equality holds for the new correlations  $\rho_{y_2^{(2)}, y_i^{(1)}} = \rho_{x_6 y_i^{(1)}}$ ,  $i \in [2, 4]$ . Hence, we may see  $Y_2^{(2)}$  as the *mirror* node to  $X_6$ , which is added to the nodes in the second layer. Finally, we only need to update the set of nodes at the second layer to  $Y^{(2)} = \{Y_1^{(2)}, Y_2^{(2)}\}$ .

*Remark 8:* In general, the encoding scheme will remain the same as the basic case, with one tweak: at each layer  $l + 1$  we may need to perform an intermediate step, in which we transform cliques into latent trees (star structure), by adding enough pseudo-nodes to the set of upper layer latent nodes. The sufficient number of pseudo nodes to be added should be the same as the number of internal nodes at layer  $l$ . Through such procedure, due to the addition of new nodes (the pseudo nodes) both the corresponding rates  $R_{Y^{(l+1)}}$  and  $R_{B^{(l+1)}}$ , and consequently the achievable rate regions will be changed to the following.

$$\begin{aligned} R_{B^{(l+1)}} + R_{Y^{(l+1)}} &\geq I[\mathbf{Y}^{(l+1)}, \mathbf{B}^{(l+1)}; \mathbf{Y}^{(l)} | \mathbf{B}^{(l)}] \\ R_{Y^{(l+1)}} &\geq I[\mathbf{Y}^{(l+1)}; \mathbf{Y}^{(l)} | \mathbf{B}^{(l)}] \end{aligned} \quad (14)$$

where  $\mathbf{Y}^{(l+1)} = \mathbf{Y}^{(l+1)} \cup \mathbf{Y}_p^{(l)}$  and  $\mathbf{B}^{(l+1)} = \mathbf{B}^{(l+1)} \cup \mathbf{B}_p^{(l)}$  are the new input vectors at layer  $l + 1$ , with  $\mathbf{Y}_p^{(l)}$  and  $\mathbf{B}_p^{(l)}$ , being the newly added pseudo latent and sign inputs.

### C. The case with observables at different layers

Consider a case where an edge is allowed between the variables at the same layer. In this situation we violate a conditional independence constraint used in achievability proof of the basic case, since due to presence of such intra-layer links, given the upper layer inputs, the conditional independence of lower layer outputs is no guaranteed. However, again by revising the proof procedure we may show the achievability results in this case as well. To address this issue we need to reform the latent Gaussian tree structure by choosing an appropriate root such that the variables in the newly introduced layers mimic the basic scenario, i.e., having no edges between the variables at the same layer. In particular, we begin with the top layer nodes, and as we move to lower layers we seek each layer for the adjacent nodes at the same layer, and move them to a newly added layer in between the upper and lower layers. This way, we introduce new layers consisting of those special nodes, but this time we are dealing with a basic case. Note that such procedure might place the output variables at different layers, i.e., all the output variables are not generated using inputs at a single layer. We only need to show that using such procedure and previously define achievable rates, one can still simulate output statistics with vanishing total variation distance. To clarify, consider the following Example.

*Example 7:* Consider the case shown in Figure 11.

As it can be seen, there are two adjacent nodes in the first layer, i.e.,  $Y_3^{(1)}$  and  $Y_4^{(1)}$  are connected. Using the explained procedure, we may move  $Y_4^{(1)}$  to another newly introduced layer, then we relabel the nodes again to capture the layer orderings. The reformed Gaussian tree is shown in Figure 12.

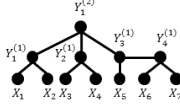


Fig. 11: Latent Gaussian tree with adjacent nodes at layer 1

In the new ordering, the output variables  $X_6$  and  $X_7$  will be synthesized one step after other inputs. The input  $Y_1^{(3)}$  is used to synthesize the outputs vector  $\mathbf{Y}^{(2)}$ , which such vector used to generate the first layer outputs, i.e.,  $X_1$  to  $X_5$  and  $Y_1^{(1)}$ . At the last step, the input  $Y_1^{(1)}$  will be used to simulate the output pair  $X_6$  and  $X_7$ . By Theorem 4 we know that both simulated densities regarding to  $q_{X_1^N, X_2^N, X_3^N, X_4^N, X_5^N}$  and  $q_{X_6^N, X_7^N}$  approach to their corresponding densities as  $N$  grows. We need to show that the overall simulated density  $q_{\mathbf{X}^N}$  also approaches to  $\prod_{t=1}^N p_{\mathbf{X}}(\mathbf{x}_t)$  as well.

We need to be extra cautious in keeping the joint dependency among the generated outputs at different layers: For each pair of outputs  $(X_6^N, X_7^N)$ , there exists an input codeword  $(Y_1^1)^N$ , which corresponds to the set of generated codewords  $(X_1^N, X_2^N, X_3^N, X_4^N, X_5^N)$ , where together with  $(Y_1^1)^N$  they are generated using the second layer inputs. Hence, in order to maintain the overall joint dependency of the outputs, we always need to match the correct set of outputs  $X_1^N$  to  $X_5^N$  to each of the output pairs  $(X_6^N, X_7^N)$ , where this is done via  $(Y_1^1)^N$ .

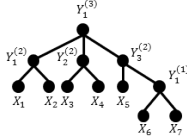


Fig. 12: Another layer introduced to address the issue

In general, we need to keep track of the indices of generated output vectors at each layer and match them with corresponding output vector indices at other layers. This is shown in Lemma 2, whose proof can be found in Appendix F,

*Lemma 2: For a latent Gaussian tree having  $L$  layers, and not containing an internal node at any iteration, by rearranging each layer so that there is no intra-layer edges, the achievable rate region at each layer  $l$  is characterized by the same inequalities as in (13).*

By Lemma 2 we may easily extend our results and show that, interestingly, to generate a latent Gaussian tree, we only need its top layer nodes, acting as common random sources to synthesize the entire Gaussian tree structure.

*Corollary 3: Given any latent Gaussian tree consisting of  $L$  hidden layers along with an output vector  $\mathbf{X}$ , by combining the aforementioned procedures described in the last three subsections and using only the top layer inputs, i.e., the inputs at the  $L$ -th layer, the entire set of nodes in a latent Gaussian tree can be synthesized if the rates at each layer satisfy the constraints captured in (13).*

The key to the proof is to reform the entire Gaussian tree structure, in a way that avoids intra-layer connections between the inputs. Then, beginning from the top layer we synthesize the nodes at each layer using the upper layer inputs and necessary codebook rates. At each layer to handle the possible internal nodes at the next layer we introduce appropriate pseudo-inputs. Last but not least, we need to keep track of input-output codewords relationship, similar to what we did in Lemma 2. In particular, considering each particular layer outputs, we keep track of the corresponding input codeword, that generated such output. However, such input vector is produced by a particular codeword at its upper layer. This procedure should always hold from the top to the bottom of latent Gaussian tree, in order to keep a valid joint dependency among the variables at every layer.

So far we discussed an effective approach in which not only any Gaussian output vector  $\mathbf{X}$  can be synthesized, but also how we can simulate the entire latent Gaussian tree using only the top layer inputs, which act as a common randomness needed to produce such tree. Note that, the top layer nodes, without considering any other node in a tree, will certainly form a chain (or a single node in a special case) structure.

## V. CONCLUSION

In this paper, we studied the sign singularity of latent Gaussian trees, which results in partially losing the correlation signs information in the recovered model. We then formulated a Gaussian synthesis problem through layered forwarding channels to synthesize the observed data. Then we deduced an interesting conclusion under which maximizing the achievable rate region also resulted in quantifying the maximum amount of lost information on pairwise correlation signs. Through three different case studies we found the achievable rate regions to correctly synthesize the Gaussian output, satisfying specific set of constraints. Our layered encoding approach is shown to be efficient and accurate in terms of reduced required number of parameters needed to simulate the output statistics, and its closeness to the desired statistics in terms of total variation distance.

## REFERENCES

- [1] A. D. Wyner, "The common information of two dependent random variables," *Information Theory, IEEE Transactions on*, vol. 21, no. 2, pp. 163–179, 1975.
- [2] T. S. Han and S. Verdú, "Approximation theory of output statistics," *IEEE Transactions on Information Theory*, vol. 39, no. 3, pp. 752–772, 1993.
- [3] P. Cuff, "Distributed channel synthesis," *Information Theory, IEEE Transactions on*, vol. 59, no. 11, pp. 7071–7096, 2013.
- [4] G. Xu and B. Chen, "Information for inference," in *Communication, Control, and Computing (Allerton), 2011 49th Annual Allerton Conference on*. IEEE, 2011, pp. 1516–1520.
- [5] P. Yang and B. Chen, "Wyner's common information in gaussian channels," in *IEEE International Symposium on Information Theory (ISIT)*, 2014, pp. 3112–3116.
- [6] G. Xu, W. Liu, and B. Chen, "A lossy source coding interpretation of wyner's common information," *Information Theory, IEEE Transactions on*, vol. 62, no. 2, pp. 754–768, 2016.
- [7] S. Satpathy and P. Cuff, "Gaussian secure source coding and wyner's common information," *arXiv preprint arXiv:1506.00193*, 2015.

- [8] G. R. Kumar, C. T. Li, and A. El Gamal, "Exact common information," in *IEEE International Symposium on Information Theory (ISIT)*, 2014, pp. 161–165.
- [9] C. T. Li and A. E. Gamal, "Distributed simulation of continuous random variables," *arXiv preprint arXiv:1601.05875*, 2016.
- [10] M. J. Choi, V. Y. Tan, A. Anandkumar, and A. S. Willsky, "Learning latent tree graphical models," *The Journal of Machine Learning Research*, vol. 12, pp. 1771–1812, 2011.
- [11] N. Saitou and M. Nei, "The neighbor-joining method: a new method for reconstructing phylogenetic trees." *Molecular biology and evolution*, vol. 4, no. 4, pp. 406–425, 1987.
- [12] N. Shiers, P. Zwiernik, J. A. Aston, and J. Q. Smith, "The correlation space of gaussian latent tree models," *arXiv preprint arXiv:1508.00436*, 2015.
- [13] S. Watanabe, *Algebraic geometry and statistical learning theory*. Cambridge University Press, 2009, vol. 25.
- [14] A. Moharrer, S. Wei, G. T. Amariuca, and J. Deng, "Synthesis of Gaussian Trees with Correlation Sign Ambiguity: An Information Theoretic Approach," *arXiv preprint*. [Online]. Available: "http://arxiv.org/abs/1601.06403"
- [15] Y. Wu and S. Verdu, "The impact of constellation cardinality on gaussian channel capacity," in *Communication, Control, and Computing (Allerton), 2010 48th Annual Allerton Conference on*. IEEE, 2010, pp. 620–628.
- [16] A. Moharrer, S. Wei, G. Amariuca, and J. Deng, "Extractable common randomness from gaussian trees: Topological and algebraic perspectives," *IEEE Transactions on Information Forensics and Security*, vol. 11, no. 10, pp. 2312–2321, 2016.
- [17] B. Li, S. Wei, Y. Wang, and J. Yuan, "Chernoff information of bottleneck gaussian trees," in *IEEE International Symposium on Information Theory (ISIT)*, July 2016.

APPENDIX A  
PROOF OF THEOREM 1

First, let's prove the first part. Consider the case in Figure 13. The hidden node  $y$ , has  $k$  observable neighbors  $\{x_1, \dots, x_k\}$ , while it is connected through two or more edges to other observable nodes  $\{x_{k+1}, \dots, x_n\}$ . Given only observable covariance matrix  $\Sigma_x$ , we can compute the empirical pairwise covariance values, hence all  $\rho_{x_i x_j}$  are fixed.

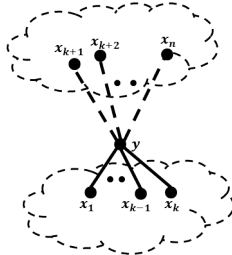


Fig. 13: Neighborhood of hidden variable  $y$

Without loss of generality, suppose we flip the sign of  $\rho_{x_1 y}$ . In order to maintain the same covariance matrix  $\Sigma_x$ , the sign of all  $\rho_{x_j y}$ ,  $j \in \{2, \dots, k\}$  should be flipped. This is easy to see because for all  $j \in \{2, \dots, k\}$ , we know  $\rho_{x_1 x_j} = \rho_{x_1 y} \rho_{x_j y}$ , is fixed. Also, the sign of all pairwise covariance values between  $y$  and  $x_i$ , for all  $i \in \{k + 1, \dots, n\}$  should be flipped. The same argument as the previous case can be used. However, in this case, all we know is that odd number of sign-flips for the edge-weights between each  $y$  and  $x_i$  should happen. Using the above arguments, we can see that all  $\rho_{x_j y}$  for  $j \in \{1, \dots, k\}$  maintain their signs, or otherwise all of their signs should be flipped.

For the second part, We inductively show that given a minimal latent tree, with  $n$  observable  $x_1, \dots, x_n$  and with  $k$  hidden nodes  $y_1, \dots, y_k$ , we can find  $2^k$  latent trees with different edge-signs that induce the same  $\Sigma_x$ . This is already shown for the star tree shown in Figure 1. Suppose such claim holds for all Gaussian trees with  $k' < k$  latent nodes. Consider an arbitrary latent tree with  $k$  hidden nodes and  $n$  observable. Some of these hidden nodes certainly have leaf observable neighbors, which we group them together. Now, note that the problem of finding equivalent sign permutations in this tree can be translated into a problem with smaller tree: Delete all of those leaf observable groups, and treat their hidden parent  $y_i$  as their representative. Suppose there are  $m$  hidden nodes  $\{y_1, \dots, y_m\}$ , which can represent each of these groups. This case is illustrated in Figure 14. Note, as depicted by this Figure, the internal observables as well as those leaf observables directly connected to them remain intact. By replacing all of these groups with a single node  $y_i$ , for all  $i \in \{1, 2, \dots, m\}$ , we obtain a smaller tree. Now, we can simply assume that all  $y_1, \dots, y_m$  are observable and their pairwise covariance values are determined. Hence, this tree only has  $k - m$  remaining hidden nodes, so due to inductive step it has  $2^{k-m}$  possible equivalent trees with different edge-signs.

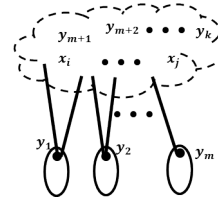


Fig. 14: Figure illustrating the inductive proof

All its remaining is to show that by adding back those  $m$  groups of observable, we obtain the claimed result. Add back two groups corresponding to  $y_1$  and  $y_2$ . Now,  $y_1$  and  $y_2$  can be regarded as hidden nodes, so now there are  $k - m + 2$  hidden nodes, which due to inductive step has  $2^{k-m+2}$  equivalent representations of edge-weights. This can be shown up to  $m - 1$ -th step by adding back the groups for  $y_1, \dots, y_{m-1}$  nodes, and having a size of  $k - 1$  nodes, and again due to induction having  $2^{k-1}$  equivalent sign combinations. By adding back the  $m$ -th group, we can obtain two equivalent classes:  $b^{(m)}$  or  $-b^{(m)}$ , where  $b^{(m)}$  shows the sign value of the  $m$ -th group. This is shown in Figure 15 Hence, we obtain  $2 \times 2^{k-1} = 2^k$  edge-signs.

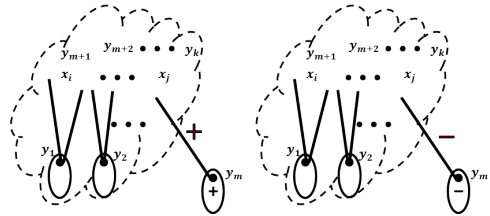


Fig. 15: Obtaining  $m$ -th step from  $m - 1$ -th step

This completes the proof.

APPENDIX B  
PROOF OF THEOREM 2

Let's first show that the mutual information  $I(\mathbf{X}, \tilde{\mathbf{Y}})$  given  $\Sigma_{\mathbf{x}}$  is only a function of pairwise correlations  $\rho_{x_i x_j}$ , for all  $x_i, x_j \in \mathbf{X}$ . In a latent Gaussian tree, three cases may happen: The edges can be between two observable, an observable and a latent node, or between two latent nodes.

(1)  $x_i$  and  $x_j$  are either adjacent or they are connected only through several observables. In this case, since all the pairwise correlations along the path are determined given  $\Sigma_{\mathbf{x}}$ , so the correlation values are fixed.

(2)  $x_i$  and  $x_j$  are not adjacent and there is at least one hidden node, e.g.,  $y_1$  connecting them. First, suppose  $y_1$  and  $x_i$  are adjacent. Since, we assume the tree is minimal, so there should be at least another observable  $x_k$  that is connected (but not necessarily adjacent) to  $y_1$ . Hence,  $y_1$  acts as a common ancestor to  $x_i, x_j$ , and  $x_k$ . By changing  $\rho_{x_i y_1}$  to another value  $\rho'_{x_i y_1}$ , by equation  $\rho_{x_i x_j} = \rho_{x_i y_1} \rho_{x_j y_1}$  we have to change  $\rho_{x_j y_1}$  to  $\rho'_{x_j y_1} = \frac{\rho_{x_i x_j}}{\rho'_{x_i y_1}} \rho_{x_j y_1}$ . Similarly, by equality

$\rho_{x_i x_k} = \rho_{x_i y_1} \rho_{x_k y_1}$ , we know  $\rho'_{x_k y_1} = \frac{\rho_{x_i x_k}}{\rho'_{x_i y_1}} \rho_{x_k y_1}$ . However,

by another equality  $\rho_{x_j x_k} = \rho_{x_j y_1} \rho_{x_k y_1}$ , we deduce  $\rho'_{x_k y_1} = \frac{\rho_{x_j x_k}}{\rho_{x_j y_1}} \rho_{x_k y_1}$ . The obtained correlation  $\rho'_{x_k y_1}$  should have the same value in both equations, hence, we deduce the equality  $\frac{\rho_{x_i x_k}}{\rho'_{x_i y_1}} \rho_{x_k y_1} = \frac{\rho_{x_j x_k}}{\rho_{x_j y_1}} \rho_{x_k y_1}$ . On the other hand, from  $\rho_{x_i x_j} = \rho_{x_i y_1} \rho_{x_j y_1}$ ,  $\rho'_{x_i y_1} = \frac{\rho_{x_i x_j}}{\rho_{x_j y_1}}$ .

we have  $\frac{\rho_{x_i x_k}}{\rho'_{x_i y_1}} \rho_{x_k y_1} = \frac{\rho_{x_j x_k}}{\rho_{x_j y_1}} \rho_{x_k y_1}$ . By these two equations we may conclude  $\rho_{x_i y_1} = \rho'_{x_i y_1}$ , a contradiction. Hence, in this case, given  $\Sigma_{\mathbf{x}}$  we cannot further vary the edge-weights. Second, consider the case, where  $x_i$  is connected to  $y_1$  through several observables. Then, instead of  $x_i$ , we can simply consider the observable that is adjacent to  $y_1$ , say,  $x'_i$  and follows the previous steps to obtain the result. Hence, in general if three nodes are connected to each other through separate paths and have a common ancestor  $y_1$ , then the pairwise correlations between the hidden nodes and each of the observables remain fixed.

(3) Consider two adjacent latent nodes  $y_1$  and  $y_2$ . By minimality assumption and having a tree structure, we can argue that there are at least two observable for each of the latent nodes that share a common latent parent. Let's assign  $x_i$  and  $x_j$  to a common ancestor  $y_1$  while  $x_k$  and  $x_l$  are descendant to  $y_2$ . Considering  $x_i, x_j$ , and  $x_k$ , who share a common parent  $y_1$  ( $x_k$  is connected to  $y_1$  through  $y_2$ ), using arguments on case (2), we conclude that  $\rho_{x_i y_1}$  and  $\rho_{x_j y_1}$  should be fixed. Similarly, we can consider  $x_i, x_k$ , and  $x_l$  to show that  $\rho_{x_k y_1}$  and  $\rho_{x_l y_1}$  are fixed. Now, by considering any observable pair that go through both  $y_1$  and  $y_2$  the result follows. For example, considering  $\rho_{x_i x_k} = \rho_{x_i y_1} \rho_{y_1 y_2} \rho_{x_k y_1}$ , we can see that since given  $\rho_{x_i x_k}$ , both  $\rho_{x_i y_1}$  and  $\rho_{x_k y_1}$  are determined, so  $\rho_{y_1 y_2}$  should be determined as well. This completes the first part of the proof.

Second, note that one may easily show that  $I(\mathbf{X}, \tilde{\mathbf{Y}}) = 1/2 \log \frac{|\Sigma_{\mathbf{x}}| |\Sigma_{\tilde{\mathbf{y}}}|}{|\Sigma_{\mathbf{x}\tilde{\mathbf{y}}}|}$ . Now, since  $p_{\mathbf{X}, \tilde{\mathbf{Y}}}$  induces a latent Gaussian tree and  $p_{\tilde{\mathbf{Y}}}$  is its marginalized density after summing out the random vector  $\mathbf{X}$ . By [16], we know that  $|\Sigma_{\mathbf{X}, \tilde{\mathbf{Y}}}| = \prod_{(i,j) \in E} (1 - \rho_{i,j}^2)$ , where  $\rho_{i,j}$  are the pairwise correlations, between two adjacent variables (hidden or observable) in a latent Gaussian tree. Now, since the observables are only leaves, by summing them out we end with another Gaussian tree consisting of only latent variables. Thus, again by [16] we know  $|\Sigma_{\tilde{\mathbf{Y}}}| = \prod_{(i,j) \in E'} (1 - \rho_{i,j}^2)$ , where  $E'$  is the set of edges in the new Gaussian tree. Observe that all the common terms of the form  $(1 - \rho_{y_i y_j}^2)$ , for some  $(y_i, y_j) \in E$  will be canceled out with the terms in  $|\Sigma_{\tilde{\mathbf{Y}}}|$ . Hence, the mutual information has the following form  $I(\mathbf{X}, \tilde{\mathbf{Y}}) = 1/2 \log \frac{|\Sigma_{\mathbf{x}}|}{\prod_{(x_i, y_j) \in E(1 - \rho_{x_i y_j}^2)}$ .

Now, to find each correlation value  $\rho_{x_i y_j}$ , for some  $X_i$  and  $Y_j$ , first consider the star model, with one hidden node, and three leaves, e.g., Figure 1. We can write:  $\rho_{x_1 y}^2 = \frac{\rho_{x_1 x_2} \rho_{x_1 x_3}}{\rho_{x_2 x_3}}$ ,  $\rho_{x_2 y}^2 = \frac{\rho_{x_1 x_2} \rho_{x_2 x_3}}{\rho_{x_1 x_3}}$ , and  $\rho_{x_3 y}^2 = \frac{\rho_{x_1 x_3} \rho_{x_2 x_3}}{\rho_{x_1 x_2}}$ . For a general structure, if we replace  $1 \leftarrow i$ ,  $2 \leftarrow j_i$ , and  $3 \leftarrow k_i$ , we conclude that  $\rho_{x_i y_j}^2 = \frac{\rho_{x_i x_{j_i}} \rho_{x_i x_{k_i}}}{\rho_{x_{j_i} x_{k_i}}}$ , for any three distinct  $i, j_i$  and  $k_i$ . As it may seem, there are many equations for computing  $\rho_{x_i y_j}^2$ , which all of these expressions should be equal, i.e., the covariance matrix  $\Sigma_{\mathbf{x}}$  should be representable by a given latent tree model.

APPENDIX C  
PROOF OF LEMMA 1

This can be proven using simple matrix operations. Since, the covariance matrix  $\Sigma_{\mathbf{x}}$  induces a latent star structure, we have the system of equations  $\rho_{x_i x_j} = \rho_{x_i y} \rho_{x_j y}$  for all  $i \neq j$ . We may expand  $|\Sigma_{\mathbf{x}}|$  and factorize  $\rho_{x_i y}$  from both row and column  $i$ , for all  $i \in [1, n]$ ,  $n \geq 3$ . Then, we deduce the following,

$$|\Sigma_{\mathbf{x}}| = \prod_{i=1}^n \rho_{x_i y}^2 \begin{vmatrix} 1/\rho_{x_1 y}^2 & 1 & \cdots & 1 \\ 1 & 1/\rho_{x_2 y}^2 & \cdots & 1 \\ \vdots & \vdots & \ddots & \vdots \\ 1 & 1 & \cdots & 1/\rho_{x_n y}^2 \end{vmatrix}$$

By subtracting the first row from all other rows, and noting that the determinant remains invariant under such operation, we have:

$$|\Sigma_{\mathbf{x}}| = \prod_{i=1}^n \rho_{x_i y}^2 \begin{vmatrix} 1/\rho_{x_1 y}^2 & 1 & \cdots & 1 \\ 1 - 1/\rho_{x_1 y}^2 & 1/\rho_{x_2 y}^2 - 1 & \cdots & 0 \\ \vdots & \vdots & \ddots & \vdots \\ 1 - 1/\rho_{x_1 y}^2 & 0 & \cdots & 1/\rho_{x_n y}^2 - 1 \end{vmatrix}$$

By expanding the determinant using the first row, we have,

$$|\Sigma_{\mathbf{x}}| = \prod_{i=1}^n \rho_{x_i y}^2 (1/\rho_{x_1 y}^2 \prod_{\substack{i=1 \\ i \neq 1}}^n (1/\rho_{x_i y}^2 - 1) + \prod_{\substack{i=1 \\ i \neq 2}}^n (1/\rho_{x_i y}^2 - 1) \\ + \dots + \prod_{\substack{i=1 \\ i \neq n}}^n (1/\rho_{x_i y}^2 - 1))$$

where the first term is the  $1/\rho_{x_1 y}^2 \times C_{11}$ , where  $C_{11}$  is the first cofactor of  $\Sigma_{\mathbf{x}}$ , and it is simply computed, since it becomes a lower triangular matrix. The second term is  $C_{12}$  and it is again the determinant of a lower triangular matrix. The third term is  $C_{13}$ , and after exchanging the first two columns of it, it becomes a lower triangular matrix. For the fourth term, and  $C_{14}$  we should exchange the first three rows twice, to make it a lower triangular matrix. Other terms are obtained using similar procedure. We can rewrite the above equation as:

$$|\Sigma_{\mathbf{x}}| = \left( \frac{1}{1 - \rho_{x_1 y}^2} + \sum_{i=2}^n \frac{\rho_{x_i y}^2}{1 - \rho_{x_i y}^2} \right) \prod_{i=1}^n (1 - \rho_{x_i y}^2) \\ = \left( 1 + \sum_{i=1}^n \frac{\rho_{x_i y}^2}{1 - \rho_{x_i y}^2} \right) \prod_{i=1}^n (1 - \rho_{x_i y}^2)$$

By Theorem 2 we may deduce the mutual information as follows,

$$I(\mathbf{X}; \tilde{\mathbf{Y}}) = 1/2 \log \frac{|\Sigma_{\mathbf{x}}|}{\prod_{i=1}^n (1 - \rho_{x_i y}^2)} \\ = 1/2 \log \left[ 1 + \sum_{i=1}^n \frac{\rho_{x_i y}^2}{1 - \rho_{x_i y}^2} \right]$$

where the results in [6] is a special case to this formula where  $\rho_{x_i y} = \rho$ , for all  $i \in [1, n]$ .

#### APPENDIX D PROOF OF THEOREM 3

Suppose the latent Gaussian tree has  $k$  latent variables, i.e.,  $\mathbf{Y} = [Y_1, Y_2, \dots, Y_k]$ . By adding back the sign variables the joint density  $p_{\mathbf{X}\mathbf{Y}}$  becomes a Gaussian mixture model. One may model such mixture as the summation of densities that are conditionally Gaussian, given sign vector.

$$p_{\mathbf{X}\mathbf{Y}}(\mathbf{x}, \mathbf{y}) = \sum_{i=0}^{2^k - 1} \eta_{\mathbf{B}_i} f_i(\mathbf{x}, \mathbf{y}) \quad (15)$$

where each  $\eta_{\mathbf{B}_i}$  captures the overall probability of the binary vector  $\mathbf{B}_i = [b_{1i}, b_{2i}, \dots, b_{ki}]$ , with  $b_{ji} \in \{0, 1\}$ . Here,  $b_{ji} = 0$  is equivalent to having  $b_{ji} = -1$ . The terms  $f_i(\mathbf{x}, \mathbf{y})$  are conditional densities of the form  $p(\mathbf{x}, \mathbf{y}|\mathbf{B}_i)$

In order to characterize  $I(\mathbf{X}, \mathbf{Y})$ , we need to find  $p_{\mathbf{Y}}(\mathbf{y})$  in terms of  $\eta_{\mathbf{B}_i}$  and conditional Gaussian densities as well. First, let's show that for any two hidden nodes  $y_i$  and  $y_j$  in a latent Gaussian tree, we have  $E[y_i y_j] = \rho_{y_i y_j} b_i b_j$ . The proof goes by induction: We may consider the structure shown in Figure 4(a) as a base, where we proved that  $B_{12} = B_1^{(1)} B_2^{(1)}$ . Then, assuming such result holds for any Gaussian tree with  $k - 1$

hidden nodes, we prove it also holds for any Gaussian tree with  $k$  hidden nodes. Let's name the newly added hidden node as  $y_k$  that is connected to several hidden and/or observable such that the total structure forms a tree. Now, for each newly added edge we assign  $b_k b_{n_k}$ , where  $n_k \in N_k$  is one of the neighbors of  $y_k$ . Note that this assignment maintains the pairwise sign values between all previous nodes, since to find their pairwise correlations we go through  $y_k$  at most once, where upon entering/exiting  $y_k$  we multiply the correlation value by  $b_k$ , hence producing  $b_k \cdot b_k = 1$ , so overall the pairwise correlation sign does not change. Note that the other pairwise correlation signs that do not pass through  $C_k$  remain unaltered. One may easily check that by assigning  $b_k b_{n_k}$  to the sign value of each newly added edge we make  $y_k$  to follow the general rule, as well. Hence, overall we showed that  $E[y_i y_j] = \rho_{y_i y_j} b_i b_j$  for any  $y_i, y_j \in \mathbf{Y}$ . This way we may write  $\Sigma_{\mathbf{y}} = B \Sigma_{\mathbf{y}'} B$ , where  $\rho_{y_i y_j} \in \Sigma_{\mathbf{y}'}$  and  $b_i \in B$  is  $k \times k$  diagonal matrix. One may easily see that both  $B$  and its negation matrix  $-B$  induce the same covariance matrix  $\Sigma_{\mathbf{y}}$ . As a result, if we define  $\eta_{\bar{\mathbf{B}}_i}$  as a compliment of  $\eta_{\mathbf{B}_i}$ , we can write the mixture density  $p_{\mathbf{Y}}(\mathbf{y})$  as follows,

$$p_{\mathbf{Y}}(\mathbf{y}) = \sum_{i=0}^{2^{k-1}-1} (\eta_{\mathbf{B}_i} + \eta_{\bar{\mathbf{B}}_i}) g_i(\mathbf{y}) \quad (16)$$

where the conditional densities can be characterized as  $g_i(\mathbf{y}) = p(\mathbf{y}|\mathbf{B}_i) = p(\mathbf{y}|\bar{\mathbf{B}}_i)$ . We know that  $g_i(\mathbf{y}) = \int f_j(\mathbf{x}, \mathbf{y}) d\mathbf{x}$ , where  $j$  may correspond to either  $\mathbf{B}_i$  or  $\bar{\mathbf{B}}_i$ .

First, we need to show that the mutual information  $I(\mathbf{X}, \mathbf{Y})$  is a convex function of  $\eta_{\mathbf{B}_i}$  for all  $i \in [0, 2^k - 1]$ . By equality  $I(\mathbf{X}, \mathbf{Y}) = h(\mathbf{X}) - h(\mathbf{X}|\mathbf{Y})$ , and knowing that given  $\Sigma_{\mathbf{x}}$  the entropy  $h(\mathbf{X}) = 1/2 \log(2\pi e)^n |\Sigma_{\mathbf{x}}|$  is fixed, we only need to show that the conditional entropy  $h(\mathbf{X}|\mathbf{Y})$  is a concave function of  $\eta_{\mathbf{B}_i}$ . Using definition of entropy and by replacing for  $p_{\mathbf{X}\mathbf{Y}}$  and  $p_{\mathbf{Y}}$  using equations (15) and (16), respectively, we may characterize the conditional entropy. By taking second order derivative, we deduce the following,

$$\frac{\partial^2 h(\mathbf{X}|\mathbf{Y})}{\partial^2 \eta_i \eta_j} = - \int \int \frac{f_i(\mathbf{x}, \mathbf{y}) f_j(\mathbf{x}, \mathbf{y})}{p_{\mathbf{X}\mathbf{Y}}} d\mathbf{x} d\mathbf{y} \\ + \int \frac{\tilde{g}_i(\mathbf{y}) \tilde{g}_j(\mathbf{y})}{p_{\mathbf{Y}}} d\mathbf{y} \quad (17)$$

where for simplicity of notations we write  $\eta_i$  instead of  $\eta_{\mathbf{B}_i}$ . Also,  $\tilde{g}_i(\mathbf{y}) = \tilde{g}_{\bar{i}}(\mathbf{y}) = g_i(\mathbf{y})$  for  $i \in [0, 2^{k-1} - 1]$ . Note the following relation,

$$\int \int \frac{\tilde{g}_i(\mathbf{y}) f_j(\mathbf{x}, \mathbf{y}) p_{\mathbf{X}|\mathbf{Y}}}{p_{\mathbf{X}\mathbf{Y}}} d\mathbf{x} d\mathbf{y} = \int \int \frac{\tilde{g}_i(\mathbf{y}) f_j(\mathbf{x}, \mathbf{y})}{p_{\mathbf{Y}}} d\mathbf{x} d\mathbf{y} \\ = \int \frac{\tilde{g}_i(\mathbf{y})}{p_{\mathbf{Y}}} (f_j(\mathbf{x}, \mathbf{y}) d\mathbf{x}) d\mathbf{y} \\ = \int \frac{\tilde{g}_i(\mathbf{y}) \tilde{g}_j(\mathbf{y})}{p_{\mathbf{Y}}} d\mathbf{y} \quad (18)$$

The same procedure can be used to show,

$$\int \int \frac{\tilde{g}_i(\mathbf{y}) f_i(\mathbf{x}, \mathbf{y}) p_{\mathbf{X}|\mathbf{Y}}}{p_{\mathbf{X}\mathbf{Y}}} d\mathbf{x} d\mathbf{y} = \int \frac{\tilde{g}_i(\mathbf{y}) \tilde{g}_j(\mathbf{y})}{p_{\mathbf{Y}}} d\mathbf{y} \quad (19)$$

By equalities shown in (18) and (19), it is straightforward that (17) can be turn into the following,

$$h_{ij} = \frac{\partial^2 h(\mathbf{X}|\mathbf{Y})}{\partial^2 \eta_i \eta_j} = - \int \int \frac{1}{p_{\mathbf{X}\mathbf{Y}}} [f_i(\mathbf{x}, \mathbf{y}) - \tilde{g}_i(\mathbf{y}) p_{\mathbf{X}|\mathbf{Y}}] \times [f_j(\mathbf{x}, \mathbf{y}) - \tilde{g}_j(\mathbf{y}) p_{\mathbf{X}|\mathbf{Y}}] dx dy \quad (20)$$

The matrix  $H = [h_{ij}]$ ,  $i, j \in [0, 2^k - 1]$  characterizes the Hessian matrix the conditional entropy  $h(\mathbf{X}|\mathbf{Y})$ . To prove the concavity, we need to show  $H$  is non-positive definite. Define a non-zero real row vector  $\mathbf{c} \in R^{2^k}$ , then we need to form  $\mathbf{c}H\mathbf{c}^T$  as follows and show that it is non-positive.

$$\begin{aligned} \mathbf{c}H\mathbf{c}^T &= - \int \int \frac{1}{p_{\mathbf{X}\mathbf{Y}}} \sum_{i=0}^{2^k-1} \sum_{j=0}^{2^k-1} c_i c_j [f_i(\mathbf{x}, \mathbf{y}) - \tilde{g}_i(\mathbf{y}) p_{\mathbf{X}|\mathbf{Y}}] \\ &\quad [f_j(\mathbf{x}, \mathbf{y}) - \tilde{g}_j(\mathbf{y}) p_{\mathbf{X}|\mathbf{Y}}] dx dy \\ &= - \int \int \frac{1}{p_{\mathbf{X}\mathbf{Y}}} \left[ \sum_{i=0}^{2^k-1} c_i (f_i(\mathbf{x}, \mathbf{y}) - \tilde{g}_i(\mathbf{y}) p_{\mathbf{X}|\mathbf{Y}}) \right]^2 dx dy \\ &\leq 0 \end{aligned} \quad (21)$$

Now that we showed the concavity of the conditional entropy with respect to  $\eta_i$ , we only need to find the optimal solution. The formulation is defined in (22), where  $\lambda$  is the Lagrange multiplier.

$$L = h(\mathbf{X}|\mathbf{Y}) - \lambda \sum_{i=0}^{2^k-1} \eta_i \quad (22)$$

by taking derivative with respect to  $\eta_i$ , we may deduce the following,

$$\begin{aligned} \frac{\partial L}{\partial \eta_i} &= - \int \int f_i(\mathbf{x}, \mathbf{y}) \log p_{\mathbf{X}\mathbf{Y}} dx dy \\ &\quad + \int \tilde{g}_i(\mathbf{y}) \log p_{\mathbf{Y}} dy - \lambda \\ &= - \int \int f_i(\mathbf{x}, \mathbf{y}) \log p_{\mathbf{X}|\mathbf{Y}} dx dy - \lambda \end{aligned} \quad (23)$$

where the last equality is due to  $\tilde{g}_i(\mathbf{y}) = \int f_i(\mathbf{x}, \mathbf{y}) dx$ . One may find the optimal solution by solving  $\partial L / \partial \eta_i = 0$  for all  $i \in [0, 2^k - 1]$ , which results in showing that  $-\int \int [f_i(\mathbf{x}, \mathbf{y}) - f_j(\mathbf{x}, \mathbf{y})] \log p_{\mathbf{X}|\mathbf{Y}} dx dy = 0$ , for all  $i, j \in [0, 2^k - 1]$ . In order to find the joint Gaussian density  $f_i(\mathbf{x}, \mathbf{y})$ , observe that we should compute the exponent  $[\mathbf{xy}]_{\Sigma_{\mathbf{xy}}}^{-1} [\mathbf{xy}]'$ . Since, we are dealing with a latent Gaussian tree, the structure of  $U = \Sigma_{\mathbf{xy}}^{-1}$  can be summarized into four blocks as follows [17].  $U_{\mathbf{x}}$  that has diagonal and off-diagonal entries  $u_{x_i}$  and  $u_{x_i x_j}$ , respectively, and not depending on the edge-signs;  $U_{\mathbf{xy}}$ , with nonzero elements  $u_{x_i y_j}$  showing the edges between  $x_i$  and particular  $y_j$  and depending on correlation signs;  $[U_{\mathbf{xy}}]^T$ ;  $U_{\mathbf{y}}$ , with nonzero off diagonal elements  $u_{y_i y_j}$  that are a function of edge-sign values, while the diagonal elements  $u_{y_i}$  are

independent of edge-sign values. One may show,

$$\begin{aligned} [\mathbf{xy}]_{\Sigma_{\mathbf{xy}}}^{-1} [\mathbf{xy}]' &= \left[ \sum_{i=1}^n x_i^2 u_{x_i} + \sum_{i=1}^k y_i^2 u_{y_i} \right] \\ &\quad + 2 \left[ \sum_{\substack{n_{y_1}^x \\ n_{y_k}^x}} x_i y_1 u_{x_i y_1} + \dots + \sum_{\substack{n_{y_1}^x \\ n_{y_k}^x}} x_i y_k u_{x_i y_k} \right] \\ &\quad + 2 \sum_{(i,j) \in E_X} x_i x_j u_{x_i x_j} + 2 \sum_{(i,j) \in E_Y} y_i y_j u_{y_i y_j} \\ &= t + 2 \sum_{i=1}^k p_i + 2s + 2 \sum_{(i,j) \in E_Y} y_i y_j u_{y_i y_j} \end{aligned} \quad (24)$$

where  $n_{y_i}^x$  are the observed neighbors of  $y_i$ , and  $E_Y$  is the edge set corresponding only to hidden nodes, i.e., those hidden nodes that are adjacent to each other.  $E_X$  can be defined similarly, with  $s = \sum_{(i,j) \in E_X} x_i x_j u_{x_i x_j}$ . Also  $p_j = \sum_{n_{y_j}^x} x_i y_j u_{x_i y_j}$ . Suppose  $f_i(\mathbf{x}, \mathbf{y})$  and  $f_j(\mathbf{x}, \mathbf{y})$  are different at  $l$  sign values  $\{i_1, \dots, i_l\} \in L$ . Let's write,

$$\begin{aligned} \sum_{(i,j) \in E_Y} y_i y_j u_{y_i y_j} &= \sum_{\substack{(i,j) \in E_Y \\ i,j \in L \text{ or } i,j \notin L}} y_i y_j u_{y_i y_j} \\ &\quad + \sum_{\substack{(i,j) \in E_Y \\ i \text{ or } j \in L}} y_i y_j u_{y_i y_j} \\ &= q + q' \end{aligned} \quad (25)$$

Hence, we divide the summation  $\sum_{(i,j) \in E_Y} y_i y_j u_{y_i y_j}$  into two parts  $q$  and  $q'$ . Suppose  $\eta_i = 1/2^k$  for all  $i \in [0, 2^k - 1]$ . We may form  $f_i(\mathbf{x}, \mathbf{y}) - f_j(\mathbf{x}, \mathbf{y})$  as follows,

$$\begin{aligned} f_i(\mathbf{x}, \mathbf{y}) - f_j(\mathbf{x}, \mathbf{y}) &\propto e^{-t/2 + s + q + \sum_{i \notin L} p_i} \\ &\quad \times [e^{q' + \sum_{i \in L} p_i} - e^{-q' - \sum_{i \in L} p_i}] \end{aligned}$$

By negating all  $y_{i_1}, \dots, y_{i_l}$  into  $-y_{i_1}, \dots, -y_{i_l}$ , it is apparent that  $t$ ,  $\sum_{i \notin L} p_i$ , and  $s$  do not change. Also, the terms in  $q$  either remain intact or doubly negated, hence, overall  $q$  remains intact also. However, by definition,  $p_i, i \in L$  will be negated, hence overall the sum  $\sum_{i \in L} p_i$  will be negated. The same thing can be argued for  $q'$ , since exactly one variable  $y_i$  or  $y_j$  in the summation, will change its sign, so  $q'$  also will be negated. Overall, we can see that by negating  $y_{i_1}, \dots, y_{i_l}$ , we will negate  $f_i - f_j$ . It remains to show that such negation does not impact  $p_{\mathbf{X}|\mathbf{Y}}$ . Note that since  $p_{\mathbf{X}\mathbf{Y}}$  includes all  $2^k$  sign combinations and all of  $f_i(\mathbf{x}, \mathbf{y})$  are equiprobable since we assumed  $\eta_i = 1/2^k$  so  $p_{\mathbf{X}\mathbf{Y}}$  is symmetric with respect to  $\eta_i$ , and such transformation on  $y_{i_1}, \dots, y_{i_l}$  does not impact the value of  $p_{\mathbf{X}\mathbf{Y}}$ , since by such negation we simply switch the position of certain Gaussian terms  $f_i(\mathbf{x}, \mathbf{y})$  with each other.

For  $p_{\mathbf{y}}$ , we should first compute the term  $\mathbf{y} \Sigma_{\mathbf{y}}^{-1} \mathbf{y}'$ . We know  $\Sigma_{\mathbf{y}} = B \Sigma_{\mathbf{y}'} B$ , so  $\Sigma_{\mathbf{y}}^{-1} = B^{-1} \Sigma_{\mathbf{y}'}^{-1} B^{-1} = B \Sigma_{\mathbf{y}'}^{-1} B$  (note,  $\Sigma_{\mathbf{y}}$  does not necessarily induce a tree structure). We have,

$$\mathbf{y} \Sigma_{\mathbf{y}}^{-1} \mathbf{y}' = \sum_{i=1}^k w_{ii} y_i^2 + 2 \sum_{i,j \& i < j} w_{ij} y_i y_j b_i b_j$$

From this equation, we may interpret the negation of  $y_{i_1}, \dots, y_{i_k}$ , simply as negation of  $b_{i_1}, \dots, b_{i_k}$ . Hence, since  $p_{\mathbf{y}}$  includes all sign combinations, hence, such transformation only permute the terms  $\tilde{g}_i(\mathbf{y})$ , so  $p_{\mathbf{y}}$  remains fixed. Hence, overall  $p_{\mathbf{X}|\mathbf{Y}}$  remains unaltered. As a result, we show that for any given point in the integral  $\int \int (f_i(\mathbf{x}, \mathbf{y}) - f_j(\mathbf{x}, \mathbf{y})) \log p_{\mathbf{X}|\mathbf{Y}} d\mathbf{x} d\mathbf{y}$  we can find its negation, hence making the integrand an odd function, and the corresponding integral zero. Hence, making the solution  $\eta_i = 1/2^k$ , for all  $i \in [0, 2^k - 1]$  an optimal solution.

The only thing remaining is to show that from  $\eta_i = 1/2^k$  we may conclude that  $\pi_j = 1/2$  for all  $j \in [1, k]$ . By definition, we may write,

$$\eta_i = \prod_{j=1}^k \pi_j^{b_{ji}} (1 - \pi_j)^{1-b_{ji}}$$

where  $b_{ji} \in B_i$ . Assume all  $\eta_i = 1/2^k$ . Consider  $\eta_1$  and find  $\eta_{i^*}$  such that the two are different in only one expression, say at the  $l$ -th place. Since, all  $\eta_i$  are equal, one may deduce  $1 - \pi_l = \pi_l$  so  $\pi_l = 1/2$ . Note that such  $\eta_{i^*}$  can always be found since  $\eta_i$ 's are covering all possible combinations of  $k$ -bit vector. Now, find another  $\eta_{j^*}$ , which is different from  $\eta_1$  at some other spot, say  $l'$ , again using similar arguments, we may show  $\pi_{l'} = 1/2$ . This can be done  $k$  times to show that, if all  $\eta_i = 1/2^k$ , then  $\pi_1 = \dots = \pi_k = 1/2$ . This completes the proof.

#### APPENDIX E PROOF OF THEOREM 4

The signal model can be directly written as follows,

$$\mathbf{Y}^{(l)} = A_{\mathbf{B}^{(l+1)}} \mathbf{Y}^{(l+1)} + \mathbf{Z}^{(l)} \quad (26)$$

Here, we show the encoding scheme to generate  $\mathbf{Y}^{(l)}$  from  $\mathbf{Y}^{(l+1)}$ . Note that  $\mathbf{Y}^{(l)}$  is a vector consisting of the variables  $Y_i^{(l)}$ . Also,  $\mathbf{Y}^{(l+1)}$  is a vector consisting of variables  $Y_i^{(l+1)}$ . The proof relies on the procedure taken in [3]. Note that our encoding scheme should satisfy the following constraints,

- 1)  $(Y_i^{(l)})^N \perp (Y_j^{(l)})^N | \tilde{\mathbf{Y}} \quad (i \neq j)$
- 2)  $(\mathbf{Y}^{(l)})^N \perp \mathbf{B}^{(l+1)}$
- 3)  $(\mathbf{Y}^{(l)} | \mathbf{B}^{(l)})^N$  are *i.i.d.*  $\sim P_{\mathbf{Y}^{(l)}(\mathbf{y}^{(l)})}$
- 4)  $|\mathbf{Y}^{(l+1)}| = 2^{NR_{\mathbf{Y}^{(l+1)}}}$
- 5)  $|\mathbf{B}^{(l+1)}| = 2^{NR_{\mathbf{B}^{(l+1)}}}$
- 6)  $\|q_{(\mathbf{Y}^{(l)})^N} - \prod_{t=1}^N P_{\mathbf{Y}^{(l)}}(\mathbf{y}_t^{(l)})\|_{TV} < \epsilon$

where the first constraint is due to the conditional independence assumption characterized in the signal model (26). The second one is to capture the intrinsic ambiguity of the latent Gaussian tree to capture the sign information. Condition 3) is due to the assumption of a given Gaussian density  $P_{\mathbf{Y}^{(l)}|\mathbf{B}^{(l)}} \sim N(0, \Sigma_{\mathbf{Y}^{(l)}|\mathbf{B}^{(l)}})$  for the output vector. Conditions 4) and 5) are due to corresponding rates for each of the inputs  $\mathbf{Y}^{(l)}$  and  $\mathbf{B}^{(l)}$ . And finally, condition 6) is the synthesis requirement to be satisfied. First, we generate a codebook  $\mathcal{C}$  of  $\tilde{\mathbf{y}}^N$  sequences, with indices  $y \in C_Y = \{1, 2, \dots, 2^{NR_{\mathbf{Y}^{(l+1)}}}\}$  and  $b \in C_B = \{1, 2, \dots, 2^{NR_{\mathbf{B}^{(l+1)}}}\}$  according to  $\prod_{t=1}^N P_{\tilde{\mathbf{y}}^N}$ . We construct

the joint density  $\gamma_{(\mathbf{Y}^{(l)})^N, \mathbf{Y}^{(l+1)}, \mathbf{B}^{(l+1)}}$  as depicted by Figure 16,

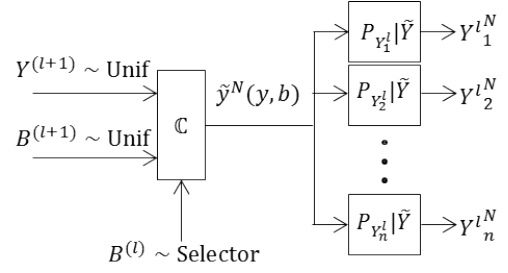


Fig. 16: Construction of the joint density  $\gamma_{(\mathbf{Y}^{(l)})^N, \mathbf{Y}^{(l+1)}, \mathbf{B}^{(l+1)}}$

The indices  $y$  and  $b$  are chosen independently and uniformly from the codebook  $\mathcal{C}$ . As can be seen from Figure 16, the channel  $P_{Y_i^l | \tilde{Y}}$  is in fact consists of  $n$  independent channels  $P_{Y_i^l | \tilde{Y}}$ ,  $i \in \{1, 2, \dots, n\}$ . The joint density is as follows,

$$\gamma_{(\mathbf{Y}^{(l)})^N, \mathbf{Y}^{(l+1)}, \mathbf{B}^{(l+1)}} = \frac{1}{|C_Y||C_B|} \left[ \prod_{t=1}^N P_{Y_t^l}(Y_t^l | \tilde{y}_t(y, b)) \right]$$

Note that  $\gamma_{(\mathbf{Y}^{(l)})^N, \mathbf{Y}^{(l+1)}, \mathbf{B}^{(l+1)}}$  already satisfies the constraints 1), 4), and 5) by construction. Next, we need to show that it satisfies the constraint 6). The marginal density  $\gamma_{(\mathbf{Y}^{(l)})^N}$  can be deduced by the following,

$$\gamma_{(\mathbf{Y}^{(l)})^N} = \frac{1}{|C_Y||C_B|} \sum_{y \in C_Y} \sum_{b \in C_B} \left[ \prod_{t=1}^N P_{Y_t^l}(Y_t^l | \tilde{y}_t(y, b)) \right]$$

We know if  $R_{\mathbf{B}^{(l+1)}} + R_{\mathbf{Y}^{(l+1)}} \geq I[Y^{l+1}, \mathbf{B}^{l+1}; \mathbf{Y}^l | \mathbf{B}^l]$ , then by soft covering lemma [3] we have,

$$\lim_{N \rightarrow \infty} E \|\gamma_{(\mathbf{Y}^{(l)})^N} - \prod P_{Y^{(l)}}\|_{TV} = 0 \quad (27)$$

which shows that  $\gamma_{(\mathbf{Y}^{(l)})^N}$  satisfies constraint 6). For simplicity of notations we use  $\prod P_{Y^{(l)}}$  instead of  $\prod_{t=1}^N P_{Y_t^l}(Y_t^l)$ , since it can be understood from the context. Next, let's show that  $\gamma_{(\mathbf{Y}^{(l)})^N}$ , *nearly* satisfies constraints 2) and satisfies 3). We need to show that as  $N$  grows the synthesized density  $\gamma_{(\mathbf{Y}^{(l)})^N, \mathbf{B}^{l+1}}$  approaches  $\frac{1}{|C_B|} \prod P_{Y^{(l)}}$ , in which the latter satisfies both 2) and 3). In particular, we need to show that the total variation  $E \|\gamma_{(\mathbf{Y}^{(l)})^N, \mathbf{B}^{l+1}} - \frac{1}{|C_B|} \prod P_{Y^{(l)}}\|$  vanishes as  $N$  grows. After taking several algebraic steps similar to the ones in [3], we should equivalently show that the following term vanishes, as  $N \rightarrow \infty$ ,

$$\frac{1}{|C_B|} \sum_{b \in C_B} E \|\gamma_{(\mathbf{Y}^{(l)})^N, \mathbf{B}^{l+1}=b} - \prod P_{Y^{(l)}}\|_{TV} \quad (28)$$

Note that given any fixed  $b \in C_B$  the number of Gaussian codewords is  $|C_Y| = 2^{NR_{\mathbf{Y}^{(l+1)}}}$ . Also, one can check by the signal model defined in (26) that the statistical properties of the output vector  $\mathbf{Y}^{(l+1)}$  given any fixed sign value  $b \in C_B$  does not change. Hence, for sufficiently large rates, i.e.,  $R_{\mathbf{Y}^{(l+1)}} \geq I[Y^{(l+1)}; \mathbf{Y}^{(l)} | \mathbf{B}^{(l)}]$ , and by soft covering lemma, the term in the summation in (28) vanishes as  $N$  grows. So overall the



term shown in (28) vanishes. This shows that in fact  $\gamma_{(Y^{(l)})^N}$  nearly satisfies the constraints 2) and 3). Hence, let's construct another distribution using  $\gamma_{(Y^{(l)})^N, Y^{(l+1)}, B^{(l+1)}}$ . Define,

$$q_{(Y^{(l)})^N, Y^{(l+1)}, B^{(l+1)}} = \frac{1}{|C_B|} \left( \prod P_{Y^{(l)}} \right) \gamma_{Y^{(l+1)} | (Y^{(l)})^N, B^{(l+1)}}$$

It is not hard to see that such density satisfies 1) – 5). We only need to show that it satisfies 6) as well. We have,

$$\begin{aligned} & \|q_{(Y^{(l)})^N} - \prod P_{Y^{(l)}}\|_{TV} \\ & \leq \|q_{(Y^{(l)})^N} - \gamma_{(Y^{(l)})^N}\|_{TV} + \|\gamma_{(Y^{(l)})^N} - \prod P_{Y^{(l)}}\|_{TV} \\ & \leq \|q_{(Y^{(l)})^N, Y^{(l+1)}, B^{(l+1)}} - \gamma_{(Y^{(l)})^N, Y^{(l+1)}, B^{(l+1)}}\|_{TV} + \epsilon_N \end{aligned} \quad (29)$$

$$= \|q_{(Y^{(l)})^N, B^{(l+1)}} - \gamma_{(Y^{(l)})^N, B^{(l+1)}}\|_{TV} + \epsilon_N \quad (30)$$

$$= \left\| \frac{1}{|C_B|} \left( \prod P_{Y^{(l)}} \right) - \gamma_{(Y^{(l)})^N, B^{(l+1)}} \right\|_{TV} + \epsilon_N \quad (31)$$

where  $\epsilon_N = \|\gamma_{(Y^{(l)})^N} - \prod P_{Y^{(l)}}\|_{TV}$ . Both terms in (31) vanish as  $N$  grows, due to (28) and (27), respectively. Note that, (29) is due to [3, Lemma V.I]. Also, (30) is due to [3, Lemma V.II], by considering the terms  $q_{(Y^{(l)})^N, Y^{(l+1)}, B^{(l+1)}}$  and  $\gamma_{(Y^{(l)})^N, Y^{(l+1)}, B^{(l+1)}}$  as the outputs of a unique channel specified by  $\gamma_{Y^{(l+1)} | (Y^{(l)})^N, B^{(l+1)}}$ , with inputs  $p_{(Y^{(l)})^N, B^{(l+1)}}$  and  $\gamma_{(Y^{(l)})^N, B^{(l+1)}}$ , respectively.

Finally, note that we synthesize each  $Y^{(l)}$  for a given  $B^{(l)} = b$ . Hence, to obtain the overall statistics we have  $q_{Y^{(l)}} = \sum_b q_{Y^{(l)} | B^{(l)}} p(B^{(l)} = b)$ , where the summation is over all possible sign combinations for layer  $Y^{(l)}$ , which equals to  $2^{|Y^{(l)}|} = 2^n$ . Certainly, this number becomes exponentially large if  $n$  is large. However, note that as  $N \rightarrow \infty$  each synthesized output (for each given  $B^{(l)} = b$ ) become arbitrarily close to zero. Hence, overall  $q_{Y^{(l)}}$  becomes arbitrarily close to the desired statistics. This is also the case for the overall latent Gaussian tree, i.e., for  $L$  capturing the total number of layers, at each layer we can generate an output with vanishing total variation distance from the desired statistics, hence overall the final output statistics becomes arbitrarily close to the desired output statistics.

This completes the achievability proof.

#### APPENDIX F PROOF OF LEMMA 2

First, we need to change the latent tree structure in a way similar to Figure 12. We start from the standard latent structure, and at each layer we seek for those latent nodes that are at the same layer and they are neighbors. For each pair of adjacent nodes, we move the one that is further away from the top layer to a new added layer below the current one. Hence, make a new layer of latent nodes. We iterate this step until we reach the bottom layer. This way, we face different groups of observables being synthesized at different layers.

Define  $\mathbf{X}^{(l)}$ ,  $\mathbf{Y}^{(l)}$  and  $\mathbf{B}^{(l)}$  as the set of observables, latent nodes and sign variables at layer  $l$ , respectively. In this new setting layer  $l = 0$  defines the observable layer, which only consists of remaining output variables, with no latent

nodes. If the rates at each layer satisfy the inequalities in (13), then by Theorem 4 we know that as  $N$  increases, the simulated density  $q_{(\mathbf{X}^{(l)})^N, (\mathbf{Y}^{(l)})^N}$  approaches to the desired density  $\prod p_{(\mathbf{X}^{(l)})^N, (\mathbf{Y}^{(l)})^N}$ . Suppose the first set of outputs are generated at layer  $L'$ , then we know  $\mathbf{X} = \bigcup_{l=0}^{L'} \mathbf{X}^{(l)}$ . Each observable node  $X_i^{(l)}$ , for  $l < L'$  has a latent ancestor at each layer  $l < l' \leq L'$ . We define  $\mathbf{Y}'$  as the union of latent nodes containing all those latent ancestors. Basically, the vector  $\mathbf{Y}'$  includes all the latent nodes  $Y_j^{(l)}$  for  $1 \leq l \leq L'$ . We define  $\mathbf{B}'$ , similarly, i.e., those sign inputs related to the nodes in the set  $\mathbf{Y}'$ . With slightly abuse of notation, define  $\tilde{\mathbf{Y}} = \{\mathbf{Y}', \mathbf{B}'\}$ , and  $\tilde{\mathbf{Y}}^{(l)} = \{\mathbf{Y}^{(l)}, \mathbf{B}^{(l)}\}$ , for all possible layers  $l$ . The encoding scheme looks exactly as discussed previously, except that this time we need to keep track of corresponding generated outputs at each layer and match them together. In particular, consider the generated outputs  $(\mathbf{X}^{(0)})^N$ , which lie at the bottom layer. Each output is generated using a particular input vector  $(\mathbf{Y}^{(1)})^N$ , which in turn along with other possible outputs  $(\mathbf{X}^{(1)})^N$  are generated by a unique input codeword  $(\mathbf{Y}^{(2)})^N$  that lie at the second layer. This procedure moves from the bottom to the top layer, in order to match each generated output at the bottom layer with the correct output vectors at other layers. Note that the sign information will be automatically taken care of, since similar to the previous cases, at each layer  $l+1$  and given each realization of the sign vector  $\mathbf{B}^{(l)} = \mathbf{b}^{(l)}$ , the input vector  $\mathbf{Y}^{(l+1)}$  will become Gaussian. We only need to show that the synthesized density regarding to such formed joint vectors approaches to the desired output density, as  $N$  grows.

By the underlying structure of latent tree, one may factorize the joint density  $q_{\mathbf{X}^N, \tilde{\mathbf{Y}}^N} = q_{(\mathbf{X}^{(L')})^N, (\tilde{\mathbf{Y}}^{(L')})^N} \prod_{l=0}^{L'-1} q_{(\mathbf{X}^{(l)})^N | (\tilde{\mathbf{Y}}^{(l+1)})^N}$ . Note that the desired joint density  $p_{\mathbf{X}, \tilde{\mathbf{Y}}}$  also induces the same latent Gaussian tree, hence, we may write,  $p_{\mathbf{X}^N, \tilde{\mathbf{Y}}^N} = p_{(\mathbf{X}^{(L')})^N, (\tilde{\mathbf{Y}}^{(L')})^N} \prod_{l=0}^{L'-1} p_{(\mathbf{X}^{(l)})^N | (\tilde{\mathbf{Y}}^{(l+1)})^N}$ . However, by our encoding scheme shown in Figure 16, one may argue that  $\prod_{l=0}^{L'-1} q_{(\mathbf{X}^{(l)})^N | (\tilde{\mathbf{Y}}^{(l+1)})^N} = \prod_{l=0}^{L'-1} p_{(\mathbf{X}^{(l)})^N | (\tilde{\mathbf{Y}}^{(l+1)})^N} = \prod_{l=0}^{L'-1} \prod p_{\mathbf{X}_t^{(l)} | \tilde{\mathbf{Y}}_t^{(l+1)}}$ . By summing out  $(\mathbf{B}^{(L')})^N$  from both densities  $p_{\mathbf{X}^N, \tilde{\mathbf{Y}}^N}$  and  $q_{\mathbf{X}^N, \tilde{\mathbf{Y}}^N}$ , we may replace  $p_{(\mathbf{X}^{(L')})^N, (\tilde{\mathbf{Y}}^{(L')})^N}$  with  $p_{(\mathbf{X}^{(L')})^N, (\mathbf{Y}^{(L')})^N}$  and  $q_{(\mathbf{X}^{(L')})^N, (\tilde{\mathbf{Y}}^{(L')})^N}$  with  $q_{(\mathbf{X}^{(L')})^N, (\mathbf{Y}^{(L')})^N}$ , since only these terms in the equations depend on the sign vector at layer  $L'$ , i.e.,  $(\mathbf{B}^{(L')})^N$ . Now, by previous arguments for the synthesized and desired density at layer  $L'$ , we know that the total variation distance  $\|q_{(\mathbf{X}^{(L')})^N, (\mathbf{Y}^{(L')})^N} - \prod p_{\mathbf{X}_t^{(L')}, \mathbf{Y}_t^{(L')}}\|_{TV}$  goes to zero as  $N$  grows. Hence, one may simply deduce that  $\|q_{\mathbf{X}^N, \tilde{\mathbf{Y}}^N / (\mathbf{B}^{(L')})^N} - \prod p_{\mathbf{X}_t, \tilde{\mathbf{Y}}_t / \mathbf{B}_t^{(L')}}\|_{TV} = \|(q_{(\mathbf{X}^{(L')})^N, (\mathbf{Y}^{(L')})^N} - \prod p_{\mathbf{X}_t^{(L')}, \mathbf{Y}_t^{(L')}}) \prod_{l=0}^{L'-1} \prod p_{\mathbf{X}_t^{(l)} | \tilde{\mathbf{Y}}_t^{(l+1)}}\|_{TV}$  goes to zero as  $N$  grows. Due to [3, Lemma V.I], we know  $\|q_{\mathbf{X}^N} - \prod p_{\mathbf{X}_t}\|_{TV} \leq \|q_{\mathbf{X}^N, \tilde{\mathbf{Y}}^N / (\mathbf{B}^{(L')})^N} - \prod p_{\mathbf{X}_t, \tilde{\mathbf{Y}}_t / \mathbf{B}_t^{(L')}}\|_{TV} < \epsilon$ , and as  $N$  grows. This completes the proof.