

CERN-EP/2016-202
2017/01/02

CMS-TOP-15-014

Measurement of the mass of the top quark in decays with a J/ψ meson in pp collisions at 8 TeV

The CMS Collaboration*

Abstract

A first measurement of the top quark mass in the decay channel $t \rightarrow (W \rightarrow \ell\nu) (b \rightarrow J/\psi + X \rightarrow \mu^+\mu^- + X)$ is presented. The analysis uses events selected from the proton-proton collisions recorded by the CMS detector at the LHC at a center-of-mass energy of 8 TeV. The data correspond to an integrated luminosity of 19.7 fb^{-1} , with 666 $t\bar{t}$ and single top quark candidate events containing a reconstructed J/ψ candidate decaying into an oppositely-charged muon pair. The mass of the $(J/\psi + \ell)$ system, where ℓ is an electron or a muon from W boson decay, is used to extract a top quark mass of $173.5 \pm 3.0 \text{ (stat)} \pm 0.9 \text{ (syst)} \text{ GeV}$.

Published in the Journal of High Energy Physics as doi:10.1007/JHEP12(2016)123.

arXiv:1608.03560v2 [hep-ex] 30 Dec 2016

1 Introduction

The top quark is the most massive particle in the standard model (SM), with the largest Yukawa coupling to the Higgs boson. The mass of the top quark (m_t) is a fundamental parameter of the SM, playing a key role in radiative electroweak corrections [1, 2] and likely in the mechanism of electroweak symmetry breaking [3]. Therefore, a precise determination of m_t is essential for a better understanding of the SM.

Since the first observation of the top quark [4, 5], measurements of its mass have relied on the reconstruction of its decay products. These measurements are currently dominated by systematic uncertainties, related to the b-jet energy scale and the modeling of soft quantum chromodynamics (QCD) effects such as b quark hadronization and the underlying event [6, 7]. Currently, the most precise measurement of m_t , 172.44 ± 0.13 (stat) ± 0.47 (syst) GeV, is from the combination of measurements at 7 and 8 TeV by the CMS experiment [7].

In this paper, a measurement is presented of m_t from partial reconstruction of top quarks in leptonic final states that contain a J/ψ meson from a b hadron decay. Both top quark-antiquark pair ($t\bar{t}$) and single top quark production are considered to be signal in this study. The decay mode of interest is $t \rightarrow (W \rightarrow \ell\nu) (b \rightarrow J/\psi + X \rightarrow \mu^+\mu^- + X)$ and is shown (for $t\bar{t}$ production) in Fig. 1. Here and everywhere, the charge conjugation is implicit. As suggested in Ref. [8] and refined in Ref. [9], the value of m_t is determined through its correlation with the mass of the $J/\psi + \ell$ system, where ℓ is either an electron or muon produced in the decay of the accompanying W boson (either directly or via a τ lepton) in the same top quark decay. The branching fraction is expected to be $(1.5 \pm 0.1) \times 10^{-4}$, but the presence of three leptons in the final state, two of which originate from the J/ψ meson decay, provides a nearly background-free sample of events.

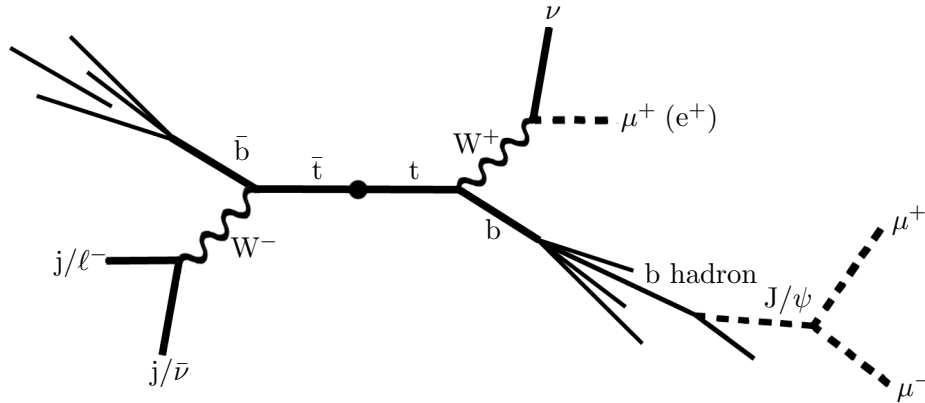


Figure 1: Pictorial view of the J/ψ meson produced in a $t\bar{t}$ system. The kinematic properties of the particles represented with dashed lines are used to infer m_t .

This measurement is based on data collected in pp collisions at a center-of-mass energy of 8 TeV with the CMS detector at the CERN LHC. Simulated events generated at different top quark masses are used to calibrate the method and evaluate its performance, as well as to estimate systematic uncertainties. The main advantage of this analysis lies in the determination of m_t using only leptons. In this way, the dependence of the measurement on several dominant systematic uncertainties linked to initial- and final-state radiation, jet reconstruction and b tagging techniques, is considerably reduced. The drawback is the expected sensitivity to the modeling of b quark fragmentation, and the limited number of events in the selected sample on account of the small branching fraction.

2 Experimental setup

2.1 The CMS detector

The central feature of the CMS apparatus is a superconducting solenoid of 6 m internal diameter, providing a magnetic field of 3.8 T. Within the solenoid volume are a silicon pixel and strip tracker, a lead tungstate crystal electromagnetic calorimeter (ECAL), and a brass and scintillator hadron calorimeter (HCAL), each composed of a barrel and two endcap sections. Forward calorimeters extend the pseudorapidity (η) coverage provided by the barrel and endcap detectors. Muons are measured in gas-ionization detectors embedded in the steel flux-return yoke outside the solenoid. The tracker has a track-finding efficiency of more than 99% for muons with transverse momentum $p_T > 1$ GeV and $|\eta| < 2.5$. The ECAL is a fine-grained calorimeter with quasi-projective geometry, and consists of a barrel region of $|\eta| < 1.48$ and two endcaps that extend up to $|\eta|$ of 3.0. The HCAL barrel and endcaps similarly cover the region $|\eta| < 3.0$. Muons are measured in the $|\eta| < 2.4$ range, with detection planes made using three technologies: drift tubes, cathode strip chambers, and resistive-plate chambers. Matching muons to tracks measured in the silicon tracker results in a relative p_T resolution for muons with $20 < p_T < 100$ GeV of 1–2% in the barrel and better than 6% in the endcaps. The p_T resolution in the barrel is better than 10% for muons with p_T up to 1 TeV [10]. A more detailed description of the CMS detector, together with a definition of the coordinate systems and kinematic variables, can be found in Ref. [11].

2.2 Data and simulation

This measurement is performed using the data recorded by the CMS detector at $\sqrt{s} = 8$ TeV, corresponding to an integrated luminosity of $19.7 \pm 0.5 \text{ fb}^{-1}$ [12]. Events are required to pass a single-muon (single-electron) trigger with a minimum muon (electron) p_T of 24 (27) GeV. The method used to extract m_t has been developed and optimized using simulated events, without accessing the final data.

We use simulated events to develop the analysis method and estimate its performance. The $t\bar{t}$, W +jets, and Z +jets processes are generated with the leading-order (LO) MADGRAPH [13] generator (v5.1.3.30) matched to LO PYTHIA 6 [14] (v6.426) for parton showering and fragmentation. The τ lepton decays are simulated with the TAUOLA [15] program (v27.121.5). The LO CTEQ6L1 [16] parton distribution function (PDF) set and the ZZ^* underlying event tune are used in the generation. The most recent PYTHIA ZZ^* tune is derived from the Z1 tune [17], which uses the CTEQ5L parton distribution set, whereas ZZ^* adopts CTEQ6L. Matrix elements describing up to three partons in addition to the $t\bar{t}$ pair are included in the MADGRAPH generator, and the MLM prescription [18] is used for matching of matrix-element jets to parton showers. The Lund string model [19] is used for the simulation of the hadronization, and to determine the fraction of the quark energy carried by unstable hadrons. For heavy quarks, the Lund symmetric fragmentation function is modified according to the Bowler space-time picture of string evolution [20]. Assuming fragmentation universality [21, 22], the values of the parameters of the fragmentation function obtained from fits to the LEP data [23] are used, without assigning a systematic uncertainty associated to the universality assumption. The single top quark t -channel, s -channel, and tW processes are simulated with the next-to-leading-order (NLO) MADGRAPH [24, 25] generator (v1.0, r1380) with the CTEQ6M PDF set. Diboson WW , WZ , and ZZ processes are generated with PYTHIA 6 (v6.426).

The simulated processes are normalized to their theoretical cross sections. Except for single top quark processes, the higher-order calculation is used, and associated systematic uncertainties are discussed in Sec. 4.2. The $t\bar{t}$ cross section is computed at next-to-next-to-leading-order

(NNLO) [26], while single top quark processes are computed at approximate NNLO [27]. The W +jets and Z +jets cross sections are computed with FEWZ (v3.1) [28, 29] at NNLO, while the diboson cross sections are computed at NLO with MCFM (v6.6) [30].

For $t\bar{t} \rightarrow b\ell^{-}\bar{\nu}b\bar{q}q'$ (lepton+jets), $t\bar{t} \rightarrow b\ell^{-}\bar{\nu}b\ell^{+}\nu$ (dilepton), $t\bar{t} \rightarrow b\bar{q}q'\bar{b}q\bar{q}'$ (all jets), and single top quark processes, six samples with m_t values between 166.5 and 178.5 GeV are generated.

The evaluation of systematic uncertainties related to color reconnection, the modeling of the underlying event, the factorization (μ_F) and renormalization (μ_R) scales, and the matching of the parton from the matrix element to parton showers, is based on studies of dedicated samples of simulated events.

A full simulation of the CMS detector based on GEANT4 [31] (v9.4p03) is used. Effects of additional overlapping minimum-bias events (pileup) are included in the simulation in such a way that the vertex multiplicity distribution is matched to the data. Single-lepton trigger efficiencies are applied to the simulation to match the trigger selection.

2.3 Event reconstruction and selection

Events are reconstructed using a particle-flow (PF) algorithm [32, 33] that optimally combines the information from all CMS subdetectors to identify and reconstruct individual objects produced in pp collisions. The particle candidates include muons, electrons, photons, charged hadrons, and neutral hadrons. Charged particles are required to originate from the primary collision vertex, identified as the reconstructed vertex with the largest value of $\sum p_T^2$ for its associated tracks. Once isolated muons [10] and electrons [34] are identified and removed from the list of PF particles, charged hadrons are rejected if their tracks do not originate from the primary vertex of the event. Finally, jets are reconstructed from the remaining PF particles using the anti- k_T algorithm [35] with a distance parameter of 0.5 in the η - ϕ plane. Jet energy corrections are applied to all the jets in data and simulation [36]. The muon p_T scale is corrected to account for possible geometrical effects, such as deformation of tracker geometry still present after implementing the alignment procedure.

The selection criteria are optimized for lepton+jets and dilepton $t\bar{t}$ events with a J/ψ meson resulting in two additional non-isolated muons. Lepton+jets events are required to have exactly one isolated lepton with $p_T > 26$ (30) GeV and $|\eta| < 2.1$ (2.5) in the case of the muon (electron). A muon (electron) is considered isolated if the scalar p_T sum of all reconstructed particle candidates (not including the lepton itself) within a cone of size $\Delta R = \sqrt{(\Delta\eta)^2 + (\Delta\phi)^2} = 0.4$ (0.3) (where the ϕ is azimuthal angle in radians) around the lepton direction is less than 12% (10%) of the lepton p_T . An event-by-event correction is applied to the scalar sum to take into account possible contributions from pileup events [37]. Dilepton events are required to have exactly two isolated leptons: at least one isolated lepton defined as above, and either an isolated muon with $p_T > 20$ GeV and $|\eta| < 2.4$, or an isolated electron with $p_T > 20$ GeV and $|\eta| < 2.5$. In case of a second electron, the isolation threshold is relaxed to less than 15%. The two leptons are required to be of opposite charge and have an invariant mass above 20 GeV. Pairs with the same flavor and invariant mass between 76 and 106 GeV are rejected to remove poorly reconstructed leptonic Z boson decays. In addition to these criteria, at least 2 jets with $p_T > 40$ GeV and $|\eta| < 2.4$ are required.

Exactly one J/ψ meson candidate, with a mass between 3.0 and 3.2 GeV, is required in the event, reconstructed from two muons of opposite sign, with $p_T > 4$ GeV and $|\eta| < 2.4$, that emanate from the same jet. To reduce the combinatorial background, a Kalman vertex fit [38, 39] with one degree of freedom is performed and the χ^2 of the vertex is required to be less than 5. The

Table 1: Number of selected events from simulation and observed in data. The uncertainties are statistical.

Process	Number of events	
	Leading μ	Leading e
$t\bar{t} \rightarrow b\ell^-\bar{\nu}b\bar{q}q'$	228.1 ± 4.0	195.6 ± 3.7
$t\bar{t} \rightarrow b\ell^-\bar{\nu}b\ell^+\nu$	66.3 ± 1.7	56.9 ± 1.6
$t\bar{t} \rightarrow b\bar{q}q'\bar{b}q\bar{q}'$	negligible	negligible
Single top quark	39.4 ± 3.8	30.6 ± 3.3
$W \rightarrow \ell\nu + \text{jets}$	18.3 ± 3.2	12.1 ± 2.7
$Z/\gamma^* \rightarrow \ell^+\ell^- + \text{jets}$	4.5 ± 0.9	6.3 ± 1.0
WW, WZ, ZZ	1.1 ± 0.3	1.2 ± 0.3
Predicted yield	357.7 ± 6.6	302.7 ± 5.9
Data	355	311

significance (i.e., the number of standard deviations) of the distance between the secondary vertex – formed by the products of the b quark fragmentation – and the primary vertex of the event is required to be above 20.

These criteria select 666 events in data. The numbers of events expected from the SM processes are evaluated using Monte Carlo (MC) simulation and the results are normalized to their theoretical cross sections. These are noted in Table 1, where a distinction is made between events in which the isolated lepton with the largest p_T is a muon, labeled “Leading μ ”, and events in which the leading isolated lepton is an electron, labeled “Leading e”, but not between lepton+jets and dileptonic event candidates. The rates predicted by the default simulation are in fair agreement with those observed in data. The event sample is dominated by contributions from lepton+jets and dilepton $t\bar{t}$ events, with a lesser contribution from single top quark processes.

Figure 2 shows the dimuon invariant mass spectrum (for a wider mass range than the acceptance window for the J/ψ meson candidates) and the p_T distribution of the J/ψ meson candidates. The simulation used in this figure and the following ones is for $m_t = 172.5$ GeV. The ratio in the number of events observed in data to the number expected from simulation is presented in the lower panel. The shaded band includes statistical and systematic uncertainties, which are discussed below, as well as the uncertainty in the integrated luminosity. The number of J/ψ meson candidates is roughly the same in data and simulation. Despite the corrections applied to the muon p_T scale, a worse resolution is observed in data than in simulation. This is caused by final-state radiation emitted by the muons originating from the J/ψ meson decay, which is not included in the simulation [40] and which results in a shift of the reconstructed dimuon invariant mass in the simulation to larger values. This effect is included in the systematic uncertainties discussed in Sec. 4.1.

The invariant mass, $m_{J/\psi+\ell}$, is computed from the combination of the J/ψ meson candidate and the leading lepton. The distributions are shown in Fig. 3.

3 Extraction of the top quark mass

3.1 Fitting procedure

Since no significant differences are observed between $J/\psi + \mu$ and $J/\psi + e$ events, no further distinction is made on the flavor of the leading lepton. In associating the leading lepton to a

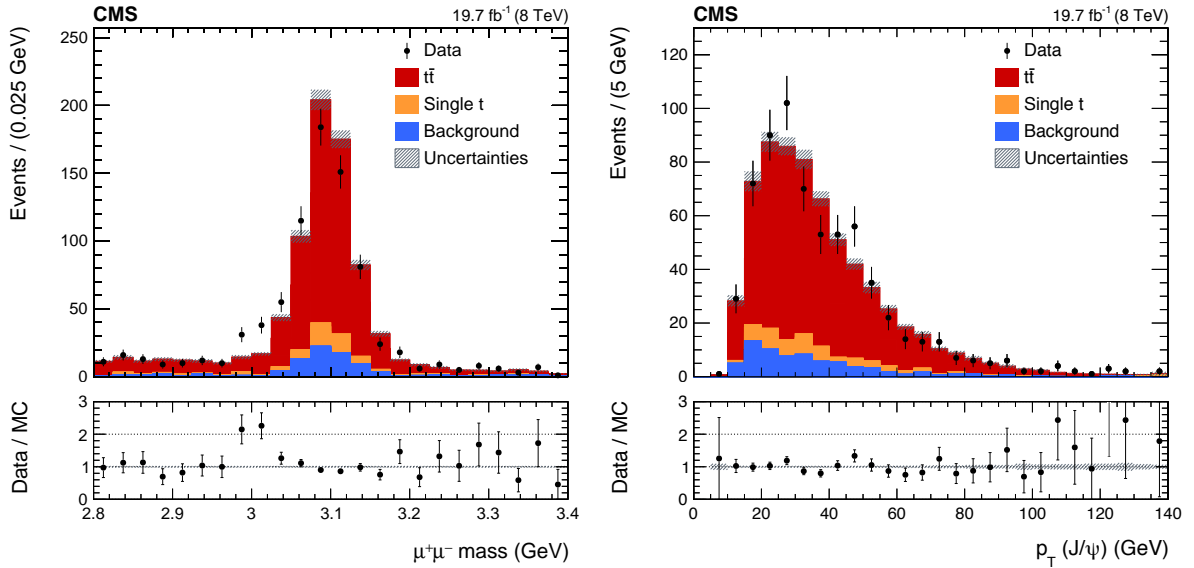


Figure 2: Distributions of the dimuon invariant mass between 2.8 and 3.4 GeV (left) and of the p_T of the J/ψ meson candidate (right). Processes are normalized to their theoretical cross sections. The simulation assumes a value of $m_t = 172.5$ GeV. The lower panel shows the ratio of the number of events observed in data to the number expected from simulation. One point is not visible in the lower panel of the right plot, as it would require to enlarge the y -axis range up to 3.5 units.

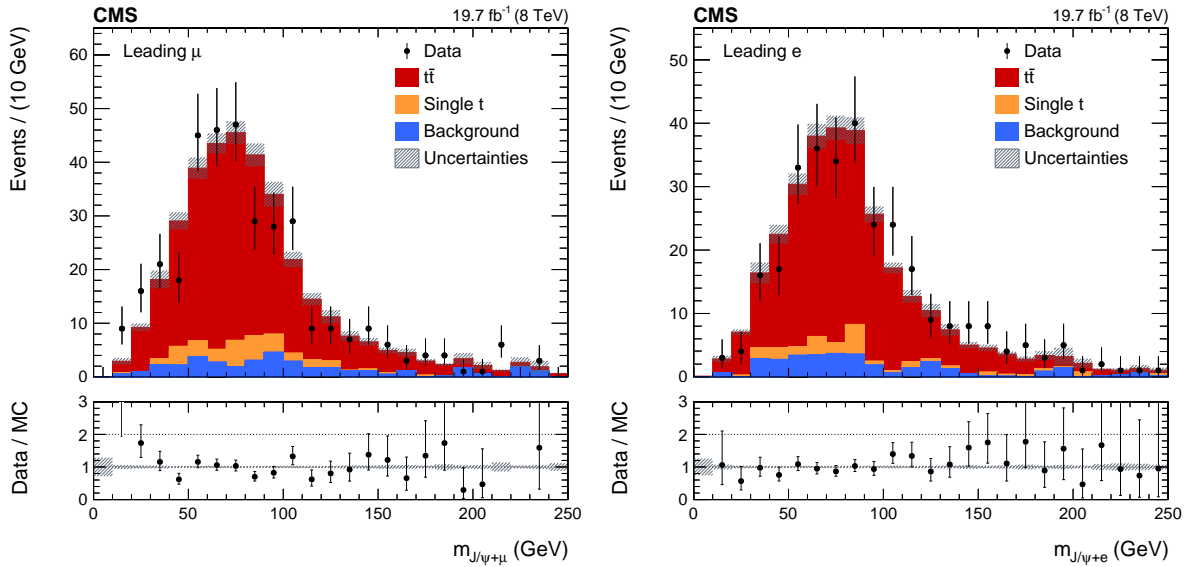


Figure 3: Distributions of the invariant mass of the J/ψ meson candidate and the leading lepton combination, in the leading μ (left) and leading e (right) combinations. Processes are normalized to their theoretical cross sections. The simulation assumes a value of $m_t = 172.5$ GeV. The lower panel shows the ratio of the number of events observed in data to the number expected from simulation. Two points are not visible in the lower panel of the left plot and one for the right plot, as it would require to enlarge the y -axis range up to 5.5 and 18 units, respectively.

J/ψ meson in a $t\bar{t}$ event, there are configurations where both particles arise from the same top quark decay chain or from different top quarks (referred to as “wrong pairings”). The right and wrong pairings are considered simultaneously in the analysis. While wrong pairings are less sensitive to m_t , they remain weakly correlated with it.

The expected $m_{J/\psi+\ell}$ distributions for $t\bar{t}$ and single top quark processes are simulated for different values of m_t . The background contribution is considered to be the same for each m_t value. The simulated $m_{J/\psi+\ell}$ distributions thus obtained are fitted simultaneously, between 0 and 250 GeV. The signal and background contributions are modelled by the following analytic probability density function:

$$P_{\text{sig+bkg}}(m_{J/\psi+\ell}) = \alpha \frac{1}{\sigma_g \sqrt{2\pi}} \exp\left(-\frac{(m_{J/\psi+\ell} - \mu_g)^2}{2\sigma_g^2}\right) + (1 - \alpha) \frac{\beta_\gamma^{-\gamma_\gamma}}{\Gamma(\gamma_\gamma)} (m_{J/\psi+\ell} - \mu_\gamma)^{\gamma_\gamma-1} \exp\left(-\frac{m_{J/\psi+\ell} - \mu_\gamma}{\beta_\gamma}\right). \quad (1)$$

This function is the sum of a Gaussian distribution (i.e., the first term of the right-hand side in Eq. (1)) with the free parameters μ_g (mean) and σ_g (standard deviation), which describes mostly the peak in the $m_{J/\psi+\ell}$ distribution, and a gamma distribution (i.e., the whole second term of the right-hand side in Eq. (1)), whose definition involves the Gamma function Γ . The gamma distribution has three free parameters: its shape parameter γ_γ , scale parameter β_γ , and shift parameter μ_γ . The relative contribution of the Gaussian distribution is described by the parameter α . Each of the six parameters is implemented as a linear function of m_t , taking the form of $c_1 + c_2 m_t$. The $M_{J/\psi+\ell}$ distributions for each of the samples with different values of m_t are simultaneously fitted to obtain the slope and intercept for each of the six parameters. Then, when the $m_{J/\psi+\ell}$ distribution obtained from data is fitted, the linear coefficients c_1 and c_2 are fixed and m_t becomes the only free parameter of $P_{\text{sig+bkg}}$. Figure 4 shows the six parameters of Eq. (1) with respect to m_t . The two parameters showing the strongest dependence on m_t are μ_g and σ_g .

3.2 Validation of the procedure to extract the top quark mass

Different tests are used to validate the procedure to extract m_t . First, the parameters of $P_{\text{sig+bkg}}$ are fitted for each of the m_t values independently, without any specific assumption about their dependence on m_t . The result, superimposed as the dots in Fig. 4, confirms the assumed linear dependence. Then the $m_{J/\psi+\ell}$ distribution obtained for $m_t = 172.5$ GeV is fitted to $P_{\text{sig+bkg}}$ fixing thereby the dependence of μ_g , σ_g , γ_γ , β_γ , μ_γ , and α on m_t , only leaving m_t free. The result is statistically compatible with 172.5 GeV.

The performance of this fitting method is evaluated with pseudo-data experiments. From $P_{\text{sig+bkg}}$, described by Eq. (1), with m_t fixed at 172.5 GeV, 3 000 pseudo-data experiments of N_{evt} events are drawn, where N_{evt} follows a Poisson distribution around the 666 events observed in data. Each pseudo-data experiment is fitted to $P_{\text{sig+bkg}}$, with m_t being once again the only free parameter. The same procedure is reproduced for different m_t values in $P_{\text{sig+bkg}}$. The residual and the pull, respectively defined as the difference between the fit result and the input value and the difference between the fit result and the input value relative to the fit uncertainty, are computed for each pseudo-data event. The mean and width of the pull and residual distributions obtained for each pseudo-data experiment are rescaled to propagate uncertainties due to the limited numbers of pseudo-data experiments and simulated events. The means and widths

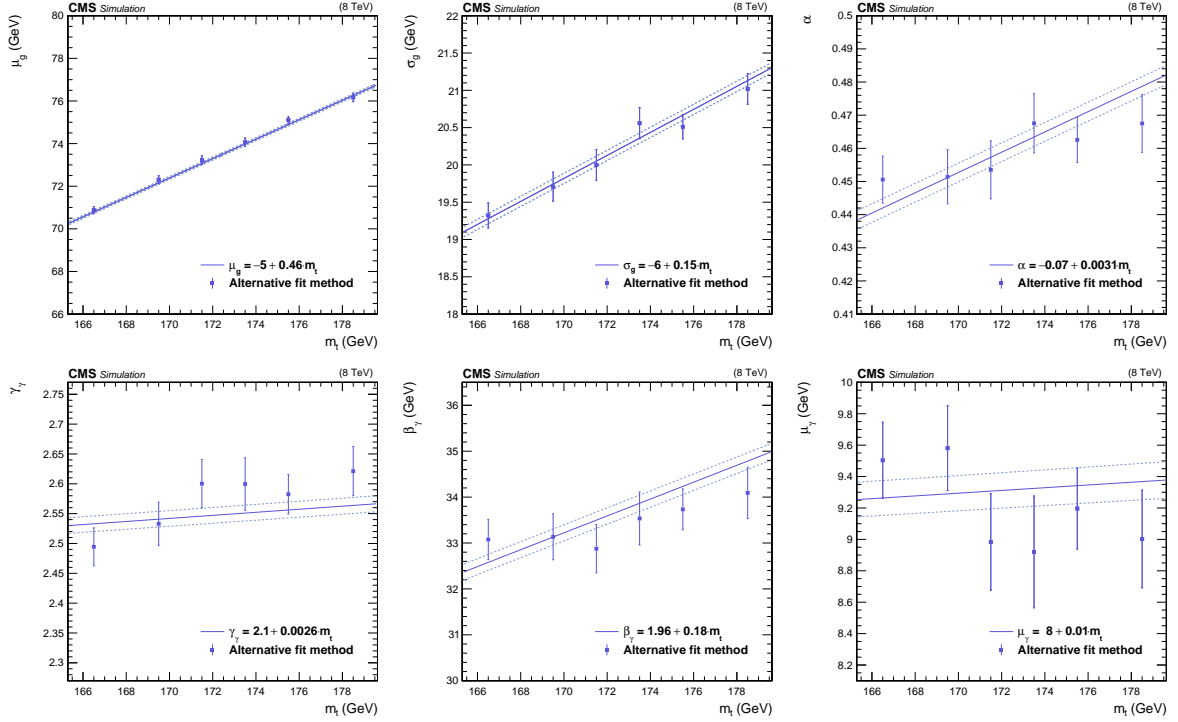


Figure 4: Mean (upper left) and standard deviation (upper middle) of the Gaussian distribution describing the peak of the $m_{J/\psi+\ell}$ distributions, relative contribution of the Gaussian distribution to $P_{\text{sig}+\text{bkg}}$ (upper right), and shape (lower left), scale (lower middle), and shift (lower right) parameters of the gamma distribution, as a function of input m_t . The solid lines are the result of the simultaneous fit described in Section 3.1, while the dashed lines indicate the 68% confidence level of the fit. The superimposed data points are the result of the alternative fitting method described in Section 3.2.

of the pull distributions are found to be constant in m_t and compatible with 0 and 1 within their respective statistical uncertainties. The method to extract m_t from the $m_{J/\psi+\ell}$ distribution can therefore be considered as unbiased. Each of the six mass points results in a mean and width from the residual distribution, which are interpolated to $m_t = 172.5 \text{ GeV}$. The spread of the mean values is used to estimate the systematic uncertainty arising from the size of the simulated event samples (0.22 GeV) and the width values are used to derive the expected statistical uncertainty for the data (2.9 GeV).

3.3 Modeling heavy-quark fragmentation

Since this measurement is expected to be particularly sensitive to heavy-quark fragmentation, its corresponding modeling in simulated events is studied in detail.

The $t\bar{t}$ simulated event samples in the measurement are generated using the Z2* tune. The p_T distribution of the b hadron at the generator level ($p_T^{\text{gen}}(\text{B})$), relative to that of the jet the hadron is matched to ($p_T^{\text{gen}}(\text{jet})$), is used to compare the Z2* tune to two alternative tunes and their variants:

1. An updated version of the Z2* tune, which better describes fragmentation in e^+e^- data, is denoted Z2* LEP r_b [41]. The r_b parameter in the Bowler extension of the fragmentation function [20] changes from $r_b = 1.0$ for Z2* to 0.591 for Z2* LEP r_b . Values that provide 1 standard deviation changes in the r_b parameter, respectively of $r_b = 0.317$ (Z2* LEP r_b^+)

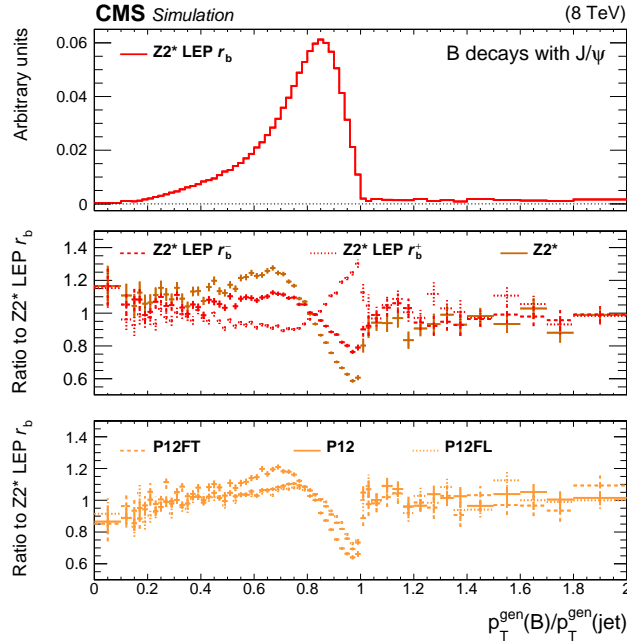


Figure 5: Ratio of the p_T of the b hadrons to the p_T of the matched generator-level jet for the $Z2^*$ LEP r_b tune (upper), the ratio to $Z2^*$ LEP r_b for the $Z2^*$, $Z2^*$;LEP r_b^- , and $Z2^*$ LEP r_b^+ tunes (middle), and the ratio to $Z2^*$ LEP r_b for the P12, P12FT, and P12FL tunes (lower). As neutrinos are not clustered within jets, it happens in very rare cases that $p_T^{\text{gen}}(\text{B}) > p_T^{\text{gen}}(\text{jet})$. For this effect to be visible, the horizontal axis range is extended beyond 1 unit.

and 0.807 ($Z2^*$ LEP r_b^-), are also considered;

2. The Perugia 12 (P12) tune is used along with two variants [42] for which the fragmentation process is altered to be harder in the longitudinal (“FL”) and transverse (“FT”) directions by changing for all quarks the a and b parameters of the Lund fragmentation function [19]. The P12 tune is an update of the Perugia 11 tune, used in other analyses, e.g. Ref. [41].

Figure 5 shows the ratio of $p_T^{\text{gen}}(\text{B})/p_T^{\text{gen}}(\text{jet})$ distribution for the $Z2^*$ LEP r_b tune. For the $Z2^*$, $Z2^*$ LEP r_b^- , $Z2^*$ LEP r_b^+ , P12, P12FT, and P12FL tunes, the ratio to $Z2^*$ LEP r_b is shown. Since this distribution reflects how the p_T of the b quark is transferred to the b hadron, it is a good probe of fragmentation modeling.

A reweighting procedure, based on the p_T distribution of the b hadron at generator level relative to that of the jet the hadron belongs to, is applied to the $m_{J/\psi+l}$ distribution generated with the $Z2^*$ tune at $m_t = 172.5 \text{ GeV}$. This provides a consistent modeling of the underlying event and color reconnection effects in the $Z2^*$ tune, while the description of fragmentation changes. Each reweighted $m_{J/\psi+l}$ distribution is then fitted to $P_{\text{sig+bkg}}$, with m_t being its only free parameter. Figure 6 shows the dependence of the fitted m_t on the average jet p_T fraction carried by the b hadron in exclusive decays. In Ref. [41], it was found that the default $Z2^*$ tune is softer than the data for $t\bar{t}$ events, and the $Z2^*$ LEP r_b tune is a better match to the data. It appears in Fig. 6 that P12 and $Z2^*$ tune families give compatible results within statistical uncertainties. The $Z2^*$ LEP r_b tune is therefore chosen as the baseline, implying a shift of -0.71 GeV to the fit results. The difference between the m_t values obtained for its soft and hard variants is assigned as a systematic uncertainty.

A closure test on the reweighting procedure has been done using simulated event samples

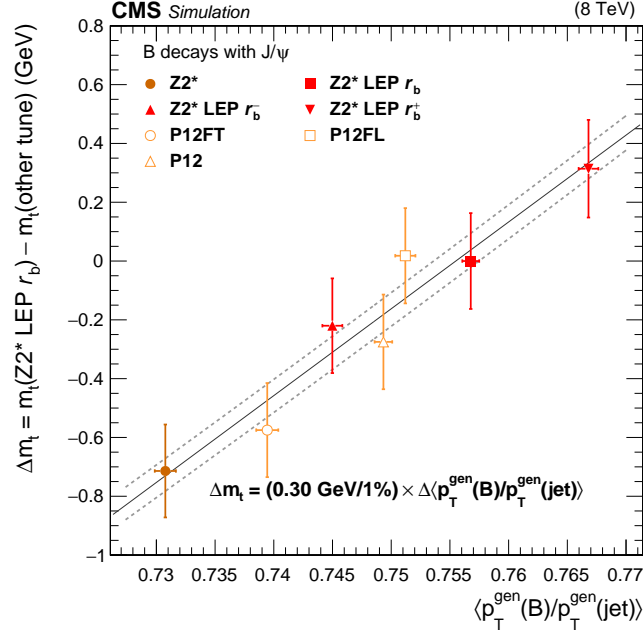


Figure 6: Dependence of the extracted m_t value on the average fragmentation ratio $\langle p_T^{\text{gen}}(\text{B})/p_T^{\text{gen}}(\text{jet}) \rangle$, fitted to a linear function.

generated with the P12 tune family. It validates the strategy of reweighting only the p_T transfer $p_T^{\text{gen}}(\text{B})/p_T^{\text{gen}}(\text{jet})$.

3.4 Results

Figure 7 shows the $m_{J/\psi+\ell}$ data distribution together with the results of a maximum-likelihood fit to Eq. (1). The fit gives a good description of the data, apart from the low mass region, where the missing radiation correction becomes important (see Sec. 2.3). The inset shows the negative logarithm of the likelihood function L relative to its maximum L_{max} as a function of m_t , which is the only free parameter in the fit. The value of the fitted mass, after implementing the shift of -0.71 GeV described in Section 3.3, is 173.5 GeV, with a 68% confidence level statistical uncertainty of 3.0 GeV.

4 Systematic uncertainties

The size of each systematic uncertainty is evaluated from its impact on the $m_{J/\psi+\ell}$ shape and its propagation to the fit to extract m_t . For each source of uncertainty, the $m_{J/\psi+\ell}$ distributions are generated for the corresponding variations and then fitted to the nominal parametrization of $P_{\text{sig+bkg}}$ obtained without variation. A cross-check is performed using pseudo-data experiments. The average shift of m_t with respect to the reference is taken as an estimate of the magnitude of the systematic uncertainty. Both methods are always in good agreement within the statistical uncertainty.

Table 2 summarizes the results obtained for the evaluation of the systematic uncertainties, which are described in detail in Sections 4.1 and 4.2, and considered as uncorrelated.

4.1 Experimental uncertainties

Limited size of the simulation samples As described in Section 3.2, pseudo-data experiments are drawn from $P_{\text{sig+bkg}}$ for seven different m_t values. The spread of the residual mean

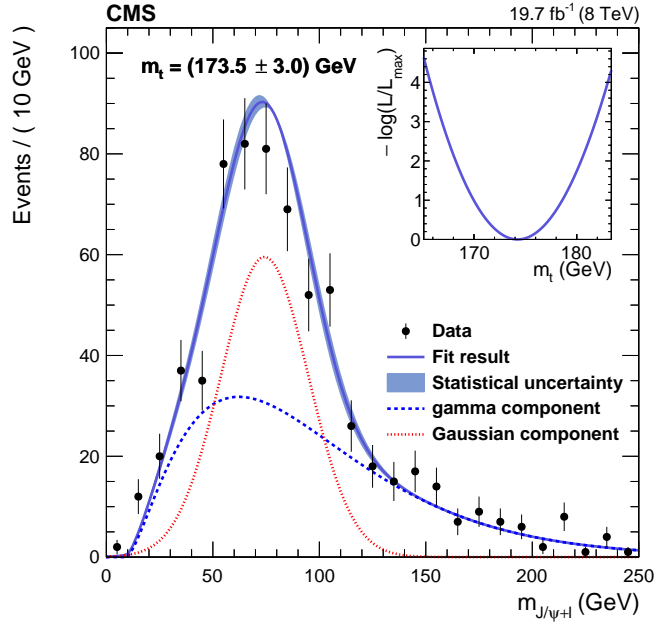


Figure 7: Distribution in the invariant mass of the J/ψ meson candidate and the leading lepton combination, fitted to $P_{\text{sig+bkg}}$ of Eq. (1) through the maximization of a likelihood function. The inset shows the negative logarithm of the likelihood function L relative to its maximum L_{max} as a function of the only free parameter, which is m_t .

is interpreted as the uncertainty due to the finite size of the simulated event samples used for the calibration. No systematic uncertainty stemming from the shape parametrization is added.

Leading lepton momentum scale The average uncertainties in the leading lepton transverse momentum scale are below 0.1% in the case of muons [10] and 0.3% in the case of electrons [34]. This uncertainty, given as a function of p_T and η , is propagated to $m_{J/\psi+l}$ and the effect on the m_t fit is evaluated.

Modeling of the J/ψ meson candidate mass distribution Despite the corrections applied to the muon p_T scale, the shape of the J/ψ meson candidate mass distribution observed in data is not exactly reproduced in the simulation, in which final-state radiation from soft muons is not modelled. Conservatively, the full difference is treated as a potential systematic uncertainty. Thus, the $m_{J/\psi+l}$ distribution is recomputed for a reweighted J/ψ meson candidate mass, such that the peak position and the width of the simulated distribution are the same as for the data. The uncertainty associated with this effect is computed as the difference between the top quark masses fitted before and after reweighting.

Jet energy scale and resolution In this analysis, the jet energy scale and resolution affect only the event yield. The effect of the jet energy scale uncertainty is studied by scaling the reconstructed jet energy by a p_T - and η -dependent scale factor before the event selection is applied. Similarly, the effect of the jet energy resolution uncertainty is studied by varying the jet energy resolution of the simulated events according to the estimated uncertainty.

Trigger efficiencies As reported in Section 2.2, the single-lepton trigger efficiencies are applied to simulated events. A conservative systematic uncertainty of $\pm 3\%$ is assumed for the trigger efficiencies. The difference between the top quark masses fitted with upwards and downwards variations is taken as the uncertainty.

Table 2: Summary of the impact of systematic uncertainties on the top quark mass according to the contributions from each source.

Source	Value (GeV)
Experimental uncertainties	
Limited size of the simulation samples	± 0.22
Muon momentum scale	± 0.09
Electron momentum scale	± 0.11
Modeling of the J/ψ meson candidate mass distribution	$+0.09$
Jet energy scale	< 0.01
Jet energy resolution	< 0.01
Trigger efficiencies	± 0.02
Pileup	± 0.07
Theoretical uncertainties	
Background normalization	± 0.01
Matrix-element generator	-0.37
Factorization and renormalization scales	$+0.12, -0.46$
Matching of matrix element and parton shower	$+0.12, -0.58$
Top quark transverse momentum	$+0.64$
b quark fragmentation	± 0.30
Underlying event	± 0.13
Modeling of color reconnection	$+0.12$
Parton distribution functions	$+0.39, -0.11$
Total (in quadrature)	$+0.89, -0.94$

Pileup Simulated events are reweighted event by event to reproduce the number of pileup events observed in data. A 5% variation on the minimum-bias cross section [43] used is propagated to $m_{J/\psi+\ell}$ and m_t .

4.2 Theoretical uncertainties

Background normalization Processes are normalized to their theoretical cross sections. To evaluate the effect of the uncertainties in these cross sections, obtained from scale variations in the theoretical calculation, the main background contributions, i.e. $W/Z + \text{jets}$ and $WW/ZZ/WZ$, are varied by $\pm 20\%$ and $\pm 5\%$, respectively. Variations in the theoretical cross sections of other processes have negligible impact on the measurement.

Matrix-element generator The MADGRAPH LO matrix-element predictions used for the calibration of the measurement are compared with the NLO POWHEG predictions for $m_t = 172.5 \text{ GeV}$. The difference, propagated to the measured mass, is assigned as a systematic uncertainty.

Factorization and renormalization scales In the signal simulation, μ_F and μ_R are set to a common value $Q^2 = m_t^2 + \sum (p_T^{\text{parton}})^2$, where p_T^{parton} is the transverse momentum of the partons. Alternative samples with Q varied by a factor of 0.5 or 2 are used to estimate the effect of the uncertainties in the factorization and renormalization scales.

Matrix element/parton shower matching threshold This matching threshold is a parameter used in the simulation to define the limit at which the generation of extra jets is made by PYTHIA instead of the matrix-element generator MADGRAPH, and therefore controls the hardest initial- and final-state radiation in the event. The effect of the choice of this threshold is

evaluated using dedicated samples in which the parameter is changed from the default value of 40 GeV down to 30 GeV and up to 60 GeV, as discussed in Ref. [44].

Top quark transverse momentum Evidence of a mismodeling of the top quark p_T by MADGRAPH has been obtained by the differential cross sections measurements in CMS [45, 46]. To quantify the effect of this mismodeling on m_t , an event-by-event reweighting is applied to the simulation to reproduce the top quark p_T shape observed in data. The difference between the top quark masses fitted with and without this reweighting is taken as the uncertainty.

Fragmentation functions The $t\bar{t}$ simulated event samples used for the measurement are produced with the default Z2* tune, with a correction applied to the fitted result so as to use the Z2* LEP r_b tune as a baseline. These two tunes are based upon data collected at LEP and elsewhere. Porting an MC simulation tune from LEP to LHC implies the assumption of the factorization between the perturbative and nonperturbative parts in the shower evolution, which are typically fitted together, and the noncorrelation of these fits with the color structure of the event, which is clearly different in $e^+e^- \rightarrow b\bar{b}$ and $pp \rightarrow t\bar{t} \rightarrow bW^-\bar{b}W^+$ events. These differences are considered to be covered by the underlying event and color reconnection modeling uncertainty. The uncertainty stemming from the modeling of the b hadron decay induces variations of the b hadron relative p_T that are much smaller than the uncertainty in r_b for the Z2* LEP r_b tune [47]. Thus, only the effect of fragmentation parameters constrained by the LEP data is considered as an additional source of systematic uncertainty, assigning the maximum difference between the m_t values obtained for the Z2* LEP r_b^\pm and Z2* LEP r_b tunes, shown in Fig. 6, as the systematic uncertainty stemming from the fragmentation modeling. The size of the uncertainty is found to be comparable to the one estimated in a different way in Ref. [9].

Hadronization modeling A generator-level study using SHERPA (v2.1.0) [48] has been carried out in the context of Ref. [41]. The SHERPA generator allows us to use the same p_T -ordered shower model (CSSHOWER++ [49]), while interfacing with two alternative hadronization/fragmentation models. The difference between the cluster and the string models on the $m_{J/\psi+\ell}$ shape is much smaller than the difference between the Z2* LEP r_b^+ and Z2* LEP r_b^- tunes. Thus, only the difference between the two fragmentation tunes is considered as a source of systematic uncertainty and no extra uncertainty stemming from the hadronization model is assigned.

Underlying event and color reconnection modeling These effects are evaluated using variations of the Perugia 12 (P12) underlying event tune [42]. Two variations (“ueHi” and “ueLo”) are compared to the nominal P12 tune to evaluate the effect of the underlying event in the measurement. The nominal P12 tune is taken here as the reference as it contains not only a dedicated parametrization of the fragmentation function, but also different parametrizations for the hadron multiplicities. The difference between the nominal P12 tune and a separate variation where color reconnection effects are smaller (“crLo”) is assigned as the systematic uncertainty due to this effect.

Parton distribution functions As stated in Section 2.2, the default PDF tune is CTEQ6L1 for $t\bar{t}$ simulated events in this analysis. The m_t value fitted in this tune is compared to the one obtained for the CT14 NLO [50], MMHT2014 NCL 68CL [51], and NNPDF30 NLO AS0118 [52] tunes, applying the PDF4LHC recommendations [53, 54]. Diagonalized uncertainty sources of each PDF set are used to derive event-by-event weights, which are then applied to obtain a variation of the $M_{J/\psi+\ell}$ shape. The maximal difference with respect to the nominal $M_{J/\psi+\ell}$ shape is quoted as the systematic uncertainty.

5 Summary

The first measurement of the mass of the top quark is presented in the decay channel $t \rightarrow (W \rightarrow \ell\nu) (b \rightarrow J/\psi + X \rightarrow \mu^+\mu^- + X)$. An event selection is implemented in proton-proton collisions recorded with the CMS detector at $\sqrt{s} = 8$ TeV, to obtain a sample of high purity leptonically-decaying top quarks in $t\bar{t}$ and single top quark production events containing one J/ψ meson candidate that decays into an oppositely-charged muon pair. The data correspond to an integrated luminosity of 19.7 fb^{-1} . There are 355 events observed with a muon and 311 with an electron as leading isolated lepton, in agreement with expectations from simulation.

The top quark mass is extracted from an unbinned maximum-likelihood fit to the invariant mass of the leading lepton and J/ψ meson candidate. The resulting m_t measurement is 173.5 GeV, with a statistical uncertainty of 3.0 GeV and a systematic uncertainty of 0.9 GeV. This is the first time that this method has been applied to a physics analysis and the systematic uncertainty is of the same order of magnitude as that estimated in Ref. [9]. Even though the results are statistically limited, the dominant systematic uncertainties are different from those of the most precise direct reconstruction methods. As the sensitivity to jet-related uncertainties is negligible, this allows the possibility to contribute significantly in combination with other m_t measurements. Furthermore, with the larger data set expected in the next runs of the LHC, the method described in this paper will provide a result which will be more competitive with those obtained from the conventional reconstruction techniques.

Acknowledgments

We congratulate our colleagues in the CERN accelerator departments for the excellent performance of the LHC and thank the technical and administrative staffs at CERN and at other CMS institutes for their contributions to the success of the CMS effort. In addition, we gratefully acknowledge the computing centers and personnel of the Worldwide LHC Computing Grid for delivering so effectively the computing infrastructure essential to our analyses. Finally, we acknowledge the enduring support for the construction and operation of the LHC and the CMS detector provided by the following funding agencies: BMWFW and FWF (Austria); FNRS and FWO (Belgium); CNPq, CAPES, FAPERJ, and FAPESP (Brazil); MES (Bulgaria); CERN; CAS, MoST, and NSFC (China); COLCIENCIAS (Colombia); MSES and CSF (Croatia); RPF (Cyprus); SENESCYT (Ecuador); MoER, ERC IUT and ERDF (Estonia); Academy of Finland, MEC, and HIP (Finland); CEA and CNRS/IN2P3 (France); BMBF, DFG, and HGF (Germany); GSRT (Greece); OTKA and NIH (Hungary); DAE and DST (India); IPM (Iran); SFI (Ireland); INFN (Italy); MSIP and NRF (Republic of Korea); LAS (Lithuania); MOE and UM (Malaysia); BUAP, CINVESTAV, CONACYT, LNS, SEP, and UASLP-FAI (Mexico); MBIE (New Zealand); PAEC (Pakistan); MSHE and NSC (Poland); FCT (Portugal); JINR (Dubna); MON, RosAtom, RAS and RFBR (Russia); MESTD (Serbia); SEIDI and CPAN (Spain); Swiss Funding Agencies (Switzerland); MST (Taipei); ThEPCenter, IPST, STAR and NSTDA (Thailand); TUBITAK and TAEK (Turkey); NASU and SFFR (Ukraine); STFC (United Kingdom); DOE and NSF (USA).

Individuals have received support from the Marie-Curie program and the European Research Council and EPLANET (European Union); the Leventis Foundation; the A. P. Sloan Foundation; the Alexander von Humboldt Foundation; the Belgian Federal Science Policy Office; the Fonds pour la Formation à la Recherche dans l'Industrie et dans l'Agriculture (FRIA-Belgium); the Agentschap voor Innovatie door Wetenschap en Technologie (IWT-Belgium); the Ministry of Education, Youth and Sports (MEYS) of the Czech Republic; the Council of Science and Industrial Research, India; the HOMING PLUS program of the Foundation for Polish Science,

cofinanced from European Union, Regional Development Fund, the Mobility Plus program of the Ministry of Science and Higher Education, the National Science Center (Poland), contracts Harmonia 2014/14/M/ST2/00428, Opus 2013/11/B/ST2/04202, 2014/13/B/ST2/02543 and 2014/15/B/ST2/03998, Sonata-bis 2012/07/E/ST2/01406; the Thalys and Aristeia programs cofinanced by EU-ESF and the Greek NSRF; the National Priorities Research Program by Qatar National Research Fund; the Programa Clarín-COFUND del Principado de Asturias; the Rachada-pisek Sompot Fund for Postdoctoral Fellowship, Chulalongkorn University and the Chulalongkorn Academic into Its 2nd Century Project Advancement Project (Thailand); and the Welch Foundation, contract C-1845.

References

- [1] M. Baak et al., “The global electroweak fit at NNLO and prospects for the LHC and ILC”, *Eur. Phys. J. C* **74** (2014) 3046, doi:10.1140/epjc/s10052-014-3046-5, arXiv:1407.3792.
- [2] A. J. Buras, J. Girrbach, D. Guadagnoli, and G. Isidori, “On the Standard Model prediction for $\text{BR}(B_{s,d} \rightarrow \mu^+ \mu^-)$ ”, *Eur. Phys. J. C* **72** (2012) 2172, doi:10.1140/epjc/s10052-012-2172-1, arXiv:1208.0934.
- [3] G. Degrandi et al., “Higgs mass and vacuum stability in the Standard Model at NNLO”, *JHEP* **08** (2012) 098, doi:10.1007/JHEP08(2012)098, arXiv:1205.6497.
- [4] CDF Collaboration, “Observation of Top Quark Production in $\bar{p}p$ Collisions with the Collider Detector at Fermilab”, *Phys. Rev. Lett.* **74** (1995) 2626, doi:10.1103/PhysRevLett.74.2626, arXiv:hep-ex/9503002.
- [5] D0 Collaboration, “Observation of the Top Quark”, *Phys. Rev. Lett.* **74** (1995) 2632, doi:10.1103/PhysRevLett.74.2632, arXiv:hep-ex/9503003.
- [6] ATLAS Collaboration, “Measurement of the top quark mass in the $t\bar{t} \rightarrow \text{lepton}+\text{jets}$ and $t\bar{t} \rightarrow \text{dilepton}$ channels using $\sqrt{s} = 7$ TeV ATLAS data”, *Eur. Phys. J. C* **75** (2015) 330, doi:10.1140/epjc/s10052-015-3544-0, arXiv:1503.05427.
- [7] CMS Collaboration, “Measurement of the top quark mass using proton-proton data at $\sqrt{s} = 7$ and 8 TeV”, *Phys. Rev. D* **93** (2016) 072004, doi:10.1103/PhysRevD.93.072004, arXiv:1509.04044.
- [8] CMS Collaboration, “Letter of intent: by the CMS Collaboration for a general purpose detector at LHC”, CERN-LHCC 92-003, 1992.
- [9] A. Kharchilava, “Top mass determination in leptonic final states with J/ψ ”, *Phys. Lett. B* **476** (2000) 73, doi:10.1016/S0370-2693(00)00120-9, arXiv:hep-ph/9912320.
- [10] CMS Collaboration, “Performance of CMS muon reconstruction in pp collision events at $\sqrt{s} = 7$ TeV”, *JINST* **7** (2012) P10002, doi:10.1088/1748-0221/7/10/P10002, arXiv:1206.4071.
- [11] CMS Collaboration, “The CMS experiment at the CERN LHC”, *JINST* **3** (2008) S08004, doi:10.1088/1748-0221/3/08/S08004.
- [12] CMS Collaboration, “CMS Luminosity Based on Pixel Cluster Counting – Summer 2013 Update”, CMS Physics Analysis Summary CMS-PAS-LUM-13-001, 2013.

- [13] J. Alwall et al., “The automated computation of tree-level and next-to-leading order differential cross sections, and their matching to parton shower simulations”, *JHEP* **07** (2014) 079, doi:10.1007/JHEP07(2014)079, arXiv:1405.0301.
- [14] T. Sjöstrand, S. Mrenna, and P. Z. Skands, “PYTHIA 6.4 physics and manual”, *JHEP* **05** (2006) 026, doi:10.1088/1126-6708/2006/05/026, arXiv:hep-ph/0603175.
- [15] N. Davidson et al., “Universal interface of TAUOLA: Technical and physics documentation”, *Comput. Phys. Commun.* **183** (2012) 821, doi:10.1016/j.cpc.2011.12.009, arXiv:1002.0543.
- [16] J. Pumplin et al., “New Generation of Parton Distributions with Uncertainties from Global QCD Analysis”, *JHEP* **07** (2002) 012, doi:10.1088/1126-6708/2002/07/012, arXiv:hep-ph/0201195.
- [17] R. Field, “Early LHC Underlying Event Data - Findings and Surprises”, (2010). arXiv:1010.3558. Hadron collider physics. Proceedings, 22nd Conference, HCP 2010, Toronto, Canada, August 23-27, 2010.
- [18] M. L. Mangano, M. Moretti, F. Piccinini, and M. Treccani, “Matching matrix elements and shower evolution for top-quark production in hadronic collisions”, *JHEP* **01** (2007) 013, doi:10.1088/1126-6708/2007/01/013, arXiv:hep-ph/0611129.
- [19] B. Andersson, G. Gustafson, G. Ingelman, and T. Sjöstrand, “Parton fragmentation and string dynamics”, *Phys. Rep.* **97** (1983) 31, doi:10.1016/0370-1573(83)90080-7.
- [20] M. G. Bowler, “ e^+e^- Production of heavy quarks in the string model”, *Z. Phys. C* **11** (1981) 169, doi:10.1007/BF01574001.
- [21] T. Kinoshita, “Mass Singularities of Feynman Amplitudes”, *J. Math. Phys.* **3** (1962) 650, doi:10.1063/1.1724268.
- [22] T. D. Lee and M. Nauenberg, “Degenerate Systems and Mass Singularities”, *Phys. Rev. B* **133** (1964) 1549, doi:10.1103/PhysRev.133.B1549.
- [23] “Z physics at LEP 1, vol. 3: Event generators and software”, CERN Yellow Report CERN-YELLOW-89-08-V-3, 1989. doi:10.5170/CERN-1989-008-V-3.
- [24] S. Alioli, P. Nason, C. Oleari, and E. Re, “NLO single-top production matched with shower in POWHEG: s - and t -channel contributions”, *JHEP* **09** (2009) 111, doi:10.1088/1126-6708/2009/09/111, arXiv:0907.4076. [Erratum: doi:10.1007/JHEP02(2010)011].
- [25] E. Re, “Single-top Wt -channel production matched with parton showers using the POWHEG method”, *Eur. Phys. J. C* **71** (2011) 1547, doi:10.1140/epjc/s10052-011-1547-z, arXiv:1009.2450.
- [26] M. Czakon, P. Fiedler, and A. Mitov, “Total Top-Quark Pair-Production Cross Section at Hadron Colliders Through $\mathcal{O}(\alpha_s^4)$ ”, *Phys. Rev. Lett.* **110** (2013) 252004, doi:10.1103/PhysRevLett.110.252004, arXiv:1303.6254.
- [27] N. Kidonakis, “NNLL threshold resummation for top-pair and single-top production”, *Phys. Part. Nucl.* **45** (2014) 714, doi:10.1134/S1063779614040091, arXiv:1210.7813.

- [28] R. Gavin, Y. Li, F. Petriello, and S. Quackenbush, “FEWZ 2.0: A code for hadronic Z production at next-to-next-to-leading order”, *Comput. Phys. Commun.* **182** (2011) 2388, doi:10.1016/j.cpc.2011.06.008, arXiv:1011.3540.
- [29] R. Gavin, Y. Li, F. Petriello, and S. Quackenbush, “W Physics at the LHC with FEWZ 2.1”, *Comput. Phys. Commun.* **184** (2013) 208, doi:10.1016/j.cpc.2012.09.005, arXiv:1201.5896.
- [30] J. M. Campbell, R. K. Ellis, and C. Williams, “Vector boson pair production at the LHC”, *JHEP* **07** (2011) 018, doi:10.1007/JHEP07(2011)018, arXiv:1105.0020.
- [31] GEANT4 Collaboration, “GEANT4—a simulation toolkit”, *Nucl. Instrum. Meth. A* **506** (2003) 250, doi:10.1016/S0168-9002(03)01368-8.
- [32] CMS Collaboration, “Particle-Flow Event Reconstruction in CMS and Performance for Jets, Taus, and E_T^{miss} ”, CMS Physics Analysis Summary CMS-PAS-PFT-09-001, 2009.
- [33] CMS Collaboration, “Commissioning of the Particle-flow Event Reconstruction with the first LHC collisions recorded in the CMS detector”, CMS Physics Analysis Summary CMS-PAS-PFT-10-001, 2010.
- [34] CMS Collaboration, “Performance of electron reconstruction and selection with the CMS detector in proton-proton collisions at $\sqrt{s} = 8$ TeV”, *JINST* **10** (2015) P06005, doi:10.1088/1748-0221/10/06/P06005, arXiv:1502.02701.
- [35] M. Cacciari, G. P. Salam, and G. Soyez, “The anti- k_r jet clustering algorithm”, *JHEP* **04** (2008) 063, doi:10.1088/1126-6708/2008/04/063, arXiv:0802.1189.
- [36] CMS Collaboration, “Determination of jet energy calibration and transverse momentum resolution in CMS”, *JINST* **6** (2011) P11002, doi:10.1088/1748-0221/6/11/P11002, arXiv:1107.4277.
- [37] CMS Collaboration, “Measurement of the $t\bar{t}$ production cross section in the $e\text{-}\mu$ channel in proton-proton collisions at $\sqrt{s} = 7$ and 8 TeV”, (2016). arXiv:1603.02303. Submitted to JHEP.
- [38] R. Frühwirth, “Application of Kalman filtering to track and vertex fitting”, *Nucl. Instrum. Meth. A* **262** (1987) 444, doi:10.1016/0168-9002(87)90887-4.
- [39] R. Frühwirth, W. Waltenberger, and P. Vanlaer, “Adaptive vertex fitting”, *J. Phys. G* **34** (2007) N343, doi:10.1088/0954-3899/34/12/N01.
- [40] CMS Collaboration, “Measurement of J/ψ and $\psi(2S)$ Prompt Double-Differential Cross Sections in pp Collisions at $\sqrt{s} = 7$ TeV”, *Phys. Rev. Lett.* **114** (2015) 191802, doi:10.1103/PhysRevLett.114.191802, arXiv:1502.04155.
- [41] CMS Collaboration, “Measurement of the top quark mass using charged particles in pp collisions at $\sqrt{s} = 8$ TeV”, *Phys. Rev. D* **93** (2016) 2006, doi:10.1103/PhysRevD.93.092006, arXiv:1603.06536.
- [42] P. Z. Skands, “Tuning Monte Carlo generators: The Perugia tunes”, *Phys. Rev. D* **82** (2010) 074018, doi:10.1103/PhysRevD.82.074018, arXiv:1005.3457.
- [43] CMS Collaboration, “Measurement of the inelastic proton-proton cross section at $\sqrt{s} = 7$ TeV”, *Phys. Lett. B* **722** (2013) 5, doi:10.1016/j.physletb.2013.03.024, arXiv:1210.6718.

- [44] CMS Collaboration, "Measurement of $t\bar{t}$ production with additional jet activity, including b quark jets, in the dilepton decay channel using pp collisions at $\sqrt{s} = 8$ TeV", *Eur. Phys. J. C* **76** (2016) 379, doi:10.1140/epjc/s10052-016-4105-x, arXiv:1510.03072.
- [45] CMS Collaboration, "Measurement of the differential cross section for top quark pair production in pp collisions at $\sqrt{s} = 8$ TeV", *Eur. Phys. J. C* **75** (2015) 542, doi:10.1140/epjc/s10052-015-3709-x, arXiv:1505.04480.
- [46] CMS Collaboration, "Measurement of the $t\bar{t}$ Production Cross Section in the All-Jets Final State in pp Collisions at $\sqrt{s} = 8$ TeV", *Eur. Phys. J. C* **76** (2016) 128, doi:10.1140/epjc/s10052-016-3956-5, arXiv:1509.06076.
- [47] BaBar Collaboration, "Study of inclusive production of charmonium mesons in B decay", *Phys. Rev. D* **67** (2003) 032002, doi:10.1103/PhysRevD.67.032002, arXiv:hep-ex/0207097.
- [48] T. Gleisberg et al., "Event generation with SHERPA 1.1", *JHEP* **02** (2009) 007, doi:10.1088/1126-6708/2009/02/007, arXiv:0811.4622.
- [49] S. Schumann and F. Krauss, "A parton shower algorithm based on Catani-Seymour dipole factorisation", *JHEP* **03** (2008) 038, doi:10.1088/1126-6708/2008/03/038, arXiv:0709.1027.
- [50] S. Dulat et al., "New parton distribution functions from a global analysis of quantum chromodynamics", *Phys. Rev. D* **93** (2016) 033006, doi:10.1103/PhysRevD.93.033006, arXiv:1506.07443.
- [51] L. A. Harland-Lang, A. D. Martin, P. Motylinski, and R. S. Thorne, "Parton distributions in the LHC era: MMHT 2014 PDFs", *Eur. Phys. J. C* **75** (2015) 204, doi:10.1140/epjc/s10052-015-3397-6, arXiv:1412.3989.
- [52] NNPDF Collaboration, "Parton distributions for the LHC Run II", *JHEP* **04** (2015) 040, doi:10.1007/JHEP04(2015)040, arXiv:1410.8849.
- [53] S. Alekhin et al., "The PDF4LHC Working Group Interim Report", (2011). arXiv:1101.0536.
- [54] M. Botje et al., "The PDF4LHC Working Group Interim Recommendations", (2011). arXiv:1101.0538.

A The CMS Collaboration

Yerevan Physics Institute, Yerevan, Armenia

V. Khachatryan, A.M. Sirunyan, A. Tumasyan

Institut für Hochenergiephysik der OeAW, Wien, Austria

W. Adam, E. Asilar, T. Bergauer, J. Brandstetter, E. Brondolin, M. Dragicevic, J. Erö, M. Flechl, M. Friedl, R. Frühwirth¹, V.M. Ghete, C. Hartl, N. Hörmann, J. Hrubec, M. Jeitler¹, A. König, I. Krätschmer, D. Liko, T. Matsushita, I. Mikulec, D. Rabadý, N. Rad, B. Rahbaran, H. Rohringer, J. Schieck¹, J. Strauss, W. Treberer-Treberspurg, W. Waltenberger, C.-E. Wulz¹

National Centre for Particle and High Energy Physics, Minsk, Belarus

V. Mossolov, N. Shumeiko, J. Suarez Gonzalez

Universiteit Antwerpen, Antwerpen, Belgium

S. Alderweireldt, E.A. De Wolf, X. Janssen, J. Lauwers, M. Van De Klundert, H. Van Haevermaet, P. Van Mechelen, N. Van Remortel, A. Van Spilbeeck

Vrije Universiteit Brussel, Brussel, Belgium

S. Abu Zeid, F. Blekman, J. D'Hondt, N. Daci, I. De Bruyn, K. Deroover, N. Heracleous, S. Lowette, S. Moortgat, L. Moreels, A. Olbrechts, Q. Python, S. Tavernier, W. Van Doninck, P. Van Mulders, I. Van Parijs

Université Libre de Bruxelles, Bruxelles, Belgium

H. Brun, C. Caillol, B. Clerbaux, G. De Lentdecker, H. Delannoy, G. Fasanella, L. Favart, R. Goldouzian, A. Grebenyuk, G. Karapostoli, T. Lenzi, A. Léonard, J. Luetic, T. Maerschalk, A. Marinov, A. Randle-conde, T. Seva, C. Vander Velde, P. Vanlaer, R. Yonamine, F. Zenoni, F. Zhang²

Ghent University, Ghent, Belgium

A. Cimmino, T. Cornelis, D. Dobur, A. Fagot, G. Garcia, M. Gul, D. Poyraz, S. Salva, R. Schöfbeck, M. Tytgat, W. Van Driessche, E. Yazgan, N. Zaganidis

Université Catholique de Louvain, Louvain-la-Neuve, Belgium

H. Bakhshiansohi, C. Beluffi³, O. Bondu, S. Brochet, G. Bruno, A. Caudron, S. De Visscher, C. Delaere, M. Delcourt, B. Francois, A. Giammanco, A. Jafari, P. Jez, M. Komm, V. Lemaitre, A. Magitteri, A. Mertens, M. Musich, C. Nuttens, K. Piotrkowski, L. Quertenmont, M. Selvaggi, M. Vidal Marono, S. Wertz

Université de Mons, Mons, Belgium

N. Bely

Centro Brasileiro de Pesquisas Fisicas, Rio de Janeiro, Brazil

W.L. Aldá Júnior, F.L. Alves, G.A. Alves, L. Brito, C. Hensel, A. Moraes, M.E. Pol, P. Rebello Teles

Universidade do Estado do Rio de Janeiro, Rio de Janeiro, Brazil

E. Belchior Batista Das Chagas, W. Carvalho, J. Chinellato⁴, A. Custódio, E.M. Da Costa, G.G. Da Silveira⁵, D. De Jesus Damiao, C. De Oliveira Martins, S. Fonseca De Souza, L.M. Huertas Guativa, H. Malbouisson, D. Matos Figueiredo, C. Mora Herrera, L. Mundim, H. Nogima, W.L. Prado Da Silva, A. Santoro, A. Sznajder, E.J. Tonelli Manganote⁴, A. Vilela Pereira

Universidade Estadual Paulista ^a, Universidade Federal do ABC ^b, São Paulo, Brazil

S. Ahuja^a, C.A. Bernardes^b, S. Dogra^a, T.R. Fernandez Perez Tomei^a, E.M. Gregores^b,

P.G. Mercadante^b, C.S. Moon^a, S.F. Novaes^a, Sandra S. Padula^a, D. Romero Abad^b, J.C. Ruiz Vargas

Institute for Nuclear Research and Nuclear Energy, Sofia, Bulgaria

A. Aleksandrov, R. Hadjiiska, P. Iaydjiev, M. Rodozov, S. Stoykova, G. Sultanov, M. Vutova

University of Sofia, Sofia, Bulgaria

A. Dimitrov, I. Glushkov, L. Litov, B. Pavlov, P. Petkov

Beihang University, Beijing, China

W. Fang⁶

Institute of High Energy Physics, Beijing, China

M. Ahmad, J.G. Bian, G.M. Chen, H.S. Chen, M. Chen, Y. Chen⁷, T. Cheng, C.H. Jiang, D. Leggat, Z. Liu, F. Romeo, S.M. Shaheen, A. Spiezia, J. Tao, C. Wang, Z. Wang, H. Zhang, J. Zhao

State Key Laboratory of Nuclear Physics and Technology, Peking University, Beijing, China

Y. Ban, G. Chen, Q. Li, S. Liu, Y. Mao, S.J. Qian, D. Wang, Z. Xu

Universidad de Los Andes, Bogota, Colombia

C. Avila, A. Cabrera, L.F. Chaparro Sierra, C. Florez, J.P. Gomez, C.F. González Hernández, J.D. Ruiz Alvarez, J.C. Sanabria

University of Split, Faculty of Electrical Engineering, Mechanical Engineering and Naval Architecture, Split, Croatia

N. Godinovic, D. Lelas, I. Puljak, P.M. Ribeiro Cipriano, T. Sculac

University of Split, Faculty of Science, Split, Croatia

Z. Antunovic, M. Kovac

Institute Rudjer Boskovic, Zagreb, Croatia

V. Brigljevic, D. Ferencek, K. Kadija, S. Micanovic, L. Sudic, T. Susa

University of Cyprus, Nicosia, Cyprus

A. Attikis, G. Mavromanolakis, J. Mousa, C. Nicolaou, F. Ptochos, P.A. Razis, H. Rykaczewski

Charles University, Prague, Czech Republic

M. Finger⁸, M. Finger Jr.⁸

Universidad San Francisco de Quito, Quito, Ecuador

E. Carrera Jarrin

Academy of Scientific Research and Technology of the Arab Republic of Egypt, Egyptian Network of High Energy Physics, Cairo, Egypt

E. El-khateeb⁹, S. Elgammal¹⁰, A. Mohamed¹¹

National Institute of Chemical Physics and Biophysics, Tallinn, Estonia

B. Calpas, M. Kadastik, M. Murumaa, L. Perrini, M. Raidal, A. Tiko, C. Veelken

Department of Physics, University of Helsinki, Helsinki, Finland

P. Eerola, J. Pekkanen, M. Voutilainen

Helsinki Institute of Physics, Helsinki, Finland

J. Härkönen, V. Karimäki, R. Kinnunen, T. Lampén, K. Lassila-Perini, S. Lehti, T. Lindén, P. Luukka, T. Peltola, J. Tuominiemi, E. Tuovinen, L. Wendland

Lappeenranta University of Technology, Lappeenranta, Finland

J. Talvitie, T. Tuuva

IRFU, CEA, Université Paris-Saclay, Gif-sur-Yvette, France

M. Besancon, F. Couderc, M. Dejardin, D. Denegri, B. Fabbro, J.L. Faure, C. Favaro, F. Ferri, S. Ganjour, S. Ghosh, A. Givernaud, P. Gras, G. Hamel de Monchenault, P. Jarry, I. Kucher, E. Locci, M. Machet, J. Malcles, J. Rander, A. Rosowsky, M. Titov, A. Zghiche

Laboratoire Leprince-Ringuet, Ecole Polytechnique, IN2P3-CNRS, Palaiseau, France

A. Abdulsalam, I. Antropov, S. Baffioni, F. Beaudette, P. Busson, L. Cadamuro, E. Chapon, C. Charlot, O. Davignon, R. Granier de Cassagnac, M. Jo, S. Lisniak, P. Miné, M. Nguyen, C. Ochando, G. Ortona, P. Paganini, P. Pigard, S. Regnard, R. Salerno, Y. Sirois, T. Strebler, Y. Yilmaz, A. Zabi

Institut Pluridisciplinaire Hubert Curien, Université de Strasbourg, Université de Haute Alsace Mulhouse, CNRS/IN2P3, Strasbourg, FranceJ.-L. Agram¹², J. Andrea, A. Aubin, D. Bloch, J.-M. Brom, M. Buttignol, E.C. Chabert, N. Chanon, C. Collard, E. Conte¹², X. Coubez, J.-C. Fontaine¹², D. Gelé, U. Goerlach, A.-C. Le Bihan, J.A. Merlin¹³, K. Skovpen, P. Van Hove**Centre de Calcul de l'Institut National de Physique Nucleaire et de Physique des Particules, CNRS/IN2P3, Villeurbanne, France**

S. Gadrat

Université de Lyon, Université Claude Bernard Lyon 1, CNRS-IN2P3, Institut de Physique Nucléaire de Lyon, Villeurbanne, FranceS. Beauceron, C. Bernet, G. Boudoul, E. Bouvier, C.A. Carrillo Montoya, R. Chierici, D. Contardo, B. Courbon, P. Depasse, H. El Mamouni, J. Fan, J. Fay, S. Gascon, M. Gouzevitch, G. Grenier, B. Ille, F. Lagarde, I.B. Laktineh, M. Lethuillier, L. Mirabito, A.L. Pequegnot, S. Perries, A. Popov¹⁴, D. Sabes, V. Sordini, M. Vander Donckt, P. Verdier, S. Viret**Georgian Technical University, Tbilisi, Georgia**T. Toriashvili¹⁵**Tbilisi State University, Tbilisi, Georgia**

D. Lomidze

RWTH Aachen University, I. Physikalisches Institut, Aachen, GermanyC. Autermann, S. Beranek, L. Feld, A. Heister, M.K. Kiesel, K. Klein, M. Lipinski, A. Ostapchuk, M. Preuten, F. Raupach, S. Schael, C. Schomakers, J.F. Schulte, J. Schulz, T. Verlage, H. Weber, V. Zhukov¹⁴**RWTH Aachen University, III. Physikalisches Institut A, Aachen, Germany**

M. Brodski, E. Dietz-Laursonn, D. Duchardt, M. Endres, M. Erdmann, S. Erdweg, T. Esch, R. Fischer, A. Güth, M. Hamer, T. Hebbeker, C. Heidemann, K. Hoepfner, S. Knutzen, M. Merschmeyer, A. Meyer, P. Millet, S. Mukherjee, M. Olschewski, K. Padeken, T. Pook, M. Radziej, H. Reithler, M. Rieger, F. Scheuch, L. Sonnenschein, D. Teyssier, S. Thüer

RWTH Aachen University, III. Physikalisches Institut B, Aachen, GermanyV. Cherepanov, G. Flügge, W. Haj Ahmad, F. Hoehle, B. Kargoll, T. Kress, A. Künsken, J. Lingemann, T. Müller, A. Nehr Korn, A. Nowack, I.M. Nugent, C. Pistone, O. Pooth, A. Stahl¹³**Deutsches Elektronen-Synchrotron, Hamburg, Germany**M. Aldaya Martin, C. Asawatangtrakuldee, K. Beernaert, O. Behnke, U. Behrens, A.A. Bin Anuar, K. Borras¹⁶, A. Campbell, P. Connor, C. Contreras-Campana, F. Costanza, C. Diez

Pardos, G. Dolinska, G. Eckerlin, D. Eckstein, E. Eren, E. Gallo¹⁷, J. Garay Garcia, A. Geiser, A. Gizhko, J.M. Grados Luyando, P. Gunnellini, A. Harb, J. Hauk, M. Hempel¹⁸, H. Jung, A. Kalogeropoulos, O. Karacheban¹⁸, M. Kasemann, J. Keaveney, J. Kieseler, C. Kleinwort, I. Korol, D. Krücker, W. Lange, A. Lelek, J. Leonard, K. Lipka, A. Lobanov, W. Lohmann¹⁸, R. Mankel, I.-A. Melzer-Pellmann, A.B. Meyer, G. Mittag, J. Mnich, A. Mussgiller, E. Ntomari, D. Pitzl, R. Placakyte, A. Raspereza, B. Roland, M.Ö. Sahin, P. Saxena, T. Schoerner-Sadenius, C. Seitz, S. Spannagel, N. Stefaniuk, K.D. Trippkewitz, G.P. Van Onsem, R. Walsh, C. Wissing

University of Hamburg, Hamburg, Germany

V. Blobel, M. Centis Vignali, A.R. Draeger, T. Dreyer, E. Garutti, D. Gonzalez, J. Haller, M. Hoffmann, A. Junkes, R. Klanner, R. Kogler, N. Kovalchuk, T. Lapsien, T. Lenz, I. Marchesini, D. Marconi, M. Meyer, M. Niedziela, D. Nowatschin, F. Pantaleo¹³, T. Peiffer, A. Perieanu, J. Poehlsen, C. Sander, C. Scharf, P. Schleper, A. Schmidt, S. Schumann, J. Schwandt, H. Stadie, G. Steinbrück, F.M. Stober, M. Stöver, H. Tholen, D. Troendle, E. Usai, L. Vanelderen, A. Vanhoefer, B. Vormwald

Institut für Experimentelle Kernphysik, Karlsruhe, Germany

C. Barth, C. Baus, J. Berger, E. Butz, T. Chwalek, F. Colombo, W. De Boer, A. Dierlamm, S. Fink, R. Friese, M. Giffels, A. Gilbert, P. Goldenzweig, D. Haitz, F. Hartmann¹³, S.M. Heindl, U. Husemann, I. Katkov¹⁴, P. Lobelle Pardo, B. Maier, H. Mildner, M.U. Mozer, Th. Müller, M. Plagge, G. Quast, K. Rabbertz, S. Röcker, F. Roscher, M. Schröder, I. Shvetsov, G. Sieber, H.J. Simonis, R. Ulrich, J. Wagner-Kuhr, S. Wayand, M. Weber, T. Weiler, S. Williamson, C. Wöhrmann, R. Wolf

Institute of Nuclear and Particle Physics (INPP), NCSR Demokritos, Aghia Paraskevi, Greece

G. Anagnostou, G. Daskalakis, T. Gerasis, V.A. Giakoumopoulou, A. Kyriakis, D. Loukas, I. Topsis-Giotis

National and Kapodistrian University of Athens, Athens, Greece

A. Agapitos, S. Kesisoglou, A. Panagiotou, N. Saoulidou, E. Tziaferi

University of Ioánnina, Ioánnina, Greece

I. Evangelou, G. Flouris, C. Foudas, P. Kokkas, N. Loukas, N. Manthos, I. Papadopoulos, E. Paradis

MTA-ELTE Lendület CMS Particle and Nuclear Physics Group, Eötvös Loránd University, Budapest, Hungary

N. Filipovic

Wigner Research Centre for Physics, Budapest, Hungary

G. Bencze, C. Hajdu, P. Hidas, D. Horvath¹⁹, F. Sikler, V. Veszpremi, G. Vesztergombi²⁰, A.J. Zsigmond

Institute of Nuclear Research ATOMKI, Debrecen, Hungary

N. Beni, S. Czellar, J. Karancsi²¹, A. Makovec, J. Molnar, Z. Szillasi

University of Debrecen, Debrecen, Hungary

M. Bartók²⁰, P. Raics, Z.L. Trocsanyi, B. Ujvari

National Institute of Science Education and Research, Bhubaneswar, India

S. Bahinipati, S. Choudhury²², P. Mal, K. Mandal, A. Nayak²³, D.K. Sahoo, N. Sahoo, S.K. Swain

Panjab University, Chandigarh, India

S. Bansal, S.B. Beri, V. Bhatnagar, R. Chawla, U. Bhawandeep, A.K. Kalsi, A. Kaur, M. Kaur, R. Kumar, A. Mehta, M. Mittal, J.B. Singh, G. Walia

University of Delhi, Delhi, India

Ashok Kumar, A. Bhardwaj, B.C. Choudhary, R.B. Garg, S. Keshri, S. Malhotra, M. Naimuddin, N. Nishu, K. Ranjan, R. Sharma, V. Sharma

Saha Institute of Nuclear Physics, Kolkata, India

R. Bhattacharya, S. Bhattacharya, K. Chatterjee, S. Dey, S. Dutt, S. Dutta, S. Ghosh, N. Majumdar, A. Modak, K. Mondal, S. Mukhopadhyay, S. Nandan, A. Purohit, A. Roy, D. Roy, S. Roy Chowdhury, S. Sarkar, M. Sharan, S. Thakur

Indian Institute of Technology Madras, Madras, India

P.K. Behera

Bhabha Atomic Research Centre, Mumbai, India

R. Chudasama, D. Dutta, V. Jha, V. Kumar, A.K. Mohanty¹³, P.K. Netrakanti, L.M. Pant, P. Shukla, A. Topkar

Tata Institute of Fundamental Research-A, Mumbai, India

T. Aziz, S. Dugad, G. Kole, B. Mahakud, S. Mitra, G.B. Mohanty, B. Parida, N. Sur, B. Sutar

Tata Institute of Fundamental Research-B, Mumbai, India

S. Banerjee, S. Bhowmik²⁴, R.K. Dewanjee, S. Ganguly, M. Guchait, Sa. Jain, S. Kumar, M. Maity²⁴, G. Majumder, K. Mazumdar, T. Sarkar²⁴, N. Wickramage²⁵

Indian Institute of Science Education and Research (IISER), Pune, India

S. Chauhan, S. Dube, V. Hegde, A. Kapoor, K. Kothekar, A. Rane, S. Sharma

Institute for Research in Fundamental Sciences (IPM), Tehran, Iran

H. Behnamian, S. Chenarani²⁶, E. Eskandari Tadavani, S.M. Etesami²⁶, A. Fahim²⁷, M. Khakzad, M. Mohammadi Najafabadi, M. Naseri, S. Paktinat Mehdiabadi²⁸, F. Rezaei Hosseinabadi, B. Safarzadeh²⁹, M. Zeinali

University College Dublin, Dublin, Ireland

M. Felcini, M. Grunewald

INFN Sezione di Bari ^a, Università di Bari ^b, Politecnico di Bari ^c, Bari, Italy

M. Abbrescia^{a,b}, C. Calabria^{a,b}, C. Caputo^{a,b}, A. Colaleo^a, D. Creanza^{a,c}, L. Cristella^{a,b}, N. De Filippis^{a,c}, M. De Palma^{a,b}, L. Fiore^a, G. Iaselli^{a,c}, G. Maggi^{a,c}, M. Maggi^a, G. Miniello^{a,b}, S. My^{a,b}, S. Nuzzo^{a,b}, A. Pompili^{a,b}, G. Pugliese^{a,c}, R. Radogna^{a,b}, A. Ranieri^a, G. Selvaggi^{a,b}, L. Silvestris^{a,13}, R. Venditti^{a,b}, P. Verwilligen^a

INFN Sezione di Bologna ^a, Università di Bologna ^b, Bologna, Italy

G. Abbiendi^a, C. Battilana, D. Bonacorsi^{a,b}, S. Braibant-Giacomelli^{a,b}, L. Brigliadori^{a,b}, R. Campanini^{a,b}, P. Capiluppi^{a,b}, A. Castro^{a,b}, F.R. Cavallo^a, S.S. Chhibra^{a,b}, G. Codispoti^{a,b}, M. Cuffiani^{a,b}, G.M. Dallavalle^a, F. Fabbri^a, A. Fanfani^{a,b}, D. Fasanella^{a,b}, P. Giacomelli^a, C. Grandi^a, L. Guiducci^{a,b}, S. Marcellini^a, G. Masetti^a, A. Montanari^a, F.L. Navarria^{a,b}, A. Perrotta^a, A.M. Rossi^{a,b}, T. Rovelli^{a,b}, G.P. Siroli^{a,b}, N. Tosi^{a,b,13}

INFN Sezione di Catania ^a, Università di Catania ^b, Catania, Italy

S. Albergo^{a,b}, M. Chiorboli^{a,b}, S. Costa^{a,b}, A. Di Mattia^a, F. Giordano^{a,b}, R. Potenza^{a,b}, A. Tricomi^{a,b}, C. Tuve^{a,b}

INFN Sezione di Firenze ^a, Università di Firenze ^b, Firenze, Italy

G. Barbagli^a, V. Ciulli^{a,b}, C. Civinini^a, R. D'Alessandro^{a,b}, E. Focardi^{a,b}, V. Gori^{a,b}, P. Lenzi^{a,b}, M. Meschini^a, S. Paoletti^a, G. Sguazzoni^a, L. Viliani^{a,b,13}

INFN Laboratori Nazionali di Frascati, Frascati, Italy

L. Benussi, S. Bianco, F. Fabbri, D. Piccolo, F. Primavera¹³

INFN Sezione di Genova ^a, Università di Genova ^b, Genova, Italy

V. Calvelli^{a,b}, F. Ferro^a, M. Lo Vetere^{a,b}, M.R. Monge^{a,b}, E. Robutti^a, S. Tosi^{a,b}

INFN Sezione di Milano-Bicocca ^a, Università di Milano-Bicocca ^b, Milano, Italy

L. Brianza¹³, M.E. Dinardo^{a,b}, S. Fiorendi^{a,b}, S. Gennai^a, A. Ghezzi^{a,b}, P. Govoni^{a,b}, M. Malberti, S. Malvezzi^a, R.A. Manzoni^{a,b,13}, B. Marzocchi^{a,b}, D. Menasce^a, L. Moroni^a, M. Paganoni^{a,b}, D. Pedrini^a, S. Pigazzini, S. Ragazzi^{a,b}, T. Tabarelli de Fatis^{a,b}

INFN Sezione di Napoli ^a, Università di Napoli 'Federico II' ^b, Napoli, Italy, Università della Basilicata ^c, Potenza, Italy, Università G. Marconi ^d, Roma, Italy

S. Buontempo^a, N. Cavallo^{a,c}, G. De Nardo, S. Di Guida^{a,d,13}, M. Esposito^{a,b}, F. Fabozzi^{a,c}, A.O.M. Iorio^{a,b}, G. Lanza^a, L. Lista^a, S. Meola^{a,d,13}, P. Paolucci^{a,13}, C. Sciacca^{a,b}, F. Thyssen

INFN Sezione di Padova ^a, Università di Padova ^b, Padova, Italy, Università di Trento ^c, Trento, Italy

P. Azzi^{a,13}, N. Bacchetta^a, L. Benato^{a,b}, M. Biasotto^{a,30}, D. Bisello^{a,b}, A. Boletti^{a,b}, A. Carvalho Antunes De Oliveira^{a,b}, P. Checchia^a, M. Dall'Osso^{a,b}, P. De Castro Manzano^a, T. Dorigo^a, F. Fanzago^a, U. Gasparini^{a,b}, A. Gozzelino^a, S. Lacaprara^a, M. Margoni^{a,b}, A.T. Meneguzzo^{a,b}, J. Pazzini^{a,b,13}, N. Pozzobon^{a,b}, P. Ronchese^{a,b}, F. Simonetto^{a,b}, E. Torassa^a, S. Ventura^a, M. Zanetti, P. Zotto^{a,b}, A. Zucchetta^{a,b}, G. Zumerle^{a,b}

INFN Sezione di Pavia ^a, Università di Pavia ^b, Pavia, Italy

A. Braghieri^a, A. Magnani^{a,b}, P. Montagna^{a,b}, S.P. Ratti^{a,b}, V. Re^a, C. Riccardi^{a,b}, P. Salvini^a, I. Vai^{a,b}, P. Vitulo^{a,b}

INFN Sezione di Perugia ^a, Università di Perugia ^b, Perugia, Italy

L. Alunni Solestizi^{a,b}, G.M. Bilei^a, D. Ciangottini^{a,b}, L. Fanò^{a,b}, P. Lariccia^{a,b}, R. Leonardi^{a,b}, G. Mantovani^{a,b}, M. Menichelli^a, A. Saha^a, A. Santocchia^{a,b}

INFN Sezione di Pisa ^a, Università di Pisa ^b, Scuola Normale Superiore di Pisa ^c, Pisa, Italy

K. Androsov^{a,31}, P. Azzurri^{a,13}, G. Bagliesi^a, J. Bernardini^a, T. Boccali^a, R. Castaldi^a, M.A. Ciocci^{a,31}, R. Dell'Orso^a, S. Donato^{a,c}, G. Fedi, A. Giassi^a, M.T. Grippo^{a,31}, F. Ligabue^{a,c}, T. Lomtadze^a, L. Martini^{a,b}, A. Messineo^{a,b}, F. Palla^a, A. Rizzi^{a,b}, A. Savoy-Navarro^{a,32}, P. Spagnolo^a, R. Tenchini^a, G. Tonelli^{a,b}, A. Venturi^a, P.G. Verdini^a

INFN Sezione di Roma ^a, Università di Roma ^b, Roma, Italy

L. Barone^{a,b}, F. Cavallari^a, M. Cipriani^{a,b}, G. D'imperio^{a,b,13}, D. Del Re^{a,b,13}, M. Diemoz^a, S. Gelli^{a,b}, E. Longo^{a,b}, F. Margaroli^{a,b}, P. Meridiani^a, G. Organtini^{a,b}, R. Paramatti^a, F. Preiato^{a,b}, S. Rahatlou^{a,b}, C. Rovelli^a, F. Santanastasio^{a,b}

INFN Sezione di Torino ^a, Università di Torino ^b, Torino, Italy, Università del Piemonte Orientale ^c, Novara, Italy

N. Amapane^{a,b}, R. Arcidiacono^{a,c,13}, S. Argiro^{a,b}, M. Arneodo^{a,c}, N. Bartosik^a, R. Bellan^{a,b}, C. Biino^a, N. Cartiglia^a, F. Cenna^{a,b}, M. Costa^{a,b}, R. Covarelli^{a,b}, A. Degano^{a,b}, N. Demaria^a, L. Finco^{a,b}, B. Kiani^{a,b}, C. Mariotti^a, S. Maselli^a, E. Migliore^{a,b}, V. Monaco^{a,b}, E. Monteil^{a,b}, M.M. Obertino^{a,b}, L. Pacher^{a,b}, N. Pastrone^a, M. Pelliccioni^a, G.L. Pinna Angioni^{a,b}, F. Ravera^{a,b},

A. Romero^{a,b}, M. Ruspa^{a,c}, R. Sacchi^{a,b}, K. Shchelina^{a,b}, V. Sola^a, A. Solano^{a,b}, A. Staiano^a, P. Traczyk^{a,b}

INFN Sezione di Trieste^a, Università di Trieste^b, Trieste, Italy

S. Belforte^a, M. Casarsa^a, F. Cossutti^a, G. Della Ricca^{a,b}, C. La Licata^{a,b}, A. Schizzi^{a,b}, A. Zanetti^a

Kyungpook National University, Daegu, Korea

D.H. Kim, G.N. Kim, M.S. Kim, S. Lee, S.W. Lee, Y.D. Oh, S. Sekmen, D.C. Son, Y.C. Yang

Chonbuk National University, Jeonju, Korea

A. Lee

Hanyang University, Seoul, Korea

J.A. Brochero Cifuentes, T.J. Kim

Korea University, Seoul, Korea

S. Cho, S. Choi, Y. Go, D. Gyun, S. Ha, B. Hong, Y. Jo, Y. Kim, B. Lee, K. Lee, K.S. Lee, S. Lee, J. Lim, S.K. Park, Y. Roh

Seoul National University, Seoul, Korea

J. Almond, J. Kim, H. Lee, S.B. Oh, B.C. Radburn-Smith, S.h. Seo, U.K. Yang, H.D. Yoo, G.B. Yu

University of Seoul, Seoul, Korea

M. Choi, H. Kim, H. Kim, J.H. Kim, J.S.H. Lee, I.C. Park, G. Ryu, M.S. Ryu

Sungkyunkwan University, Suwon, Korea

Y. Choi, J. Goh, C. Hwang, J. Lee, I. Yu

Vilnius University, Vilnius, Lithuania

V. Dudenas, A. Juodagalvis, J. Vaitkus

National Centre for Particle Physics, Universiti Malaya, Kuala Lumpur, Malaysia

I. Ahmed, Z.A. Ibrahim, J.R. Komaragiri, M.A.B. Md Ali³³, F. Mohamad Idris³⁴, W.A.T. Wan Abdullah, M.N. Yusli, Z. Zolkapli

Centro de Investigacion y de Estudios Avanzados del IPN, Mexico City, Mexico

H. Castilla-Valdez, E. De La Cruz-Burelo, I. Heredia-De La Cruz³⁵, A. Hernandez-Almada, R. Lopez-Fernandez, R. Magaña Villalba, J. Mejia Guisao, A. Sanchez-Hernandez

Universidad Iberoamericana, Mexico City, Mexico

S. Carrillo Moreno, C. Oropeza Barrera, F. Vazquez Valencia

Benemerita Universidad Autonoma de Puebla, Puebla, Mexico

S. Carpinteyro, I. Pedraza, H.A. Salazar Ibarguen, C. Uribe Estrada

Universidad Autónoma de San Luis Potosí, San Luis Potosí, Mexico

A. Morelos Pineda

University of Auckland, Auckland, New Zealand

D. Krofcheck

University of Canterbury, Christchurch, New Zealand

P.H. Butler

National Centre for Physics, Quaid-I-Azam University, Islamabad, Pakistan

A. Ahmad, M. Ahmad, Q. Hassan, H.R. Hoorani, W.A. Khan, M.A. Shah, M. Shoaib, M. Waqas

National Centre for Nuclear Research, Swierk, Poland

H. Bialkowska, M. Bluj, B. Boimska, T. Frueboes, M. Górski, M. Kazana, K. Nawrocki, K. Romanowska-Rybinska, M. Szleper, P. Zalewski

Institute of Experimental Physics, Faculty of Physics, University of Warsaw, Warsaw, Poland

K. Bunkowski, A. Byszuk³⁶, K. Doroba, A. Kalinowski, M. Konecki, J. Krolikowski, M. Misiura, M. Olszewski, M. Walczak

Laboratório de Instrumentação e Física Experimental de Partículas, Lisboa, Portugal

P. Bargassa, C. Beirão Da Cruz E Silva, A. Di Francesco, P. Faccioli, P.G. Ferreira Parracho, M. Gallinaro, J. Hollar, N. Leonardo, L. Lloret Iglesias, M.V. Nemallapudi, J. Rodrigues Antunes, J. Seixas, O. Toldaiev, D. Vadrucchio, J. Varela, P. Vischia

Joint Institute for Nuclear Research, Dubna, Russia

M. Gavrilenko, A. Golunov, I. Golutvin, N. Gorbounov, A. Kamenev, V. Karjavin, V. Korenkov, A. Lanev, A. Malakhov, V. Matveev^{37,38}, V.V. Mitsyn, P. Moisenz, V. Palichik, V. Perelygin, S. Shmatov, N. Skatchkov, V. Smirnov, E. Tikhonenko, A. Zarubin

Petersburg Nuclear Physics Institute, Gatchina (St. Petersburg), Russia

L. Chtchypounov, V. Golovtsov, Y. Ivanov, V. Kim³⁹, E. Kuznetsova⁴⁰, V. Murzin, V. Oreshkin, V. Sulimov, A. Vorobyev

Institute for Nuclear Research, Moscow, Russia

Yu. Andreev, A. Dermenev, S. Gninenko, N. Golubev, A. Karneyeu, M. Kirsanov, N. Krasnikov, A. Pashenkov, D. Tlisov, A. Toropin

Institute for Theoretical and Experimental Physics, Moscow, Russia

V. Epshteyn, V. Gavrilov, N. Lychkovskaya, V. Popov, I. Pozdnyakov, G. Safronov, A. Spiridonov, M. Toms, E. Vlasov, A. Zhokin

Moscow Institute of Physics and Technology

A. Bylinkin³⁸

National Research Nuclear University 'Moscow Engineering Physics Institute' (MEPhI), Moscow, Russia

M. Chadeeva⁴¹, O. Markin, E. Tarkovskii

P.N. Lebedev Physical Institute, Moscow, Russia

V. Andreev, M. Azarkin³⁸, I. Dremin³⁸, M. Kirakosyan, A. Leonidov³⁸, S.V. Rusakov, A. Terkulov

Skobeltsyn Institute of Nuclear Physics, Lomonosov Moscow State University, Moscow, Russia

A. Baskakov, A. Belyaev, E. Boos, V. Bunichev, M. Dubinin⁴², L. Dudko, A. Ershov, A. Gribushin, V. Klyukhin, N. Korneeva, I. Lokhtin, I. Miagkov, S. Obraztsov, M. Perfilov, V. Savrin

Novosibirsk State University (NSU), Novosibirsk, Russia

V. Blinov⁴³, Y. Skovpen⁴³

State Research Center of Russian Federation, Institute for High Energy Physics, Protvino, Russia

I. Azhgirey, I. Bayshev, S. Bitioukov, D. Elumakhov, V. Kachanov, A. Kalinin, D. Konstantinov, V. Krychkin, V. Petrov, R. Ryutin, A. Sobol, S. Troshin, N. Tyurin, A. Uzunian, A. Volkov

University of Belgrade, Faculty of Physics and Vinca Institute of Nuclear Sciences, Belgrade, Serbia

P. Adzic⁴⁴, P. Cirkovic, D. Devetak, M. Dordevic, J. Milosevic, V. Rekovic

Centro de Investigaciones Energéticas Medioambientales y Tecnológicas (CIEMAT), Madrid, Spain

J. Alcaraz Maestre, M. Barrio Luna, E. Calvo, M. Cerrada, M. Chamizo Llatas, N. Colino, B. De La Cruz, A. Delgado Peris, A. Escalante Del Valle, C. Fernandez Bedoya, J.P. Fernández Ramos, J. Flix, M.C. Fouz, P. Garcia-Abia, O. Gonzalez Lopez, S. Goy Lopez, J.M. Hernandez, M.I. Josa, E. Navarro De Martino, A. Pérez-Calero Yzquierdo, J. Puerta Pelayo, A. Quintario Olmeda, I. Redondo, L. Romero, M.S. Soares

Universidad Autónoma de Madrid, Madrid, Spain

J.F. de Trocóniz, M. Missiroli, D. Moran

Universidad de Oviedo, Oviedo, Spain

J. Cuevas, J. Fernandez Menendez, I. Gonzalez Caballero, J.R. González Fernández, E. Palencia Cortezon, S. Sanchez Cruz, I. Suárez Andrés, J.M. Vizán Garcia

Instituto de Física de Cantabria (IFCA), CSIC-Universidad de Cantabria, Santander, Spain

I.J. Cabrillo, A. Calderon, J.R. Castiñeiras De Saa, E. Curras, M. Fernandez, J. Garcia-Ferrero, G. Gomez, A. Lopez Virto, J. Marco, C. Martinez Rivero, F. Matorras, J. Piedra Gomez, T. Rodrigo, A. Ruiz-Jimeno, L. Scodellaro, N. Trevisani, I. Vila, R. Vilar Cortabitarte

CERN, European Organization for Nuclear Research, Geneva, Switzerland

D. Abbaneo, E. Auffray, G. Auzinger, M. Bachtis, P. Baillon, A.H. Ball, D. Barney, P. Bloch, A. Bocci, A. Bonato, C. Botta, T. Camporesi, R. Castello, M. Cepeda, G. Cerminara, M. D'Alfonso, D. d'Enterria, A. Dabrowski, V. Daponte, A. David, M. De Gruttola, A. De Roeck, E. Di Marco⁴⁵, M. Dobson, B. Dorney, T. du Pree, D. Duggan, M. Dünser, N. Dupont, A. Elliott-Peisert, S. Fartoukh, G. Franzoni, J. Fulcher, W. Funk, D. Gigi, K. Gill, M. Girone, F. Glege, D. Gulhan, S. Gundacker, M. Guthoff, J. Hammer, P. Harris, J. Hegeman, V. Innocente, P. Janot, H. Kirschenmann, V. Knünz, A. Kornmayer¹³, M.J. Kortelainen, K. Kousouris, M. Krammer¹, P. Lecoq, C. Lourenço, M.T. Lucchini, L. Malgeri, M. Mannelli, A. Martelli, F. Meijers, S. Mersi, E. Meschi, F. Moortgat, S. Morovic, M. Mulders, H. Neugebauer, S. Orfanelli, L. Orsini, L. Pape, E. Perez, M. Peruzzi, A. Petrilli, G. Petrucciani, A. Pfeiffer, M. Pierini, A. Racz, T. Reis, G. Rolandi⁴⁶, M. Rovere, M. Ruan, H. Sakulin, J.B. Sauvan, C. Schäfer, C. Schwick, M. Seidel, A. Sharma, P. Silva, P. Sphicas⁴⁷, J. Steggemann, M. Stoye, Y. Takahashi, M. Tosi, D. Treille, A. Triossi, A. Tsirou, V. Veckalns⁴⁸, G.I. Veres²⁰, N. Wardle, A. Zagozdinska³⁶, W.D. Zeuner

Paul Scherrer Institut, Villigen, Switzerland

W. Bertl, K. Deiters, W. Erdmann, R. Horisberger, Q. Ingram, H.C. Kaestli, D. Kotlinski, U. Langenegger, T. Rohe

Institute for Particle Physics, ETH Zurich, Zurich, Switzerland

F. Bachmair, L. Bäni, L. Bianchini, B. Casal, G. Dissertori, M. Dittmar, M. Donegà, P. Eller, C. Grab, C. Heidegger, D. Hits, J. Hoss, G. Kasieczka, P. Lecomte[†], W. Lustermann, B. Mangano, M. Marionneau, P. Martinez Ruiz del Arbol, M. Masciovecchio, M.T. Meinhard, D. Meister, F. Micheli, P. Musella, F. Nessi-Tedaldi, F. Pandolfi, J. Pata, F. Pauss, G. Perrin, L. Perrozzi, M. Quitnat, M. Rossini, M. Schönenberger, A. Starodumov⁴⁹, V.R. Tavolaro, K. Theofilatos, R. Wallny

Universität Zürich, Zurich, Switzerland

T.K. Aarrestad, C. Amsler⁵⁰, L. Caminada, M.F. Canelli, A. De Cosa, C. Galloni, A. Hinzmann,

T. Hreus, B. Kilminster, C. Lange, J. Ngadiuba, D. Pinna, G. Rauco, P. Robmann, D. Salerno, Y. Yang

National Central University, Chung-Li, Taiwan

V. Candelise, T.H. Doan, Sh. Jain, R. Khurana, M. Konyushikhin, C.M. Kuo, W. Lin, Y.J. Lu, A. Pozdnyakov, S.S. Yu

National Taiwan University (NTU), Taipei, Taiwan

Arun Kumar, P. Chang, Y.H. Chang, Y.W. Chang, Y. Chao, K.F. Chen, P.H. Chen, C. Dietz, F. Fiori, W.-S. Hou, Y. Hsiung, Y.F. Liu, R.-S. Lu, M. Miñano Moya, E. Paganis, A. Psallidas, J.f. Tsai, Y.M. Tzeng

Chulalongkorn University, Faculty of Science, Department of Physics, Bangkok, Thailand

B. Asavapibhop, G. Singh, N. Srimanobhas, N. Suwonjandee

Cukurova University, Adana, Turkey

A. Adiguzel, S. Damarseckin, Z.S. Demiroglu, C. Dozen, E. Eskut, S. Girgis, G. Gokbulut, Y. Guler, E. Gurpinar, I. Hos, E.E. Kangal⁵¹, O. Kara, A. Kayis Topaksu, U. Kiminsu, M. Oglakci, G. Onengut⁵², K. Ozdemir⁵³, S. Ozturk⁵⁴, A. Polatoz, B. Tali⁵⁵, S. Turkcapar, I.S. Zorbakir, C. Zorbilmez

Middle East Technical University, Physics Department, Ankara, Turkey

B. Bilin, S. Bilmis, B. Isildak⁵⁶, G. Karapinar⁵⁷, M. Yalvac, M. Zeyrek

Bogazici University, Istanbul, Turkey

E. Gülmez, M. Kaya⁵⁸, O. Kaya⁵⁹, E.A. Yetkin⁶⁰, T. Yetkin⁶¹

Istanbul Technical University, Istanbul, Turkey

A. Cakir, K. Cankocak, S. Sen⁶²

Institute for Scintillation Materials of National Academy of Science of Ukraine, Kharkov, Ukraine

B. Grynyov

National Scientific Center, Kharkov Institute of Physics and Technology, Kharkov, Ukraine

L. Levchuk, P. Sorokin

University of Bristol, Bristol, United Kingdom

R. Aggleton, F. Ball, L. Beck, J.J. Brooke, D. Burns, E. Clement, D. Cussans, H. Flacher, J. Goldstein, M. Grimes, G.P. Heath, H.F. Heath, J. Jacob, L. Kreczko, C. Lucas, D.M. Newbold⁶³, S. Paramesvaran, A. Poll, T. Sakuma, S. Seif El Nasr-storey, D. Smith, V.J. Smith

Rutherford Appleton Laboratory, Didcot, United Kingdom

K.W. Bell, A. Belyaev⁶⁴, C. Brew, R.M. Brown, L. Calligaris, D. Cieri, D.J.A. Cockerill, J.A. Coughlan, K. Harder, S. Harper, E. Olaiya, D. Petyt, C.H. Shepherd-Themistocleous, A. Thea, I.R. Tomalin, T. Williams

Imperial College, London, United Kingdom

M. Baber, R. Bainbridge, O. Buchmuller, A. Bundock, D. Burton, S. Casasso, M. Citron, D. Colling, L. Corpe, P. Dauncey, G. Davies, A. De Wit, M. Della Negra, R. Di Maria, P. Dunne, A. Elwood, D. Futyan, Y. Haddad, G. Hall, G. Iles, T. James, R. Lane, C. Laner, R. Lucas⁶³, L. Lyons, A.-M. Magnan, S. Malik, L. Mastrolorenzo, J. Nash, A. Nikitenko⁴⁹, J. Pela, B. Penning, M. Pesaresi, D.M. Raymond, A. Richards, A. Rose, C. Seez, S. Summers, A. Tapper, K. Uchida, M. Vazquez Acosta⁶⁵, T. Virdee¹³, J. Wright, S.C. Zenz

Brunel University, Uxbridge, United Kingdom

J.E. Cole, P.R. Hobson, A. Khan, P. Kyberd, D. Leslie, I.D. Reid, P. Symonds, L. Teodorescu, M. Turner

Baylor University, Waco, USA

A. Borzou, K. Call, J. Dittmann, K. Hatakeyama, H. Liu, N. Pastika

The University of Alabama, Tuscaloosa, USA

O. Charaf, S.I. Cooper, C. Henderson, P. Rumerio, C. West

Boston University, Boston, USA

D. Arcaro, A. Avetisyan, T. Bose, D. Gastler, D. Rankin, C. Richardson, J. Rohlf, L. Sulak, D. Zou

Brown University, Providence, USA

G. Benelli, E. Berry, D. Cutts, A. Garabedian, J. Hakala, U. Heintz, J.M. Hogan, O. Jesus, E. Laird, G. Landsberg, Z. Mao, M. Narain, S. Piperov, S. Sagir, E. Spencer, R. Syarif

University of California, Davis, Davis, USA

R. Breedon, G. Breto, D. Burns, M. Calderon De La Barca Sanchez, S. Chauhan, M. Chertok, J. Conway, R. Conway, P.T. Cox, R. Erbacher, C. Flores, G. Funk, M. Gardner, W. Ko, R. Lander, C. Mclean, M. Mulhearn, D. Pellett, J. Pilot, F. Ricci-Tam, S. Shalhout, J. Smith, M. Squires, D. Stolp, M. Tripathi, S. Wilbur, R. Yohay

University of California, Los Angeles, USA

R. Cousins, P. Everaerts, A. Florent, J. Hauser, M. Ignatenko, D. Saltzberg, E. Takasugi, V. Valuev, M. Weber

University of California, Riverside, Riverside, USA

K. Burt, R. Clare, J. Ellison, J.W. Gary, G. Hanson, J. Heilman, P. Jandir, E. Kennedy, F. Lacroix, O.R. Long, M. Olmedo Negrete, M.I. Paneva, A. Shrinivas, H. Wei, S. Wimpenny, B. R. Yates

University of California, San Diego, La Jolla, USA

J.G. Branson, G.B. Cerati, S. Cittolin, M. Derdzinski, R. Gerosa, A. Holzner, D. Klein, V. Krutelyov, J. Letts, I. Macneill, D. Olivito, S. Padhi, M. Pieri, M. Sani, V. Sharma, S. Simon, M. Tadel, A. Vartak, S. Wasserbaech⁶⁶, C. Welke, J. Wood, F. Würthwein, A. Yagil, G. Zevi Della Porta

University of California, Santa Barbara, Santa Barbara, USA

R. Bhandari, J. Bradmiller-Feld, C. Campagnari, A. Dishaw, V. Dutta, K. Flowers, M. Franco Sevilla, P. Geffert, C. George, F. Golf, L. Gouskos, J. Gran, R. Heller, J. Incandela, N. Mccoll, S.D. Mullin, A. Ovcharova, J. Richman, D. Stuart, I. Suarez, J. Yoo

California Institute of Technology, Pasadena, USA

D. Anderson, A. Apresyan, J. Bendavid, A. Bornheim, J. Bunn, Y. Chen, J. Duarte, J.M. Lawhorn, A. Mott, H.B. Newman, C. Pena, M. Spiropulu, J.R. Vlimant, S. Xie, R.Y. Zhu

Carnegie Mellon University, Pittsburgh, USA

M.B. Andrews, V. Azzolini, T. Ferguson, M. Paulini, J. Russ, M. Sun, H. Vogel, I. Vorobiev

University of Colorado Boulder, Boulder, USA

J.P. Cumalat, W.T. Ford, F. Jensen, A. Johnson, M. Krohn, T. Mulholland, K. Stenson, S.R. Wagner

Cornell University, Ithaca, USA

J. Alexander, J. Chaves, J. Chu, S. Dittmer, K. Mcdermott, N. Mirman, G. Nicolas Kaufman,

J.R. Patterson, A. Rinkevicius, A. Ryd, L. Skinnari, L. Soffi, S.M. Tan, Z. Tao, J. Thom, J. Tucker, P. Wittich, M. Zientek

Fairfield University, Fairfield, USA

D. Winn

Fermi National Accelerator Laboratory, Batavia, USA

S. Abdullin, M. Albrow, G. Apollinari, S. Banerjee, L.A.T. Bauerdick, A. Beretvas, J. Berryhill, P.C. Bhat, G. Bolla, K. Burkett, J.N. Butler, H.W.K. Cheung, F. Chlebana, S. Cihangir[†], M. Cremonesi, V.D. Elvira, I. Fisk, J. Freeman, E. Gottschalk, L. Gray, D. Green, S. Grünendahl, O. Gutsche, D. Hare, R.M. Harris, S. Hasegawa, J. Hirschauer, Z. Hu, B. Jayatilaka, S. Jindariani, M. Johnson, U. Joshi, B. Klima, B. Kreis, S. Lammel, J. Linacre, D. Lincoln, R. Lipton, T. Liu, R. Lopes De Sá, J. Lykken, K. Maeshima, N. Magini, J.M. Marraffino, S. Maruyama, D. Mason, P. McBride, P. Merkel, S. Mrenna, S. Nahn, C. Newman-Holmes[†], V. O'Dell, K. Pedro, O. Prokofyev, G. Rakness, L. Ristori, E. Sexton-Kennedy, A. Soha, W.J. Spalding, L. Spiegel, S. Stoynev, N. Strobbe, L. Taylor, S. Tkaczyk, N.V. Tran, L. Uplegger, E.W. Vaandering, C. Vernieri, M. Verzocchi, R. Vidal, M. Wang, H.A. Weber, A. Whitbeck

University of Florida, Gainesville, USA

D. Acosta, P. Avery, P. Bortignon, D. Bourilkov, A. Brinkerhoff, A. Carnes, M. Carver, D. Curry, S. Das, R.D. Field, I.K. Furic, J. Konigsberg, A. Korytov, P. Ma, K. Matchev, H. Mei, P. Milenovic⁶⁷, G. Mitselmakher, D. Rank, L. Shchutska, D. Sperka, L. Thomas, J. Wang, S. Wang, J. Yelton

Florida International University, Miami, USA

S. Linn, P. Markowitz, G. Martinez, J.L. Rodriguez

Florida State University, Tallahassee, USA

A. Ackert, J.R. Adams, T. Adams, A. Askew, S. Bein, B. Diamond, S. Hagopian, V. Hagopian, K.F. Johnson, A. Khatiwada, H. Prosper, A. Santra, M. Weinberg

Florida Institute of Technology, Melbourne, USA

M.M. Baarmand, V. Bhopatkar, S. Colafranceschi⁶⁸, M. Hohlmann, D. Noonan, T. Roy, F. Yumiceva

University of Illinois at Chicago (UIC), Chicago, USA

M.R. Adams, L. Apanasevich, D. Berry, R.R. Betts, I. Bucinskaite, R. Cavanaugh, O. Evdokimov, L. Gauthier, C.E. Gerber, D.J. Hofman, P. Kurt, C. O'Brien, I.D. Sandoval Gonzalez, P. Turner, N. Varelas, H. Wang, Z. Wu, M. Zakaria, J. Zhang

The University of Iowa, Iowa City, USA

B. Bilki⁶⁹, W. Clarida, K. Dilsiz, S. Durgut, R.P. Gandrajula, M. Haytmyradov, V. Khristenko, J.-P. Merlo, H. Mermerkaya⁷⁰, A. Mestvirishvili, A. Moeller, J. Nachtman, H. Ogul, Y. Onel, F. Ozok⁷¹, A. Penzo, C. Snyder, E. Tiras, J. Wetzel, K. Yi

Johns Hopkins University, Baltimore, USA

I. Anderson, B. Blumenfeld, A. Cocoros, N. Eminizer, D. Fehling, L. Feng, A.V. Gritsan, P. Maksimovic, M. Osherson, J. Roskes, U. Sarica, M. Swartz, M. Xiao, Y. Xin, C. You

The University of Kansas, Lawrence, USA

A. Al-bataineh, P. Baringer, A. Bean, S. Boren, J. Bowen, C. Bruner, J. Castle, L. Forthomme, R.P. Kenny III, A. Kropivnitskaya, D. Majumder, W. Mcbrayer, M. Murray, S. Sanders, R. Stringer, J.D. Tapia Takaki, Q. Wang

Kansas State University, Manhattan, USA

A. Ivanov, K. Kaadze, S. Khalil, M. Makouski, Y. Maravin, A. Mohammadi, L.K. Saini, N. Skhirtladze, S. Toda

Lawrence Livermore National Laboratory, Livermore, USA

F. Rebassoo, D. Wright

University of Maryland, College Park, USA

C. Anelli, A. Baden, O. Baron, A. Belloni, B. Calvert, S.C. Eno, C. Ferraioli, J.A. Gomez, N.J. Hadley, S. Jabeen, R.G. Kellogg, T. Kolberg, J. Kunkle, Y. Lu, A.C. Mignerey, Y.H. Shin, A. Skuja, M.B. Tonjes, S.C. Tonwar

Massachusetts Institute of Technology, Cambridge, USA

D. Abercrombie, B. Allen, A. Apyan, R. Barbieri, A. Baty, R. Bi, K. Bierwagen, S. Brandt, W. Busza, I.A. Cali, Z. Demiragli, L. Di Matteo, G. Gomez Ceballos, M. Goncharov, D. Hsu, Y. Iiyama, G.M. Innocenti, M. Klute, D. Kovalskyi, K. Krajczar, Y.S. Lai, Y.-J. Lee, A. Levin, P.D. Luckey, A.C. Marini, C. McGinn, C. Mironov, S. Narayanan, X. Niu, C. Paus, C. Roland, G. Roland, J. Salfeld-Nebgen, G.S.F. Stephans, K. Sumorok, K. Tatar, M. Varma, D. Velicanu, J. Veverka, J. Wang, T.W. Wang, B. Wyslouch, M. Yang, V. Zhukova

University of Minnesota, Minneapolis, USA

A.C. Benvenuti, R.M. Chatterjee, A. Evans, A. Finkel, A. Gude, P. Hansen, S. Kalafut, S.C. Kao, Y. Kubota, Z. Lesko, J. Mans, S. Nourbakhsh, N. Ruckstuhl, R. Rusack, N. Tambe, J. Turkewitz

University of Mississippi, Oxford, USA

J.G. Acosta, S. Oliveros

University of Nebraska-Lincoln, Lincoln, USA

E. Avdeeva, R. Bartek, K. Bloom, D.R. Claes, A. Dominguez, C. Fangmeier, R. Gonzalez Suarez, R. Kamalieddin, I. Kravchenko, A. Malta Rodrigues, F. Meier, J. Monroy, J.E. Siado, G.R. Snow, B. Stieger

State University of New York at Buffalo, Buffalo, USA

M. Alyari, J. Dolen, J. George, A. Godshalk, C. Harrington, I. Iashvili, J. Kaisen, A. Kharchilava, A. Kumar, A. Parker, S. Rappoccio, B. Roozbahani

Northeastern University, Boston, USA

G. Alverson, E. Barberis, D. Baumgartel, A. Hortiangtham, A. Massironi, D.M. Morse, D. Nash, T. Orimoto, R. Teixeira De Lima, D. Trocino, R.-J. Wang, D. Wood

Northwestern University, Evanston, USA

S. Bhattacharya, K.A. Hahn, A. Kubik, A. Kumar, J.F. Low, N. Mucia, N. Odell, B. Pollack, M.H. Schmitt, K. Sung, M. Trovato, M. Velasco

University of Notre Dame, Notre Dame, USA

N. Dev, M. Hildreth, K. Hurtado Anampa, C. Jessop, D.J. Karmgard, N. Kellams, K. Lannon, N. Marinelli, F. Meng, C. Mueller, Y. Musienko³⁷, M. Planer, A. Reinsvold, R. Ruchti, G. Smith, S. Taroni, M. Wayne, M. Wolf, A. Woodard

The Ohio State University, Columbus, USA

J. Alimena, L. Antonelli, J. Brinson, B. Bylsma, L.S. Durkin, S. Flowers, B. Francis, A. Hart, C. Hill, R. Hughes, W. Ji, B. Liu, W. Luo, D. Puigh, B.L. Winer, H.W. Wulsin

Princeton University, Princeton, USA

S. Cooperstein, O. Driga, P. Elmer, J. Hardenbrook, P. Hebda, D. Lange, J. Luo, D. Marlow,

T. Medvedeva, K. Mei, M. Mooney, J. Olsen, C. Palmer, P. Piroué, D. Stickland, C. Tully, A. Zuranski

University of Puerto Rico, Mayaguez, USA

S. Malik

Purdue University, West Lafayette, USA

A. Barker, V.E. Barnes, S. Folgueras, L. Gutay, M.K. Jha, M. Jones, A.W. Jung, K. Jung, D.H. Miller, N. Neumeister, X. Shi, J. Sun, A. Svyatkovskiy, F. Wang, W. Xie, L. Xu

Purdue University Calumet, Hammond, USA

N. Parashar, J. Stupak

Rice University, Houston, USA

A. Adair, B. Akgun, Z. Chen, K.M. Ecklund, F.J.M. Geurts, M. Guilbaud, W. Li, B. Michlin, M. Northup, B.P. Padley, R. Redjimi, J. Roberts, J. Rorie, Z. Tu, J. Zabel

University of Rochester, Rochester, USA

B. Betchart, A. Bodek, P. de Barbaro, R. Demina, Y.t. Duh, T. Ferbel, M. Galanti, A. Garcia-Bellido, J. Han, O. Hindrichs, A. Khukhunaishvili, K.H. Lo, P. Tan, M. Verzetti

Rutgers, The State University of New Jersey, Piscataway, USA

J.P. Chou, E. Contreras-Campana, Y. Gershtein, T.A. Gómez Espinosa, E. Halkiadakis, M. Heindl, D. Hidas, E. Hughes, S. Kaplan, R. Kunnawalkam Elayavalli, S. Kyriacou, A. Lath, K. Nash, H. Saka, S. Salur, S. Schnetzer, D. Sheffield, S. Somalwar, R. Stone, S. Thomas, P. Thomassen, M. Walker

University of Tennessee, Knoxville, USA

M. Foerster, J. Heideman, G. Riley, K. Rose, S. Spanier, K. Thapa

Texas A&M University, College Station, USA

O. Bouhali⁷², A. Celik, M. Dalchenko, M. De Mattia, A. Delgado, S. Dildick, R. Eusebi, J. Gilmore, T. Huang, E. Juska, T. Kamon⁷³, R. Mueller, Y. Pakhotin, R. Patel, A. Perloff, L. Perniè, D. Rathjens, A. Rose, A. Safonov, A. Tatarinov, K.A. Ulmer

Texas Tech University, Lubbock, USA

N. Akchurin, C. Cowden, J. Damgov, F. De Guio, C. Dragoiu, P.R. Duderu, J. Faulkner, S. Kunori, K. Lamichhane, S.W. Lee, T. Libeiro, S. Undleeb, I. Volobouev, Z. Wang

Vanderbilt University, Nashville, USA

A.G. Delannoy, S. Greene, A. Gurrola, R. Janjam, W. Johns, C. Maguire, A. Melo, H. Ni, P. Sheldon, S. Tuo, J. Velkovska, Q. Xu

University of Virginia, Charlottesville, USA

M.W. Arenton, P. Barria, B. Cox, J. Goodell, R. Hirosky, A. Ledovskoy, H. Li, C. Neu, T. Sinthuprasith, Y. Wang, E. Wolfe, F. Xia

Wayne State University, Detroit, USA

C. Clarke, R. Harr, P.E. Karchin, P. Lamichhane, J. Sturdy

University of Wisconsin - Madison, Madison, WI, USA

D.A. Belknap, S. Dasu, L. Dodd, S. Duric, B. Gomber, M. Grothe, M. Herndon, A. Hervé, P. Klabbbers, A. Lanaro, A. Levine, K. Long, R. Loveless, I. Ojalvo, T. Perry, G.A. Pierro, G. Polese, T. Ruggles, A. Savin, A. Sharma, N. Smith, W.H. Smith, D. Taylor, N. Woods

†: Deceased

- 1: Also at Vienna University of Technology, Vienna, Austria
- 2: Also at State Key Laboratory of Nuclear Physics and Technology, Peking University, Beijing, China
- 3: Also at Institut Pluridisciplinaire Hubert Curien, Université de Strasbourg, Université de Haute Alsace Mulhouse, CNRS/IN2P3, Strasbourg, France
- 4: Also at Universidade Estadual de Campinas, Campinas, Brazil
- 5: Also at Universidade Federal de Pelotas, Pelotas, Brazil
- 6: Also at Université Libre de Bruxelles, Bruxelles, Belgium
- 7: Also at Deutsches Elektronen-Synchrotron, Hamburg, Germany
- 8: Also at Joint Institute for Nuclear Research, Dubna, Russia
- 9: Also at Ain Shams University, Cairo, Egypt
- 10: Now at British University in Egypt, Cairo, Egypt
- 11: Also at Zewail City of Science and Technology, Zewail, Egypt
- 12: Also at Université de Haute Alsace, Mulhouse, France
- 13: Also at CERN, European Organization for Nuclear Research, Geneva, Switzerland
- 14: Also at Skobeltsyn Institute of Nuclear Physics, Lomonosov Moscow State University, Moscow, Russia
- 15: Also at Tbilisi State University, Tbilisi, Georgia
- 16: Also at RWTH Aachen University, III. Physikalisches Institut A, Aachen, Germany
- 17: Also at University of Hamburg, Hamburg, Germany
- 18: Also at Brandenburg University of Technology, Cottbus, Germany
- 19: Also at Institute of Nuclear Research ATOMKI, Debrecen, Hungary
- 20: Also at MTA-ELTE Lendület CMS Particle and Nuclear Physics Group, Eötvös Loránd University, Budapest, Hungary
- 21: Also at University of Debrecen, Debrecen, Hungary
- 22: Also at Indian Institute of Science Education and Research, Bhopal, India
- 23: Also at Institute of Physics, Bhubaneswar, India
- 24: Also at University of Visva-Bharati, Santiniketan, India
- 25: Also at University of Ruhuna, Matara, Sri Lanka
- 26: Also at Isfahan University of Technology, Isfahan, Iran
- 27: Also at University of Tehran, Department of Engineering Science, Tehran, Iran
- 28: Also at Yazd University, Yazd, Iran
- 29: Also at Plasma Physics Research Center, Science and Research Branch, Islamic Azad University, Tehran, Iran
- 30: Also at Laboratori Nazionali di Legnaro dell'INFN, Legnaro, Italy
- 31: Also at Università degli Studi di Siena, Siena, Italy
- 32: Also at Purdue University, West Lafayette, USA
- 33: Also at International Islamic University of Malaysia, Kuala Lumpur, Malaysia
- 34: Also at Malaysian Nuclear Agency, MOSTI, Kajang, Malaysia
- 35: Also at Consejo Nacional de Ciencia y Tecnología, Mexico city, Mexico
- 36: Also at Warsaw University of Technology, Institute of Electronic Systems, Warsaw, Poland
- 37: Also at Institute for Nuclear Research, Moscow, Russia
- 38: Now at National Research Nuclear University 'Moscow Engineering Physics Institute' (MEPhI), Moscow, Russia
- 39: Also at St. Petersburg State Polytechnical University, St. Petersburg, Russia
- 40: Also at University of Florida, Gainesville, USA
- 41: Also at P.N. Lebedev Physical Institute, Moscow, Russia
- 42: Also at California Institute of Technology, Pasadena, USA

- 43: Also at Budker Institute of Nuclear Physics, Novosibirsk, Russia
- 44: Also at Faculty of Physics, University of Belgrade, Belgrade, Serbia
- 45: Also at INFN Sezione di Roma; Università di Roma, Roma, Italy
- 46: Also at Scuola Normale e Sezione dell'INFN, Pisa, Italy
- 47: Also at National and Kapodistrian University of Athens, Athens, Greece
- 48: Also at Riga Technical University, Riga, Latvia
- 49: Also at Institute for Theoretical and Experimental Physics, Moscow, Russia
- 50: Also at Albert Einstein Center for Fundamental Physics, Bern, Switzerland
- 51: Also at Mersin University, Mersin, Turkey
- 52: Also at Cag University, Mersin, Turkey
- 53: Also at Piri Reis University, Istanbul, Turkey
- 54: Also at Gaziosmanpasa University, Tokat, Turkey
- 55: Also at Adiyaman University, Adiyaman, Turkey
- 56: Also at Ozyegin University, Istanbul, Turkey
- 57: Also at Izmir Institute of Technology, Izmir, Turkey
- 58: Also at Marmara University, Istanbul, Turkey
- 59: Also at Kafkas University, Kars, Turkey
- 60: Also at Istanbul Bilgi University, Istanbul, Turkey
- 61: Also at Yildiz Technical University, Istanbul, Turkey
- 62: Also at Hacettepe University, Ankara, Turkey
- 63: Also at Rutherford Appleton Laboratory, Didcot, United Kingdom
- 64: Also at School of Physics and Astronomy, University of Southampton, Southampton, United Kingdom
- 65: Also at Instituto de Astrofísica de Canarias, La Laguna, Spain
- 66: Also at Utah Valley University, Orem, USA
- 67: Also at University of Belgrade, Faculty of Physics and Vinca Institute of Nuclear Sciences, Belgrade, Serbia
- 68: Also at Facoltà Ingegneria, Università di Roma, Roma, Italy
- 69: Also at Argonne National Laboratory, Argonne, USA
- 70: Also at Erzincan University, Erzincan, Turkey
- 71: Also at Mimar Sinan University, Istanbul, Istanbul, Turkey
- 72: Also at Texas A&M University at Qatar, Doha, Qatar
- 73: Also at Kyungpook National University, Daegu, Korea