

Training telescope operators and support astronomers at Paranal

Henri M. J. Boffin^a, Dimitri A. Gadotti^a, Joe Anderson^a, Andres Pino^a, Willem-Jan de Wit^a,
and Julien H. V. Girard^a

^aEuropean Southern Observatory, Chile

ABSTRACT

The operations model of the Paranal Observatory relies on the work of efficient staff to carry out all the daytime and nighttime tasks. This is highly dependent on adequate training. The Paranal Science Operations department (PSO) has a training group that devises a well-defined and continuously evolving training plan for new staff, in addition to broadening and reinforcing courses for the whole department. This paper presents the training activities for and by PSO, including recent astronomical and quality control training for operators, as well as adaptive optics and interferometry training of all staff. We also present some future plans.

Keywords: ESO, VLT, quality control, observatory, operations, training, adaptive optics, interferometry

1. PARANAL SCIENCE OPERATIONS

The Very Large Telescope (VLT) at Cerro Paranal in Chile is the European Southern Observatory's (ESO) premier site for observations in the visible and infrared light. Starting routine operations in 1999, it represented at the time the largest single investment in ground-based astronomy ever made by the European community. At Paranal, ESO operates the four 8.2-m Unit Telescopes (UTs), each equipped with three instruments covering a wide range in wavelength, as well as a variety of technology, from imagers, low- and high-resolution spectrographs, multiplex and integral field spectrographs, to polarimeters. Some of the instruments use adaptive optics technologies to increase their resolution. In addition, the VLT offers the possibility of combining the light from the four UTs to work as an interferometer, the Very Large Telescope Interferometer (VLTI), with its own suite of instruments, providing imagery and spectroscopy at the milliarcsecond level and soon, astrometry at 10 microarcsecond precision. In addition to the 8.2-metre diameter telescopes the VLTI is complemented by four Auxiliary Telescopes (AT) of 1.8-metre diameter to improve its imaging capabilities and enable full nighttime use on a year-round basis. Two telescopes for imaging surveys are also in operation at Paranal, the VLT Survey Telescope (VST, 2.6-metre diameter) for the visible, and the Visible and Infrared Survey Telescope for Astronomy (VISTA, 4.1-metre) for the infrared. The comprehensive ensemble of telescopes and instruments available in Paranal is depicted in Fig. 1.

Each year, between 1800 and 2000 proposals are made for the use of ESO telescopes. This leads to ESO being the most productive astronomical observatory in the world, which annually results in many peer-reviewed publications: in 2015 alone, over 950 refereed papers based on ESO data were published. Moreover, research articles based on VLT data are in the mean quoted twice as often as the average. The very high efficiency of ESO's "science machine" is not due to chance, but the outcome of a careful operational model, which encompasses the full cycle, from observing proposal preparation to planning and executing the observations, providing data reduction pipelines, checking and guaranteeing data quality, and finally making the data available to the whole astronomical community through a science archive.

The operational model of the VLT rests on two possible modes: visitor (or classical) and service. In visitor mode, the astronomer travels to Paranal to execute their observations. In service mode, however, observations are queued and executed taking into account, in real time, their priorities and the atmospheric and astronomical conditions. In both cases, observations are done by the Paranal Science Operations (PSO) staff. This is obvious for the service mode, but also necessary for the visitor mode given the very complicated nature of the instruments that cannot be easily taught to the visiting astronomers.

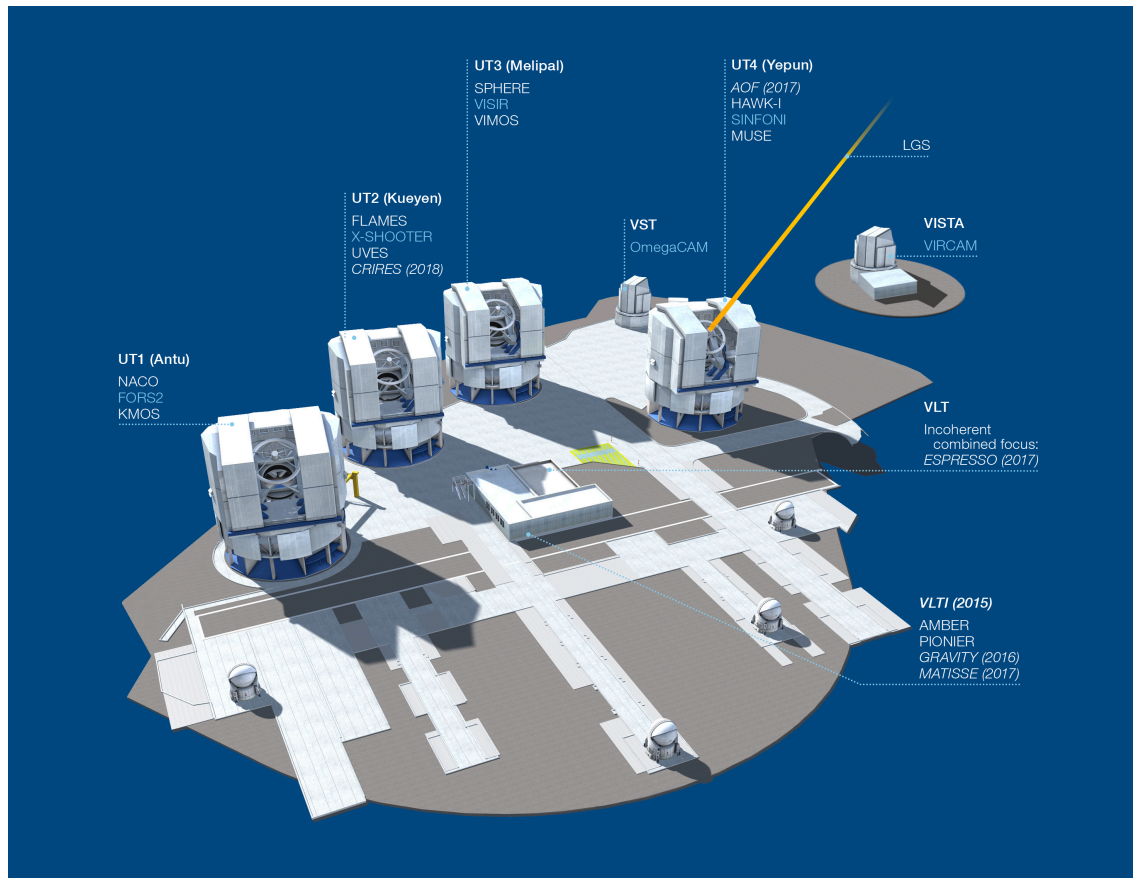


Figure 1. The Paranal Observatory telescopes and instruments. Instruments listed in blue are at the Cassegrain focii of the telescopes. Instruments listed in italics are not yet installed. Credit: ESO.

PSO staff is there to support observing operations in both visitor (VM) and service mode (SM) in Paranal. The tasks to be performed include the support of visitor astronomers, the short-term (flexible) scheduling of queue observations, the calibration and monitoring of the instruments, and the assessment of the scientific quality of the astronomical data, with the ultimate goal of optimising the scientific output of this world leading astronomical facility.

The PSO department consists of about 65 staff,³ composed of staff astronomers (who do 105 to 135 nights of duties), post-doctoral fellows (80 nights) and telescopes and instrument operators (TIOs). Obviously, this group did not exist on April 1, 1998, i.e. before First Light of the first UT. Six years later, it counted 56 members, a number that thus increased, in parallel to the larger numbers of systems available.

During the early years of operations, the recruitment and turnover of staff was particularly high. For example, during the first 6 years on average more than 12 PSO staff were recruited each year.⁵ While these numbers have now plateaued to lower levels, there is still considerable turnover of staff: in the last 3 years 9 staff astronomers and 3 TIOs have been hired. Moreover, the post-doctoral fellowships are three-year contracts*, so by definition, this leads to a large turnover. This implies that there is a continuous need for a considerable training effort. Moreover, not only is there a need to train the new members of the department, but one also needs to deepen the training of everyone. This article presents how this is done.

*ESO Fellows in Chile receive a 4th year which they may choose to spend at ESO Chile, in which case they would have no or reduced duties at the Observatory, but they can also choose to go to a Chilean institution or in a research group in any of the ESO member states.

2. TRAINING: GENERAL CONCEPT

According to the Collins Concise English Dictionary, training is “the process of bringing a person to an agreed standard of proficiency by practice and instruction.” This is exactly what is done for all new members of the PSO department, whether staff astronomer, post-doctoral fellow, or TIO, as well as when a current staff is given more responsibilities. Indeed, astronomers or TIOs are initially assigned to one UT or to the VLTI, but after a year or so, depending on capabilities and willingness, astronomers can be assigned to another UT. Moreover, more experienced astronomers will become day- and night-shift coordinators, which require additional training. Obviously the training will be different for astronomers and for TIOs.

```
-----
Name of the new Staff/Fellow:
Name of 1st Night Time Trainer:
Name of 2nd Night Time Trainer:
Date range for Night Time training #1 :
Date range for Night Time training #2 :
-----

Note: [A]= Acquired
      [R]= Reinforcement Needed
      [N]= Not trained

- [ ] Use of OT & MTS (Readme, FC, special constraints)
- [ ] OBS priorities wrt queues, meteo, etc
- [ ] Observation in visitor mode
- [ ] Observation in delegated visitor mode
- [ ] Settings not allowed in service mode
- [ ] BOB, common acquisition and science templates
- [ ] Evaluation of data quality (QC)
- [ ] Use of pipeline and monitoring of its outputs
- [ ] Calibrations (twilight, calib plan night & day)
- [ ] Calibration position
- [ ] Daytime calibration request
- [ ] Nightlog reporting
- [ ] OB classification
- [ ] Time accounting
- [ ] Use of meteo monitor inputs, guide probe, etc
- [ ] Operation practice (OB aborting/restarting, manual offsets, focus change, etc)
- [ ] PPRS/PSO/USD/PROP reporting
- [ ] Use of LogMonitor
- [ ] UT handover report
- [ ] ToO execution and reporting tool.
- [ ] Problem handling and communication (TIO, UT manager, software, Shift-Leader)
- [ ] Ability to find information on instrument and sciops webpages, PPRS and PSO tickets
- [ ] TIO responsibilities (telescope + instrument)
- [ ] Special rules for operation in VLTI (no calibrations)
- [ ] Compensation procedure in case of RRM (not ToO)

***** The following items are instrument-specifics *****

FORS2:
-----
General
- [ ] Overview of instrument concept/design
- [ ] OS: different panels and their purpose/usage
- [ ] Information online/in manuals/in folders

Instrument operations
- [ ] IMG: photometric standard observation
- [ ] IMG: science templates
- [ ] IMG: use of occulting bars
- [ ] IMG: non-standard set-ups (NB, IF, gunn, HR collimator, windowing etc)
```

Figure 2. Example of a training certification checklist, in this case, the first part of the checklist to certificate solo operations on UT1.

In the case of astronomers, the initial training consists normally of four shifts of 6–10 days/nights at the Observatory. This is split in two shifts of daytime operations, followed by two shifts of operations at night. The first trainer, normally an experienced astronomer, acts as a mentor to ease the start of the new astronomer at Paranal. At the end of this initial training period, the astronomer is certified (see Fig. 2) for solo operations on one system – either one UT or the VLTI, i.e. they can routinely operate three instruments and are able to troubleshoot problems, together with the TIO. After one year of regular operations, the astronomer is normally able to train others on the instruments they usually work with.

A certification matrix, constantly updated, indicates the level of knowledge in the various instruments and systems of all PSO staff, allowing a clear view of the level of knowledge in the department. This is useful when making the schedule, in allocating staff to the telescopes and as trainers.

Since 2013, PSO has introduced the concept of Science Operations 2.0 (SciOps 2.0; see [3]). In this scheme, the astronomers assigned to the night-support of the UTs start their “day” of duty in the afternoon instead of sunset time and end a few hours (typically 3-4 hours) before sunrise. The operations during the rest of the night are supported by the TIO on-duty at the telescope, with the help of the UT astronomer who had started duties at sunset and acts as nighttime shift-coordinator for the rest of the night. The implementation of this SciOps 2.0 scheme required additional, specific training.³ In particular, in order for astronomers to be nighttime shift-coordinator, they had to be trained on the high-level operations of all UT instruments (observing modes, and instrument calibration and quality control plans). Similarly, TIOs received a thorough reinforcement of their instrument operations training in order to be capable of carrying out “alone”, during the last hours of the night (i.e. under the sole supervision of the nighttime shift-coordinator), the execution of SM and VM science programs.

3. TIO TRAINING

The Telescopes and Instruments Operators Group consists of twenty-four interdisciplinary professionals chosen from different areas of technology: Engineers and Technicians (Physics, Electronic, Electric, Control, Automation and Computing) as well as former Airline Pilots, Air Traffic Controller, Navy officer, Satellite Operator, Antennas Array Operator, etc. Fifteen of them are working exclusively for nighttime operations, while the other nine, called Operations Specialists, share their duties between nighttime and daytime PSO duties. The activities and level of involvement of the Telescopes and Instruments Operators group during nighttime and daytime has been evolving over the years as per the different operation plans implemented. For nighttime operations, in order to fulfil the requirements of the current Operations Plan, PSO implemented a standard training system in order to involve all TIOs in the autonomous nighttime operations of the telescopes and instruments installed in the Unit Telescopes (Fig. 3), the Survey Telescopes (VISTA and VST), and the VLTI, as well as their auxiliary subsystems (Laser Guide Star, domes, cooling and atmospheric monitoring systems, etc.). Experienced TIOs are also in charge and act additionally as Weather Officer or Safety Coordinator, depending on scheduling requirements.

The basic training process is standardised for all units, and is performed with direct coaching of the astronomers and the most seniors TIOs. A standard certification process was conceived for every instrument, which was prepared by the respective Instrument Scientist[†]. On the other hand, the TIOs are in charge of creating documentation about the instrument itself from the operator’s point of view (“Survival Guides”), including the definition of data quality control, which is finally used as a training guide for newcomers. In addition, Optics and AO courses are an integral part of the training for all the TIO group (see below).

The activities of TIOs in daytime (Operations Specialists) consist on the support of all daytime operation activities (execution of daytime calibrations, calibration completeness and quality check, mask-manufacturing, instrument troubleshooting, etc.), except for those tasks that specifically require astrophysical expertise (e.g., support of visiting astronomers). These activities are shared with the daytime astronomer (DA).

During the day, the TIOs and DAs are in charge of the completeness and quality certification of the data acquired during the previous night for the assigned telescopes. This includes the calibration frames acquired in the morning, validating also the content of the night report, and delivering the system to the night astronomer at the beginning of the night with the required instrument set-up and health checks performed. Another significant responsibility of the DA and TIOs is to monitor the instruments through the various quality control systems, and investigate possible deviations. DAs and TIOs are in the front-line in case of instrument problems. For daytime

[†]Instrument Scientists (IS) are scientific staff members leading an Instrument Operations Team (IOT) whose purpose is to coordinate all technical and operational activities during the lifetime of the instrument, from its integration into the operations of Paranal, until its decommissioning. The IS is responsible for characterising and validating all observing modes for their instruments, as well as suggest and support the implementation of instrument improvements (new modes, upgrades, improved calibrations, etc).



Figure 3. TIO Carlos La Fuente during a training session at UT4, with PSO staff astronomer George Hau (right).

activities, senior astronomers perform a two-week training activity with the TIOs, with a final certification for these particular duties.

In addition to the core duties performed, the TIOs are fully immersed in contributing to all PSO Operations Groups (General Operations, VLTI, Training and documentation, UT Teams, etc.) as well as working for department projects. TIOs are helping in the definition of new standards for operations and developing different projects according to their skills. The background and expertise acquired by TIOs allow them to be the first line of problem detection and a strong interface with Engineering for helping them in its resolution.

The training plan for TIOs is evolving in time as per the responsibilities and operations scheme in place. For these particular reasons, the additional training plan for TIOs is now a cross-training activity among PSO, giving to the operators a more connected background in astronomical observational, basics in astrophysics for different observation modes, illustration of the science done with the different instruments and workshops for standardisation of the quality assessment of the observations between TIOs and Astronomers.

As a result, TIOs have all attended a two-day workshop about optics in general and adaptive optics. Similarly a one-day workshop was also organised that presented astronomical concepts, in particular the following points:

- how is the astronomical signal altered?
- Calibrating visible light data: how and why?
- IR Observations and their calibrations

This workshop was given by senior astronomers from PSO and included numerous practical exercises to familiar TIOs with concepts such as signal to noise ratios and wavelength calibrations.

In addition, post-doctoral fellows from PSO provided a series of one-hour talks presenting the science done with the various instruments in Paranal (Fig. 4). This was aimed not only at TIOs but at all engineers in Paranal, and provided them with a clear understanding of the final objective and results of their day-to-day (or night-to-night) labour.

Science Operations Department

SCIENCE DONE WITH PARANAL TELESCOPES

January 4th UT2 (2nd Round) By Thomas Kruehler
January 5th Surveys By Oscar Gonzalez
January 16th UT4 By Kora Muzic
January 23th UT3 (2nd Round) By Juan C. Muñoz
February 19th UT4 (2nd Round) By Kora Muzic
February 27th VLTI (2nd Round) By Andre Mueller

All of YOU Are Invited to Attend
 CINEMA ROOM PARANAL RESIDENCE

DEDICATED TALKS FOR NON-ASTRONOMERS

SCIENCE DONE WITH PARANAL TELESCOPES

DEDICATED TALKS FOR NON-ASTRONOMERS

UT4 – Melipal
 By Kora Muzic

Conversemos sobre la Ciencia que se realiza con este telescopio y sus Instrumentos
 Charla en Español

All of YOU Are Invited to Attend

FRIDAY January 16– 19:00 Hrs
 CINEMA ROOM PARANAL RESIDENCE

Science Operations Department

Figure 4. Announcements for the series of talks by ESO astronomers for TIOs and Engineers on “Science done with the Paranal telescopes.”

TIOs also attended, sometimes together with astronomers or engineers, QC0 workshops, adaptive optics and interferometry training, in various sessions. These are now described in more detail.

4. QUALITY CONTROL TRAINING

In service mode observations, consistent and accurate evaluation of the data quality is essential in order that the user obtains the data quality they need for their science. The basic quality control (Quality Control Zero, QC0) is done at the telescope, immediately following the execution of an observing block. Each instrument at Paranal has a set of rules/guidelines to be used for QC0. An essential goal of the astronomer’s and TIO’s training is to master QC0. It is essential for efficient operations, as QC0 is the basis for real-time decision-taking at the telescope, and is required to confirm if the observing constraints of the user have been fulfilled.

At Paranal, over the last year, a dedicated QC0 project was started, which consisted of three major stages. The first stage was a discussion among experts of each instrument in order to agree on a well-defined procedure for the quality control at the telescope. For each instrument, the Instrument Scientist is in charge of defining the most appropriate procedure, with the help of the Instrument Fellow and a telescope operator with expertise on the corresponding instrument. As the discussion did not involve every astronomer or operator that provide support to programs using the instrument, it was necessary, once the quality control procedures were consolidated for every instrument, to hold two full-day dedicated workshops where the procedures were presented. The workshops are thus a key stage of the QC0 project, since it allows everyone involved with the operations of an instrument to learn and discuss the procedures, and to resolve any pending questions. Without the workshops, the standardisation of the procedures would be impractical.

During the workshops, aspects of the quality control procedures that are more general and concern more than one instrument were also discussed. Most of these aspects in fact did not actually need to be defined,

they already were, but needed to be clarified with a sizeable fraction of the PSO team together. Examples of such aspects are: (i) a reference wavelength for the measure of image quality in spectrographs covering a long wavelength range, and (ii) how to classify imaging OBs with multiple exposures with varying stellar elongations. An essential feature of the workshops was their informal character, that encouraged everyone to participate with comments and raising questions – the goal was to iron out every doubt, in a lively meeting.

The third main stage of the QC0 project was the creation of an e-learning platform with instrument specific courses and quizzes (Figs. 5 and 6). These courses contain all the relevant information needed to do QC0, and then contain multiple-choice quizzes to test the gained knowledge, and hence provide motivation for further discussion where inconsistencies/information is not clear.

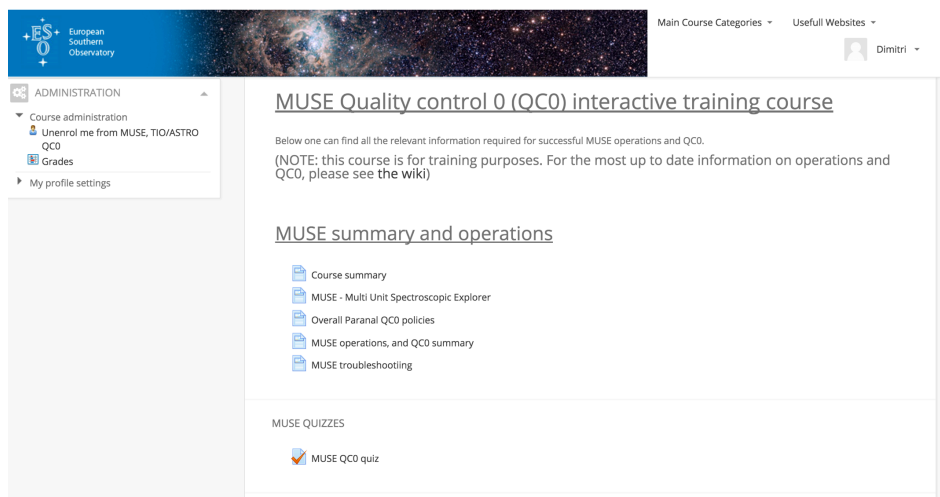


Figure 5. Screenshot of one of the courses on the e-learning platform.




Figure 6. An example of one question being part of the quizzes that conclude all courses on the e-learning platform.

The e-learning courses use the open source platform Moodle[‡]. This provides the material in a user friendly manner, and is easy to implement to contain further questions, new quizzes etc. Each instrument specific course

[‡]<https://moodle.org/>

consists of a set of modules that contains information on overall Paranal policies, instrument operations, and instrument specific QC0. The user (Paranal astronomers or TIOs) is invited to enrol on one of these courses, study the course material, and finally test the knowledge they have gained (both from the course and in hands-on training at the telescope) through answering a series of questions with examples of different QC0 decisions that will occur during any given night on whichever specific instrument. Users are then encouraged to discuss any doubts with Instrument Scientists, in order to further homogenise Paranal QC0 practices.

The e-learning platform proved to be a useful tool for training in addition to the QC0 practices. While the next training project is now the implementation in the e-learning platform of QC0 practices for the remaining of the instrumentation suite in Paranal – including VLTI – it is foreseen that the platform will include training of general procedures. The latter includes issue reporting optimisation/standardisation, improved assessment of quality and quantity of day- and nighttime calibrations.

5. ADAPTIVE OPTICS TRAINING

All Unit Telescopes of the VLT are equipped with one adaptive optics (AO) system at their Coudé focus for VLTI operations. In addition, three UTs feature instruments with dedicated AO modules. This means that most of the PSO staff (but also the engineers) are now exposed to this technology in its variety of flavours, such as single conjugated AO or extreme AO. In the very near future, UT4 will become a fully adaptive telescope,¹ equipped with a deformable secondary mirror, four Laser Guide Stars, and two adaptive optics modules that will provide a corrected light wavefront to the two Nasmyth instruments MUSE and Hawk-I, thereby allowing multi-conjugated AO and tomographic AO.

Most astronomers have, however, very little knowledge of what is specific about AO, and AO specialists are even rarer. This led PSO to engage in a dedicated training about AO, with the goal to increase general AO knowledge and awareness among all scientific and technical staff in Paranal. It was thus aimed at both the PSO staff and the engineers of the Maintenance and System Engineering department.

The training consisted in a two-day workshop held at the ESO headquarters in Santiago and repeated twice to allow staff on duties in Paranal to attend. A total 80 persons participated to these sessions. Each day had a specific topic and the various topics covered were the following:

Day 1: Principles of AO system

- Formation of images: basics of geometrical and Fourier Optics, Fraunhofer diffraction, etc.
- Imaging through turbulence: introduction to optical aberrations
- Wavefront sensing and correction

Day 2: Paranal AO instruments

- AO Zoology, which AO for which science cases?
- High Contrast AO: from NACO to SPHERE
- MACAO and their applications in Paranal
- The AOF as a facility (including lasers, DSM, AO modules)

The talks and exercises were given by the AO astronomers from the PSO department as well as by engineers who deal with the AO instruments in Paranal. It is the hope that after this workshop the trainees know why each instrument uses AO, how it works, and what are the differences between the various AO flavours. Hopefully, as a result, Paranal staff will be even more motivated about working with such systems.

6. VLTI TRAINING

As a rather recent addition to the astronomer’s toolbox at ESO, the technique of long baseline optical interferometry is often considered complex and sometimes even arcane. This perception is related to at least two factors, *viz.* the hardware complexity required to generate interferograms from spatially separated telescopes, and the non-intuitive character of the generated data, that is, the interferograms containing the fringe patterns. Over the years, and since the start of VLTI operations, the interferometry community in collaboration with ESO has organised VLTI schools with the aim to remove the doubts potential users could have had and at the same time enlarge the user base. The first one of these was organised in Les Houches (France) in 2002⁷ and the eighth version took place in September 2015⁸.

This example shows the continuous need for interferometry training at large and therefore necessarily within PSO as well. The underlying reason is the following. The VLTI is the first optical interferometry that is offered as part of a user facility with the goal to do astronomy; the VLTI was not conceived as an interferometric experiment that uses astronomical observations as mere tests. Apart from users educated at one of the main optical interferometry centres in Europe (for example OCA Nice, MPIfR Bonn, IPAG Grenoble), optical interferometry is often not found to be part of the standard training of astronomers, let alone for telescope operators. Training of PSO staff in optical interferometry is therefore crucial to ensure efficient operations and the generation of quality interferometric data.

To achieve these goals, we implemented a training policy making a distinction between the needs for TIOs and the needs for astronomers.




Figure 7. *Right:* A combination of apertures punched in a VIMOS mask designed to do hands-on interferometric experiments that clarify the principle of stellar interferometry. *Left:* The diffracted image created by street lights through two different apertures.

6.1 Interferometry training for TIOs

A dedicated workshop was developed to educate the basics of optical interferometry for TIOs. Within the VLTI operational scheme, the TIOs are responsible for the delay-line system and the light-path up to the instrument. As a result, they work every night with the VLTI hardware and have a good grasp of the effects of the hardware on the generated data. The workshop focused therefore on the physical principles of stellar interferometry and related concepts (spatial coherence, spatial frequencies, Fourier transform, Van Cittert-Zernike theorem), various detection technique current in optical interferometry (Michelson and Fizeau, image plane vs. pupil plane), specific terminology ((z)OPD, ABCD, coherence length, piston) and an overview of VLTI science. The workshop consisted of lectures (given by VLTI astronomers), hands-on backyard stellar interferometry experiments (Fig. 7), and problem solving sessions.

⁸See <http://www.astro.uni-koeln.de/vltischool2015>

6.2 Interferometry training for shift coordinators

All PSO staff that function as Paranal shift coordinator (SC, i.e. a role that entails coordination of science operations activities, the representative of the head of PSO and the interface between the engineering department and PSO) are required to follow two nights of training of VLTI operations as if they were night astronomers. The trainer is the VLTI night astronomer. In addition to reviewing general stellar interferometry concepts, the SC is made aware of the hardware requirement of VLTI operations (e.g. telescope relocation, the need for VLTI subsystems like IRIS and the delay-lines, the FINITO fringe tracker, and the interferometric instruments AMBER, PIONIER and Gravity) and the quality control of the generated data via transfer functions. Additionally, awareness is created of the differences between operating the VLTI with Auxiliary Telescopes and Unit Telescopes.

In addition, the training platform (e-learning) as implemented for the Paranal instruments (see above) will soon be augmented with one dedicated to the VLTI.

Training of PSO staff at the VLTI and teaching optical interferometry is thus a continuous activity undertaken by the VLTI astronomers. It is hoped that universities incorporate optical interferometry systematically into their astronomy courses to create awareness to the future astronomers that the highest angular resolution obtainable is through stellar interferometry[¶].

7. FUTURE PLANS

The mid-term future of PSO training in Paranal is devoted to software. In collaboration with the software support team, operators and astronomers will be primed on the software used to control the operations of the VLT.^{6,8} The goal is not to train PSO in writing software. But it is evident that a more detailed understanding of the VLT software system will facilitate the communication of needs and issues between PSO and the software team, particularly in the case of new modes and instruments.

The second half of the effort on software training is dedicated to teach the Python language to PSO members using in-house expertise. A few Python scripts are already in use in Paranal, e.g., to measure signal to noise ratios automatically and in real time, to measure the Strehl ratios,⁴ and to automate the taking of twilight flat-field frames. The goal is to provide more PSO members with the ability to write scripts to improve efficiency and data quality and minimise problems.

8. CONCLUSION

We have briefly presented the various training activities organised for staff of the Paranal Science Operations department. These activities, made mostly using only internal resources, are now going well beyond the initial (and necessary) training of newcomers in the department, and aim at increasing the efficiency and motivation of the people that operate the Paranal telescopes and instruments. It becomes more and more important to provide training on specialised topics such as adaptive optics and interferometry, as well as on modern programming languages. Such training activities will still need to be developed in the future to address new challenges coming with more and more sophisticated instruments.

[¶]And Astrotomography for some specific astrophysical applications - see [2] for a review of all possible techniques in high-angular resolution astronomy.

REFERENCES

- [1] Arsenault, R., Madec, P.-Y., Paufigue, J. et al., “ESO adaptive optics facility progress and first laboratory test results”, Proc. SPIE 9148, Adaptive Optics Systems IV, 914802 (July 21, 2014); doi:10.1117/12.2054859
- [2] Boffin, H.M.J., Hussain, G., Berger, J.-P., Schmidtobreick, L., “Astronomy at High-Angular Resolution”, Astrophysics and Space Science Library 439, Springer (2016)
- [3] Dumas, C., Boffin, H., Brillant, S. et al., “SciOps2.0: an evolution of ESO/VLT’s science operations model,” Proc. SPIE 9149, Observatory Operations: Strategies, Processes, and Systems V, 91491G (August 6, 2014); doi:10.1117/12.2056926
- [4] Girard, J.H.V. and Tourneboeuf, M., “ABISM: an interactive image quality and Strehl ratio measurement tool for adaptive optics instruments”, Proc. SPIE 9909, Adaptive Optics Systems V (2016)
- [5] Mathys, G., “Five years of science operations of the VLT on paranal”, ESO Messenger 116, 8 (2004)
- [6] Raffi, G., “The VLT Control Software - Status Report”, ESO Messenger, 81, 5 (1995)
- [7] Perrin, G., and Malbet, F., “Observing with the Very Large Telescope Interferometer”, EAS Publications Series, Volume 6, <http://www.jmmc.fr/obsvlti/obsvlti-book.html> (2003)
- [8] Wirenstrand, K., “VLT telescope control software: an overview”, Proc. SPIE 2479, Telescope Control Systems, 129 (June 8, 1995); doi:10.1117/12.211431