

Dependence of the TMCI threshold on the space charge tune shift

V. Balbekov

Fermi National Accelerator Laboratory

*P.O. Box 500, Batavia, Illinois 60510**

(Dated: September 4, 2021)

Abstract

Transverse mode coupling instability of a bunch with space charge is considered in frameworks of the boxcar model. Presented results demonstrate a monotonous growth of the TMCI threshold at increasing space charge tune shift, and do not support the supposition that the monotony can be violated at a higher SC.

PACS numbers: 29.27.Bd

arXiv:1607.06076v1 [physics.acc-ph] 20 Jul 2016

*Electronic address: balbekov@fnal.gov

I. INTRODUCTION

Influence of the space charge (SC) on the transverse mode coupling instability (TMCI) has been investigated first by Blaskiewicz [1]. The main conclusion which has been done by the author is that SC raises the TMCI threshold that improves the beam stability. However, several examples of a non-monotonic dependence of the TMCI parameters on the SC tune shift have been represented in the paper as well. Similar results have been obtained also with help of numerical solution of equation of motion performed by the same author [2]. The stabilizing effect has been certainly confirmed at relatively small SC tune shift.

Special case of the dominant space charge is considered in papers [3, 4]. It is shown that the instability threshold grows up tending to infinity in this limiting case (“vanishing TMCI”). However, it was suggested in [3] that the threshold growth can cease and turn back if the tune shift ΔQ exceeds the synchrotron tune Q_s by factor about ten or more.

The last statement has been supported in my recent paper [5]. According to it, threshold of constant negative wake raises with SC up to $\Delta Q/Q_s \simeq 7$ but tends to 0 at larger space charge. However, after an additional examination, I must revoke this statement because of an insufficient accuracy of the numerical calculations was detected. More exact solutions of the same dispersion equation is represented in this paper leading to the conclusion that the TMCI threshold is a monotonously increasing function of the tune shift.

II. EQUATION

Following up Ref. [5], I will consider transverse coherent oscillations of a single bunch in the frameworks of boxcar model without chromaticity. Dispersion equation for the coherent addition ν to the bare betatron tune Q_0 has been obtained there in form of the infinite continue fraction:

$$\nu - q + \frac{(q/3)^2 W_1}{1 + \frac{(q/15)^2 W_1 W_2}{1 + \frac{(q/35)^2 W_2 W_3}{1 + \dots}}} = 0, \quad W_n(\nu) = \sum_m \frac{|S_{n,m}|^2}{\nu - \nu_{n,m}}. \quad (1)$$

where q is the normalized wake strength, $\nu_{n,m}$ and $S_{n,m}$ are the eigentunes and normalizing coefficients of the boxcar bunch without wake. The last problem has been solved by Sacherer [6], and a convenient description of the solution is available in [5]. Generally, $n = 0, 1, \dots$, and $m = n, n - 2, \dots - (n - 2), -n$. In the conventional notation, m is the

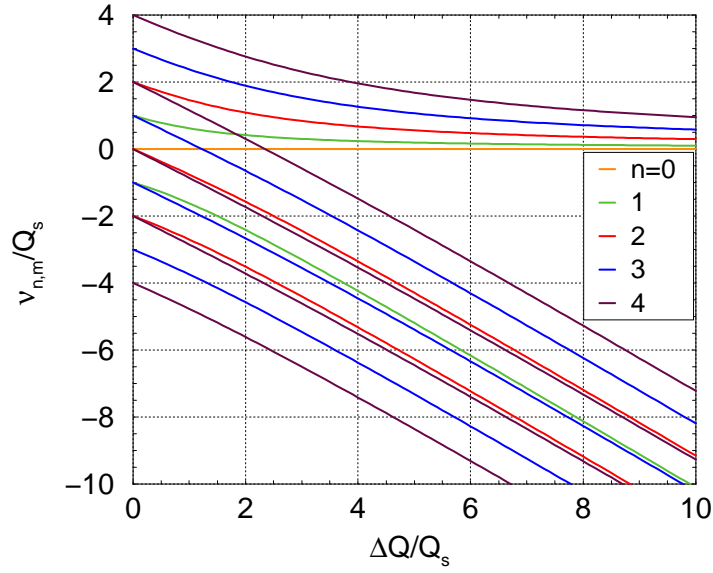


FIG. 1: Eigentunes of the boxcar bunch without wake against space charge tune shift.

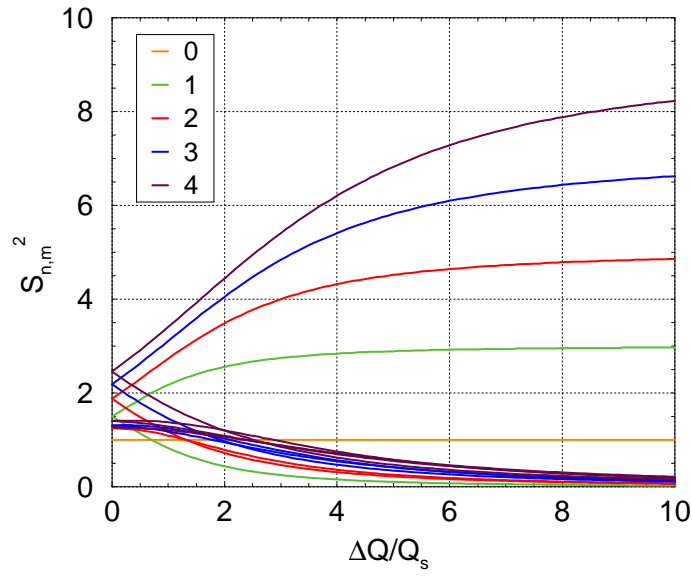


FIG. 2: Normalized coefficients of the boxcar eigenfunctions against SC tune shift.

multipole number whereas index n is associated with number of radial mode. Figs. 1 and 2 are represented in this paper as the low index examples.

If a restricted series of the modes is used, the approximate dispersion equation obtains the form

$$T_{n_{\max}}(\nu) = 0 \quad (2)$$

with following recurrent relations:

$$T_n = T_{n-1} + T_{n-2} \frac{q^2 W_{n-1} W_n}{(4n^2 - 1)^2}, \quad n \geq 2 \quad (3)$$

and boundary conditions:

$$T_0 = \nu - q, \quad T_1 = \nu - q + \left(\frac{q}{3}\right)^2 \frac{3(\nu + \Delta Q)}{\nu(\nu + \Delta Q) - Q_s^2} \quad (4)$$

First of them is actually the wake normalization condition to obtain the result $\nu = q$ in the lowest approximation.

Eq. (2) is reducible to the algebraic equation of power $(n_{\max} + 1)(n_{\max} + 2)/2$. Generally, it can be solved numerically, and the TMCI threshold can be determined by enumeration of real roots. The results are represented in Fig. 3 at $n_{\max} = 1, \dots, 12$. A comparison with Figs. 7 and 8 of Ref. [5] demonstrates the full coincidence of the curves at $n_{\max} \leq 6$. However, a drastic distinction appears at higher power leading us to revise the conclusions.

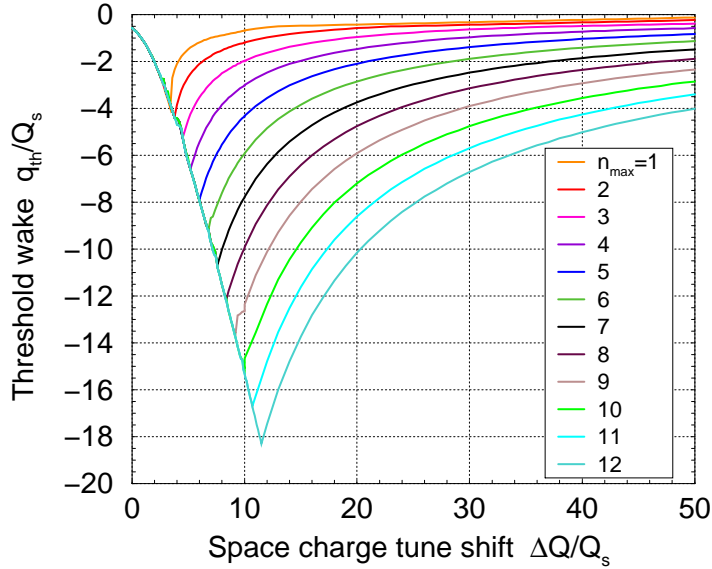


FIG. 3: Threshold value of constant negative wake against SC tune shift in different approximations.

It has been declared in [5] that the saturation occurs at $n_{max} = 6$, and additional eigenvectors do not change the result even at very high value of ΔQ . Therefore decrease of the threshold at $\Delta Q/Q_s > 7$ has been treated there as a real physical effect. However, this statement must be reconsidered now.

It follows from Fig. 3 that the great convergence of different approximations occurs only in the falling part of the curves which corresponds to the increasing instability threshold. It means also that the correct results can be ensured only at $\Delta Q/Q_s < n_{max}$. The sequential decrease of the threshold should not be treated as a physical result because of absence of the convergence.

The kink of the curves happens because of switching of the coalesced pairs which is illustrated by Fig. 4. It is seen that the coalescence of the modes $\{n, m\}$

$$\{0, 0\} + \{1, -1\} \tag{5}$$

is responsible for the instability before the kink, and the combination

$$\{n_{max}, n_{max}\} + \{n_{max} - 1, n_{max} - 1\} \tag{6}$$

does it after the kink, with n_{max} being dependent on the used approximation. The mistaken assertion has been done in [5] that (5,5)+(4,4) is the highest combination, and saturation appears after that. This statement is not confirmed by the last calculations which are represented in Fig. 5. The lower curves refer to the combination described by Eq. (5) in different approximations. Very good convergence is seen in this part, so the addition of new basis eigenfunction merely prolongs the authentic area of instability.

A completely different situation appears in the upper part of the graph where the highest tunes are represented being given by Eq. (6) with different n_{max} . The lines merge at rather large $\Delta Q/Q_s$ which value depends on n_{max} . However, an absence of the convergence compels to treat these regions as the unphysical ones.

III. CONCLUSION

The more precise calculation demonstrate a monotonous growth of the TMCI threshold of the negative wake at increasing space charge tune shift. They do not support the supposition that the monotony can be violated at a higher SC tune shift.

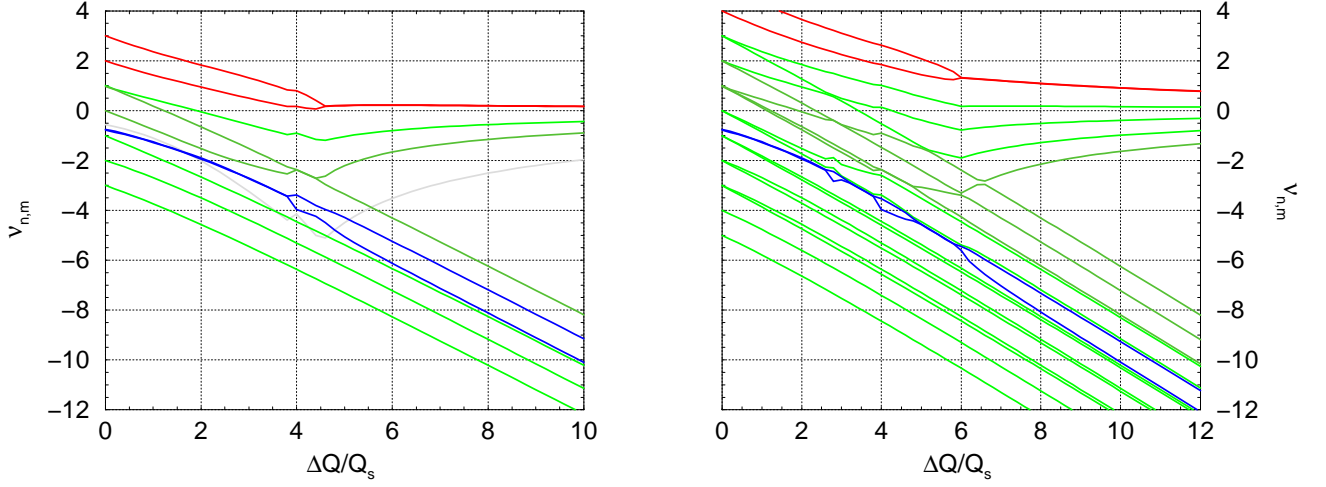


FIG. 4: Boxcar bunch eigentunes against space charge tune shift at the TMCI threshold. All eigentunes disclosed at given n_{max} are shown, and the most important of them (responsible for the instability) are marked by color. Left: $n_{max} = 3$, right: $n_{max} = 5$.

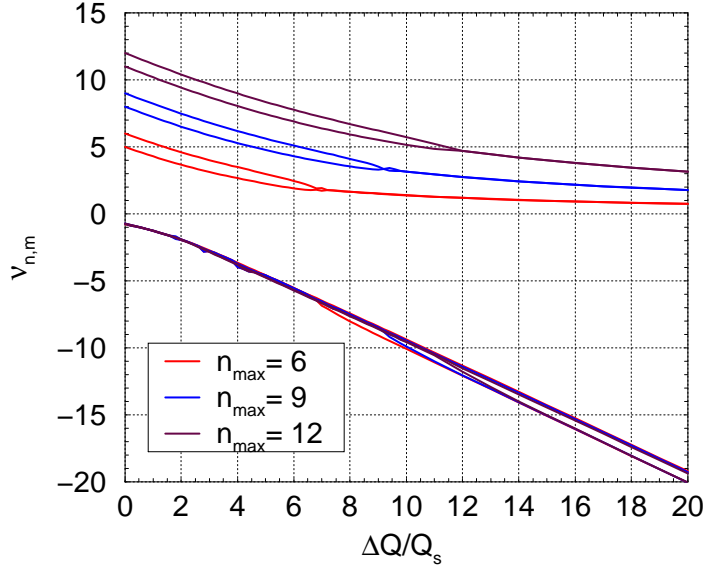


FIG. 5: Boxcar bunch eigentunes at the TMCI threshold against space charge tune shift. The most important tunes are shown. Upper lines: the higher tunes allowed by used set of eigenvectors. Lower lines: modes $\{0,0\}$ and $\{1,-1\}$.

-
- [1] M. Blaskiewicz, Phys. Rev. ST Accel. Beams 1,044201 (1998).
- [2] M. Blaskiewicz, in *Proceeding of International Particle Accelerator Conference (IPAC2012)*, WEPPR097, May 20-25, New Orleans, USA, 2012.
- [3] A. Burov, Phys. Rev. ST Accel. Beams 12,044202 (2009).
- [4] V. Balbekov, Phys. Rev. ST Accel. Beams 14,094401 (2011).
- [5] V. Balbekov, FERMILAB-PUB-16-079-APC
- [6] F. Saherer, CERN-SI-BR-72-5 (1972).