

Hierarchical Approximate Proper Orthogonal Decomposition *

Christian Himpe[†] Tobias Leibner[‡] Stephan Rave[§]

July 18, 2016

Abstract

Proper Orthogonal Decomposition (POD) is a widely used technique for the construction of low-dimensional approximation spaces from high-dimensional input data. For large-scale applications and an increasing amount of input data vectors, however, computing the POD often becomes prohibitively expensive. This work presents a generic, easy to implement approach to compute an approximate POD based on arbitrary tree hierarchies of worker nodes, where each worker computes a POD of only a small amount of input vectors. The tree hierarchy can be freely adapted to optimally suit the available computational resources. In particular, this hierarchical approximate POD (HAPOD) allows for both, simple parallelization with low communication overhead, as well as live sequential POD computation under restricted memory capacities. Rigorous error estimates and extensive numerical examples underline the performance and reliability of our approach.

1 Introduction

The construction of low-dimensional subspaces from high-dimensional data, dynamics or operators is an essential mechanism in many applications, with the aim to accelerate or merely enable numerical computations of large-scale models. In the discipline of model reduction, this methodology is the central problem under investigation.

A well-known and popular approach for subspace construction is the Proper Orthogonal Decomposition (POD), i.e. the computation of the left-singular vectors associated with the first dominant singular values of a given matrix

*Supported by the Deutsche Forschungsgemeinschaft, DFG EXC 1003 Cells in Motion - Cluster of Excellence, Münster, Germany, by the Center for Developing Mathematics in Interaction, DEMAIn, Münster, Germany, by Cells in Motion (CiM) Cluster of Excellence in flexible funds project FF-2015-07, and by the German Federal Ministry of Education and Research (BMBF) under contract number 05M13PMA.

[†]Contact: himpe@mpi-magdeburg.mpg.de, Computational Methods in Systems and Control Theory Group at the Max Planck Institute for Dynamics of Complex Technical Systems, Sandtorstraße 1, D-39106 Magdeburg, Germany

[‡]Contact: tobias.leibner@uni-muenster.de, Institute for Computational and Applied Mathematics at the University of Münster, Einsteinstrasse 62, D-48149 Münster, Germany

[§]Contact: stephan.rave@uni-muenster.de, Institute for Computational and Applied Mathematics at the University of Münster, Einsteinstrasse 62, D-48149 Münster, Germany

of input column vectors. An important field of application for the POD is the reduction of ordinary differential equation (ODE) models [20] and partial differential equation (PDE) models [14, 15]. A landmark work in this context is the use of the POD for compression of simulation data [27] where the dominant modes are extracted from flow simulation time series by the *method of snapshots*. For an elaborate review of the POD method see for example [13, 8].

Due to technical limitations of computational resources, such as memory-space and acceptable computational complexities, not only the evaluation of a large-scale problem, but even the computation of a low-rank approximation by existing methods may be infeasible. This is particularly true for the POD as the (truncated) singular value decomposition (SVD) of large matrices is a computationally demanding task. In order to speed up the computation, various parallel algorithms are available for SVD computation [3]; more recently, partitioning approaches were developed to obtain the SVD, or an approximation thereof, such as [29, 28], [6, 7], [2, 31], as well as a related parallel QR decomposition in [24].

A commonality of these methods is the horizontal slicing of the argument matrix, which is similar to the partitioning of the spatial domain of a discretized PDE model. However, such an approach is only possible when complete horizontal slices of the argument matrix are available. This usually means that all input data vectors have to be computed and stored before starting the POD computation. For large problems, this might be impossible due to insufficient memory or even mass storage space. Also, for parametrized problems the input data might be distributed column-wise among several workers, and horizontal slicing of the input would require heavy communication between the workers, which might be impossible, for instance in grid-computing environments.

In comparison, the herein proposed Hierarchical Approximate Proper Orthogonal Decomposition (HAPOD) is based on a vertical slicing of the input matrix and is targeted to extend POD-based methods which were designed with “tall and skinny” matrices in mind towards settings where, due to enhanced requirements such as parametrization, the actual matrix dimension is “tall and not-so-skinny”.

Our method is based upon the simple idea of replacing subsets of input vectors by POD approximations of these, which then form the input of additional POD steps. As such, our algorithm can be applied on top of any pre-existing POD implementation. Being formulated for arbitrary tree hierarchies of workers, it allows sequential and parallel decompositions, as well as combinations thereof, based on the partitioning of the time domain or parameter space.

Stochastic methods for SVD computation (see [9] for an overview) share many benefits with the HAPOD. Our approach, however, is integrated more easily with existing POD codes, and it allows to prescribe the desired approximation error while at the same time requiring only a single pass over the input data. The latter does not seem to be easily achievable with the methods described in [9].

Given the simplicity of the HAPOD, we do not claim to be first in investigating this concept. In fact we recently became aware of [21], wherein special cases of our method (cf. Section 3.3) are briefly discussed and basic error estimates are given.

This work contains a thorough study of the HAPOD with the aim of showing that it should be a standard part in the toolbox of every model reduction practitioner. In particular, in contrast to [21], we formally analyze the algorithm

in a more general setting, making it suitable to more complex applications (cf. Section 4.3), and give estimates for both the approximation error as well as the obtained (local and final) numbers of POD modes. This allows us to show the performance of our method for input data with quickly decaying singular values, as it is typically the case in model reduction applications (cf. Remarks 3.6 and 3.7 and Section 3.4). Section 4 contains extensive numerical experiments underlining the applicability of our method. Before introducing the HAPOD in Section 3, we start with a concise summary of the POD and its properties in Section 2.

2 Proper Orthogonal Decomposition

Proper Orthogonal Decomposition names the technique of finding low-order approximation spaces for a given set of snapshot (data) vectors by computing the left-singular vectors corresponding with the dominant singular values of the matrix formed by the column-wise concatenation of the snapshot vectors. Designations used in other fields are *Principal Component Analysis*, *Empirical Eigenfunctions*, *Empirical Orthogonal Functions* or *Karhunen-Loève Decomposition*. A more formal definition of the POD, which also applies to infinite-dimensional spaces, is given as follows:

Definition 2.1 (Proper Orthogonal Decomposition (POD)). *Let \mathcal{S} be a finite multiset of vectors contained in a Hilbert space V . With $e_1, \dots, e_{|\mathcal{S}|} \in \mathbb{R}^{|\mathcal{S}|}$ the canonical basis of $\mathbb{R}^{|\mathcal{S}|}$, and $\{s_1, \dots, s_{|\mathcal{S}|}\} = \mathcal{S}$ an arbitrary enumeration of the elements of \mathcal{S} , we call sequences $\varphi_1, \dots, \varphi_{|\mathcal{S}|} \in V$, $\sigma_1, \dots, \sigma_{|\mathcal{S}|} \in \mathbb{R}$ Proper Orthogonal Decomposition modes and singular values of \mathcal{S} if φ_m, σ_m are the left-singular vectors and singular values of the SVD of the linear mapping $\Phi_{\mathcal{S}}$ given by*

$$\Phi_{\mathcal{S}} : \mathbb{R}^{|\mathcal{S}|} \rightarrow V, \quad e_m \mapsto \Phi_{\mathcal{S}}(e_m) := s_m \quad 1 \leq m \leq |\mathcal{S}|. \quad (1)$$

Remark 2.2. *Due to the uniqueness properties of the SVD, the POD singular values of a given multiset \mathcal{S} are uniquely defined. The POD modes are uniquely defined up to orthogonal mappings of subspaces of V spanned by modes with the same singular value.*

Remark 2.3. *A simple yet numerically robust algorithm for the computation of the SVD of $\Phi_{\mathcal{S}}$ is given by the eigenvalue decomposition of the Gramian $(s_i, s_j)_{i,j}$ to the snapshot set $\mathcal{S} = \{s_1, \dots, s_{|\mathcal{S}|}\}$. The k -th POD mode is then obtained from a linear combination of the snapshot vectors with coefficients given by the components of the k -th eigenvector, divided by the square root of the k -th eigenvalue.*

The basic idea of the algorithm outlined in Remark 2.3, which in the context of model reduction is also known as *method of snapshots* [27], is to replace the difficult task of computing the SVD of a large snapshot matrix with the easier task of computing the eigenvalue decomposition of the much smaller (symmetric) Gramian, which can be obtained efficiently by optimized matrix-matrix multiplication algorithms.

While this approach performs well if there are relatively few snapshot vectors (i.e. “tall and skinny” snapshot matrices), it suffers from the quadratic growth

in computational complexity for computing the Gramian when the number of snapshots increases. However, using this method in conjunction with the herein proposed HAPOD algorithm can drastically reduce the overall required computational effort, making it feasible even for large snapshot sets \mathcal{S} (see Section 3.4).

The main reason for the importance of the POD is the fact that it produces best approximating spaces in the ℓ^2 -sense:

Theorem 2.4 (Schmidt-Eckhard-Young-Mirsky). *Let (σ_m, φ_m) , $1 \leq m \leq |\mathcal{S}|$ be the singular values and modes of a POD of a given snapshot multiset \mathcal{S} . Then for each $0 \leq N \leq |\mathcal{S}|$, $V_N := \text{span}\{\varphi_1, \dots, \varphi_N\}$ is an ℓ^2 -best approximating space for \mathcal{S} , and the ℓ^2 -mean approximation error is given by*

$$\frac{1}{|\mathcal{S}|} \sum_{s \in \mathcal{S}} \|s - P_N(s)\|^2 = \frac{1}{|\mathcal{S}|} \sum_{m=N+1}^{|\mathcal{S}|} \sigma_m^2, \quad (2)$$

where $\|\cdot\|$ denotes the norm on V and P_N is the V -orthogonal projection onto V_N .

The HAPOD algorithm presented in Section 3 can be based on any pre-existing POD implementation. We formalize the concept of a POD algorithm as follows:

Definition 2.5. *For a given Hilbert space V , let POD be the mapping*

$$(\mathcal{S}, \varepsilon) \mapsto \text{POD}(\mathcal{S}, \varepsilon) := \{(\sigma_n, \varphi_n)\}_{n=1}^N,$$

which assigns to each finite multiset $\mathcal{S} \subseteq V$ and each $\varepsilon > 0$ the set given by the first N pairs of singular values σ_n and modes φ_n of the POD of \mathcal{S} , where N is the smallest natural number such that the ℓ^2 -mean best-approximation error is bounded by ε , i.e. $|\mathcal{S}|^{-1} \sum_{s \in \mathcal{S}} \|s - P_N(s)\|^2 \leq \varepsilon^2$. According to (2), N is thus given as:

$$N = \min \left\{ N' \in \mathbb{N} \mid \sum_{n=N'+1}^{|\mathcal{S}|} \sigma_n^2 \leq |\mathcal{S}| \cdot \varepsilon^2 \right\}.$$

Assuming that no SVD is performed for $\varepsilon = 0$ and the original snapshot multiset is returned, we also define $\text{POD}(\mathcal{S}, 0) := \{(1, s) \mid s \in \mathcal{S}\}$.

3 Hierarchical Approximate POD (HAPOD)

In this section we introduce the HAPOD algorithm (Section 3.1) and provide estimates that allow to control the approximation error as well as the number of computed POD modes (Section 3.2). Special cases for distributed and live approximate POD computation are discussed in Section 3.3. A further discussion of the advantages of the HAPOD is contained in Section 3.4, whereas proofs of our main theorems can be found in Section 3.5.

3.1 Definition of the HAPOD

The basic idea of the HAPOD algorithm is to replace the task of computing a POD of a given large snapshot set \mathcal{S} by several small PODs, which only

depend on small subsets of \mathcal{S} and previously computed PODs. To formalize this procedure, we consider rooted trees where each node of the tree is associated with a local POD.

A rooted tree is a connected acyclic graph of which one node is designated as the root of the tree. The following equivalent definition will better suit our needs:

Definition 3.1 (Rooted Tree). *We call a triple $\mathcal{T} = (\mathcal{N}_{\mathcal{T}}, \mathcal{C}_{\mathcal{T}}, \rho_{\mathcal{T}})$, where $\mathcal{N}_{\mathcal{T}}$ is a finite set, $\mathcal{C}_{\mathcal{T}} : \mathcal{N}_{\mathcal{T}} \rightarrow \text{Pow}(\mathcal{N}_{\mathcal{T}})$ and $\rho_{\mathcal{T}} \in \mathcal{N}_{\mathcal{T}}$, rooted tree if the mapping $\mathcal{C}_{\mathcal{T}}$ satisfies the following properties:*

$$\forall \alpha, \beta \in \mathcal{N}_{\mathcal{T}} : \alpha \neq \beta \Rightarrow \mathcal{C}_{\mathcal{T}}(\alpha) \cap \mathcal{C}_{\mathcal{T}}(\beta) = \emptyset, \quad (3)$$

$$\forall \emptyset \neq X \subseteq \mathcal{N}_{\mathcal{T}} \setminus \{\rho_{\mathcal{T}}\} : \mathcal{C}_{\mathcal{T}}^{-1}(X) \setminus X \neq \emptyset. \quad (4)$$

We call elements $\alpha \in \mathcal{N}_{\mathcal{T}}$ the nodes of \mathcal{T} and the elements of $\mathcal{C}_{\mathcal{T}}(\alpha)$ the children of α . Condition (3) states that every node of \mathcal{T} is the child of at most one node, whereas condition (4) ensures that every node is connected to the root node $\rho_{\mathcal{T}}$. Together, (3) and (4) imply that there are no cycles in \mathcal{T} .

The leaf set $\mathcal{L}_{\mathcal{T}}$ of \mathcal{T} is given by

$$\mathcal{L}_{\mathcal{T}} := \{\alpha \in \mathcal{N}_{\mathcal{T}} \mid \mathcal{C}_{\mathcal{T}}(\alpha) = \emptyset\}.$$

For each node $\alpha \in \mathcal{N}_{\mathcal{T}}$ we define the leaves below α , $\mathcal{L}_{\mathcal{T}}(\alpha)$, recursively by the relation

$$\mathcal{L}_{\mathcal{T}}(\alpha) := (\{\alpha\} \cap \mathcal{L}_{\mathcal{T}}) \cup \bigcup_{\beta \in \mathcal{C}_{\mathcal{T}}(\alpha)} \mathcal{L}_{\mathcal{T}}(\beta).$$

Finally, we define the level map $L_{\mathcal{T}} : \mathcal{N}_{\mathcal{T}} \rightarrow \mathbb{N}$ recursively as

$$L_{\mathcal{T}}(\alpha) := \max(\{L_{\mathcal{T}}(\beta) \mid \beta \in \mathcal{C}_{\mathcal{T}}(\alpha)\} \cup \{0\}) + 1,$$

and call $L_{\mathcal{T}} := L_{\mathcal{T}}(\rho_{\mathcal{T}})$ the depth of \mathcal{T} .

Given a tree \mathcal{T} , the HAPOD algorithm works by first assigning vectors of a given snapshot set \mathcal{S} to the leaves of the tree. Then, starting with the leaves, a POD of the local input data is computed at each node. The resulting modes are scaled by their corresponding singular values and passed on as input to the parent node. The final HAPOD modes are collected as the output of the root node $\rho_{\mathcal{T}}$ (cf. Figs. 1 and 6). The precise definition is given as follows:

Definition 3.2 (Hierarchical Approximate POD (HAPOD)). *Let $\mathcal{S} \subseteq V$ be a finite multiset of snapshot vectors in a Hilbert space V . Given a rooted tree \mathcal{T} and mappings*

$$D : \mathcal{S} \rightarrow \mathcal{L}_{\mathcal{T}}, \quad \varepsilon_{\mathcal{T}} : \mathcal{N}_{\mathcal{T}} \rightarrow \mathbb{R}^{\geq 0},$$

define recursively for each $\alpha \in \mathcal{N}_{\mathcal{T}}$

$$\text{HAPOD}[\mathcal{S}, \mathcal{T}, D, \varepsilon_{\mathcal{T}}](\alpha) := \text{POD}(\mathcal{I}_{\alpha}, \varepsilon_{\mathcal{T}}(\alpha)),$$

where the local input data multiset \mathcal{I}_{α} is given by

$$\mathcal{I}_{\alpha} := \begin{cases} D^{-1}(\alpha) & \alpha \in \mathcal{L}_{\mathcal{T}}, \\ \bigcup_{\beta \in \mathcal{C}_{\mathcal{T}}(\alpha)} \left\{ \sigma_n \cdot \varphi_n \mid (\sigma_n, \varphi_n) \in \text{HAPOD}[\mathcal{S}, \mathcal{T}, D, \varepsilon_{\mathcal{T}}](\beta) \right\} & \text{otherwise.} \end{cases}$$

We call $\text{HAPOD}[\mathcal{S}, \mathcal{T}, D, \varepsilon_{\mathcal{T}}] := \text{HAPOD}[\mathcal{S}, \mathcal{T}, D, \varepsilon_{\mathcal{T}}](\rho_{\mathcal{T}})$ the hierarchical approximate POD of \mathcal{S} for the tree \mathcal{T} , the snapshot mapping D and the local tolerances $\varepsilon_{\mathcal{T}}$.

3.2 Main Theorems

Two central questions about the HAPOD are answered by the following theorems: Given error tolerances $\varepsilon_{\mathcal{T}}$, what is the approximation error for the computed HAPOD modes (Theorem 3.3)? And: How many modes does the HAPOD produce in comparison to a direct POD computation (Theorem 3.4)? Only by controlling both quantities simultaneously, we can arrive at an efficient approximation scheme.

Theorem 3.3. *Let $\mathcal{S}, \mathcal{T}, D, \varepsilon_{\mathcal{T}}$ be given as in Definition 3.2. Let the multiset of all snapshots subordinate to the node α be given by $\mathcal{S}_{\alpha} := \bigcup_{\gamma \in \mathcal{L}_{\mathcal{T}}(\alpha)} D^{-1}(\gamma)$, and let P_{α} be the V -orthogonal projection onto the linear space spanned by the modes of $\text{HAPOD}[\mathcal{S}, \mathcal{T}, D, \varepsilon_{\mathcal{T}}](\alpha)$. The ℓ^2 -mean approximation error for the final HAPOD space at the root node α is then bounded by:*

$$\frac{1}{|\mathcal{S}|} \sum_{s \in \mathcal{S}} \|s - P_{\alpha}(s)\|^2 \leq \sum_{l=1}^{L_{\mathcal{T}}(\alpha)} \max_{\substack{\gamma \in \mathcal{N}_{\mathcal{T}} \\ L_{\mathcal{T}}(\gamma)=l}} \frac{|\mathcal{I}_{\gamma}|}{|\mathcal{S}_{\gamma}|} \cdot \varepsilon_{\mathcal{T}}(\gamma)^2. \quad (5)$$

Theorem 3.4. *With the same notation as in Theorem 3.3 we have for each $\alpha \in \mathcal{N}_{\mathcal{T}}$:*

$$\left| \text{HAPOD}[\mathcal{S}, \mathcal{T}, D, \varepsilon_{\mathcal{T}}](\alpha) \right| \leq \left| \text{POD}\left(\mathcal{S}_{\alpha}, \frac{\sqrt{|\mathcal{I}_{\alpha}|}}{\sqrt{|\mathcal{S}_{\alpha}|}} \cdot \varepsilon_{\mathcal{T}}(\alpha)\right) \right|. \quad (6)$$

Given a target error tolerance ε^* , these results motivate the following choice for $\varepsilon_{\mathcal{T}}$, where the parameter ω allows us to choose a trade-off between efficiency of the HAPOD and the optimality of the resulting approximation space:

Corollary 3.5. *Using the same notation as in Theorem 3.3, let for $\varepsilon^* > 0$ the HAPOD tolerances $\varepsilon_{\mathcal{T}}(\rho_{\mathcal{T}})$, $\varepsilon_{\mathcal{T}}(\alpha)$, $\alpha \in \mathcal{N}_{\mathcal{T}} \setminus \{\rho_{\mathcal{T}}\}$ be given by:*

$$\varepsilon_{\mathcal{T}}(\rho_{\mathcal{T}}) := \frac{\sqrt{|\mathcal{S}|}}{\sqrt{|\mathcal{I}_{\rho_{\mathcal{T}}|}}} \cdot \omega \cdot \varepsilon^*, \quad \varepsilon_{\mathcal{T}}(\alpha) := \frac{\sqrt{|\mathcal{S}_{\alpha}|}}{\sqrt{|\mathcal{I}_{\alpha}| \cdot (L_{\mathcal{T}} - 1)}} \cdot \sqrt{1 - \omega^2} \cdot \varepsilon^*,$$

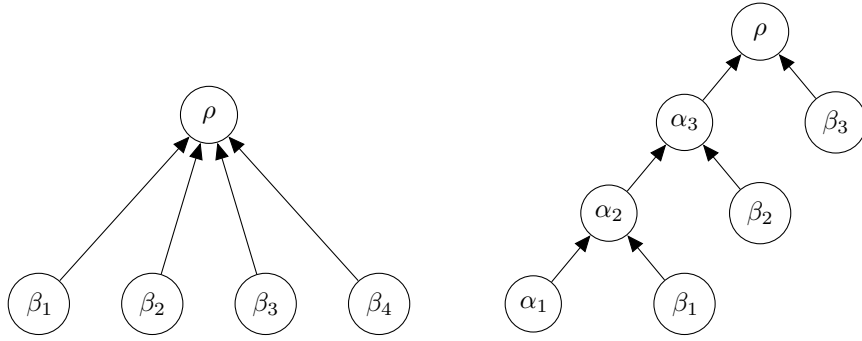
where $0 < \omega < 1$ is an arbitrary parameter. Then we have the following bounds for the final ℓ^2 -mean approximation error and number of HAPOD modes:

$$\frac{1}{|\mathcal{S}|} \sum_{s \in \mathcal{S}} \|s - P_{\rho_{\mathcal{T}}}(s)\|^2 \leq \varepsilon^{*2} \quad \text{and} \quad \left| \text{HAPOD}[\mathcal{S}, \mathcal{T}, D, \varepsilon_{\mathcal{T}}] \right| \leq \left| \text{POD}(\mathcal{S}, \omega \cdot \varepsilon^*) \right|.$$

Moreover, the number of HAPOD modes at the intermediate stages α is bounded by:

$$\left| \text{HAPOD}[\mathcal{S}, \mathcal{T}, D, \varepsilon_{\mathcal{T}}](\alpha) \right| \leq \left| \text{POD}(\mathcal{S}_{\alpha}, (L_{\mathcal{T}} - 1)^{-1/2} \cdot \sqrt{1 - \omega^2} \cdot \varepsilon^*) \right|.$$

Remark 3.6. *Note that the number of local POD modes $|\text{HAPOD}[\mathcal{S}, \mathcal{T}, D, \varepsilon_{\mathcal{T}}](\alpha)|$ determines the size of the input \mathcal{I}_{β} for the next POD at the parent node β , and hence the effort required for its computation. Choosing a large $\omega \rightarrow 1$ will reduce the number of final HAPOD modes at the price of larger local PODs. A small $\omega \rightarrow 0$ will minimize the costs for computing the HAPOD in exchange for a larger number of final modes to guarantee the prescribed error bound.*



(a) Distributed approximate POD. The PODs at the leaves β_i can be computed in parallel. Afterwards an additional POD is performed at the root node ρ .

(b) Live approximate POD. New snapshot data enters at the nodes β_i which is then combined with the current modes by PODs at the nodes α_i .

Figure 1: Trees corresponding to distributed and live approximate POD computation.

Remark 3.7. *Since we consider the mean square approximation error, it is possible that $|\text{POD}(\mathcal{S}_\alpha, (L_{\mathcal{T}} - 1)^{-1/2} \cdot \sqrt{1 - \omega^2} \cdot \varepsilon^*)| > |\text{POD}(\mathcal{S}, (L_{\mathcal{T}} - 1)^{-1/2} \cdot \sqrt{1 - \omega^2} \cdot \varepsilon^*)|$. This might be the case when the principal directions of the snapshot set \mathcal{S}_α are underrepresented in the full snapshot set \mathcal{S} . However, since we always have $|\mathcal{S}_\alpha|^{-1} \sum_{s \in \mathcal{S}_\alpha} \|s - P_\alpha(s)\|^2 \leq \max_{s \in \mathcal{S}_\alpha} \|s - P_\alpha(s)\|^2$, the number of modes at α can be bounded by*

$$\left| \text{HAPOD}[\mathcal{S}, \mathcal{T}, D, \varepsilon_{\mathcal{T}}](\alpha) \right| \leq \min \left\{ N \in \mathbb{N} \mid d_N(\mathcal{S}) \leq (L_{\mathcal{T}} - 1)^{-1/2} \cdot \sqrt{1 - \omega^2} \cdot \varepsilon^* \right\}, \quad (7)$$

where $d_N(\mathcal{S}) := \inf_{V_N \subseteq V \text{ lin subsp., } \dim V_N \leq N} \sup_{s \in \mathcal{S}} \inf_{v_N \in V_N} \|s - v_N\|$ is the so-called Kolmogorov N -width of \mathcal{S} . In many cases it is known theoretically or heuristically that $d_N(\mathcal{S})$ shows rapid (sub-)exponential decay for increasing N . In these cases, (7) will be an effective upper bound for the number of local HAPOD modes, independent of the chosen snapshot distribution D .

3.3 Special Cases: Distributed and Live Approximate POD

A special case of the HAPOD constitutes a “flat” tree, in which all leaf nodes are the children of the root node, i.e. $\mathcal{C}_{\mathcal{T}}(\rho_{\mathcal{T}}) = \mathcal{N}_{\mathcal{T}} \setminus \{\rho_{\mathcal{T}}\}$, and the snapshot set \mathcal{S} is distributed evenly among the leaf nodes (see Fig. 1a). For such a tree the HAPOD is given as:

$$\text{HAPOD}[\mathcal{S}, \mathcal{T}, D, \varepsilon_{\mathcal{T}}](\rho_{\mathcal{T}}) = \text{POD} \left(\bigcup_{\beta \in \mathcal{L}_{\mathcal{T}}} \left\{ \sigma_n \cdot \varphi_n \mid (\sigma_n, \varphi_n) \in \text{POD}(D^{-1}(\beta)) \right\}, \varepsilon_{\mathcal{T}}(\rho_{\mathcal{T}}) \right).$$

From a numerical linear algebra perspective this *distributed approximate POD* is closely related to the low-rank SVD presented in [29, 28]. The key difference is the horizontal partitioning of the snapshot matrix into fat chunks as opposed to the vertical partitioning into thin chunks considered here.

A second special case of the HAPOD is a “skinny” tree. Each node of this tree is either a leaf or has exactly one leaf and one non-leaf as children (see Fig. 1b). Formally, we then have $\mathcal{N}_{\mathcal{T}} = (\{\alpha_1, \dots, \alpha_L\} \cup \{\beta_1, \dots, \beta_{L-1}\})$, $\rho_{\mathcal{T}} = \alpha_L$, $\mathcal{C}_{\mathcal{T}}(\beta_l) = \emptyset$ for all $1 \leq l \leq L-1$, $\mathcal{C}_{\mathcal{T}}(\alpha_1) = \emptyset$ and $\mathcal{C}_{\mathcal{T}}(\alpha_l) = \{\alpha_{l-1}, \beta_{l-1}\}$ for $2 \leq l \leq L$. Typically, one will perform no additional PODs on the input data, so $\varepsilon_{\mathcal{T}}(\beta_l) = 0$. In this case, the HAPOD is given as $\text{HAPOD}[\mathcal{S}, \mathcal{T}, D, \varepsilon_{\mathcal{T}}](\alpha_1) = \text{POD}(D^{-1}(\alpha_1), \varepsilon_{\mathcal{T}}(\alpha_1))$ and

$$\begin{aligned} & \text{HAPOD}[\mathcal{S}, \mathcal{T}, D, \varepsilon_{\mathcal{T}}](\alpha_l) = \\ & \text{POD}\left(\{\sigma_n \cdot \varphi_n \mid (\sigma_n, \varphi_n) \in \text{HAPOD}[\mathcal{S}, \mathcal{T}, D, \varepsilon_{\mathcal{T}}](\alpha_{l-1})\} \cup D^{-1}(\beta_{l-1}), \varepsilon_{\mathcal{T}}(\alpha_l)\right). \end{aligned}$$

for $2 \leq l \leq L$. Thus, the HAPOD can be computed “live” by a simple iterative procedure, where in each update step a POD of the current (scaled) HAPOD modes together with the new input data is computed, whereas old input data can be removed from memory.

3.4 Algorithmic Benefits

Theorems 3.3 and 3.4 show that, with an appropriate choice of local error tolerances $\varepsilon_{\mathcal{T}}$ (Corollary 3.5), the HAPOD produces approximation spaces of a quality comparable to a POD with the same target error tolerance. At the same time, the HAPOD offers several benefits, which for problems with fast decaying singular values can lead to dramatic speedups in computation time.

Reduced memory requirements If the input data for a POD cannot be kept completely in memory, huge performance penalties are to be expected, since for all established POD algorithms, repeated access of every snapshot vector is required. If the data is kept on a mass storage device, the overall performance of the algorithm will usually be bounded by the data transfer speed.

For the HAPOD, at each node α , only the vectors \mathcal{I}_{α} are required as input to a local POD, where, typically, $|\mathcal{I}_{\alpha}| \ll |\mathcal{S}|$, so that \mathcal{I}_{α} can be kept completely in memory.

If only the POD, and not the snapshots themselves, is targeted by the computation, the HAPOD can obtain the result without accessing mass storage altogether (cf. Section 4.3). In particular, a live HAPOD of a time series may be computed even if the whole time series would not fit into memory (cf. Sections 3.3 and 4.1).

Simple parallelization To compute the local POD at node α , only the output of the PODs at the child nodes $\mathcal{C}_{\mathcal{T}}(\alpha)$ is required. In particular, for each $1 \leq l \leq L_{\mathcal{T}}$, all PODs at the nodes $\{\alpha \in \mathcal{N}_{\mathcal{T}} \mid L_{\mathcal{T}}(\alpha) = l\}$ can be computed in parallel without any communication, which is typically the bottleneck for distributed computations. Intermediate results have to be communicated only vertically up the tree, and the communicated data encompasses only low-rank quantities of computed POD modes and singular values (cf. Sections 3.3, 4.2 and 4.3).

Generality The HAPOD can be applied using any pre-existing, optimized POD algorithm. For instance, the HAPOD could be used to perform live data

compression for an MPI (Message Passing Interface) [18] distributed model, where each sub-POD is computed via a parallelized SVD algorithm.

Lower algorithmic complexity A widely used, simple and reliable algorithm for POD computation is to compute the eigenvalue decomposition of the Gramian to \mathcal{S} (cf. Remark 2.3). In the case of $|\mathcal{S}| \ll d := \dim(V)$, the Gramian computation dominates the overall runtime for the algorithm with a computational complexity of $\mathcal{O}(|\mathcal{S}|^2 d)$. For larger snapshots sets \mathcal{S} the quadratic increase in complexity makes this method expensive in comparison to more advanced algorithms (such as Lanczos or randomized methods [5, 9]), which scale only linearly in the number of snapshot vectors

Application of the HAPOD algorithm largely mitigates this issue. In particular, for a balanced n -adic tree \mathcal{T} with single vectors attached to the leaves, the HAPOD using this POD algorithm requires at most $\mathcal{O}(|\mathcal{S}| \log(|\mathcal{S}|) \widehat{N}^2 d)$ operations for Gramian computation, where $\widehat{N} := \max_{\alpha \in \mathcal{N}_{\mathcal{T}}} |\text{HAPOD}[\mathcal{S}, \mathcal{T}, D, \varepsilon_{\mathcal{T}}](\alpha)|$ denotes the maximum number of local output modes. Assuming that the error tolerances $\varepsilon_{\mathcal{T}}$ are chosen according to Corollary 3.5 for fixed ε^* , ω , and assuming that the Kolmogorov widths $d_N(\mathcal{S})$ are bounded for growing \mathcal{S} , then, due to (7), \widehat{N} will only depend on the depth $L_{\mathcal{T}}$ of \mathcal{T} . If we furthermore assume that $d_N(\mathcal{S})$ decays exponentially with increasing N , we have $\widehat{N} = \mathcal{O}(\log(L_{\mathcal{T}})) = \mathcal{O}(\log(\log(|\mathcal{S}|)))$. Thus, the overall effort for computing the Gramians is reduced to $\mathcal{O}(|\mathcal{S}| \log(|\mathcal{S}|) \log(\log(|\mathcal{S}|))^2 d)$.

3.5 Proofs of Main Theorems

In this section we proof our main results (Theorems 3.3 and 3.4). We will require some additional notation:

Definition 3.8 (Additional notation). *With the same notation as in Definition 3.2, let $N_{\alpha} := |\text{HAPOD}[\mathcal{S}, \mathcal{T}, D, \varepsilon_{\mathcal{T}}](\alpha)|$ be the number of modes selected by the local POD at node α , and let*

$$\Psi_{\alpha} : \mathbb{R}^{N_{\alpha}} \rightarrow V, \quad e_n \mapsto \sigma_n \cdot \phi_n$$

be the linear map which sends the n -th canonical basis vector onto the product of the n -th singular value and n -th mode of the POD at α . Let P_{α} be the V -orthogonal projection onto $\text{Im}(\Psi_{\alpha})$.

For each leaf $\alpha \in \mathcal{L}_{\mathcal{T}}$, fix an enumeration of $D^{-1}(\alpha)$, and define snapshot maps $\Phi_{\alpha} : \mathbb{R}^{|\mathcal{I}_{\alpha}|} \rightarrow V$ as in (1), sending the m -th canonical basis vector onto the m -th snapshot. Moreover, for every $\alpha \in \mathcal{N}_{\mathcal{T}} \setminus \mathcal{L}_{\mathcal{T}}$ fix an enumeration $\mathcal{C}_{\mathcal{T}}(\alpha, 1), \dots, \mathcal{C}_{\mathcal{T}}(\alpha, |\mathcal{C}_{\mathcal{T}}(\alpha)|)$ of $\mathcal{C}_{\mathcal{T}}(\alpha)$ and let

$$\Phi_{\alpha} : \mathbb{R}^{|\mathcal{I}_{\alpha}|} \rightarrow V := [\Psi_{\mathcal{C}_{\mathcal{T}}(\alpha, 1)}, \dots, \Psi_{\mathcal{C}_{\mathcal{T}}(\alpha, |\mathcal{C}_{\mathcal{T}}(\alpha)|)}].$$

For $\varepsilon_{\mathcal{T}}(\alpha) > 0$, let $\Lambda_{\alpha} : \mathbb{R}^{N_{\alpha}} \rightarrow \mathbb{R}^{|\mathcal{I}_{\alpha}|}$ be the linear map which sends the n -th canonical basis vector to the n -th right singular vector w.r.t. to the snapshot map Φ_{α} . For $\varepsilon_{\mathcal{T}}(\alpha) = 0$, let Λ_{α} be the permutation such that $\Psi_{\alpha} = \Phi_{\alpha} \circ \Lambda_{\alpha}^*$.

Finally, we define recursively $\widetilde{\Phi}_{\alpha}, \widetilde{Q}_{\alpha} : \mathbb{R}^{|\mathcal{S}_{\alpha}|} \rightarrow V$, $\widetilde{\Lambda}_{\alpha} : \mathbb{R}^{N_{\alpha}} \rightarrow \mathbb{R}^{|\mathcal{S}_{\alpha}|}$ via

$$\widetilde{\Phi}_{\alpha} := \Phi_{\alpha}, \quad \widetilde{Q}_{\alpha} := \Phi_{\alpha}, \quad \widetilde{\Lambda}_{\alpha} := \Lambda_{\alpha},$$

for $\alpha \in \mathcal{L}_{\mathcal{T}}$ and

$$\begin{aligned}\tilde{\Phi}_{\alpha} &:= [\tilde{\Phi}_{\mathcal{C}_{\mathcal{T}}(\alpha,1)}, \dots, \tilde{\Phi}_{\mathcal{C}_{\mathcal{T}}(\alpha,|\mathcal{C}_{\mathcal{T}}(\alpha)|)}], \\ \tilde{\Lambda}_{\alpha} &:= \text{diag}(\tilde{\Lambda}_{\mathcal{C}_{\mathcal{T}}(\alpha,1)}, \dots, \tilde{\Lambda}_{\mathcal{C}_{\mathcal{T}}(\alpha,|\mathcal{C}_{\mathcal{T}}(\alpha)|)}) \circ \Lambda_{\alpha}, \\ \tilde{Q}_{\alpha} &:= [P_{\mathcal{C}_{\mathcal{T}}(\alpha,1)} \circ \tilde{Q}_{\mathcal{C}_{\mathcal{T}}(\alpha,1)}, \dots, P_{\mathcal{C}_{\mathcal{T}}(\alpha,|\mathcal{C}_{\mathcal{T}}(\alpha)|)} \circ \tilde{Q}_{\mathcal{C}_{\mathcal{T}}(\alpha,|\mathcal{C}_{\mathcal{T}}(\alpha)|)}],\end{aligned}$$

for all $\alpha \in \mathcal{N}_{\mathcal{T}} \setminus \mathcal{L}_{\mathcal{T}}$.

Note that for each $\alpha \in \mathcal{N}_{\mathcal{T}}$ with $\varepsilon_{\mathcal{T}}(\alpha) > 0$, $\Psi_{\alpha} \circ \Lambda_{\alpha}^*$ is the truncated SVD of Φ_{α} . In case $\varepsilon_{\mathcal{T}}(\alpha) = 0$, we have $\Psi_{\alpha} \circ \Lambda_{\alpha}^* = \Phi_{\alpha}$. In particular, we have in both cases

$$P_{\alpha} \circ \Phi_{\alpha} = \Psi_{\alpha} \circ \Lambda_{\alpha}^*, \quad \Lambda_{\alpha}^* \circ \Lambda_{\alpha} = 1. \quad (8)$$

We will extend (8) to \tilde{Q}_{α} , Ψ_{α} , $\tilde{\Lambda}_{\alpha}$ in the following lemma:

Lemma 3.9. *With the same notation as in Definition 3.8 we have for all $\alpha \in \mathcal{N}_{\mathcal{T}}$:*

$$P_{\alpha} \circ \tilde{Q}_{\alpha} = \Psi_{\alpha} \circ \tilde{\Lambda}_{\alpha}^*, \quad \tilde{\Lambda}_{\alpha}^* \circ \tilde{\Lambda}_{\alpha} = 1. \quad (9)$$

In particular, it follows for $\alpha \in \mathcal{N}_{\mathcal{T}} \setminus \mathcal{L}_{\mathcal{T}}$ that

$$\tilde{Q}_{\alpha} = \Phi_{\alpha} \circ \text{diag}(\tilde{\Lambda}_{\mathcal{C}_{\mathcal{T}}(\alpha,1)}^*, \dots, \tilde{\Lambda}_{\mathcal{C}_{\mathcal{T}}(\alpha,|\mathcal{C}_{\mathcal{T}}(\alpha)|)}^*). \quad (10)$$

Proof. We show the claim via induction over \mathcal{T} . To this end, first note that for $\alpha \in \mathcal{L}_{\mathcal{T}}$, (9) is precisely (8) by definition of \tilde{Q}_{α} , $\tilde{\Lambda}_{\alpha}$. For $\alpha \in \mathcal{N}_{\mathcal{T}} \setminus \mathcal{L}_{\mathcal{T}}$, we obtain using the induction hypothesis and (8):

$$\begin{aligned}P_{\alpha} \circ \tilde{Q}_{\alpha} &= P_{\alpha} \circ [P_{\mathcal{C}_{\mathcal{T}}(\alpha,1)} \circ \tilde{Q}_{\mathcal{C}_{\mathcal{T}}(\alpha,1)}, \dots, P_{\mathcal{C}_{\mathcal{T}}(\alpha,|\mathcal{C}_{\mathcal{T}}(\alpha)|)} \circ \tilde{Q}_{\mathcal{C}_{\mathcal{T}}(\alpha,|\mathcal{C}_{\mathcal{T}}(\alpha)|)}] \\ &= P_{\alpha} \circ [\Psi_{\mathcal{C}_{\mathcal{T}}(\alpha,1)} \circ \tilde{\Lambda}_{\mathcal{C}_{\mathcal{T}}(\alpha,1)}^*, \dots, \Psi_{\mathcal{C}_{\mathcal{T}}(\alpha,|\mathcal{C}_{\mathcal{T}}(\alpha)|)} \circ \tilde{\Lambda}_{\mathcal{C}_{\mathcal{T}}(\alpha,|\mathcal{C}_{\mathcal{T}}(\alpha)|)}^*] \\ &= P_{\alpha} \circ \Phi_{\alpha} \circ \text{diag}(\tilde{\Lambda}_{\mathcal{C}_{\mathcal{T}}(\alpha,1)}^*, \dots, \tilde{\Lambda}_{\mathcal{C}_{\mathcal{T}}(\alpha,|\mathcal{C}_{\mathcal{T}}(\alpha)|)}^*) \\ &= \Psi_{\alpha} \circ \Lambda_{\alpha}^* \circ \text{diag}(\tilde{\Lambda}_{\mathcal{C}_{\mathcal{T}}(\alpha,1)}^*, \dots, \tilde{\Lambda}_{\mathcal{C}_{\mathcal{T}}(\alpha,|\mathcal{C}_{\mathcal{T}}(\alpha)|)}^*) \\ &= \Psi_{\alpha} \circ \tilde{\Lambda}_{\alpha}^*.\end{aligned}$$

Moreover:

$$\tilde{\Lambda}_{\alpha}^* \circ \tilde{\Lambda}_{\alpha} = \Lambda_{\alpha}^* \circ \text{diag}(\tilde{\Lambda}_{\mathcal{C}_{\mathcal{T}}(\alpha,1)}^* \circ \tilde{\Lambda}_{\mathcal{C}_{\mathcal{T}}(\alpha,1)}, \dots, \tilde{\Lambda}_{\mathcal{C}_{\mathcal{T}}(\alpha,|\mathcal{C}_{\mathcal{T}}(\alpha)|)}^* \circ \tilde{\Lambda}_{\mathcal{C}_{\mathcal{T}}(\alpha,|\mathcal{C}_{\mathcal{T}}(\alpha)|)}) \circ \Lambda_{\alpha} = 1.$$

Thus, (9) is proved, and we have

$$\begin{aligned}\tilde{Q}_{\alpha} &= [P_{\mathcal{C}_{\mathcal{T}}(\alpha,1)} \circ \tilde{Q}_{\mathcal{C}_{\mathcal{T}}(\alpha,1)}, \dots, P_{\mathcal{C}_{\mathcal{T}}(\alpha,|\mathcal{C}_{\mathcal{T}}(\alpha)|)} \circ \tilde{Q}_{\mathcal{C}_{\mathcal{T}}(\alpha,|\mathcal{C}_{\mathcal{T}}(\alpha)|)}] \\ &= [\Psi_{\mathcal{C}_{\mathcal{T}}(\alpha,1)} \circ \tilde{\Lambda}_{\mathcal{C}_{\mathcal{T}}(\alpha,1)}^*, \dots, \Psi_{\mathcal{C}_{\mathcal{T}}(\alpha,|\mathcal{C}_{\mathcal{T}}(\alpha)|)} \circ \tilde{\Lambda}_{\mathcal{C}_{\mathcal{T}}(\alpha,|\mathcal{C}_{\mathcal{T}}(\alpha)|)}^*] \\ &= \Phi_{\alpha} \circ \text{diag}(\tilde{\Lambda}_{\mathcal{C}_{\mathcal{T}}(\alpha,1)}^*, \dots, \tilde{\Lambda}_{\mathcal{C}_{\mathcal{T}}(\alpha,|\mathcal{C}_{\mathcal{T}}(\alpha)|)}^*).\end{aligned}$$

□

As a final preparatory step, we show the following orthogonality lemma:

Lemma 3.10. *With the same notation as in Definition 3.8 we have for all $\alpha \in \mathcal{N}_{\mathcal{T}}$ and arbitrary continuous linear maps $X, Y : V \rightarrow V$:*

$$(X \circ (\tilde{\Phi}_{\alpha} - \tilde{Q}_{\alpha}), Y \circ \tilde{Q}_{\alpha})_2 = 0, \quad (11)$$

where $(A, B)_2$ is the Hilbert-Schmidt product given by $\text{tr}(A^*B)$.

Proof. We prove the claim again via induction over \mathcal{T} . For $\alpha \in \mathcal{L}_{\mathcal{T}}$ the statement is obvious since $\tilde{\Phi}_{\alpha} = \Phi_{\alpha} = \tilde{Q}_{\alpha}$. For $\alpha \in \mathcal{N}_{\mathcal{T}} \setminus \mathcal{L}_{\mathcal{T}}$, we have

$$\begin{aligned}
& (X \circ (\tilde{\Phi}_{\alpha} - \tilde{Q}_{\alpha}), Y \circ \tilde{Q}_{\alpha})_2 \\
&= \sum_{\beta \in \mathcal{S}(\alpha)} (X \circ (\tilde{\Phi}_{\beta} - P_{\beta} \circ \tilde{Q}_{\beta}), Y \circ P_{\beta} \circ \tilde{Q}_{\beta})_2 \\
&= \sum_{\beta \in \mathcal{S}(\alpha)} (X \circ (\tilde{\Phi}_{\beta} - \tilde{Q}_{\beta}), Y \circ P_{\beta} \circ \tilde{Q}_{\beta})_2 \\
&\quad + \sum_{\beta \in \mathcal{S}(\alpha)} (X \circ (1 - P_{\beta}) \circ \tilde{Q}_{\beta}, Y \circ P_{\beta} \circ \tilde{Q}_{\beta})_2.
\end{aligned} \tag{12}$$

The first sum on the right-hand side of (12) vanishes by induction hypothesis. To handle the second sum note that for $\beta \in \mathcal{N}_{\mathcal{T}} \setminus \mathcal{L}_{\mathcal{T}}$, $\varepsilon_{\mathcal{T}}(\beta) > 0$ we can use (10) to write:

$$\begin{aligned}
(1 - P_{\beta}) \circ \tilde{Q}_{\beta} &= (1 - P_{\beta}) \circ \Phi_{\beta} \circ \text{diag}(\tilde{\Lambda}_{\mathcal{C}_{\mathcal{T}}(\beta,1)}^*, \dots, \tilde{\Lambda}_{\mathcal{C}_{\mathcal{T}}(\beta,|\mathcal{C}_{\mathcal{T}}(\beta)|)}^*) \\
&= \Psi_{\beta}^c \circ \Lambda_{\beta}^{c*} \circ \text{diag}(\tilde{\Lambda}_{\mathcal{C}_{\mathcal{T}}(\beta,1)}^*, \dots, \tilde{\Lambda}_{\mathcal{C}_{\mathcal{T}}(\beta,|\mathcal{C}_{\mathcal{T}}(\beta)|)}^*),
\end{aligned}$$

where $\Psi_{\beta}^c : \mathbb{R}^{|\mathcal{I}_{\beta}| - N_{\beta}} \rightarrow V$, $\Lambda_{\beta}^c : \mathbb{R}^{|\mathcal{I}_{\beta}| - N_{\beta}} \rightarrow \mathbb{R}^{|\mathcal{I}_{\beta}|}$ map the k -th canonical basis vector to the $(N_{\beta} + k)$ -th scaled left (unscaled right) singular vector of Φ_{β} . In particular, $\Lambda_{\beta}^* \circ \Lambda_{\beta}^c = 0$. Using (9), we obtain:

$$\begin{aligned}
& (X \circ (1 - P_{\beta}) \circ \tilde{Q}_{\beta}, Y \circ P_{\beta} \circ \tilde{Q}_{\beta})_2 \\
&= \text{tr}(\{(1 - P_{\beta}) \circ \tilde{Q}_{\beta}\}^* \circ X^* \circ Y \circ P_{\beta} \circ \tilde{Q}_{\beta}) \\
&= \text{tr}(X^* \circ Y \circ P_{\beta} \circ \tilde{Q}_{\beta} \circ \{(1 - P_{\beta}) \circ \tilde{Q}_{\beta}\}^*) \\
&= \text{tr}(X^* \circ Y \circ \Psi_{\beta} \circ \Lambda_{\beta}^* \circ \text{diag}(\tilde{\Lambda}_{\mathcal{C}_{\mathcal{T}}(\beta,1)}^*, \dots, \tilde{\Lambda}_{\mathcal{C}_{\mathcal{T}}(\beta,|\mathcal{C}_{\mathcal{T}}(\beta)|)}^*) \\
&\quad \circ \text{diag}(\tilde{\Lambda}_{\mathcal{C}_{\mathcal{T}}(\beta,1)}, \dots, \tilde{\Lambda}_{\mathcal{C}_{\mathcal{T}}(\beta,|\mathcal{C}_{\mathcal{T}}(\beta)|)}) \circ \Lambda_{\beta}^c \circ \Psi_{\beta}^{c*}) \\
&= \text{tr}(X^* \circ Y \circ \Psi_{\beta} \circ \{\Lambda_{\beta}^* \circ \Lambda_{\beta}^c\} \circ \Psi_{\beta}^c) = 0.
\end{aligned}$$

The same line of argument holds for $\beta \in \mathcal{L}_{\mathcal{T}}$, where we have $(1 - P_{\beta}) \circ \tilde{Q}_{\beta} = \Psi_{\beta}^c \circ \Lambda_{\beta}^{c*}$. Since for $\varepsilon_{\mathcal{T}}(\beta) = 0$ we trivially have $1 - P_{\beta} = 0$, we see that the second sum in (12) always vanishes, proving the claim. \square

Proof of Theorem 3.3. First note that, due to the best approximation property of the orthogonal projection P_{α} we have:

$$\begin{aligned}
\frac{1}{|\mathcal{S}|} \sum_{s \in \mathcal{S}} \|s - P_{\alpha}(s)\|^2 &= \frac{1}{|\mathcal{S}|} \sum_{n=1}^{|\mathcal{S}|} \|\tilde{\Phi}_{\alpha}(e_n) - P_{\alpha}(\tilde{\Phi}_{\alpha}(e_n))\|^2 \\
&\leq \frac{1}{|\mathcal{S}|} \sum_{n=1}^{|\mathcal{S}|} \|\tilde{\Phi}_{\alpha}(e_n) - P_{\alpha}(\tilde{Q}_{\alpha}(e_n))\|^2 \\
&= \frac{1}{|\mathcal{S}|} \|\tilde{\Phi}_{\alpha} - P_{\alpha} \circ \tilde{Q}_{\alpha}\|_2^2,
\end{aligned}$$

where $\|A\|_2 = \sqrt{(A, A)_2} = \sqrt{\text{tr}(A^*A)}$ denotes the Hilbert-Schmidt norm of A . Thus, the theorem is proven if we can show that for all $\alpha \in \mathcal{N}_{\mathcal{T}}$ the following

estimate holds:

$$\frac{1}{|\mathcal{S}_\alpha|} \|\tilde{\Phi}_\alpha - P_\alpha \circ \tilde{Q}_\alpha\|_2^2 \leq \sum_{l=1}^{L_\mathcal{T}(\alpha)} \max_{\substack{\gamma \in \mathcal{N}_\mathcal{T} \\ L_\mathcal{T}(\gamma)=l}} \frac{|\mathcal{I}_\gamma|}{|\mathcal{S}_\gamma|} \cdot \varepsilon_\mathcal{T}(\gamma)^2. \quad (13)$$

We show (13) again via induction over \mathcal{T} . For $\alpha \in \mathcal{L}_\mathcal{T}$ we immediately have:

$$\frac{1}{|\mathcal{S}_\alpha|} \|\tilde{\Phi}_\alpha - P_\alpha \circ \tilde{Q}_\alpha\|_2^2 = \frac{1}{|\mathcal{I}_\alpha|} \|\Phi_\alpha - P_\alpha \circ \Phi_\alpha\|_2^2 \leq \varepsilon_\mathcal{T}(\alpha)^2 \leq \max_{\substack{\gamma \in \mathcal{N}_\mathcal{T} \\ L_\mathcal{T}(\gamma)=1}} \frac{|\mathcal{I}_\gamma|}{|\mathcal{S}_\gamma|} \cdot \varepsilon_\mathcal{T}(\gamma)^2,$$

according to Definition 2.5.

Now, let us assume that (13) holds for all $\beta \in \mathcal{C}_\mathcal{T}(\alpha)$ for some $\alpha \in \mathcal{N}_\mathcal{T} \setminus \mathcal{L}_\mathcal{T}$. Using Lemma 3.10, we have

$$\|\tilde{\Phi}_\alpha - P_\alpha \circ \tilde{Q}_\alpha\|_2^2 = \|\tilde{\Phi}_\alpha - \tilde{Q}_\alpha + (I - P_\alpha) \circ \tilde{Q}_\alpha\|_2^2 = \|\tilde{\Phi}_\alpha - \tilde{Q}_\alpha\|_2^2 + \|(I - P_\alpha) \circ \tilde{Q}_\alpha\|_2^2.$$

Using the induction hypothesis, we can bound the first summand by:

$$\begin{aligned} \|\tilde{\Phi}_\alpha - \tilde{Q}_\alpha\|_2^2 &= \sum_{\beta \in \mathcal{C}_\mathcal{T}(\alpha)} \|\tilde{\Phi}_\beta - P_\beta \circ \tilde{Q}_\beta\|_2^2 \\ &\leq \sum_{\beta \in \mathcal{C}_\mathcal{T}(\alpha)} |\mathcal{S}_\beta| \cdot \sum_{l=1}^{L_\mathcal{T}(\beta)} \max_{\substack{\gamma \in \mathcal{N}_\mathcal{T} \\ L_\mathcal{T}(\gamma)=l}} \frac{|\mathcal{I}_\gamma|}{|\mathcal{S}_\gamma|} \cdot \varepsilon_\mathcal{T}(\gamma)^2 \\ &\leq |\mathcal{S}_\alpha| \cdot \sum_{l=1}^{L_\mathcal{T}(\alpha)-1} \max_{\substack{\gamma \in \mathcal{N}_\mathcal{T} \\ L_\mathcal{T}(\gamma)=l}} \frac{|\mathcal{I}_\gamma|}{|\mathcal{S}_\gamma|} \cdot \varepsilon_\mathcal{T}(\gamma)^2, \end{aligned}$$

where we have used the identity $\mathcal{S}_\alpha = \dot{\bigcup}_{\beta \in \mathcal{C}_\mathcal{T}(\alpha)} \mathcal{S}_\beta$.

To bound the second summand, we use Lemma 3.9 and Definition 2.5 to obtain:

$$\begin{aligned} \|(I - P_\alpha) \circ \tilde{Q}_\alpha\|_2^2 &= \|(I - P_\alpha) \circ \Phi_\alpha \circ \text{diag}(\tilde{\Lambda}_{\mathcal{C}_\mathcal{T}(\alpha,1)}^*, \dots, \tilde{\Lambda}_{\mathcal{C}_\mathcal{T}(\alpha,|\mathcal{C}_\mathcal{T}(\alpha)|)}^*)\|_2^2 \\ &\leq \|(I - P_\alpha) \circ \Phi_\alpha\|_2^2 \cdot \|\text{diag}(\tilde{\Lambda}_{\mathcal{C}_\mathcal{T}(\alpha,1)}^*, \dots, \tilde{\Lambda}_{\mathcal{C}_\mathcal{T}(\alpha,|\mathcal{C}_\mathcal{T}(\alpha)|)}^*)\|_2^2 \\ &\leq |\mathcal{I}_\alpha| \cdot \varepsilon_\mathcal{T}(\alpha)^2. \end{aligned}$$

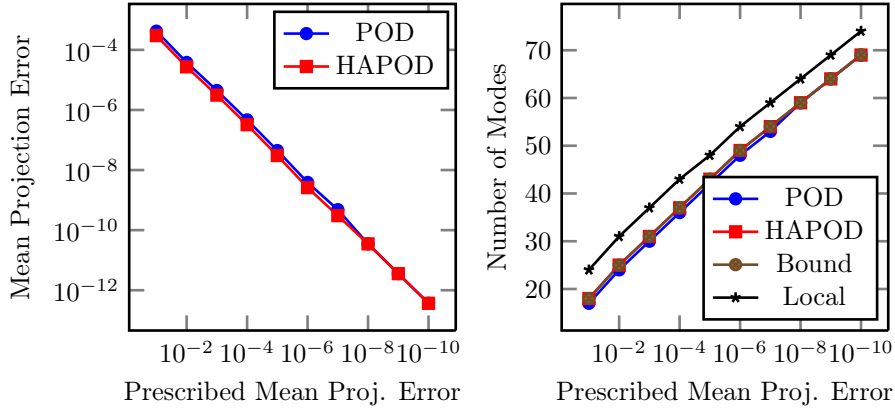
Thus, (13) follows, which completes the proof. \square

Proof of Theorem 3.4. For $\alpha \in \mathcal{L}_\mathcal{T}$ there is nothing to show, so let us assume that $\alpha \in \mathcal{N}_\mathcal{T} \setminus \mathcal{L}_\mathcal{T}$. According to Lemma 3.9, \tilde{Q}_α and Φ_α have the same singular values. Thus:

$$|\text{HAPOD}[\mathcal{S}, \mathcal{T}, D, \varepsilon_\mathcal{T}](\alpha)| = |\text{POD}(\Phi_\alpha, \varepsilon_\mathcal{T}(\alpha))| = |\text{POD}(\tilde{Q}_\alpha, \sqrt{|\mathcal{I}_\alpha|}/\sqrt{|\mathcal{S}_\alpha|} \cdot \varepsilon_\mathcal{T}(\alpha))|.$$

Let \tilde{P}_α be the orthogonal projection onto the linear span of the modes selected by $\text{POD}(\mathcal{S}_\alpha, \sqrt{|\mathcal{I}_\alpha|}/\sqrt{|\mathcal{S}_\alpha|} \cdot \varepsilon_\mathcal{T}(\alpha))$. Due to Lemma 3.10 we have:

$$\begin{aligned} |\mathcal{S}_\alpha| \cdot \frac{|\mathcal{I}_\alpha|}{|\mathcal{S}_\alpha|} \cdot \varepsilon_\mathcal{T}(\alpha)^2 &\geq \|(1 - \tilde{P}_\alpha) \circ \tilde{\Phi}_\alpha\|_2^2 \\ &= \|(1 - \tilde{P}_\alpha) \circ \tilde{Q}_\alpha + (1 - \tilde{P}_\alpha) \circ (\tilde{\Phi}_\alpha - \tilde{Q}_\alpha)\|_2^2 \\ &= \|(1 - \tilde{P}_\alpha) \circ \tilde{Q}_\alpha\|_2^2 + \|(1 - \tilde{P}_\alpha) \circ (\tilde{\Phi}_\alpha - \tilde{Q}_\alpha)\|_2^2 \\ &\geq \|(1 - \tilde{P}_\alpha) \circ \tilde{Q}_\alpha\|_2^2. \end{aligned}$$



(a) ℓ^2 -mean projection error for POD and live HAPOD computation.

(b) Number of resulting POD and HAPOD modes, bound (6) for number of HAPOD modes at output node $\rho_{\mathcal{T}}$ and maximum number of intermediate HAPOD output modes. The number of HAPOD modes exactly equals the mode bound (6).

Figure 2: Approximation error and mode counts vs. prescribed error tolerance for the data compression example (cf. Section 4.1).

According to Definition 2.5 and due to the optimality of the POD we therefore have

$$|\text{POD}(\tilde{Q}_\alpha, \sqrt{|\mathcal{I}_\alpha|}/\sqrt{|\mathcal{S}_\alpha|} \cdot \varepsilon_{\mathcal{T}}(\alpha))| \leq |\text{POD}(\tilde{\Phi}_\alpha, \sqrt{|\mathcal{I}_\alpha|}/\sqrt{|\mathcal{S}_\alpha|} \cdot \varepsilon_{\mathcal{T}}(\alpha))|,$$

which concludes the proof. \square

4 Numerical Results

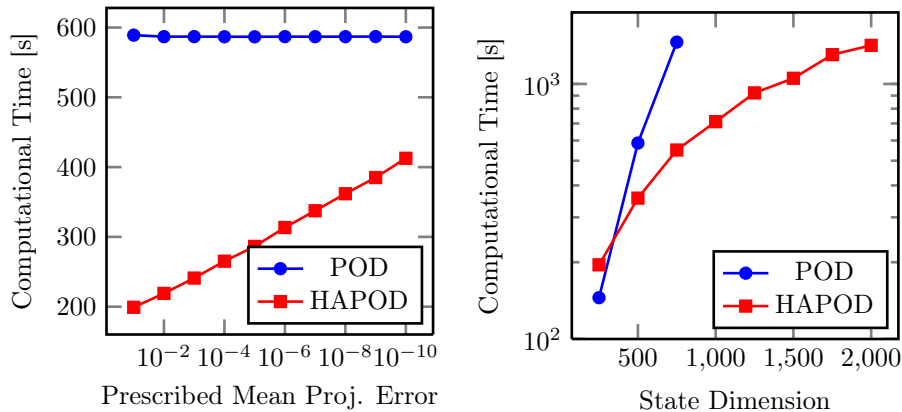
To demonstrate the applicability of the HAPOD, three numerical examples comparing the POD with the HAPOD are presented and evaluated in terms of accuracy and complexity.

4.1 Live Data Compression

The first numerical experiment compares the POD and HAPOD through compressing a trajectory of a randomly excited system. As an underlying system, a system of differential equations with a linear vector field is chosen:

$$\dot{x}(t) = Ax(t) + Bu(t).$$

The experiment runs over a predetermined period of time T and constant temporal resolution h . A live HAPOD is performed as described in Section 3.3 to extract the dominant modes for different accuracies on a subdivision of the full time series into uniform length sub-series, of which results are compared to a POD over the whole time series.



(a) Computational time for POD and live HAPOD with state space dimensions $N = 500$.

(b) Computational time for POD and live HAPOD with a prescribed error $\varepsilon = 10^{-8}$ vs. different state space dimensions.

Figure 3: Computational time for varying prescribed error and state dimension for the data compression example (cf. Section 4.1).

For this experiment the dynamical system component from the “Synthetic” benchmark model in [22], with a fixed parameter $\theta \equiv \frac{1}{2}$, is employed. This model is a single-input system of variable state space dimension, which is set to $N := \dim(x(t)) = 500$. The system is simulated using an implicit first-order integrator over a period of $[0, 100]$ subdivided into 10^4 time steps with a time step width of $h = \frac{1}{100}$, during which it is excited by randomly occurring peaks in the input function $u(t)$. For the HAPOD, the full time-series is split into one-hundred sub-series, each holding one-hundred time steps. The local error tolerances $\varepsilon_{\mathcal{T}}$ are chosen according to Corollary 3.5 with $\omega = 0.75$.

The computation is conducted on a Raspberry Pi¹ single board computer device, which is a memory limited device, comparable to embedded or power-aware environments.

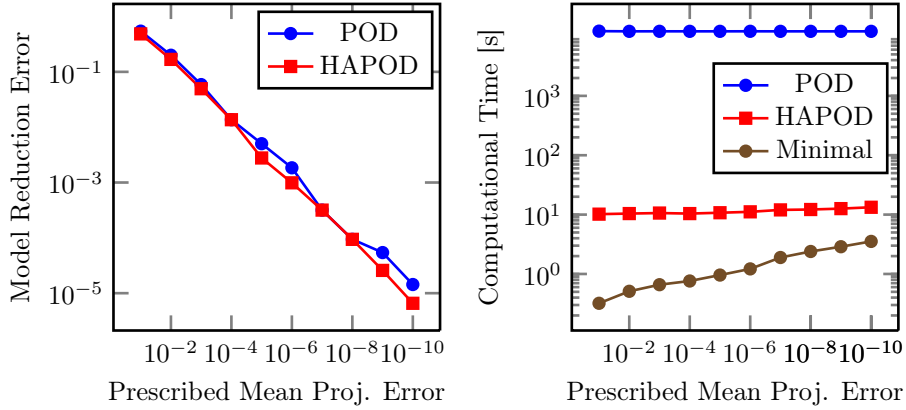
In Fig. 2a, the ℓ^2 -mean projection error (2) for the prescribed accuracies of $\varepsilon \in \{10^{-1}, 10^{-2}, \dots, 10^{-10}\}$ is depicted. The approximation error of the POD and the live HAPOD decay very similarly in rate and magnitude.

In terms of the number of modes, Fig. 2b shows that also the number of final HAPOD modes increases with the same rate as the classic POD. For the lower accuracies up to 10^{-7} the HAPOD requires one additional mode, for higher accuracies the number of modes are equal. The mode bound (6) exactly matches the number of HAPOD modes, and at most six additional output modes are generated at the intermediate HAPOD steps.

The time consumption is plotted in Fig. 3a for the different ε . Since the used POD implementation fully factorizes the given input data, the required computational time for the POD is (almost) constant for different accuracies. The live HAPOD time requirements increase with higher accuracies, yet for all tested ε the HAPOD requires less time than the POD.

Fig. 3b shows the computational time for the POD and HAPOD for varying

¹Raspberry Pi 1B: (ARMv6-CPU 700MHz, 512MB RAM), see also: <http://www.raspberrypi.org/products/model-b>.



(a) Model reduction output ℓ^2 -error for POD and distributed HAPOD.

(b) Computational time for POD, distributed HAPOD time (sequential computation) and minimal required HAPOD time if perfect parallelization is assumed.

Figure 4: Comparison of model reduction error and computational time for the POD and distributed HAPOD computation for the distributed empirical cross Gramian example (cf. Section 4.2).

state space dimension $N = \{250, 500, 750, 1000, 1250, 1500, 1750, 2000\}$, but fixed prescribed approximation error. For $N > 750$ the regular POD's memory requirements exceed the device capabilities, while the live HAPOD is still computable.

4.2 Distributed Empirical Cross Gramian

The second numerical experiment compares the POD with the distributed HAPOD computation (cf. Section 3.3) in terms of the model reduction error resulting from the respective output modes. Given a linear state space control system with the same number of inputs and outputs $\dim(u(t)) = \dim(y(t))$,

$$\begin{aligned} \dot{x}(t) &= Ax(t) + Bu(t), \\ y(t) &= Cx(t), \end{aligned} \tag{14}$$

the associated cross Gramian matrix is defined as the composition of the system's controllability and observability operators:

$$W_X := \mathcal{CO} = \int_0^\infty e^{At} BC e^{At} dt.$$

The modes U resulting from a POD of the cross Gramian constitute an approximate balancing transformation, which can be truncated based on the associated singular values:

$$W_X \stackrel{\text{SVD}}{=} UDV \rightarrow U = (U_1 \quad U_2).$$

This truncated orthogonal projection induces a reduced order model for (14),

$$\begin{aligned}\dot{x}_r(t) &= (U_1^\top A U_1)x_r(t) + (U_1^\top B)u(t), \\ y_r(t) &= (C U_1)x_r(t).\end{aligned}\tag{15}$$

For further details we refer to [30]. Practically, the empirical cross Gramian [12] can be utilized for the computation of the cross Gramian:

$$\begin{aligned}\widehat{W}_X &:= \sum_{m=1}^M \int_0^\infty \Psi^m(t) dt \in \mathbb{R}^{N \times N}, \\ \Psi_{ij}^m(t) &:= \langle x_i^m(t), y_m^j(t) \rangle,\end{aligned}$$

with $x^m(t)$ being the state trajectory for a perturbation of the m -th component of an impulse input and $y^j(t)$ the output trajectory for a perturbation of the j -th initial state component. The empirical cross Gramian matrix may be assembled column-wise,

$$\begin{aligned}\widehat{W}_X &= \left[\sum_{m=1}^M \int_0^\infty \psi^{m1}(t) dt, \dots, \sum_{m=1}^M \int_0^\infty \psi^{mN}(t) dt \right], \\ \psi_i^{mn}(t) &:= \langle x_i^m(t), y_m^n(t) \rangle,\end{aligned}\tag{16}$$

by sorting the $\Psi^m(t)$ into columns. This *distributed empirical cross Gramian* together with distributed HAPOD computation then allows a fully parallel assembly of the cross-Gramian-based approximate balancing truncated projection U_1 .

The following numerical experiment uses the previous synthetic benchmark system from [22] but includes the output function. This single-input-single-output system is generated for $N = 10000$, and the parametrization is fixed to $\theta \equiv \frac{1}{10}$. The system is excited by an impulse input $u(t) = \delta(t)$. For this system an empirical cross Gramian is computed² using `emgr` [11, 10], for which a regular POD and a distributed HAPOD is used to determine the left singular vectors. For the latter, the cross Gramian is partitioned column-wise into blocks of size 10000×100 , and the local error tolerances again chosen according to Corollary 3.5 with $\omega = 0.5$.

Fig. 4a shows the error for the empirical cross Gramian-based state space reduction comparing the original system's output and the reduced order model's output utilizing either the POD or the distributed variant of the HAPOD. For a varying prescribed projection error, the model reduction error resulting from the POD and HAPOD, i.e. the time-domain misfit between original system output and reduced-order system output measured in the ℓ^2 -norm $\varepsilon_y = \|y - y_r\|_{\ell^2}$, decays with a similar rate as, and never exceeds the error resulting from the classic POD.

Comparing the time consumption of the POD and HAPOD, the former, due to its constant complexity, requires a fixed amount of time for each prescribed error. The HAPOD assembly time is about three orders of magnitude smaller than for the POD and increases slowly for more accurate approximations, as shown in Fig. 4b. Furthermore, if enough processor cores would be available for a full parallelization, meaning all leaf sub-PODs could be evaluated concurrently,

²Computation on Intel Core i5 760 (x86-64) CPU with 12GB RAM.

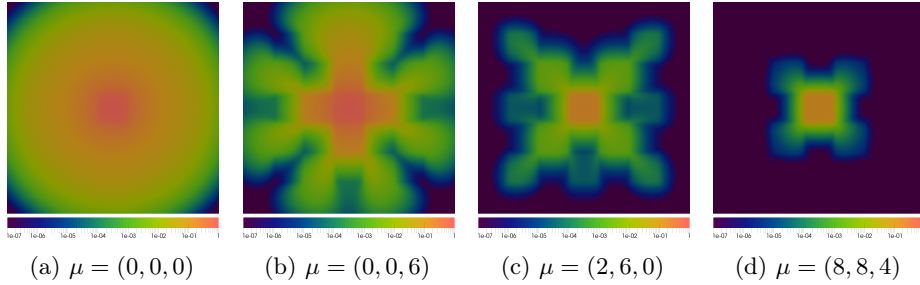


Figure 5: Solutions to the Checkerboard test case for the kinetic Boltzmann equation (cf. Section 4.3) for different parameters $\mu = (\Sigma_{s,1}, \Sigma_{a,1}, \Sigma_{a,2})$. Visualized is the first component of the solution at time $T = 3.2$.

then for $\varepsilon \leq 10^{-6}$ the time requirements can be reduced again by up to one order of magnitude compared with the single worker setup used in the experiment. For smaller prescribed errors, the final POD starts to require a large part of the computational effort such that a balanced tree \mathcal{T} with depth $L_{\mathcal{T}} = 3$ would be required to gain an additional speedup.

4.3 Reduction of a Large Kinetic Equation Model

The third numerical experiment utilizes a kinetic equation model. In such models, the solution field does not only depend on time and space but also on velocity variables. Hence, directly solving a kinetic equation with standard numerical methods often causes a prohibitive amount of computational cost due to the curse of dimensionality. Moment closure models are one approach to overcome this difficulty by transferring the kinetic equation to a hyperbolic system of coupled equations which do not depend on the velocity variable anymore (see [1, 4, 26] and references therein). This significantly reduces the effort needed to solve the problem, especially in several space dimensions. However, the computational cost may still be too high to solve a parameter-dependent problem for a large set of parameters in a reasonable amount of time. In this case, a POD-based state space Galerkin projection similar to (15) can be used to further reduce the model.

Our experiment is based on the checkerboard test case for the P_{15} moment closure approximation of the Boltzmann equation for neutron transport from [4]. The model equation in two dimensions is given by:

$$\partial_t \mathbf{p}(t, \mathbf{x}) + \mathbf{A}_x \partial_x \mathbf{p}(t, \mathbf{x}) + \mathbf{A}_z \partial_z \mathbf{p}(t, \mathbf{x}) = \mathbf{s}(t, \mathbf{x}) + (\Sigma_s(\mathbf{x}) \mathbf{Q} - \Sigma_t(\mathbf{x}) \mathbf{I}) \mathbf{p}(t, \mathbf{x}),$$

where $\mathbf{p}(t, \mathbf{x}) \in \mathbb{R}^{136}$ for fixed spatial coordinates $\mathbf{x} = (x, z)$ and time t , \mathbf{I} is the identity matrix and $\mathbf{Q}_{00} = 1$, $\mathbf{Q}_{ij} = 0$ otherwise. The positive coefficients Σ_s and $\Sigma_t = \Sigma_s + \Sigma_a$ describe scattering and total cross section, respectively, and \mathbf{s} is a particle source. The matrices $\mathbf{A}_x, \mathbf{A}_z \in \mathbb{R}^{136 \times 136}$ which describe the coupling between the moments are sparse with at most four and two entries per row, respectively. See [4, Eq. 8, 9] for the detailed definitions of the matrices.

The test case assumes a spatial domain $[0, 7] \times [0, 7]$ that is divided in 49 axis-parallel cubes with unit edge width and composed of two different materials (see ??) that are characterized by their scattering and absorption cross-section

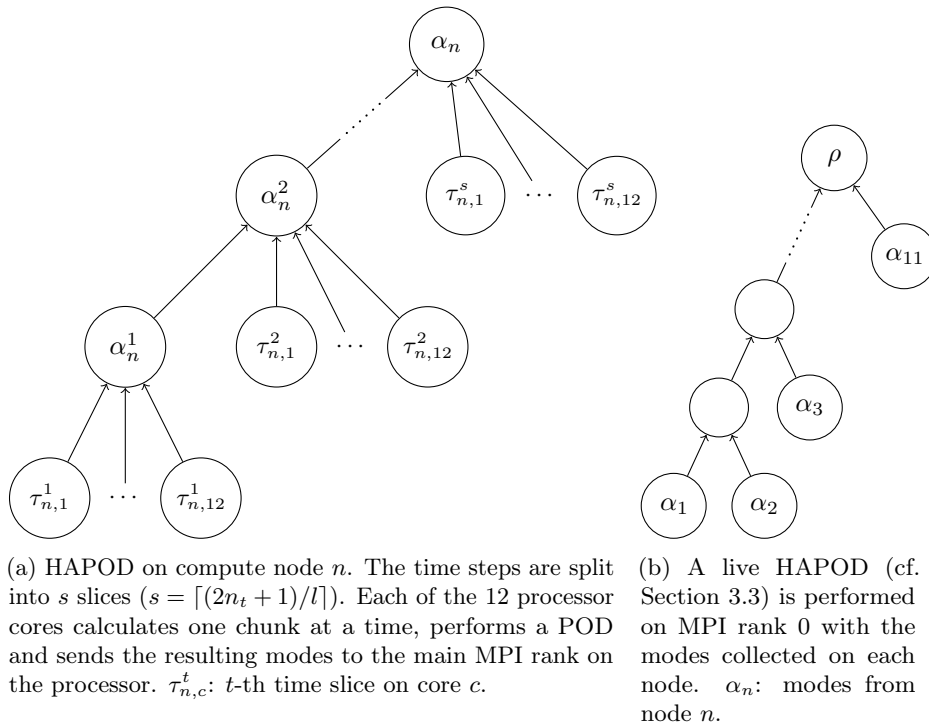


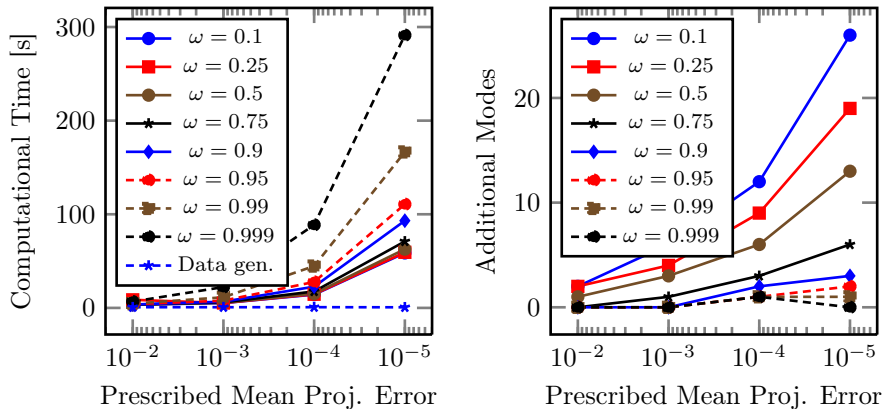
Figure 6: HAPOD tree used for kinetic Boltzmann example (cf. Section 4.3) on 11 compute nodes with 12 cores each.

Σ_s and Σ_a , respectively. Initially, there are no neutrons in the domain. At time $t = 0$, a neutron source $\mathbf{s} = (1, 0, \dots, 0)^\top$ is turned on in the center region.

The parameter dependence for the scattering and absorption cross-sections $\Sigma_{s,1}$ and $\Sigma_{a,1}$ for the first material (red regions in ??) and the absorption cross-section $\Sigma_{a,2}$ for the second material (black regions in ??) is to be retained for the reduced order model, while the scattering cross-section of the second material is fixed to $\Sigma_{s,2} = 0$. The three parameters $\Sigma_{s,1}$, $\Sigma_{a,1}$, $\Sigma_{a,2}$ are each chosen in the range $[0, 8]$. For the POD, each parameter is uniformly sampled by the five values $\{0, 2, 4, 6, 8\}$ such that 125 solution trajectories have to be calculated.

The model is solved by a finite volume solver for systems of hyperbolic equations implemented in `dune-gdt` [16, 25], using a numerical Lax-Friedrichs flux and an explicit Euler fractional step time stepping scheme (see [17, Ch. 17.1]) to incorporate the right-hand side into the solution. Solutions for some exemplary parameter choices are visualized in Fig. 5.

As the P_{15} model consists of 136 coupled equations with 136 unknowns and the finite volume scheme uses a uniform cube grid with k^2 elements, the discrete solution vector for the finite volume discretization at a fixed time contains $N = 136k^2$ entries. The test case is solved up to a time of $T = 3.2$ and the time step length is determined by a Courant–Friedrichs–Lewy number of 0.4 which leads to $n_t = \left\lceil \frac{T}{7/k \cdot 0.4} \right\rceil$ time steps per trajectory. To obtain an accurate reduced order model, the intermediate steps in the fractional step discretization have to be included into the snapshot set as well, such that $2n_t$ discrete solution vectors



(a) HAPOD execution time for different values of ω . For all values of ω , the HAPOD is much faster than the POD which took about 1600 seconds for each tolerance. Snapshot generation (Data gen.) took 0.8 seconds.

(b) Number of additional HAPOD modes (compared to POD) for different values of ω . The POD resulted in 2, 10, 35 and 94 modes for a prescribed error of 10^{-2} , 10^{-3} , 10^{-4} and 10^{-5} , respectively.

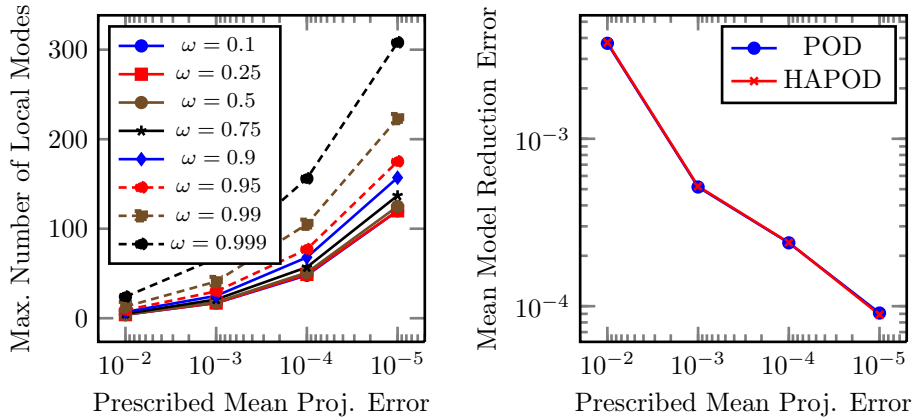
Figure 7: Influence of ω on HAPOD execution time and number of resulting modes for the kinetic Boltzmann equation example (cf. Section 4.3) on a grid with $k^2 = 400$ elements ($N = 54400$ degrees of freedom).

have to be stored per trajectory. Thus, a total of approximately $250n_t$ snapshots has to be handled. This corresponds to roughly $250 \cdot \frac{T}{7/k \cdot 0.4} \cdot 136k^2 \approx 39000k^3$ double precision floating point numbers that have to be stored in memory. For a grid with $k = 40$, these would take about 20 gigabytes of memory whereas for $k = 200$ about 2.5 terabytes of memory were needed.

The numerical experiments are performed on eleven compute nodes of a distributed memory computer cluster³ utilizing 125 processor cores. In the case of the classical POD, each processor core calculates a solution trajectory for one parameter of the sample parameter set, after which the resulting discrete solution vectors are gathered on a single node where the POD is performed. For the HAPOD, on each core a chunk of $l = 10$ time steps is calculated at a time, a POD is performed with this chunk per core and the remaining modes are gathered per node where another POD is computed. After that, the next solution chunk is calculated and compressed by a POD on each core. The resulting modes together with the modes from the first POD on node level serve as input to a second POD on node level. This is repeated until all time steps are calculated (cf. Fig. 6a). The result is a set of modes on each node. Instead of gathering all modes on the main node at once, which would require a lot of memory at the main node, the modes are sequentially sent to the main node where additional PODs for each node are performed (cf. Fig. 6b). The underlying POD algorithm is provided by pyMOR [19, 23], which is also used to compute and solve the resulting reduced order model.

In Fig. 7, computational time and number of HAPOD modes for different values of ω (see Corollary 3.5) are plotted against the prescribed ℓ^2 -mean error

³Each node encloses two Intel Xeon Westmere X5650 CPUs (2×6 cores) and 48GB RAM.



(a) Maximal number of local HAPOD modes for different values of ω . (b) ℓ^2 -mean model reduction errors for 125 random parameters, $k = 20$, $\omega = 0.95$.

Figure 8: Number of local HAPOD modes and model reduction errors for the kinetic Boltzmann equation example (cf. Section 4.3).

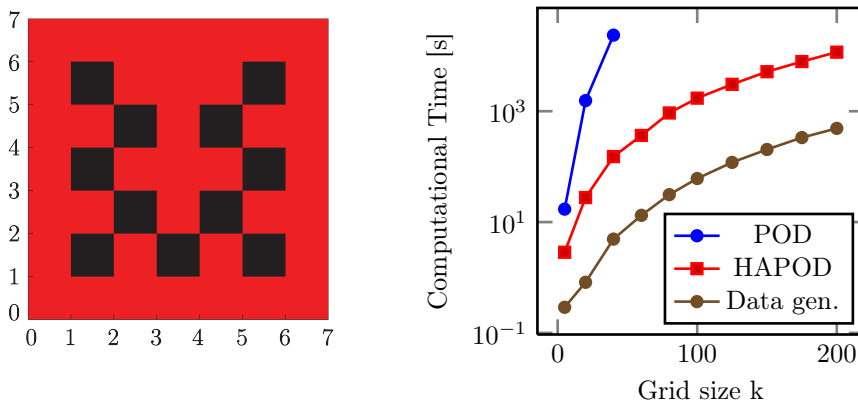
tolerance. A 20×20 grid was used ($k = 20$, $N = 54400$). With decreasing ω , the computational time for the HAPOD reduces but the number of final modes required to satisfy the error bound increases. Thus, choosing a larger value of ω means trading some time spent in the HAPOD for a more efficient reduced model.

Computing the classical POD takes about 1600 seconds for each tolerance. As for the previous numerical examples, the HAPOD is much faster than the POD for all tested tolerances (see Fig. 7b). Note that the HAPOD is about five times as fast as the POD even for $\omega = 0.999$ where at most one additional final mode is obtained. The snapshot generation, i.e. the solution of the high-dimensional problem, takes only a few seconds for this grid size, so the overall computational time is dominated by the POD computation.

The maximal number of local modes increases with ω (see Fig. 8a). This may be important in terms of memory usage, especially if the local modes are gathered in one node's memory at some time during the HAPOD. A smaller value of ω may thus be preferable if a shortage of memory is expected. Choosing $\omega = 0.95$, the number of final HAPOD modes is only slightly higher than the number of POD modes (at most two additional modes are needed), while the computation is, depending on the tolerance, at least one order of magnitude faster.

To get a measure for the model reduction error, the reduced model was solved for 125 random combinations of $\Sigma_{s,1}$, $\Sigma_{a,1}$, $\Sigma_{a,2} \in [0, 8]$ and compared to the high-dimensional solution. The resulting ℓ^2 -mean error is almost equal for POD and HAPOD (see Fig. 8b). Solving the reduced model takes about $5 \cdot 10^{-2}$ seconds independent of the grid size and is thus considerably faster than solving the full model which takes up to 500 seconds on a 200×200 grid.

The previous tests were performed on a coarse 20×20 grid. Since the memory consumption scales with k^3 , refining the grid quickly leads to a situation where the snapshots do not fit in memory simultaneously such that a classical POD



(a) Computational domain: red and black regions represent common materials. (b) Computational time for POD and HAPOD ($\varepsilon^* = 10^{-4}$, $\omega = 0.95$).

Figure 9: Computational domain and required time for the kinetic Boltzmann equation example (cf. Section 4.3).

cannot be performed without access to mass storage. In ??, a performance comparison between POD and HAPOD ($\omega = 0.95$) for different grid sizes can be found. The HAPOD is up to two orders of magnitude faster than the POD for the coarse grids where the POD is still feasible. For $k \geq 60$, the POD fails to run due to memory limitations while the HAPOD does not have this problem. Note that the HAPOD is twice as fast on the 200×200 grid than the classical POD on a 40×40 grid even though the amount of data that needs to be processed increases by a factor of 125 between $k = 40$ and $k = 200$. The time used for data generation plays a negligible role in the algorithm. Creating the snapshots for POD and HAPOD takes less than 10 seconds for $k = 40$ and about 500 seconds for $k = 200$. Using the HAPOD thus directly translates into a much faster overall reduced basis generation.

5 Conclusion

With the HAPOD, this work introduces generic scheme for approximate POD computation that allows to distribute the computational workload among arbitrary trees of workers, making it easily adaptable to different computing environments. Rigorous error and mode bounds are proven that ascertain the reliability and performance of the method. Specialized variants for live and distributed HAPOD computation are discussed, and numerical experiments underscore the applicability of the HAPOD, from small embedded devices to high performance computer clusters.

Code Availability

The source code used to compute the presented results is available under open source licenses and is included in the supplementary material to this publication.

References

- [1] Graham W. Alldredge, Cory D. Hauck, and André L. Tits. High-Order Entropy-Based Closures for Linear Transport in Slab Geometry II: A Computational Study of the Optimization Problem. *SIAM Journal on Scientific Computing*, 34(4):B361–B391, 2012.
- [2] C. Beattie, J. Borggaard, S. Gugercin, and T. Iliescu. A domain decomposition approach to POD. In *Proceedings of the 45th IEEE Conference on Decision and Control*, pages 6750–6756, 2006.
- [3] M.W. Berry, D. Mezher, B. Philippe, and A. Sameh. Parallel Algorithms for the Singular Value Decomposition. In *Handbook of Parallel Computing and Statistics*, pages 117–164. Chapman and Hall/CRC, 2005.
- [4] T.A. Brunner and J.P. Holloway. Two-dimensional time dependent Riemann solvers for neutron transport. *Journal of Computational Physics*, 210(1):386–399, 2005.
- [5] J. Chen and Y. Saad. Lanczos Vectors versus Singular Vectors for Effective Dimension Reduction. *IEEE Transactions on Knowledge and Data Engineering*, 21(8):1091–1103, 2009.
- [6] P.G. Constantine and D.F. Gleich. Tall and skinny QR factorizations in MapReduce architectures. In *MapReduce '11 Proceedings of the second international workshop on MapReduce and its applications*, pages 43–50, 2011.
- [7] P.G. Constantine, D.F. Gleich, Y. Hou, and J. Templeton. Model Reduction with Mapreduce-Enabled Tall and Skinny Singular Value Decomposition. *SIAM Journal on Scientific Computing*, 36(5):S166–S199, 2014.
- [8] M. Gubisch and S. Volkwein. POD for linear-quadratic Optimal Control. In *Model Reduction and Approximation: Theory and Algorithms*, page (To Appear). SIAM, 2016.
- [9] N. Halko, P.G. Martinsson, and J.A. Tropp. Finding structure with randomness: Probabilistic algorithms for constructing approximate matrix decompositions. *SIAM Review*, 53(2):217–288, 2011.
- [10] C. Himpe. emgr - Empirical Gramian framework (Version: 4.0). <http://gramian.de>, 2016.
- [11] C. Himpe and M. Ohlberger. A Unified Software Framework for Empirical Gramians. *Journal of Mathematics*, 2013:1–6, 2013.
- [12] C. Himpe and M. Ohlberger. Cross-Gramian Based Combined State and Parameter Reduction for Large-Scale Control Systems. *Mathematical Problems in Engineering*, 2014:1–13, 2014.
- [13] P. Holmes, J.L. Lumley, G. Berkooz, and C.W. Rowley. *Turbulence, Coherent Structures, Dynamical Systems and Symmetry*. Cambridge Monographs on Mechanics. Cambridge University Press, 2012.

- [14] K. Kunisch and S. Volkwein. Control of the Burgers equation by a reduced-order approach using proper orthogonal decomposition. *Journal of Optimization Theory and Applications*, 102(2):345–371, 1999.
- [15] K. Kunisch and S. Volkwein. Galerkin proper orthogonal decomposition methods for a general equation in fluid dynamics. *SIAM Journal on Numerical Analysis*, 40(2):492–515, 2002.
- [16] T. Leibner. Numerical methods for kinetic equations. Master’s thesis, Westfälische Wilhelms-Universität Münster, 2015.
- [17] R.J. LeVeque. *Finite volume methods for hyperbolic problems*, volume 31. Cambridge university press, 2002.
- [18] Message Passing Interface Forum. MPI: A Message-Passing Interface Standard (Version 3.1). <http://www.mpi-forum.org/docs/mpi-3.1/mpi31-report.pdf>, 2015.
- [19] R. Milk, S. Rave, and F. Schindler. pyMOR - Generic Algorithms and Interfaces for Model Order Reduction. *Accepted for publication in SIAM J. Sci. Comput.*, 2016.
- [20] B.C. Moore. Principal Component Analysis in Nonlinear Systems: Preliminary Results. In *18th IEEE Conference on Decision and Control including the Symposium on Adaptive Processes*, volume 2, pages 1057–1060, 1979.
- [21] A. Paul-Dubois-Taine and D. Amsallem. An adaptive and efficient greedy procedure for the optimal training of parametric reduced-order models. *International Journal for Numerical Methods in Engineering*, 102(5):1262–1292, 2015.
- [22] MORwiki Community. MORwiki - Model Order Reduction Wiki. modelreduction.org, 2016.
- [23] pyMOR developers. pyMOR - Model Order Reduction with Python. <http://pymor.org>, 2016.
- [24] T. Sayadi, C.W. Hamman, and P.J. Schmid. Parallel qr algorithm for data-driven decompositions. In *Center for Turbulence Research, Proceedings of the Summer Program 2014*, pages 335–343, 2014.
- [25] F. Schindler. dune-gdt. <http://github.com/dune-community/dune-gdt>, 2016.
- [26] Florian Schneider, Graham Alldredge, Martin Frank, and Axel Klar. Higher order mixed moment approximations for the Fokker-Planck equation in one space dimension. *SIAM Journal on Applied Mathematics*, 74(4):1087–1114, 2014.
- [27] L. Sirovich. Turbulence and the Dynamics of Coherent Structures Part I: Coherent Structures. *Quarterly of Applied Mathematics*, 45(3):561–571, 1987.

- [28] S.A. Solovyev and S. Tordeux. Compute svd of a very large matrix in the context of geological prospection. In *6th EAGE Saint Petersburg International Conference and Exhibition*, 2014.
- [29] S.A. Solovyev and S. Tordeux. Large SVD Computations for Analysis of Inverse Problems in Geophysics. In *Proceedings of the WCCM XI - ECCM V - ECFD VI*, pages 2861–2869, 2014.
- [30] D.C. Sorensen and A.C. Antoulas. The Sylvester equation and approximate balanced reduction. *Linear Algebra and its Applications*, 351–352:671–700, 2002.
- [31] Z. Wang, B. McBee, and T. Iliescu. Approximate Partitioned Method of Snapshots for POD. *Journal of Computational and Applied Mathematics*, 307:374–384, 2016.